

Disconnecting Power from the JCS 1200 Platform

You can disconnect power from the JCS 1200 platform by powering off the Routing Engines and disconnecting the JCS 1200 platform from the power source.

To disconnect power from the JCS 1200 platform:

1. Attach an electrostatic discharge (ESD) grounding strap to your bare wrist and connect the strap to one of the ESD points on the chassis.
2. Power off each Routing Engine (for more information, see [\[Unresolved xref\]](#)).
3. Disconnect power from the JCS 1200 platform.

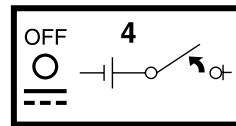
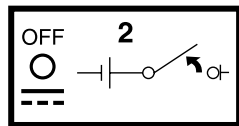
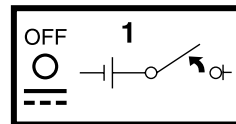
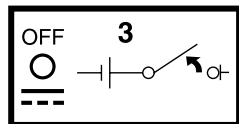


NOTE: After you disconnect the JCS 1200 platform from power, wait at least 5 seconds before you connect the JCS 1200 platform to power again.

- JCS 1200 DC platform:
 - a. Make sure the Routing Engines are powered off.



CAUTION: This device does not provide a power control button. Powering off Routing Engines or removing power modules and switch modules does not turn off electrical current to the device. The device also might have more than one power cord. To remove all electrical current from the product, make sure that all power cords are disconnected from the power source.

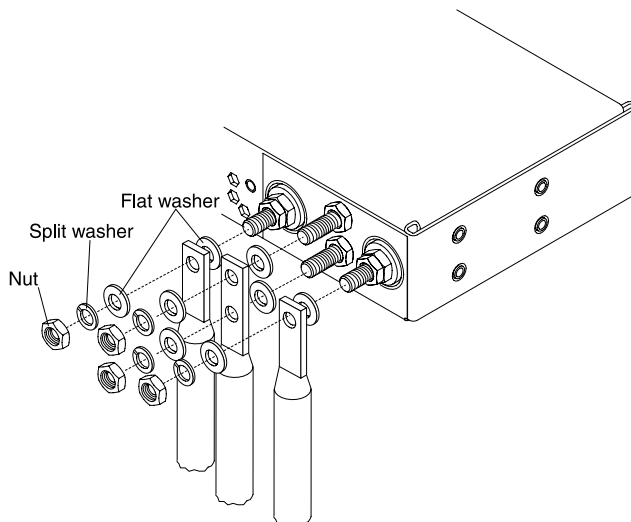


CAUTION: Only trained service personnel other than Juniper Networks service technicians are authorized to make the connections to and disconnections from the -48 volt DC power source. Juniper Networks service technicians are not certified or authorized to install or remove the -48 volt power cable. The customer is responsible for ensuring that only trained service personnel install or remove the -48 volt power cable.

- b. Turn off the power source.

- c. Remove the DC terminal cover for each power terminal. See [Unresolved xref] for more information.

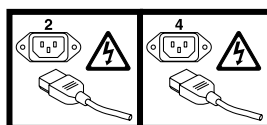
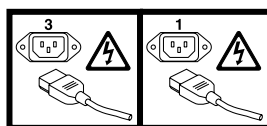
Figure 1: DC Power Terminal Connectors on the JCS 1200 Platform



- d. Remove the nut, split washer, flat washer, and cable lug from each terminal post.
- e. Remove the power cables.
- JCS 1200 AC platform:
 - a. Make sure the Routing Engines are powered off.



CAUTION: This device does not provide a power control button. Powering off Routing Engines or removing power modules and switch modules does not turn off electrical current to the device. The device also might have more than one power cord. To remove all electrical current from the product, make sure that all power cords are disconnected from the power source.



- b. Disconnect all power cords on the JCS 1200 platform from the power connectors.

Related Topics ■ Preventing Electrostatic Discharge Damage to the JCS 1200 Platform

