



---

# SRC PE Software

## SRC XML API Operational Reference

Release  
4.13.x



---

Modified: 2019-08-26

Juniper Networks, Inc.  
1133 Innovation Way  
Sunnyvale, California 94089  
USA  
408-745-2000  
www.juniper.net

Copyright © 2019 Juniper Networks, Inc. All rights reserved.

Juniper Networks, the Juniper Networks logo, Juniper, and Junos are registered trademarks of Juniper Networks, Inc. and/or its affiliates in the United States and other countries. All other trademarks may be property of their respective owners.

Juniper Networks assumes no responsibility for any inaccuracies in this document. Juniper Networks reserves the right to change, modify, transfer, or otherwise revise this publication without notice.

*SRC PE Software SRC XML API Operational Reference*  
Release 4.13.x  
Copyright © 2019 Juniper Networks, Inc. All rights reserved.

Revision History  
August 2019—Revision 1

The information in this document is current as of the date on the title page.

#### YEAR 2000 NOTICE

Juniper Networks hardware and software products are Year 2000 compliant. Junos OS has no known time-related limitations through the year 2038. However, the NTP application is known to have some difficulty in the year 2036.

#### SOFTWARE LICENSE

The terms and conditions for using this software are described in the software license contained in the acknowledgment to your purchase order or, to the extent applicable, to any reseller agreement or end-user purchase agreement executed between you and Juniper Networks. By using this software, you indicate that you understand and agree to be bound by those terms and conditions.

Generally speaking, the software license restricts the manner in which you are permitted to use the software and may contain prohibitions against certain uses. The software license may state conditions under which the license is automatically terminated. You should consult the license for further details.

For complete product documentation, please see the Juniper Networks Web site at [www.juniper.net/techpubs](http://www.juniper.net/techpubs).

#### END USER LICENSE AGREEMENT

The Juniper Networks product that is the subject of this technical documentation consists of (or is intended for use with) Juniper Networks software. Use of such software is subject to the terms and conditions of the End User License Agreement (“EULA”) posted at <https://support.juniper.net/support/eula/>. By downloading, installing or using such software, you agree to the terms and conditions of that EULA.

# About the Documentation

- SRC Documentation and Release Notes on page v
- Audience on page v
- Documentation Conventions on page v
- Documentation Feedback on page vii
- Requesting Technical Support on page viii

## SRC Documentation and Release Notes

---

For a list of related SRC documentation, see <https://www.juniper.net/documentation/>.

If the information in the latest *SRC Release Notes* differs from the information in the SRC guides, follow the *SRC Release Notes*.

## Audience

---

This documentation is intended for experienced system and network specialists working with routers running Junos OS and JunosE software in an Internet access environment. We assume that readers know how to use the routers, directories, and RADIUS servers that they will deploy in their SRC networks. If you are using the SRC software in a cable network environment, we assume that you are familiar with the PacketCable Multimedia Specification (PCMM) as defined by Cable Television Laboratories, Inc. (CableLabs) and with the Data-over-Cable Service Interface Specifications (DOCSIS) 1.1 protocol. We also assume that you are familiar with operating a multiple service operator (MSO) multimedia-managed IP network.

## Documentation Conventions

---

[Table 1 on page vi](#) defines the notice icons used in this guide. [Table 2 on page vi](#) defines text conventions used throughout this documentation.

Table 1: Notice Icons







Icon	Meaning	Description
	Informational note	Indicates important features or instructions.
	Caution	Indicates a situation that might result in loss of data or hardware damage.
	Warning	Alerts you to the risk of personal injury or death.
	Laser warning	Alerts you to the risk of personal injury from a laser.
	Tip	Indicates helpful information.
	Best practice	Alerts you to a recommended use or implementation.

Table 2: Text Conventions

Convention	Description	Examples
<b>Bold text like this</b>	<ul style="list-style-type: none"> <li>Represents keywords, scripts, and tools in text.</li> <li>Represents a GUI element that the user selects, clicks, checks, or clears.</li> </ul>	<ul style="list-style-type: none"> <li>Specify the keyword <b>exp-msg</b>.</li> <li>Run the <b>install.sh</b> script.</li> <li>Use the <b>pkgadd</b> tool.</li> <li>To cancel the configuration, click <b>Cancel</b>.</li> </ul>
<b>Bold text like this</b>	Represents text that the user must type.	<b>user@host# set cache-entry-age cache-entry-age</b>
<b>Fixed-width text like this</b>	Represents information as displayed on your terminal's screen, such as CLI commands in output displays.	<pre>nic-locators {   login {     resolution {       resolver-name /realms/       login/A1;       key-type LoginName;       value-type SaeId;     }   } }</pre>
<b>Regular sans serif typeface</b>	<ul style="list-style-type: none"> <li>Represents configuration statements.</li> <li>Indicates SRC CLI commands and options in text.</li> <li>Represents examples in procedures.</li> <li>Represents URLs.</li> </ul>	<ul style="list-style-type: none"> <li><b>system ldap server{ stand-alone;</b></li> <li>Use the <b>request sae modify device failover</b> command with the <b>force</b> option</li> <li><b>user@host# ...</b></li> <li><b><a href="https://www.juniper.net/documentation/software/management/src/api-index.html">https://www.juniper.net/documentation/software/management/src/api-index.html</a></b></li> </ul>

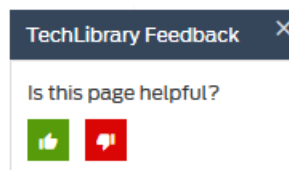
Table 2: Text Conventions (continued)

<i>Italic sans serif typeface</i>	Represents variables in SRC CLI commands.	<code>user@host# set local-address local-address</code>
Angle brackets	In text descriptions, indicate optional keywords or variables.	Another runtime variable is <gfwif>.
Key name	Indicates the name of a key on the keyboard.	Press Enter.
Key names linked with a plus sign (+)	Indicates that you must press two or more keys simultaneously.	Press Ctrl + b.
<i>Italic typeface</i>	<ul style="list-style-type: none"> <li>Emphasizes words.</li> <li>Identifies book names.</li> <li>Identifies distinguished names.</li> <li>Identifies files, directories, and paths in text but not in command examples.</li> </ul>	<ul style="list-style-type: none"> <li>There are two levels of access: <i>user</i> and <i>privileged</i>.</li> <li><i>SRC PE Getting Started Guide</i></li> <li><i>o=Users, o=UMC</i></li> <li>The <i>/etc/default.properties</i> file.</li> </ul>
Backslash	At the end of a line, indicates that the text wraps to the next line.	<code>Plugin.radiusAcct-1.class=\ net.juniper.smgmt.sae.plugin\ RadiusTrackingPluginEvent</code>
Words separated by the   symbol	Represent a choice to select one keyword or variable to the left or right of this symbol. (The keyword or variable may be either optional or required.)	<code>diagnostic   line</code>

## Documentation Feedback

We encourage you to provide feedback, comments, and suggestions so that we can improve the documentation. You can provide feedback by using either of the following methods:

- Online feedback system—Click TechLibrary Feedback, on the lower right of any page on the [Juniper Networks TechLibrary](#) site, and do one of the following:



- Click the thumbs-up icon if the information on the page was helpful to you.
- Click the thumbs-down icon if the information on the page was not helpful to you or if you have suggestions for improvement, and use the pop-up form to provide feedback.
- E-mail—Send your comments to [techpubs-comments@juniper.net](mailto:techpubs-comments@juniper.net). Include the document or topic name, URL or page number, and software version (if applicable).

## Requesting Technical Support

---

Technical product support is available through the Juniper Networks Technical Assistance Center (JTAC). If you are a customer with an active J-Care or Partner Support Service support contract, or are covered under warranty, and need post-sales technical support, you can access our tools and resources online or open a case with JTAC.

- JTAC policies—For a complete understanding of our JTAC procedures and policies, review the *JTAC User Guide* located at <https://www.juniper.net/us/en/local/pdf/resource-guides/7100059-en.pdf>.
- Product warranties—For product warranty information, visit <http://www.juniper.net/support/warranty/>.
- JTAC hours of operation—The JTAC centers have resources available 24 hours a day, 7 days a week, 365 days a year.

## Self-Help Online Tools and Resources

For quick and easy problem resolution, Juniper Networks has designed an online self-service portal called the Customer Support Center (CSC) that provides you with the following features:

- Find CSC offerings: <https://www.juniper.net/customers/support/>
- Search for known bugs: <https://prsearch.juniper.net/>
- Find product documentation: <https://www.juniper.net/documentation/>
- Find solutions and answer questions using our Knowledge Base: <https://kb.juniper.net/>
- Download the latest versions of software and review release notes: <https://www.juniper.net/customers/csc/software/>
- Search technical bulletins for relevant hardware and software notifications: <https://kb.juniper.net/InfoCenter/>
- Join and participate in the Juniper Networks Community Forum: <https://www.juniper.net/company/communities/>
- Create a service request online: <https://myjuniper.juniper.net>

To verify service entitlement by product serial number, use our Serial Number Entitlement (SNE) Tool: <https://entitlementsearch.juniper.net/entitlementsearch/>

## Creating a Service Request with JTAC

You can create a service request with JTAC on the Web or by telephone.

- Visit <https://myjuniper.juniper.net>.
- Call 1-888-314-JTAC (1-888-314-5822 toll-free in the USA, Canada, and Mexico).

For international or direct-dial options in countries without toll-free numbers, see <https://support.juniper.net/support/requesting-support/>.

# Summary of SRC XML API Operational Tag Elements

This document lists the SRC Extensible Markup Language (XML) API tag elements that are equivalent to operational commands in the SRC command-line interface (SRC CLI). A client of the NETCONF server uses the tag elements to request operational information. For information about the notation used in this document, see Table 2 on page viii. For information about the tag elements that client applications use to request, change, and commit configuration information, see the *SRC PE NETCONF API Guide*.

Tag elements are listed in alphabetical order for the following components:

- CLI and System
- Juniper Networks Database
- SAE
- Network Information Collector (NIC)
- Subscriber Information Collector (SIC)
- SRC Admission Control Plug-In (SRC ACP)
- Redirect Server
- External Subscriber Monitor
- Dynamic Service Activator
- IP Multimedia Subsystem (IMS)
- Diameter Application
- SRC License Management
- COS Naming Service
- Application Server
- Volume Tracking Application (VTA)





# CLI and System Operational Tag Elements

[Table 3](#) lists the SRC CLI operational mode commands that have corresponding SRC XML request tag elements in the current version of the SRC software, and maps each command to its request tag element. CLI configuration commands and statements are listed in alphabetical order.

For a list of mappings organized alphabetically by request tag element name, see [Table 4](#). For more information about CLI commands, see the *SRC PE CLI Command Reference*.

For a list of response tag elements, see [Table 5](#).

Table 3: Mapping of CLI Commands to Operational Tag Elements

CLI Command	Request Tag Element
delete-snapshot	delete-snapshot
get-completions	get-completions
get-completionsForWizardArgument	get-completionsForWizardArgument
get-component-all	get-component-all
get-hasUncommittedChanges	get-hasUncommittedChanges
get-level	get-level
get-lifecycles	get-lifecycles
get-node-information	get-node-information
get-resultForWizardSetCommandsExecution	get-resultForWizardSetCommandsExecution
get-system-info	get-system-info
get-wizardDataTree	get-wizardDataTree
request-halt	request-halt
request-reboot	request-reboot
request-restore	request-restore
request-snapshot	request-snapshot
set-level	set-level
clear security certificate	clear-security-certificate
clear security certificate request	clear-security-certificate-request
clear security ssh	clear-security-ssh
disable	disable
enable	enable
file compare	file-compare

file create	file-create
file list	file-list
file show	file-show
request disk disable	request-disk-disable
request disk enable	request-disk-enable
request disk identify	request-disk-identify
request disk initialize	request-disk-initialize
request network discovery	request-network-discovery
request security enroll	request-security-enroll
request security generate certificate request	request-security-generate-certificate-request
request security generate self signed certificate	request-security-generate-self-signed-certificate
request security get ca certificate	request-security-get-ca-certificate
request security import certificate	request-security-import-certificate
request support information	request-support-information
request system generate ssh key	request-system-generate-ssh-key
request system install	request-system-install
request system prepare partitions	request-system-prepare-partitions
request system remove ssh key	request-system-remove-ssh-key
request system uninstall	request-system-uninstall
request system upgrade	request-system-upgrade
restart	restart
set date	set-date
set date ntp	set-date-ntp
show cli	get-cli
show cli authorization	get-cli-authorization
show date	get-date
show disk status	get-disk-status
show interfaces	get-interfaces
show iptables	get-iptables
show ntp associations	get-ntp-associations
show ntp statistics	get-ntp-statistics

show ntp status	get-ntp-status
show route	get-route
show security certificate	get-security-certificate
show system boot messages	get-system-boot-messages
show system generated keys	get-system-generated-keys
show system snapshot	get-system-snapshot
show system users	get-system-users

[Table 4](#) maps SRC XML operational request tag elements to SRC CLI commands. Tag elements are listed in alphabetical order.

Table 4: Mapping of CLI Operational Tag Elements to CLI Commands

Request Tag Element	CLI Command
<a href="#">clear-security-certificate</a>	clear security certificate
<a href="#">clear-security-certificate-request</a>	clear security certificate request
<a href="#">clear-security-ssh</a>	clear security ssh
<a href="#">delete-snapshot</a>	delete-snapshot
<a href="#">disable</a>	disable
<a href="#">enable</a>	enable
<a href="#">file-compare</a>	file compare
<a href="#">file-create</a>	file create
<a href="#">file-list</a>	file list
<a href="#">file-show</a>	file show
<a href="#">get-cli</a>	show cli
<a href="#">get-cli-authorization</a>	show cli authorization
<a href="#">get-completions</a>	get-completions
<a href="#">get-completionsForWizardArgument</a>	get-completionsForWizardArgument
<a href="#">get-component-all</a>	get-component-all
<a href="#">get-date</a>	show date
<a href="#">get-disk-status</a>	show disk status
<a href="#">get-hasUncommittedChanges</a>	get-hasUncommittedChanges
<a href="#">get-interfaces</a>	show interfaces
<a href="#">get-iptables</a>	show iptables

<a href="#">get-level</a>	get-level
<a href="#">get-lifecycles</a>	get-lifecycles
<a href="#">get-node-information</a>	get-node-information
<a href="#">get-ntp-associations</a>	show ntp associations
<a href="#">get-ntp-statistics</a>	show ntp statistics
<a href="#">get-ntp-status</a>	show ntp status
<a href="#">get-resultForWizardSetCommandsExecution</a>	get-resultForWizardSetCommandsExecution
<a href="#">get-route</a>	show route
<a href="#">get-security-certificate</a>	show security certificate
<a href="#">get-system-boot-messages</a>	show system boot messages
<a href="#">get-system-generated-keys</a>	show system generated keys
<a href="#">get-system-info</a>	get-system-info
<a href="#">get-system-snapshot</a>	show system snapshot
<a href="#">get-system-users</a>	show system users
<a href="#">get-wizardDataTree</a>	get-wizardDataTree
<a href="#">request-disk-disable</a>	request disk disable
<a href="#">request-disk-enable</a>	request disk enable
<a href="#">request-disk-identify</a>	request disk identify
<a href="#">request-disk-initialize</a>	request disk initialize
<a href="#">request-halt</a>	request-halt
<a href="#">request-network-discovery</a>	request network discovery
<a href="#">request-reboot</a>	request-reboot
<a href="#">request-restore</a>	request-restore
<a href="#">request-security-enroll</a>	request security enroll
<a href="#">request-security-generate-certificate-request</a>	request security generate certificate request
<a href="#">request-security-generate-self-signed-certificate</a>	request security generate self signed certificate
<a href="#">request-security-get-ca-certificate</a>	request security get ca certificate
<a href="#">request-security-import-certificate</a>	request security import certificate
<a href="#">request-snapshot</a>	request-snapshot
<a href="#">request-support-information</a>	request support information
<a href="#">request-system-generate-ssh-key</a>	request system generate ssh key

<a href="#">request-system-install</a>	request system install
<a href="#">request-system-prepare-partitions</a>	request system prepare partitions
<a href="#">request-system-remove-ssh-key</a>	request system remove ssh key
<a href="#">request-system-uninstall</a>	request system uninstall
<a href="#">request-system-upgrade</a>	request system upgrade
<a href="#">restart</a>	restart
<a href="#">set-date</a>	set date
<a href="#">set-date-ntp</a>	set date ntp
<a href="#">set-level</a>	set-level

[Table 5](#) lists the SRC XML operational response tag elements. Tag elements are listed in alphabetical order.

Table 5: Operational Response Tag Elements

<b>Response Tag Element</b>
<a href="#">sdx-component</a>
<a href="#">sdx-component-list</a>

# <clear-security-certificate>

## Usage

```
<rpc>  
  <clear-security-certificate>  
    <identifier> identifier </identifier>  
  </clear-security-certificate>  
</rpc>
```

## Release Information

Command introduced in SRC Release 1.0.0

## Description

Delete a digital certificate from the system.

## Contents

<identifier>— (Optional) Name of a local digital certificate.

**Value**— *Certificate name*

## Required Privilege Level

security

# <clear-security-certificate-request>

## Usage

```
<rpc>  
  <clear-security-certificate-request>  
    <file-name> file-name </file-name>  
  </clear-security-certificate-request>  
</rpc>
```

## Release Information

Command introduced in SRC Release 1.0.0

## Description

Delete a certificate request on the system.

## Contents

<file-name>— (Optional) Name of certificate signing request file. This file is stored in the /tmp directory and has the file-extension .csr.

**Value**— *filename*

**Default**—certreq

## Required Privilege Level

security

# <clear-security-ssh>

## Usage

```
<rpc>  
  <clear-security-ssh>  
    <known-host> known-host </known-host>  
  </clear-security-ssh>  
</rpc>
```

## Release Information

Command introduced in SRC Release 1.0.0

## Description

Clear (delete) cached SSH data.

## Contents

<known-host>— Name of known host to remove

**Value**— Hostname

## Required Privilege Level

security



# <delete-snapshot>

## Usage

```
<rpc>  
  <delete-snapshot>  
  </delete-snapshot>  
</rpc>
```

## Release Information

Command introduced in SRC Release 1.0.0

## Description

Delete the snapshot root file system and var file system.

## Required Privilege Level

maintenance

# <disable>

## Usage

```
<rpc>  
  <disable>  
    <component> component </component>  
  </disable>  
</rpc>
```

## Release Information

Command introduced in SRC Release 1.0.0

## Description

Stop an SRC component that is running on the system.

## Contents

<component>— Name of SRC component to stop.

To see a list of installed components, use the `show component` command.

**Value**— Component name

## Required Privilege Level

reset

# <enable>

## Usage

```
<rpc>  
  <enable>  
    <component> component </component>  
  </enable>  
</rpc>
```

## Release Information

Command introduced in SRC Release 1.0.0

## Description

Start a specified SRC component that is installed on the system.

## Contents

<component>— Name of SRC component to start.

**Value**— Component name

## Required Privilege Level

reset

# <file-compare>

## Usage

```
<rpc>
  <file-compare>
    <style> style-choice </style>
    <ignore-white-space/>
    <from-file> from-file </from-file>
    <to-file> to-file </to-file>
  </file-compare>
</rpc>
```

## Release Information

Command introduced in SRC Release 1.0.0

## Description

Compare files on a C Series Controller.

## Contents

**<style>**— (Optional) Format for displaying differences between files.

### Value

- **context**— Output shows the context for differences between the files. It shows which line was changed in one line listing, then the change for the line in a second line listing.
- **unified**— Output shows the differences between files in a unified format. A single listing of line numbers shows the line on which a change occurred, then the changed text.

**<ignore-white-space>**— (Optional) Differences in amount of white space ignored.

**<from-file>**—File to compare

**Value**— Filename

**<to-file>**—File to compare

**Value**— Filename

**Required Privilege Level**

maintenance

# <file-create>

## Usage

```
<rpc>
  <file-create>
    <filename> filename </filename>
    <encoding> encoding-choice </encoding>
    <content> content </content>
  </file-create>
</rpc>
```

## Release Information

Command introduced in SRC Release 1.0.0

## Description

Create a file with the provided content.

## Contents

**<filename>**— The filename must be created in an existing directory that is writable by the logged in user. If the name of an existing file is selected, the existing file will be overwritten.

**Value**—Text

**<encoding>**— (Optional) Type of content encoding.

**Value**

- **base64**— Content is base64 encoded and will be decoded before content is written to file.

**<content>**— When using the CLI, the content can be provided in a "here-document" using "<<EOF". The here-document ends when *EOF* is entered on a line by itself. *EOF* is an arbitrary string.

**Value**—Text

## Required Privilege Level

maintenance

# <file-list>

## Usage

```
<rpc>  
  <file-list>  
    <recursive/>  
    <detail/>  
    <path> path </path>  
  </file-list>  
</rpc>
```

## Release Information

Command introduced in SRC Release 1.0.0

## Description

List files in a directory on a C Series Controller.

## Contents

<recursive>— (Optional) Create recursive listing of files.

<detail>— (Optional) Provide information about the files in a listing of files, such as modification date and file size.

<path>— (Optional) Path to the directory in which you list files.

**Value**— Pathname

## Required Privilege Level

maintenance

# <file-show>

## Usage

```
<rpc>
  <file-show>
    <encoding> encoding-choice </encoding>
    <filename> filename </filename>
  </file-show>
</rpc>
```

## Release Information

Command introduced in SRC Release 1.0.0

## Description

Display content of a file.

## Contents

<encoding>— (Optional) Type of file encoding.

### Value

- base64— File has base64 encoding.

<filename>— Name of file for which to display content.

**Value**— Filename

## Required Privilege Level

maintenance



# <get-cli>

## Usage

```
<rpc>  
  <get-cli>  
  </get-cli>  
</rpc>
```

## Release Information

Command introduced in SRC Release 1.0.0

## Description

Display properties that have been set to control the CLI environment.

## Required Privilege Level

No specific privilege required.

# <get-cli-authorization>

## Usage

```
<rpc>  
  <get-cli-authorization>  
  </get-cli-authorization>  
</rpc>
```

## Release Information

Command introduced in SRC Release 1.0.0

## Description

Identify the user logged in to the CLI session, and display the user's privilege level, the user's permissions to run specified operational and configuration commands, and the user's authorization to run commands.

## Required Privilege Level

No specific privilege required.

# <get-completions>

## Usage

```
<rpc>
  <get-completions>
    <path> path </path>
    <prefix> prefix </prefix>
  </get-completions>
</rpc>
```

## Release Information

Command introduced in SRC Release 2.0.0

## Description

Returns completions for arguments of an operational command or attributes and children of a configuration object.

## Contents

**<path>**— Start with configuration to access a configuration node or operation to access a command node.

**Value**—Text

**<prefix>**— (Optional) When a prefix is defined, only the completion options that start with the specified prefix should be retrieved.

**Value**—Text

## Required Privilege Level

No specific privilege required.

# <get-completionsForWizardArgument>

## Usage

```
<rpc>  
  <get-completionsForWizardArgument>  
    <completerClassName> completerClassName </completerClassName>  
  </get-completionsForWizardArgument>  
</rpc>
```

## Release Information

Command introduced in SRC Release 4.4.0

## Description

Returns completions for wizard arguments in configuration wizard. Returns the completions returned by executing the completer in `completerClassName` argument.

## Contents

`<completerClassName>`— This completer class is executed and the results are returned to the configuration wizard

**Value**—Text

## Required Privilege Level

No specific privilege required.

# <get-component-all>

## Usage

```
<rpc>  
  <get-component-all>  
  </get-component-all>  
</rpc>
```

## Release Information

Command introduced in SRC Release 1.0.0

## Description

Display information and status for SRC components installed.

## Required Privilege Level

maintenance

## Output Tag

[sdx-component-list](#)

# <get-date>

## Usage

```
<rpc>  
  <get-date>  
  </get-date>  
</rpc>
```

## Release Information

Command introduced in SRC Release 1.0.0

## Description

Display the time and date set on the system.

## Required Privilege Level

No specific privilege required.

# <get-disk-status>

## Usage

```
<rpc>  
  <get-disk-status>  
    <brief/>  
  </get-disk-status>  
</rpc>
```

## Release Information

Command introduced in SRC Release 1.0.0

## Description

Display status information.

## Contents

`<brief>`— (Optional) Display summary information.

## Required Privilege Level

view

# <get-hasUncommittedChanges>

## Usage

```
<rpc>  
  <get-hasUncommittedChanges>  
  </get-hasUncommittedChanges>  
</rpc>
```

## Release Information

Command introduced in SRC Release 4.4.0

## Description

Returns true, if there are uncommitted configuration changes. Returns false otherwise.

## Required Privilege Level

No specific privilege required.



# <get-interfaces>

## Usage

```
<rpc>  
  <get-interfaces>  
    <interface-name> interface-name </interface-name>  
  </get-interfaces>  
</rpc>
```

## Release Information

Command introduced in SRC Release 1.0.0

## Description

Display information about interfaces configured on a C Series Controller, including but not limited to interface address, information about packets sent, and information about packets received.

## Contents

<interface-name>— (Optional) Name of an interface

**Value**— Interface name; for example eth0. If you do not specify an interface name, the command displays information for all interfaces.

**Default**— No value

## Required Privilege Level

network

# <get-iptables>

## Usage

```
<rpc>
  <get-iptables>
    <table> table-choice </table>
    <reset-counters/>
  </get-iptables>
</rpc>
```

## Release Information

Command introduced in SRC Release 1.0.0

## Description

Display information about the iptables Linux tool.

## Contents

`<table>`— (Optional) Type of information to display.

### Value

- `nat`— Display information for the nat table for the iptables tool. The nat table provides rules for rewriting packet addresses.
- `filter`— Display information for the filter table for the iptables tool. The filter table provides rules for defining packet filters.
- `mangle`— Display information for the mangle table for the iptables tool. The mangle table provides rules for adjusting packet options, such as quality of service.

`<reset-counters>`— (Optional) Reset counters of the items in output.

## Required Privilege Level

view

# <get-level>

## Usage

```
<rpc>  
  <get-level>  
  </get-level>  
</rpc>
```

## Release Information

Command introduced in SRC Release 1.0.0

## Description

Display the current access level.

## Required Privilege Level

No specific privilege required.

# <get-lifecycles>

## Usage

```
<rpc>  
  <get-lifecycles>  
    <paths> paths </paths>  
  </get-lifecycles>  
</rpc>
```

## Release Information

Command introduced in SRC Release 2.0.0

## Description

Returns error messages from beforeCreate and beforeDelete lifecycle methods for the specified configuration nodes and all of their attributes.

## Contents

<paths>— Paths to the nodes whose lifecycle methods should be invoked.

**Value**—Text

## Required Privilege Level

No specific privilege required.

# <get-node-information>

## Usage

```
<rpc>
  <get-node-information>
    <path> path </path>
    <object-info> object-info </object-info>
    <embedded-object-info> embedded-object-info </embedded-object-info>
    <dynamic-info> dynamic-info </dynamic-info>
    <children-level> children-level </children-level>
  </get-node-information>
</rpc>
```

## Release Information

Command introduced in SRC Release 2.0.0

## Description

Returns meta information about a specific node.

## Contents

**<path>**— Start with configuration to access a configuration node or operation to access a command node.

**Value**—Text

**<object-info>**— (Optional) Provide a comma separated list of strings. Provide no value or use '\*' for all and '[]' for none.

**Value**—Text

**Default**—\*

**<embedded-object-info>**— (Optional) Provide a comma separated list of strings. Provide no value or use '\*' for all and '[]' for none.

**Value**—Text

**Default**—\*

**<dynamic-info>**— (Optional) Dynamic attributes are accessed by calling a getter method on the meta object representing the node. For example, if 'compName' is requested, the method getCompName() will be called on the meta object. If no method exists or the method doesn't return a value, the information will not be included.

**Value**—Text

`<children-level>`— (Optional) Use 0 for no children; a large number for all desendents

**Value**—Integer in the range -2147483648–2147483647

**Default**—0

### **Required Privilege Level**

No specific privilege required.

# <get-ntp-associations>

## Usage

```
<rpc>  
  <get-ntp-associations>  
    <no-resolve/>  
  </get-ntp-associations>  
</rpc>
```

## Release Information

Command introduced in SRC Release 1.0.0

## Description

Display NTP peers and their state.

## Contents

`<no-resolve>`— (Optional) Suppress symbolic addressing.

## Required Privilege Level

view

# <get-ntp-statistics>

## Usage

```
<rpc>  
  <get-ntp-statistics>  
    <no-resolve/>  
  </get-ntp-statistics>  
</rpc>
```

## Release Information

Command introduced in SRC Release 1.0.0

## Description

Display information about NTP.

## Contents

`<no-resolve>`— (Optional) Suppress symbolic addressing.

## Required Privilege Level

view



# <get-ntp-status>

## Usage

```
<rpc>  
  <get-ntp-status>  
    <no-resolve/>  
  </get-ntp-status>  
</rpc>
```

## Release Information

Command introduced in SRC Release 1.0.0

## Description

Display the values of internal variables returned by NTP peers.

## Contents

<no-resolve>— (Optional) Suppress symbolic addressing.

## Required Privilege Level

view

# <get-resultForWizardSetCommandsExecution>

## Usage

```
<rpc>  
  <get-resultForWizardSetCommandsExecution>  
    <setStatementsList> setStatementsList </setStatementsList>  
  </get-resultForWizardSetCommandsExecution>  
</rpc>
```

## Release Information

Command introduced in SRC Release 4.4.0

## Description

Executes the set statements in the argument and returns the result of execution. Errors are returned, while empty string denotes successful execution.

## Contents

<setStatementsList>— Argument that contains the set statements from the configuration wizard.

**Value**—Text

## Required Privilege Level

No specific privilege required.

# <get-route>

## Usage

```
<rpc>  
  <get-route>  
    <no-resolve/>  
    <detail/>  
  </get-route>  
</rpc>
```

## Release Information

Command introduced in SRC Release 1.0.0

## Description

Display information from the routing table.

## Contents

<no-resolve>— (Optional) Do not display symbolic addresses in command output.

<detail>— (Optional) Display detailed output.

## Required Privilege Level

network

# <get-security-certificate>

## Usage

```
<rpc>  
  <get-security-certificate>  
    <trusted/>  
  </get-security-certificate>  
</rpc>
```

## Release Information

Command introduced in SRC Release 1.0.0

## Description

Display information about the certificates stored on the local system.

## Contents

<trusted>— (Optional) Display information about certificate authority (CA) certificates.

## Required Privilege Level

security

# <get-system-boot-messages>

## Usage

```
<rpc>  
  <get-system-boot-messages>  
  </get-system-boot-messages>  
</rpc>
```

## Release Information

Command introduced in SRC Release 1.0.0

## Description

Display system messages generated during system startup.

## Required Privilege Level

view

# <get-system-generated-keys>

## Usage

```
<rpc>  
  <get-system-generated-keys>  
    <ssh-key-name> ssh-key-name </ssh-key-name>  
  </get-system-generated-keys>  
</rpc>
```

## Release Information

Command introduced in SRC Release 1.0.0

## Description

Show CLI generated key information

## Contents

<ssh-key-name>— SSH key file name

**Value**—Text

## Required Privilege Level

view

# <get-system-info>

## Usage

```
<rpc>  
  <get-system-info>  
  </get-system-info>  
</rpc>
```

## Release Information

Command introduced in SRC Release 1.0.0

## Description

Display information about the system. The command output includes the system hostname, information about the system hardware, the version of the SRC software installed on the system.

## Required Privilege Level

No specific privilege required.

## Output Tag

[system-info](#)

# <get-system-snapshot>

## Usage

```
<rpc>  
  <get-system-snapshot>  
  </get-system-snapshot>  
</rpc>
```

## Release Information

Command introduced in SRC Release 1.0.0

## Description

Show information of existing system snapshot

## Required Privilege Level

view



# <get-system-users>

## Usage

```
<rpc>  
  <get-system-users>  
    <brief/>  
    <no-from/>  
  </get-system-users>  
</rpc>
```

## Release Information

Command introduced in SRC Release 1.0.0

## Description

Show users who are currently logged in

## Contents

<brief>— (Optional) Use the short format

<no-from>— (Optional) Do not show the FROM field

## Required Privilege Level

view

# <get-wizardDataTree>

## Usage

```
<rpc>  
  <get-wizardDataTree>  
  </get-wizardDataTree>  
</rpc>
```

## Release Information

Command introduced in SRC Release 4.4.0

## Description

Returns the wizard data tree, by comparing the existing configuration with the 'set' statements that were executed.

## Required Privilege Level

No specific privilege required.

# <request-disk-disable>

## Usage

```
<rpc>  
  <request-disk-disable>  
    <device> device </device>  
  </request-disk-disable>  
</rpc>
```

## Release Information

Command introduced in SRC Release 1.0.0

## Description

Disable a specified disk in the disk mount.

## Contents

<device>— (Optional) Number assigned to the disk to be disabled, 0 or 1.

**Value**—Integer in the range 0–3

**Default**—0

## Required Privilege Level

maintenance

# <request-disk-enable>

## Usage

```
<rpc>  
  <request-disk-enable>  
    <device> device </device>  
  </request-disk-enable>  
</rpc>
```

## Release Information

Command introduced in SRC Release 1.0.0

## Description

Enable a specified disk in the disk mount.

## Contents

**<device>**— (Optional) Number assigned to the disk to be enabled, 0 or 1.

**Value**—Integer in the range 0–3

**Default**—0

## Required Privilege Level

maintenance

# <request-disk-identify>

## Usage

```
<rpc>  
  <request-disk-identify>  
    <device> device </device>  
  </request-disk-identify>  
</rpc>
```

## Release Information

Command introduced in SRC Release 1.0.0

## Description

Turn on LED blinking for a specified disk on a C Series Controller to identify which disk is disk 0 and which is disk 1.

## Contents

<device>— (Optional) Number assigned to a disk, 0 or 1.

**Value**—Integer in the range 0–3  
**Default**—0

## Required Privilege Level

maintenance

# <request-disk-initialize>

## Usage

```
<rpc>  
  <request-disk-initialize>  
    <device> device </device>  
  </request-disk-initialize>  
</rpc>
```

## Release Information

Command introduced in SRC Release 1.0.0

## Description

Initialize a specified disk in the disk mount.

## Contents

**<device>**— (Optional) Number assigned to the disk to be initialized, 0 or 1.

**Value**—Integer in the range 0–3

**Default**—0

## Required Privilege Level

maintenance

# <request-halt>

## Usage

```
<rpc>  
  <request-halt>  
  </request-halt>  
</rpc>
```

## Release Information

Command introduced in SRC Release 1.0.0

## Description

Stop system processes and halt the operating system.

## Required Privilege Level

maintenance

# <request-network-discovery>

## Usage

```
<rpc>
  <request-network-discovery>
    <network> network </network>
    <community> community </community>
  </request-network-discovery>
</rpc>
```

## Release Information

Command introduced in SRC Release 1.0.0

## Description

Discover all manageable network elements in an IP subnet. The devices must be online and respond to SNMP queries.

## Contents

<network>— Address of the network to discover

**Value**— Address in dotted decimal notation

- Individual host—#. #. #. #
- Complete network—#. #. #. #/##

<community>— (Optional) Name of SNMP community

**Value**— SNMP community name

**Default**—public

## Required Privilege Level

network



# <request-reboot>

## Usage

```
<rpc>  
  <request-reboot>  
  </request-reboot>  
</rpc>
```

## Release Information

Command introduced in SRC Release 1.0.0

## Description

Shut down then restart the C Series Controller.

## Required Privilege Level

maintenance

# <request-restore>

## Usage

```
<rpc>  
  <request-restore>  
  </request-restore>  
</rpc>
```

## Release Information

Command introduced in SRC Release 1.0.0

## Description

Restore the root file system from a previously taken snapshot.

**Note:** The system will reboot twice while the snapshot is being restored.

## Required Privilege Level

maintenance

# <request-security-enroll>

## Usage

```
<rpc>
  <request-security-enroll>
    <subject> subject </subject>
    <password> password </password>
    <url> url </url>
    <ca-identifier> ca-identifier </ca-identifier>
    <identifier> identifier </identifier>
  </request-security-enroll>
</rpc>
```

## Release Information

Command introduced in SRC Release 1.0.0

## Description

Request that the certificate authority (CA) automatically sign the certificate request for the specified subject and challenge password and enroll the certificate through the Simple Certificate Enrollment Protocol (SCEP). Use the `request security get-ca-certificate` command to generate the certificate request.

## Contents

**<subject>**— (Optional) Name (as defined in the X.509 standard for public key infrastructure) used in the certificate name field. If you do not specify a value for `subject`, the SRC software uses the unqualified hostname of the system in the format `cn=hostname`. You can specify one subject for a certificate.

**Value**— Distinguished name in the format: `cn=name`.

**Example**—`cn=src1,ou=pop,o=Juniper,l=kanata,st=ontario,c=Canada`

**<password>**— (Optional) Password on the CA for the specified subject. If you do not enter a password, the system prompts you for one.

**Value**— *password*

**<url>**— URL of certificate authority (which is the SCEP server).

**Value**— *URL*

`<ca-identifier>`— Identifier that designates the certificate authority. Use the value provided by the CA.

**Value**— *CA identifier*

`<identifier>`— Local name of a digital certificate.

**Value**— *Certificate name*

## Required Privilege Level

security

# <request-security-generate-certificate-request>

## Usage

```
<rpc>
  <request-security-generate-certificate-request>
    <subject> subject </subject>
    <password> password </password>
    <file-name> file-name </file-name>
    <encoding> encoding-choice </encoding>
  </request-security-generate-certificate-request>
</rpc>
```

## Release Information

Command introduced in SRC Release 1.0.0

## Description

Create a self-signed certificate and a certificate signing request. You send the certificate signing request file to a certificate authority (CA) for signing. Use the `request security import-certificate` command to import the issued certificate.

## Contents

**<subject>**— (Optional) Name (as defined in the X.509 standard for public key infrastructure) used in the certificate name field. If you do not specify a value for `subject`, the SRC software uses the unqualified hostname of the system in the format `cn=hostname`. You can specify one subject for a certificate.

**Value**— Distinguished name in the format: `cn=name`.

**Example**—`cn=src1,ou=pop,o=Juniper,l=kanata,st=ontario,c=Canada`

**<password>**— (Optional) Password on the CA for the specified subject. If you do not enter a password, the system prompts you for one.

**Value**— *password*

**<file-name>**— (Optional) Name of certificate signing request file. This file is stored in the `/tmp` directory with the file-extension `.csr`.

**Value**— *filename*

**Default**—`certreq`

<encoding>— (Optional) Type of encoding used by the certificate signing request.

**Value**

- `binary`— Binary encoding
- `pem`— Privacy enhanced mail encoding

**Default**—`pem`

**Required Privilege Level**

security

# <request-security-generate-self-signed-certificate>

## Usage

```
<rpc>
  <request-security-generate-self-signed-certificate>
    <subject> subject </subject>
    <identifier> identifier </identifier>
  </request-security-generate-self-signed-certificate>
</rpc>
```

## Release Information

Command introduced in SRC Release 1.0.0

## Description

Create and import a self-signed certificate

## Contents

**<subject>**— (Optional) Name (as defined in the X.509 standard for public key infrastructure) used in the certificate name field. If you do not specify a value for **subject**, the SRC software uses the unqualified hostname of the system in the format **cn=hostname**. You can specify one subject for a certificate.

**Value**— Distinguished name in the format: **cn=name**.

**Example**—**cn=src1,ou=pop,o=Juniper,l=kanata,st=ontario,c=Canada**

**<identifier>**— Name of a local digital certificate.

**Value**— *Certificate name*

## Required Privilege Level

security

# <request-security-get-ca-certificate>

## Usage

```
<rpc>
  <request-security-get-ca-certificate>
    <url> url </url>
    <ca-identifier> ca-identifier </ca-identifier>
  </request-security-get-ca-certificate>
</rpc>
```

## Release Information

Command introduced in SRC Release 1.0.0

## Description

Request a certificate authority (CA) certificate through the Simple Certificate Enrollment Protocol (SCEP). After you request the certificate, use the `request security enroll` command to request digital certificates from this CA.

## Contents

`<url>`— URL of certificate authority (which is the SCEP server).

**Value**— *URL*

`<ca-identifier>`— Identifier that designates the certificate authority. The identifier is not the name of the certificate authority.

**Value**— *Identifier*

## Required Privilege Level

security



# <request-security-import-certificate>

## Usage

```
<rpc>
  <request-security-import-certificate>
    <file-name> file-name </file-name>
    <identifier> identifier </identifier>
    <trusted/>
  </request-security-import-certificate>
</rpc>
```

## Release Information

Command introduced in SRC Release 1.0.0

## Description

Import a digital certificate from a file. Run the `request security generate-certificate-request` command first to create a certificate signing request that you manually submit to the CA for signing.

## Contents

<file-name>— Name of the certificate file.

**Value**— *filename*

<identifier>— Name of a local digital certificate.

**Value**— *Certificate name*

<trusted>— (Optional) Trusted certificates are used by Certificate Authorities to sign certificates.

## Required Privilege Level

security

# <request-snapshot>

## Usage

```
<rpc>  
  <request-snapshot>  
  </request-snapshot>  
</rpc>
```

## Release Information

Command introduced in SRC Release 1.0.0

## Description

Create a backup copy of the root file system.

After you issue the command, you cannot return to the previous version of the software because the running and backup copies of the software are identical.

## Required Privilege Level

maintenance

# <request-support-information>

## Usage

```
<rpc>
  <request-support-information>
    <days> days </days>
    <components> components-choice </components>
  </request-support-information>
</rpc>
```

## Release Information

Command introduced in SRC Release 3.1.0

## Description

Collects information about components.

## Contents

**<days>**— (Optional) Range of days for which information is collected. Files modified before this range are ignored.

**Value**—Integer in the range 1–36500

**Default**—7

**<components>**— (Optional) Components from which diagnostic information will be collected.

### Value

- **acp**— Collects information from SRC ACP
- **activity**— Collects information from Activity Monitor
- **agent**— Collects information from the SNMP Agent
- **cli**— Collects information from the CLI
- **appsvr**— Collects information from the Application Server
- **diameter**— Collects information from Diameter application
- **dsa**— Collects information from Dynamic Service Activator
- **extsubmon**— Collects information from External Subscriber Monitor
- **ims**— Collects information from IP Multimedia Subsystem (IMS)
- **jdb**— Collects information from Juniper Networks Database
- **licSvr**— Collects information from the license server
- **nic**— Collects information from the Network Information Collector (NIC)
- **redir**— Collects information from the Redirect Server
- **sae**— Collects information from the SAE
- **sic**— Collects information from the SIC

- `webadm`— Collects information from the C-Web interface
- `vta`— Collects information from the VTA

## **Required Privilege Level**

maintenance

# <request-system-generate-ssh-key>

## Usage

```
<rpc>
  <request-system-generate-ssh-key>
    <ssh-key-name> ssh-key-name </ssh-key-name>
  </request-system-generate-ssh-key>
</rpc>
```

## Release Information

Command introduced in SRC Release 1.0.0

## Description

Generates a public and private key file in /opt/UMC/cli/ssh\_keys/ location

## Contents

<ssh-key-name>— SSH key file creation name

**Value**—Text

## Required Privilege Level

maintenance

# <request-system-install>

## Usage

```
<rpc>
  <request-system-install>
    <url> url </url>
    <package> package </package>
  </request-system-install>
</rpc>
```

## Release Information

Command introduced in SRC Release 1.0.0

## Description

Install a specified SRC component.

## Contents

<url>— URL of an SRC installable image. The URL can be one of the following:

- usb:—Local USB disk
- ftp://*host/path*—Path on an FTP site or on the local system

**Value**— URL

<package>— Name of the SRC package to install.

**Value**— Package name

## Required Privilege Level

maintenance

# <request-system-prepare-partitions>

## Usage

```
<rpc>  
  <request-system-prepare-partitions>  
  </request-system-prepare-partitions>  
</rpc>
```

## Description

If you upgrade the system software to SRC Release 3.2.0 or later from earlier releases, you need to change the size of the disk partitions to make room for additional components and the Juniper Networks database. This command only needs to be run once.

## Required Privilege Level

No specific privilege required.

# <request-system-remove-ssh-key>

## Usage

```
<rpc>  
  <request-system-remove-ssh-key>  
    <ssh-key-name> ssh-key-name </ssh-key-name>  
  </request-system-remove-ssh-key>  
</rpc>
```

## Release Information

Command introduced in SRC Release 1.0.0

## Description

Removes public and private key files in /opt/UMC/cli/ssh\_keys/ location

## Contents

<ssh-key-name>— SSH key file name

**Value**—Text

## Required Privilege Level

maintenance



# <request-system-uninstall>

## Usage

```
<rpc>  
  <request-system-uninstall>  
    <package> package </package>  
  </request-system-uninstall>  
</rpc>
```

## Release Information

Command introduced in SRC Release 1.0.0

## Description

Remove an SRC package that is installed on the system.

## Contents

<package>— Name of the SRC package to remove.

**Value**— Package name

## Required Privilege Level

maintenance

# <request-system-upgrade>

## Usage

```
<rpc>
  <request-system-upgrade>
    <url> url </url>
    <no-reboot/>
  </request-system-upgrade>
</rpc>
```

## Release Information

Command introduced in SRC Release 1.0.0

## Description

Upgrade the SRC software.

## Contents

**<url>**— URL of an SRC installable image. The URL can be one of the following:

- **usb:**—Local USB disk
- **ftp://host/path**—Path on an FTP site or on the local system

**Value**— URL

**<no-reboot>**— (Optional) Do not reboot after upgrade

## Required Privilege Level

maintenance

# <restart>

## Usage

```
<rpc>
  <restart>
    <component> component </component>
    <flag> flag-choice </flag>
  </restart>
</rpc>
```

## Release Information

Command introduced in SRC Release 1.0.0

## Description

Restart an SRC component that is running on the system.

## Contents

**<component>**— Name of SRC component to restart.

**Value**— Name of component

**<flag>**— (Optional) Method to use to restart component.

### Value

- **gracefully**— Shutdown the component, then start it again.
- **immediately**— Send a signal kill (SIGKILL) signal to immediately stop the component, then start it again.
- **soft**— Send a signal hangup (SIGHUP) signal to the process for the component to restart the component.

**Default**—gracefully

## Required Privilege Level

reset

# <set-date>

## Usage

```
<rpc>  
  <set-date>  
    <time> time </time>  
  </set-date>  
</rpc>
```

## Release Information

Command introduced in SRC Release 1.0.0

## Description

Set the system date and time.

## Contents

<time>— System date and time.

**Value**— System date and time in the format YYYYMMDDhhmm.ss in which:

- YYYY—Year. Contains 4 digits.
- mm—Month. A number 1–12.
- DD—Day. A number 1–31
- mm—Minute. A number 0–59.
- ss—Second. A number 0–59.

For example, to enter the time 12:15 and 30 seconds on October 30, 2006 enter 200610301215.30.

## Required Privilege Level

maintenance

# <set-date-ntp>

## Usage

```
<rpc>
  <set-date-ntp>
    <servers> servers </servers>
  </set-date-ntp>
</rpc>
```

## Release Information

Command introduced in SRC Release 1.0.0

## Description

Use NTP to set the date and time for the C Series Controller.

**Note:** For normal operation, we strongly recommended that you configure NTP to maintain local time. For additional information, see the **system ntp** configuration statement.

If NTP is enabled, it is not possible to set the time manually.

## Contents

<servers>— List of the IP addresses of NTP servers to use.

**Value**— IP address(es)

## Required Privilege Level

maintenance

# <set-level>

## Usage

```
<rpc>  
  <set-level>  
    <level> level-choice </level>  
  </set-level>  
</rpc>
```

## Release Information

Command introduced in SRC Release 1.0.0

## Description

Set the access level for the CLI commands. The access level controls the number of commands and configuration statements accessible to the user.

## Contents

<level>—Editing level

### Value

- **basic**— Minimal set of configuration statements and commands. Only the statements that must be configured are visible.
- **normal**— Normal set of configuration statements and commands. The common and basic statements are visible.
- **advanced**— All configuration statements and commands, including the common and basic ones, are visible.
- **expert**— All configuration statements, including common, basic, and internal statements and commands used for debugging are visible.

## Required Privilege Level

No specific privilege required.

# <sdx-component>

## Usage

```
<sdx-component xmlns="http://xml.juniper.net/sdx/sdx-component">
  <name> name </name>
  <status> status </status>
  <version> version </version>
</sdx-component>
```

## Contents

<name>

Name of the component  
**Value**—Text

<status>

Runtime status of the component  
**Value**—Text

<version>

Release version of the component  
**Value**—Text

## Style

### brief

```
<name>
<status>
<version>
```

### status

```
<name>
<status>
```

### version

```
<name>
<version>
```

# <sdx-component-list>

## Usage

```
<sdx-component-list xmlns="http://xml.juniper.net/sdx/sdx-component-list">  
  <sdx-component xmlns="http://xml.juniper.net/sdx/sdx-component"> ... </sdx-component>  
</sdx-component-list>
```

## Contents

<sdx-component>

Multiple tag: can occur zero or more times.

[sdx-component](#)

## Style

### brief

<sdx-component>



# Juniper Networks Database Operational Tag Elements

[Table 6](#) lists the SRC CLI operational mode commands that have corresponding SRC XML request tag elements in the current version of the SRC software, and maps each command to its request tag element. CLI configuration commands and statements are listed in alphabetical order.

For a list of mappings organized alphabetically by request tag element name, see [Table 7](#). For more information about CLI commands, see the *SRC PE CLI Command Reference*.

For a list of response tag elements, see [Table 8](#).

Table 6: Mapping of Juniper Networks Database CLI Commands to Operational Tag Elements

CLI Command	Request Tag Element
get-jdb-community-data	get-jdb-community-data
get-jdb-counter-data	get-jdb-counter-data
request system ldap change admin password	request-system-ldap-change-admin-password
request system ldap change component password	request-system-ldap-change-component-password
request system ldap community force update	request-system-ldap-community-force-update
request system ldap community initialize	request-system-ldap-community-initialize
request system ldap factory default	request-system-ldap-factory-default
request system ldap load	request-system-ldap-load

[Table 7](#) maps SRC XML operational request tag elements to SRC CLI commands. Tag elements are listed in alphabetical order.

Table 7: Mapping of Juniper Networks Database Operational Tag Elements to CLI Commands

Request Tag Element	CLI Command
<a href="#">get-jdb-community-data</a>	get-jdb-community-data
<a href="#">get-jdb-counter-data</a>	get-jdb-counter-data
<a href="#">request-system-ldap-change-admin-password</a>	request system ldap change admin password
<a href="#">request-system-ldap-change-component-password</a>	request system ldap change component password
<a href="#">request-system-ldap-community-force-update</a>	request system ldap community force update
<a href="#">request-system-ldap-community-initialize</a>	request system ldap community initialize
<a href="#">request-system-ldap-factory-default</a>	request system ldap factory default
<a href="#">request-system-ldap-load</a>	request system ldap load

[Table 8](#) lists the SRC XML operational response tag elements. Tag elements are listed in alphabetical

order.

Table 8: Operational Response Tag Elements

<b>Response Tag Element</b>
<a href="#">community-data</a>
<a href="#">local-counter-data</a>
<a href="#">neighbor-data</a>

# <get-jdb-community-data>

## Usage

```
<rpc>  
  <get-jdb-community-data>  
  </get-jdb-community-data>  
</rpc>
```

## Release Information

Command introduced in SRC Release 1.0.0

## Description

Display statistics for a community of Juniper Networks databases.

## Required Privilege Level

view

## Output Tag

[community-data](#)

# <get-jdb-counter-data>

## Usage

```
<rpc>  
  <get-jdb-counter-data>  
  </get-jdb-counter-data>  
</rpc>
```

## Release Information

Command introduced in SRC Release 1.0.0

## Description

Display local operation statistics for the Juniper Networks database.

## Required Privilege Level

view

## Output Tag

[local-counter-data](#)

# <request-system-ldap-change-admin-password>

## Usage

```
<rpc>  
  <request-system-ldap-change-admin-password>  
    <new-password> new-password </new-password>  
  </request-system-ldap-change-admin-password>  
</rpc>
```

## Release Information

Command introduced in SRC Release 1.0.0

## Description

Change the administrative password for the Juniper Networks database.

## Contents

<new-password>— New administrative password for the Juniper Networks database.

**Value**— *password*

## Required Privilege Level

maintenance

# <request-system-ldap-change-component-password>

## Usage

```
<rpc>
  <request-system-ldap-change-component-password>
    <component> component-choice </component>
    <new-password> new-password </new-password>
  </request-system-ldap-change-component-password>
</rpc>
```

## Release Information

Command introduced in SRC Release 1.0.0

## Description

Change the password that a specified SRC component uses to communicate with the Juniper Networks database.

## Contents

<component>— Name of an SRC component.

### Value

- `cli`— Password that the SRC CLI uses to communicate with the Juniper Networks database.
- `licenseReader`— Password that the SRC license server uses to obtain licensing information from the Juniper Networks database.
- `licenseWriter`— Password that the SRC license server uses to provide licensing information to the Juniper Networks database.
- `nic`— Password that the Network Information Collector (NIC) uses to communicate with the Juniper Networks database.
- `sae`— Password that the SAE uses to communicate with the Juniper Networks database for changes to the following repositories in the database: Users, Services, Policies, and Networks.
- `conf`— Password used to communicate configuration information with the Juniper Networks database.

<new-password>— New password SRC component

**Value**— *password*

## **Required Privilege Level**

maintenance

# <request-system-ldap-community-force-update>

## Usage

```
<rpc>  
  <request-system-ldap-community-force-update>  
    <neighbor> neighbor </neighbor>  
  </request-system-ldap-community-force-update>  
</rpc>
```

## Release Information

Command introduced in SRC Release 1.0.0

## Description

For a specified neighbor, update data that has changed since the neighbor database was last active.

## Contents

<neighbor>— Name of neighbor to be updated.

**Value**— Neighbor name

## Required Privilege Level

maintenance



# <request-system-ldap-community-initialize>

## Usage

```
<rpc>  
  <request-system-ldap-community-initialize>  
    <neighbor> neighbor </neighbor>  
  </request-system-ldap-community-initialize>  
</rpc>
```

## Release Information

Command introduced in SRC Release 1.0.0

## Description

Initialize data for a specified neighbor in a community of Juniper Networks databases.

## Contents

<neighbor>— Name of the neighbor to initialize.

**Value**— Neighbor name

## Required Privilege Level

maintenance

# <request-system-ldap-factory-default>

## Usage

```
<rpc>  
  <request-system-ldap-factory-default>  
  </request-system-ldap-factory-default>  
</rpc>
```

## Release Information

Command introduced in SRC Release 1.0.0

## Description

Creates the factory-default SRC instance for the Juniper Networks database. The current data will be lost!

## Required Privilege Level

maintenance

# <request-system-ldap-load>

## Usage

```
<rpc>
  <request-system-ldap-load>
    <data> data-choice </data>
    <replace-flag> replace-flag-choice </replace-flag>
  </request-system-ldap-load>
</rpc>
```

## Release Information

Command introduced in SRC Release 1.0.0

## Description

Load sample data supplied with the SRC software.

## Contents

<data>— Type of data to be loaded.

### Value

- `equipment-registration`— Sample data for the sample residential portal to demonstrate an application that provides an association between a subscriber and the equipment being used to make the DHCP connection.
- `isp-service-portal`— Sample data for the sample residential portal to demonstrate an application that provides a means for subscribers to directly log in to a subscriber session for their ISP.
- `enterprise-portal`— Sample data for the Enterprise Manager Portal and the sample enterprise service portal.
- `snmp-agent`— Sample data for SNMP traps for SNMP agent.
- `dsa-configuration`— Sample data for the Dynamic Service Activator.
- `hostchecker-configuration`— Sample data Instant Virtual Extremity (IVE) Host Checker integration application.
- `idp-configuration`— Sample data for the Intrusion Detection and Prevention (IDP) integration application.
- `tm-configuration`— Sample data for the traffic mirroring application.
- `vta-configuration`— Sample data for the SRC Volume Tracking Application.
- `3gpp-gw-configuration`— Sample data for the SRC 3GPP-GW Application.
- `3gpp-gy-configuration`— Sample data for the SRC 3GPP-GY Application.

`<replace-flag>`— (Optional) Replace all existing entries or only new entries. If it is first time to load one specific ldap sample data, the choice of replace or merge would make no difference.

**Value**

- `replace`— Replace all existing entries or adding new entries from a given ldif file
- `merge`— Replace only deleted entries or adding new entries from a given ldif file

**Default**— `merge`

**Required Privilege Level**

maintenance

# <community-data>

## Usage

```
<community-data xmlns="http://xml.juniper.net/sdx/community-data">  
  <neighbor-data xmlns="http://xml.juniper.net/sdx/neighbor-data"> ... </neighbor-data>  
</community-data>
```

## Contents

<neighbor-data>

Multiple tag: can occur zero or more times.

[neighbor-data](#)

# <local-counter-data>

## Usage

```
<local-counter-data xmlns="http://xml.juniper.net/sdx/local-counter-data">
  <add-operations> add-operations </add-operations>
  <anonymous-bind-operations> anonymous-bind-operations </anonymous-bind-operations>
  <bind-errors> bind-errors </bind-errors>
  <bind-operations> bind-operations </bind-operations>
  <compare-operations> compare-operations </compare-operations>
  <connections> connections </connections>
  <current-connections> current-connections </current-connections>
  <delete-operations> delete-operations </delete-operations>
  <list-operations> list-operations </list-operations>
  <modify-operations> modify-operations </modify-operations>
  <read-operations> read-operations </read-operations>
  <rename-operations> rename-operations </rename-operations>
  <subtree-search-operations> subtree-search-operations </subtree-search-operations>
  <up-time> up-time </up-time>
</local-counter-data>
```

## Contents

<add-operations> —Number of Add operations since startup

**Value**—Integer in the range -2147483648–2147483647

<anonymous-bind-operations> —Number of Anonymous Bind operations since startup

**Value**—Integer in the range -2147483648–2147483647

<bind-errors> —Number of bind errors since startup

**Value**—Integer in the range -2147483648–2147483647

<bind-operations> —Number of Bind operations

**Value**—Integer in the range -2147483648–2147483647

<compare-operations> —Number of Compare operations since startup

**Value**—Integer in the range -2147483648–2147483647

<connections> —Number of all connections since startup

**Value**—Integer in the range -2147483648–2147483647

<current-connections> —Number of current connections

**Value**—Integer in the range -2147483648–2147483647

<delete-operations> —Number of Delete operations since startup

**Value**—Integer in the range -2147483648–2147483647

<list-operations> —Number of List operations since startup

**Value**—Integer in the range -2147483648–2147483647

<modify-operations> —Number of Modify operations since startup

**Value**—Integer in the range -2147483648–2147483647

<read-operations> —Number of Read operations since startup

**Value**—Integer in the range -2147483648–2147483647

<rename-operations> —Number of Rename operations since startup

**Value**—Integer in the range -2147483648–2147483647

<subtree-search-operations> —Number of Subtree Search operations since startup

**Value**—Integer in the range -2147483648–2147483647

<up-time> —JDB up time

**Value**—Text

# <neighbor-data>

## Usage

```
<neighbor-data xmlns="http://xml.juniper.net/sdx/neighbor-data">
  <changes-sent-since-last-startup> changes-sent-since-last-startup </changes-sent-since-last-startup>
  <last-update-detailed-status> last-update-detailed-status </last-update-detailed-status>
  <last-update-end-time> last-update-end-time </last-update-end-time>
  <last-update-start-time> last-update-start-time </last-update-start-time>
  <last-update-status> last-update-status </last-update-status>
  <name> name </name>
  <role> role </role>
</neighbor-data>
```

## Contents

<changes-sent-since-last-startup> —Changes since last startup

**Value**—Integer in the range -2147483648–2147483647

<last-update-detailed-status> —Detailed status of last update

**Value**—Text

<last-update-end-time> —End time of last update

**Value**—Text

<last-update-start-time> —Start time of last update

**Value**—Text

<last-update-status> —Status of last update

**Value**—Text

<name> —Community neighbor

**Value**—Text

<role> —Role of neighbor

**Value**—Text



# Service Activation Engine (SAE) Operational Tag Elements

[Table 9](#) lists the SRC CLI operational mode commands that have corresponding SRC XML request tag elements in the current version of the SRC software, and maps each command to its request tag element. CLI configuration commands and statements are listed in alphabetical order.

For a list of mappings organized alphabetically by request tag element name, see [Table 10](#). For more information about CLI commands, see the *SRC PE CLI Command Reference*.

For a list of response tag elements, see [Table 11](#).

Table 9: Mapping of Service Activation Engine CLI Commands to Operational Tag Elements

CLI Command	Request Tag Element
get-sae-statistics-diretory	get-sae-statistics-diretory
get-sae-statistics-router	get-sae-statistics-router
get-sae-statistics-router-common	get-sae-statistics-router-common
get-sae-statistics-subscribers-accounting-user-id	get-sae-statistics-subscribers-accounting-user-id
get-sae-statistics-subscribers-dn	get-sae-statistics-subscribers-dn
get-sae-statistics-subscribers-ip	get-sae-statistics-subscribers-ip
get-sae-statistics-subscribers-login-name	get-sae-statistics-subscribers-login-name
get-sae-statistics-subscribers-service-name	get-sae-statistics-subscribers-service-name
get-sae-statistics-subscribers-session-id	get-sae-statistics-subscribers-session-id
get-sae-statistics-threads	get-sae-statistics-threads
clear sae directory blacklist	clear-sae-directory-blacklist
clear sae registered equipment	clear-sae-registered-equipment
clear sae registered login	clear-sae-registered-login
request sae load configuration	request-sae-load-configuration
request sae load domain map	request-sae-load-domain-map
request sae load interface classification	request-sae-load-interface-classification
request sae load services	request-sae-load-services
request sae load subscriptions	request-sae-load-subscriptions
request sae login ip authenticated dhcp	request-sae-login-ip-authenticated-dhcp
request sae login ip authenticated interface	request-sae-login-ip-authenticated-interface
request sae login ip unauthenticated dhcp	request-sae-login-ip-unauthenticated-dhcp

request sae login ip unauthenticated interface	request-sae-login-ip-unauthenticated-interface
request sae logout dn	request-sae-logout-dn
request sae logout ip	request-sae-logout-ip
request sae logout login name	request-sae-logout-login-name
request sae logout session id	request-sae-logout-session-id
request sae modify device failover	request-sae-modify-device-failover
request sae shutdown device	request-sae-shutdown-device
request sae update ip pools	request-sae-update-ip-pools
request sae update qos profiles	request-sae-update-qos-profiles
show sae directory blacklist	get-sae-directory-blacklist
show sae drivers	get-sae-drivers
show sae interfaces	get-sae-interfaces
show sae licenses	get-sae-licenses
show sae number service sessions	get-sae-number-service-sessions
show sae policies	get-sae-policies
show sae registered equipment	get-sae-registered-equipment
show sae registered login	get-sae-registered-login
show sae services	get-sae-services
show sae sessionstore stats	get-sae-sessionstore-stats
show sae statistics directory connections	get-sae-statistics-directory-connections
show sae statistics license client	get-sae-statistics-license-client
show sae statistics license device	get-sae-statistics-license-device
show sae statistics license local	get-sae-statistics-license-local
show sae statistics policy management	get-sae-statistics-policy-management
show sae statistics process	get-sae-statistics-process
show sae statistics radius	get-sae-statistics-radius
show sae statistics radius client	get-sae-statistics-radius-client
show sae statistics sessions	get-sae-statistics-sessions
show sae subscribers	get-sae-subscribers

[Table 10](#) maps SRC XML operational request tag elements to SRC CLI commands. Tag elements are listed in alphabetical order.

Table 10: Mapping of Service Activation Engine Operational Tag Elements to CLI Commands

<b>Request Tag Element</b>	<b>CLI Command</b>
<a href="#">clear-sae-directory-blacklist</a>	clear sae directory blacklist
<a href="#">clear-sae-registered-equipment</a>	clear sae registered equipment
<a href="#">clear-sae-registered-login</a>	clear sae registered login
<a href="#">get-sae-directory-blacklist</a>	show sae directory blacklist
<a href="#">get-sae-drivers</a>	show sae drivers
<a href="#">get-sae-interfaces</a>	show sae interfaces
<a href="#">get-sae-licenses</a>	show sae licenses
<a href="#">get-sae-number-service-sessions</a>	show sae number service sessions
<a href="#">get-sae-policies</a>	show sae policies
<a href="#">get-sae-registered-equipment</a>	show sae registered equipment
<a href="#">get-sae-registered-login</a>	show sae registered login
<a href="#">get-sae-services</a>	show sae services
<a href="#">get-sae-sessionstore-stats</a>	show sae sessionstore stats
<a href="#">get-sae-statistics-directory-connections</a>	show sae statistics directory connections
<a href="#">get-sae-statistics-diretory</a>	get-sae-statistics-diretory
<a href="#">get-sae-statistics-license-client</a>	show sae statistics license client
<a href="#">get-sae-statistics-license-device</a>	show sae statistics license device
<a href="#">get-sae-statistics-license-local</a>	show sae statistics license local
<a href="#">get-sae-statistics-policy-management</a>	show sae statistics policy management
<a href="#">get-sae-statistics-process</a>	show sae statistics process
<a href="#">get-sae-statistics-radius</a>	show sae statistics radius
<a href="#">get-sae-statistics-radius-client</a>	show sae statistics radius client
<a href="#">get-sae-statistics-router</a>	get-sae-statistics-router
<a href="#">get-sae-statistics-router-common</a>	get-sae-statistics-router-common
<a href="#">get-sae-statistics-sessions</a>	show sae statistics sessions
<a href="#">get-sae-statistics-subscribers-accounting-user-id</a>	get-sae-statistics-subscribers-accounting-user-id
<a href="#">get-sae-statistics-subscribers-dn</a>	get-sae-statistics-subscribers-dn
<a href="#">get-sae-statistics-subscribers-ip</a>	get-sae-statistics-subscribers-ip

<a href="#">get-sae-statistics-subscribers-login-name</a>	get-sae-statistics-subscribers-login-name
<a href="#">get-sae-statistics-subscribers-service-name</a>	get-sae-statistics-subscribers-service-name
<a href="#">get-sae-statistics-subscribers-session-id</a>	get-sae-statistics-subscribers-session-id
<a href="#">get-sae-statistics-threads</a>	get-sae-statistics-threads
<a href="#">get-sae-subscribers</a>	show sae subscribers
<a href="#">request-sae-load-configuration</a>	request sae load configuration
<a href="#">request-sae-load-domain-map</a>	request sae load domain map
<a href="#">request-sae-load-interface-classification</a>	request sae load interface classification
<a href="#">request-sae-load-services</a>	request sae load services
<a href="#">request-sae-load-subscriptions</a>	request sae load subscriptions
<a href="#">request-sae-login-ip-authenticated-dhcp</a>	request sae login ip authenticated dhcp
<a href="#">request-sae-login-ip-authenticated-interface</a>	request sae login ip authenticated interface
<a href="#">request-sae-login-ip-unauthenticated-dhcp</a>	request sae login ip unauthenticated dhcp
<a href="#">request-sae-login-ip-unauthenticated-interface</a>	request sae login ip unauthenticated interface
<a href="#">request-sae-logout-dn</a>	request sae logout dn
<a href="#">request-sae-logout-ip</a>	request sae logout ip
<a href="#">request-sae-logout-login-name</a>	request sae logout login name
<a href="#">request-sae-logout-session-id</a>	request sae logout session id
<a href="#">request-sae-modify-device-failover</a>	request sae modify device failover
<a href="#">request-sae-shutdown-device</a>	request sae shutdown device
<a href="#">request-sae-update-ip-pools</a>	request sae update ip pools
<a href="#">request-sae-update-qos-profiles</a>	request sae update qos profiles

[Table 11](#) lists the SRC XML operational response tag elements. Tag elements are listed in alphabetical order.

Table 11: Operational Response Tag Elements

Response Tag Element
<a href="#">AAA-router-driver</a>
<a href="#">Gx-router-driver</a>
<a href="#">ISE-router-driver</a>
<a href="#">SAE-license</a>
<a href="#">SS-file-details</a>

<a href="#">XDR-state-synchronizer</a>
<a href="#">accounting-data</a>
<a href="#">auth-profile</a>
<a href="#">default-ICC</a>
<a href="#">dhcp-option</a>
<a href="#">dhcp-packet</a>
<a href="#">directory-statistics</a>
<a href="#">dmi-router-driver</a>
<a href="#">floating-context</a>
<a href="#">generic</a>
<a href="#">hotstandby-info</a>
<a href="#">interface-classification-context</a>
<a href="#">interfaces</a>
<a href="#">job-queue</a>
<a href="#">junos-e-XDR-router-driver</a>
<a href="#">junos-e-base-driver</a>
<a href="#">junos-e-router-driver</a>
<a href="#">junos-e-sap</a>
<a href="#">junos-router-driver</a>
<a href="#">junos-service-activation-point</a>
<a href="#">license-client-statistics</a>
<a href="#">license-manager</a>
<a href="#">licenses</a>
<a href="#">mac-cache-data</a>
<a href="#">message-queue</a>
<a href="#">pcmm-SAP</a>
<a href="#">pcmm-router-driver</a>
<a href="#">persistent-login-profile</a>
<a href="#">policy-management-statistics</a>
<a href="#">policy-shared-ctx</a>
<a href="#">primary-hotstandby-info</a>

<a href="#">process-statistics</a>
<a href="#">radius-client-statistics</a>
<a href="#">radius-statistics</a>
<a href="#">registrations</a>
<a href="#">replicator</a>
<a href="#">router-common-statistics</a>
<a href="#">router-driver</a>
<a href="#">router-statistics</a>
<a href="#">routers</a>
<a href="#">secondary-hotstandby-info</a>
<a href="#">service</a>
<a href="#">service-activation-point</a>
<a href="#">service-profile</a>
<a href="#">service-session</a>
<a href="#">service-session-3gpp-attributes</a>
<a href="#">service-session-attributes</a>
<a href="#">services</a>
<a href="#">session-factory</a>
<a href="#">session-store-details</a>
<a href="#">session-store-stats</a>
<a href="#">sessions-statistics</a>
<a href="#">sim-SAP</a>
<a href="#">sim-router-driver</a>
<a href="#">state-synchronizer</a>
<a href="#">statistics</a>
<a href="#">statistics-set</a>
<a href="#">thread-group-wrapper</a>
<a href="#">thread-wrapper</a>
<a href="#">transaction-manager</a>
<a href="#">user-classification-context</a>
<a href="#">user-profile</a>

<a href="#">user-session</a>
<a href="#">user-session-3gpp-attributes</a>
<a href="#">user-sessions</a>
<a href="#">user-type</a>

# <clear-sae-directory-blacklist>

## Usage

```
<rpc>  
  <clear-sae-directory-blacklist>  
  </clear-sae-directory-blacklist>  
</rpc>
```

## Release Information

Command introduced in SRC Release 1.0.0

## Description

Delete directory blacklist or remove a server from the directory blacklist. A server is added to the blacklist if it repeatedly fails to respond while the server is running and accepting requests.

## Required Privilege Level

clear



# <clear-sae-registered-equipment>

## Usage

```
<rpc>
  <clear-sae-registered-equipment>
    <mac-address> mac-address </mac-address>
    <persistent/>
  </clear-sae-registered-equipment>
</rpc>
```

## Release Information

Command introduced in SRC Release 1.0.0

## Description

Delete entries in the equipment registration cache.

## Contents

**<mac-address>**— (Optional) MAC address of equipment registrations.

**Value**— MAC address in the format xx:xx:xx:xx:xx:x

**Default**— No value

**<persistent>**— (Optional) Flag indicating that equipment registration is also removed from the directory. If you do not set this flag, the equipment registration is removed only from the memory. Disabled

**Default**—false

## Required Privilege Level

clear

# <clear-sae-registered-login>

## Usage

```
<rpc>  
  <clear-sae-registered-login>  
    <mac-address> mac-address </mac-address>  
    <persistent/>  
  </clear-sae-registered-login>  
</rpc>
```

## Release Information

Command introduced in SRC Release 1.0.0

## Description

Delete entries in the login registration cache.

## Contents

**<mac-address>**— (Optional) MAC address of login registrations.

**Value**— MAC address in the format xx:xx:xx:xx:xx:xx

**Default**— No value

**<persistent>**— (Optional) Flag indicating that login registration is also removed from the directory. If you do not set this flag, the login registration is removed only from the memory.

**Default**— Disabled

## Required Privilege Level

clear

# <get-sae-directory-blacklist>

## Usage

```
<rpc>  
  <get-sae-directory-blacklist>  
  </get-sae-directory-blacklist>  
</rpc>
```

## Release Information

Command introduced in SRC Release 1.0.0

## Description

Display the directory blacklist.

## Required Privilege Level

view

## Output Tag

[directory-black-list](#)

# <get-sae-drivers>

## Usage

```
<rpc>
  <get-sae-drivers>
    <device-name> device-name </device-name>
    <style> style-choice </style>
    <maximum-results> maximum-results </maximum-results>
  </get-sae-drivers>
</rpc>
```

## Release Information

Command introduced in SRC Release 1.0.0

## Description

Display the state of SAE device drivers. Each device driver manages one logical router instance. For example, a JUNOS routing platform, a JUNOSe virtual router, a PCMM device, or another third-party device.

## Contents

<device-name>— (Optional) Name of a device.

**Value**— All or part of the device name.

- For JUNOSe router drivers, use the format virtualRouterName@routerName.
- For JUNOS router drivers and PCMM drivers, use the format default@routerName.

**Default**— No value

<style>— (Optional) Output style

**Value**

- brief— Display virtual router names and sessionstore details

**Default**— Detail

<maximum-results>— (Optional) Number of results to be displayed.

**Value**— Integer in the range 1–200

**Default— 25**

**Required Privilege Level**

view

**Output Tag**

[routers](#)

# <get-sae-interfaces>

## Usage

```
<rpc>
  <get-sae-interfaces>
    <interface-name> interface-name </interface-name>
    <virtual-router> virtual-router </virtual-router>
    <style> style-choice </style>
    <maximum-results> maximum-results </maximum-results>
  </get-sae-interfaces>
</rpc>
```

## Release Information

Command introduced in SRC Release 1.0.0

## Description

Display information about router interfaces that the SAE is managing.

## Contents

<interface-name>— (Optional) Name of router interface.

**Value**— All or part of the interface name

**Default**— No value

<virtual-router>— (Optional) Name of virtual router.

**Value**— All or part of the virtual router name

**Default**— No value

<style>— (Optional) Output style.

**Value**

- **brief**— Display only interface names.

**Default**— Detail

<maximum-results>— (Optional) Number of results to be displayed.

**Value**— Integer in the range 1–200

**Default**— 25

**Required Privilege Level**

view

**Output Tag**

[interfaces](#)

# <get-sae-licenses>

## Usage

```
<rpc>  
  <get-sae-licenses>  
  </get-sae-licenses>  
</rpc>
```

## Release Information

Command introduced in SRC Release 1.0.0

## Description

Display licenses and the status of licenses running on the SAE.

## Required Privilege Level

view



# <get-sae-number-service-sessions>

## Usage

```
<rpc>
  <get-sae-number-service-sessions>
    <service-name> service-name </service-name>
    <service-attribute-name> service-attribute-name </service-attribute-name>
    <scope> scope </scope>
    <virtual-router> virtual-router </virtual-router>
  </get-sae-number-service-sessions>
</rpc>
```

## Release Information

Command introduced in SRC Release 1.0.0

## Description

Display number of service sessions.

## Contents

<service-name>— Name of a service.

**Value**— Text

**Default**— No value

<service-attribute-name>— Name of a service attribute.

**Value**— Text

**Default**— No value

<scope>— Name of a service scope.

**Value**— Text

**Default**— No value

<virtual-router>— Name of a virtual router.

**Value**— Text

**Default**— No value

## Required Privilege Level

view

# <get-sae-policies>

## Usage

```
<rpc>
  <get-sae-policies>
    <group> group </group>
    <style> style-choice </style>
    <maximum-results> maximum-results </maximum-results>
  </get-sae-policies>
</rpc>
```

## Release Information

Command introduced in SRC Release 1.0.0

## Description

Display policy groups.

## Contents

**<group>**— (Optional) Name of a policy group.

**Value**— All or part of the policy group name

**Default**— No value

**<style>**— (Optional) Output style.

**Value**

- **brief**— Display only policy group names.

**Default**—detail

**<maximum-results>**— (Optional) Number of results to be displayed.

**Value**—Integer in the range 1–200

**Default**— 25

## Required Privilege Level

view

## Output Tag

[policies](#)

# <get-sae-registered-equipment>

## Usage

```
<rpc>
  <get-sae-registered-equipment>
    <mac-address> mac-address </mac-address>
    <style> style-choice </style>
    <maximum-results> maximum-results </maximum-results>
  </get-sae-registered-equipment>
</rpc>
```

## Release Information

Command introduced in SRC Release 1.0.0

## Description

Display equipment registrations.

## Contents

**<mac-address>**— (Optional) MAC address of equipment registrations.

**Value**— MAC address in the format xx:xx:xx:xx:xx:xx

**Default**— No value

**<style>**— (Optional) Output style.

### Value

- **brief**— Display only the MAC address of registered equipment.

**Default**— Detail

**<maximum-results>**— (Optional) Number of results to be displayed.

**Value**— Integer in the range 1–200

**Default**— 25

## Required Privilege Level

view

# <get-sae-registered-login>

## Usage

```
<rpc>
  <get-sae-registered-login>
    <mac-address> mac-address </mac-address>
    <style> style-choice </style>
    <maximum-results> maximum-results </maximum-results>
  </get-sae-registered-login>
</rpc>
```

## Release Information

Command introduced in SRC Release 1.0.0

## Description

Display login registrations.

## Contents

**<mac-address>**— (Optional) MAC address of login registrations.

**Value**— MAC address in the format xx:xx:xx:xx:xx:xx

**Default**— No value

**<style>**— (Optional) Output style

**Value**

- **brief**— Display only the MAC address of login registrations.

**Default**— Detail

**<maximum-results>**— (Optional) Number of results to be displayed.

**Value**— Integer in the range 1–200

**Default**— 25

## Required Privilege Level

view

# <get-sae-services>

## Usage

```
<rpc>
  <get-sae-services>
    <name> name </name>
    <secret/>
    <style> style-choice </style>
    <maximum-results> maximum-results </maximum-results>
    <sort> sort-choice </sort>
  </get-sae-services>
</rpc>
```

## Release Information

Command introduced in SRC Release 1.0.0

## Description

Display the state of services running on the SAE.

## Contents

**<name>**— (Optional) Name of service.

**Value**— All or part of the service name

**Default**— No value

**<secret>**— (Optional) Display subscriber sessions and service sessions for hidden services.

**Default**— Disabled

**<style>**— (Optional) Output style

**Value**

- **brief**— Display only service names.

**Default**— Detail

**<maximum-results>**— (Optional) Number of results to be displayed.

**Value**— Integer in the range 1–200

**Default**— 25

<sort>— (Optional) How to sort output results

**Value**

- `by-active-sessions`— Sort by number of active sessions.

**Default**— By service name

**Introduced in**—4.1.0

**Required Privilege Level**

view

**Output Tag**

[services](#)

# <get-sae-sessionstore-stats>

## Usage

```
<rpc>  
  <get-sae-sessionstore-stats>  
  </get-sae-sessionstore-stats>  
</rpc>
```

## Release Information

Command introduced in SRC Release 1.0.0

## Description

Display the sessionstore's stats class details

## Required Privilege Level

view

## Output Tag

[session-store-stats](#)



# <get-sae-statistics-directory-connections>

## Usage

```
<rpc>
  <get-sae-statistics-directory-connections>
    <id> id </id>
    <style> style-choice </style>
  </get-sae-statistics-directory-connections>
</rpc>
```

## Release Information

Command introduced in SRC Release 1.0.0

## Description

Display SNMP statistics for directory connections.

## Contents

**<id>**— (Optional) Directory connection ID.

**Value**— All or part of the connection ID

**Default**— No value

**<style>**— (Optional) Output style

**Value**

- **brief**— Display only directory connection IDs.

**Default**— Detail

## Required Privilege Level

view

## Output Tag

[connections](#)

# <get-sae-statistics-diretory>

## Usage

```
<rpc>  
  <get-sae-statistics-diretory>  
  </get-sae-statistics-diretory>  
</rpc>
```

## Release Information

Command introduced in SRC Release 1.0.0

## Description

Display SNMP statistics about the directory.

## Required Privilege Level

view

## Output Tag

[directory-statistics](#)

# <get-sae-statistics-license-client>

## Usage

```
<rpc>  
  <get-sae-statistics-license-client>  
  </get-sae-statistics-license-client>  
</rpc>
```

## Release Information

Command introduced in SRC Release 1.0.0

## Description

Display SNMP information about the state of client licenses.

## Required Privilege Level

view

## Output Tag

[license-client-statistics](#)

# <get-sae-statistics-license-device>

## Usage

```
<rpc>
  <get-sae-statistics-license-device>
    <name> name </name>
    <style> style-choice </style>
  </get-sae-statistics-license-device>
</rpc>
```

## Release Information

Command introduced in SRC Release 1.0.0

## Description

Display SNMP information about the state of licenses on specified devices.

## Contents

<name>— (Optional) Name of a device.

**Value**— All or part of the device name.

- For JUNOSe router drivers, use the format virtualRouterName@routerName.
- For JUNOS router drivers and PCMM drivers, use the format default@routerName.

**Default**— No value

<style>— (Optional) Output style

**Value**

- brief— Display only device names.

**Default**— Detail

## Required Privilege Level

view

## Output Tag

[licenses](#)

# <get-sae-statistics-license-local>

## Usage

```
<rpc>  
  <get-sae-statistics-license-local>  
  </get-sae-statistics-license-local>  
</rpc>
```

## Release Information

Command introduced in SRC Release 1.0.0

## Description

Display SNMP information about the state of local licenses.

## Required Privilege Level

view

## Output Tag

[license-manager](#)

# <get-sae-statistics-policy-management>

## Usage

```
<rpc>  
  <get-sae-statistics-policy-management>  
  </get-sae-statistics-policy-management>  
</rpc>
```

## Release Information

Command introduced in SRC Release 1.0.0

## Description

Display SNMP information about the policy engine, policy decision point, and the shared object repository where the policy objects are stored.

## Required Privilege Level

view

## Output Tag

[policy-management-statistics](#)

# <get-sae-statistics-process>

## Usage

```
<rpc>  
  <get-sae-statistics-process>  
  </get-sae-statistics-process>  
</rpc>
```

## Release Information

Command introduced in SRC Release 1.0.0

## Description

Display SNMP information about the SAE server process.

## Required Privilege Level

view

## Output Tag

[process-statistics](#)



# <get-sae-statistics-radius>

## Usage

```
<rpc>  
  <get-sae-statistics-radius>  
  </get-sae-statistics-radius>  
</rpc>
```

## Release Information

Command introduced in SRC Release 1.0.0

## Description

Display SNMP RADIUS information. Display SNMP statistics for RADIUS clients.

## Required Privilege Level

view

## Output Tag

[radius-statistics](#)

# <get-sae-statistics-radius-client>

## Usage

```
<rpc>
  <get-sae-statistics-radius-client>
    <client-type> client-type-choice </client-type>
    <ip-address> ip-address </ip-address>
    <udp-port> udp-port </udp-port>
    <style> style-choice </style>
  </get-sae-statistics-radius-client>
</rpc>
```

## Release Information

Command introduced in SRC Release 1.0.0

## Description

Display SNMP information about RADIUS clients.

## Contents

**<client-type>**— Display SNMP information for either RADIUS accounting clients or RADIUS authentication clients.

### Value

- **accounting**— Display SNMP information for RADIUS accounting clients.
- **authentication**— Display SNMP information for RADIUS authentication clients.

**Default**— No value

**<ip-address>**— (Optional) IP address or addresses of RADIUS clients.

**Value**— All or part of the client IP address

**Default**— No value

**<udp-port>**— (Optional) Port number for RADIUS clients.

**Value**— All or part of the client port number

**Default**— No value

**<style>**

— (Optional) Output style.

**Value**

- `brief`— Display only a list of the clients that are accessible by IP address and port number.

**Default**— Detail

**Required Privilege Level**

view

**Output Tag**

[statistics-set](#)

# <get-sae-statistics-router>

## Usage

```
<rpc>
  <get-sae-statistics-router>
    <name> name </name>
    <style> style-choice </style>
  </get-sae-statistics-router>
</rpc>
```

## Release Information

Command introduced in SRC Release 1.0.0

## Description

Display SNMP information for routers and other devices that the SAE is managing. For example, Juniper Networks routers, PCMM devices, and other third-party devices.

## Contents

**<name>**— (Optional) Name of a device.

**Value**— All or part of the device name.

- For JUNOSe router drivers, use the format `virtualRouterName@routerName`.
- For JUNOS router drivers and PCMM drivers, use the format `default@routerName`.

**Default**— No value

**<style>**— (Optional) Output style

**Value**

- `brief`— Display only device names.
- `terse`— Display device name, device type, number of managed and unmanaged interfaces.

**Default**— Detail

## Required Privilege Level

view

## **Output Tag**

[statistics-set](#)

# <get-sae-statistics-router-common>

## Usage

```
<rpc>  
  <get-sae-statistics-router-common>  
    <type> type-choice </type>  
  </get-sae-statistics-router-common>  
</rpc>
```

## Release Information

Command introduced in SRC Release 1.0.0

## Description

Display SNMP statistics for all device drivers of a particular type.

## Contents

<type>— (Optional) Display SNMP statistics for a specified device driver type.

### Value

- junos— JUNOS router drivers.
- junose— JUNOSe router drivers.
- packetcable-cops— PCMM device drivers.
- proxy— Third-party device drivers.
- aaa— AAA device drivers.
- junos-ise— ISE device drivers.
- junos-dmi— DMI device drivers.
- junos-gx— GX device drivers.

**Default**— No value

## Required Privilege Level

view

# <get-sae-statistics-sessions>

## Usage

```
<rpc>  
  <get-sae-statistics-sessions>  
  </get-sae-statistics-sessions>  
</rpc>
```

## Release Information

Command introduced in SRC Release 1.0.0

## Description

Display SNMP statistics for subscriber sessions and service sessions.

## Required Privilege Level

view

## Output Tag

[sessions-statistics](#)

# <get-sae-statistics-subscribers-accounting-user-id>

## Usage

```
<rpc>
  <get-sae-statistics-subscribers-accounting-user-id>
    <filter> filter </filter>
    <exact/>
  </get-sae-statistics-subscribers-accounting-user-id>
</rpc>
```

## Release Information

Command introduced in SRC Release 1.0.0

## Description

Display subscriber sessions accessible by accounting-user-id. All authenticated subscribers are accessible by accounting-user-id.

## Contents

**<filter>**— (Optional) Accounting-user-id of subscriber sessions.

**Value**— All or part of the subscriber accounting-user-id

**Default**— No value

**<exact>**— (Optional) Display subscriber sessions and service sessions for the exact accountingUserId filter.(To be used with filter argument)

**Default**— Disabled

## Required Privilege Level

view



# <get-sae-statistics-subscribers-dn>

## Usage

```
<rpc>
  <get-sae-statistics-subscribers-dn>
    <filter> filter </filter>
    <exact/>
  </get-sae-statistics-subscribers-dn>
</rpc>
```

## Release Information

Command introduced in SRC Release 1.0.0

## Description

Display subscriber sessions accessible by DN. All subscribers who have a subscriber profile in the directory are accessible by DN.

## Contents

<filter>— (Optional) DN of the subscribers.

**Value**— All or part of the subscriber DN

**Default**— No value

<exact>— (Optional) Display subscriber sessions and service sessions for the exact dn filter.(To be used with filter argument)

**Default**— Disabled

## Required Privilege Level

view

# <get-sae-statistics-subscribers-ip>

## Usage

```
<rpc>
  <get-sae-statistics-subscribers-ip>
    <address> address </address>
    <vpnid> vpnid </vpnid>
    <exact/>
  </get-sae-statistics-subscribers-ip>
</rpc>
```

## Release Information

Command introduced in SRC Release 1.0.0

## Description

Display subscriber sessions that are accessible by IP address. The following subscribers are accessible by IP address: DHCP subscribers, authenticated PPP subscribers, and static IP subscribers who have logged in through a portal.

## Contents

<address>— (Optional) IP address of subscriber sessions.

**Value**— All or part of the subscriber IP address

**Default**— No value

<vpnid>— (Optional) IP address of subscriber sessions.

**Value**— All or part of the subscriber IP address with VPN ID

**Default**— No value

<exact>— (Optional) Display subscriber sessions and service sessions for the exact IP address filter.(To be used with address argument)

**Default**— Disabled

## Required Privilege Level

view

# <get-sae-statistics-subscribers-login-name>

## Usage

```
<rpc>
  <get-sae-statistics-subscribers-login-name>
    <filter> filter </filter>
    <exact/>
  </get-sae-statistics-subscribers-login-name>
</rpc>
```

## Release Information

Command introduced in SRC Release 1.0.0

## Description

Display subscriber sessions accessible by login name. All authenticated subscribers are accessible by login name.

## Contents

**<filter>**— (Optional) Login name of subscriber sessions.

**Value**— All or part of the subscriber login name

**Default**— No value

**<exact>**— (Optional) Display subscriber sessions and service sessions for the exact login-name filter.(To be used with filter argument)

**Default**— Disabled

## Required Privilege Level

view

# <get-sae-statistics-subscribers-service-name>

## Usage

```
<rpc>
  <get-sae-statistics-subscribers-service-name>
    <filter> filter </filter>
    <exact/>
  </get-sae-statistics-subscribers-service-name>
</rpc>
```

## Release Information

Command introduced in SRC Release 1.0.0

## Description

Display all active subscriber sessions activated from a subscription to the specified service name.

## Contents

**<filter>**— (Optional) Service name of subscriber sessions.

**Value**— All or part of the service name

**Default**— No value

**<exact>**— (Optional) Display subscriber sessions and service sessions for the exact service-name filter.(To be used with filter argument)

**Default**— Disabled

## Required Privilege Level

view

# <get-sae-statistics-subscribers-session-id>

## Usage

```
<rpc>
  <get-sae-statistics-subscribers-session-id>
    <filter> filter </filter>
    <exact/>
  </get-sae-statistics-subscribers-session-id>
</rpc>
```

## Release Information

Command introduced in SRC Release 1.0.0

## Description

Display subscriber sessions by session ID.

## Contents

**<filter>**— (Optional) ID of subscriber sessions.

**Value**— All or part of the subscriber session ID

**Default**— No value

**<exact>**— (Optional) Display subscriber sessions and service sessions for the exact session-id filter.(To be used with filter argument)

**Default**— Disabled

## Required Privilege Level

view

# <get-sae-statistics-threads>

## Usage

```
<rpc>  
  <get-sae-statistics-threads>  
  </get-sae-statistics-threads>  
</rpc>
```

## Release Information

Command introduced in SRC Release 1.0.0

## Description

Display information about threads and their priority on the SAE.

## Required Privilege Level

view

## Output Tag

[thread-group-wrapper](#)

# <get-sae-subscribers>

## Usage

```
<rpc>
  <get-sae-subscribers>
    <maximum-results> maximum-results </maximum-results>
    <secret/>
    <style> style-choice </style>
  </get-sae-subscribers>
</rpc>
```

## Release Information

Command introduced in SRC Release 1.0.0

## Description

Display information about subscriber sessions.

## Contents

**<maximum-results>**— (Optional) Number of results to be displayed.

**Value**—Integer in the range 1–200

**Default**— 25

**<secret>**— (Optional) Display subscriber sessions and service sessions for hidden services.

**Default**— Disabled

**<style>**— (Optional) Output style

### Value

- **brief**— Display subscriber session information. Service sessions are not displayed.
- **terse**— Display subscriber session ID, login name, and IP address.

**Default**— Detail

## Required Privilege Level

view

## Output Tag

[user-sessions](#)



# <request-sae-load-configuration>

## Usage

```
<rpc>  
  <request-sae-load-configuration>  
  </request-sae-load-configuration>  
</rpc>
```

## Release Information

Command introduced in SRC Release 1.0.0

## Description

Reload SAE configuration data from the directory. The new configuration takes effect immediately.

## Required Privilege Level

maintenance

# <request-sae-load-domain-map>

## Usage

```
<rpc>  
  <request-sae-load-domain-map>  
  </request-sae-load-domain-map>  
</rpc>
```

## Release Information

Command introduced in SRC Release 1.0.0

## Description

Reload the mapping of domain names to retailer entries. This mapping is made available to the SAE's subscriber classification script.

## Required Privilege Level

maintenance

# <request-sae-load-interface-classification>

## Usage

```
<rpc>  
  <request-sae-load-interface-classification>  
  </request-sae-load-interface-classification>  
</rpc>
```

## Release Information

Command introduced in SRC Release 1.0.0

## Description

Reload the interface classification scripts from the directory, and apply the result of the interface classification changes to the router as follows:

- For every unmanaged interface that becomes managed, new default policies are downloaded to the router.
- For every managed interface whose default policy group has changed, the old default policies are replaced by the new ones.
- For every managed interface that becomes unmanaged, an error message in the error log is displayed and no changes are applied until the interface goes down.

## Required Privilege Level

maintenance

# <request-sae-load-services>

## Usage

```
<rpc>  
  <request-sae-load-services>  
  </request-sae-load-services>  
</rpc>
```

## Release Information

Command introduced in SRC Release 1.0.0

## Description

Reload the following objects from the directory: services, scopes, virtual routers, policies, service mutex groups, and service schedules. Related service sessions are activated, deactivated, or reactivated, as needed.

## Required Privilege Level

maintenance

# <request-sae-load-subscriptions>

## Usage

```
<rpc>  
  <request-sae-load-subscriptions>  
  </request-sae-load-subscriptions>  
</rpc>
```

## Release Information

Command introduced in SRC Release 1.0.0

## Description

Reload all subscriptions from the directory. Related service sessions are activated, deactivated, or reactivated as needed.

## Required Privilege Level

maintenance

# <request-sae-login-ip-authenticated-dhcp>

## Usage

```
<rpc>
  <request-sae-login-ip-authenticated-dhcp>
    <virtual-router> virtual-router </virtual-router>
    <address> address </address>
    <login-name> login-name </login-name>
    <mac-address> mac-address </mac-address>
    <interface-type> interface-type-choice </interface-type>
    <service-bundle> service-bundle </service-bundle>
    <radius-class> radius-class </radius-class>
    <interface-name> interface-name </interface-name>
    <interface-alias> interface-alias </interface-alias>
    <interface-description> interface-description </interface-description>
    <nas-port-id> nas-port-id </nas-port-id>
  </request-sae-login-ip-authenticated-dhcp>
</rpc>
```

## Release Information

Command introduced in SRC Release 1.0.0

## Description

Log in a simulated subscriber that is an authenticated DHCP subscriber. Logging in simulated subscribers allows you to test your SRC application without the need for a router or other device.

## Contents

<virtual-router>— Name of a simulated virtual router that you want to appear in the simulated subscriber session.

**Value**— Text

**Default**— No value

<address>— IP address from which you log in simulated subscribers.

**Value**— IP address

**Default**— No value

<login-name>— Fully qualified name used to log in simulated subscribers.

**Value**— Fully qualified name

**Default**— No value

<mac-address>— MAC address used to log in simulated subscribers.

**Value**— MAC address in the format xx:xx:xx:xx:xx:xx

**Default**— 00:00:00:00:00:01

<interface-type>— Selects between IPv4 or IPv6 subscribers

**Value**

- ipv4—IPv4
- ipv6—IPv6

<service-bundle>— (Optional) Service bundle used when logging in simulated subscribers.

**Value**— Service bundle name

**Default**— No value

<radius-class>— (Optional) RADIUS class used when logging in simulated subscribers.

**Value**— RADIUS class

**Default**— No value

<interface-name>— (Optional) Virtual interface used when logging in simulated subscribers.

**Value**— Virtual router name

**Default**— No value

<interface-alias>— (Optional) Interface description used when logging in simulated subscribers. If you are simulating JUNOSe routers, interface alias is the description that is configured on JUNOSe routers with the **interface description** command.

**Value**— Text

**Default**— No value

<interface-description>— (Optional) Alternate interface name used when logging in simulated subscribers. This is the interface name that is used by SNMP.

**Value**— If you are simulating a:

- JUNOSe router, the format of the description is ip<slot>/<port>.

<subinterface>

- JUNOS routing platform, ifDesc is the same as interfaceName.

**Default**— No value

<nas-port-id>— (Optional) Port identifier of an interface used when logging in simulated subscribers.

**Value**— Includes interface name and additional layer 2 information. For example, fastEthernet 3/1.

**Default**— No value

## Required Privilege Level

maintenance



# <request-sae-login-ip-authenticated-interface>

## Usage

```
<rpc>
  <request-sae-login-ip-authenticated-interface>
    <virtual-router> virtual-router </virtual-router>
    <address> address </address>
    <login-name> login-name </login-name>
    <interface-type> interface-type-choice </interface-type>
    <service-bundle> service-bundle </service-bundle>
    <radius-class> radius-class </radius-class>
    <interface-name> interface-name </interface-name>
    <interface-alias> interface-alias </interface-alias>
    <interface-description> interface-description </interface-description>
    <nas-port-id> nas-port-id </nas-port-id>
  </request-sae-login-ip-authenticated-interface>
</rpc>
```

## Release Information

Command introduced in SRC Release 1.0.0

## Description

Log in a simulated subscriber that is an authenticated interface subscriber. Logging in simulated subscribers allows you to test your SRC application without the need for a router or other device.

## Contents

<virtual-router>— Name of a simulated virtual router that you want to appear in the simulated subscriber session.

**Value**— Text

**Default**— No value

<address>— IP address from which you log in simulated subscribers.

**Value**— IP address

**Default**— No value

<login-name>— Fully qualified name used to log in simulated subscribers.

**Value**— Fully qualified name

**Default**— No value

<interface-type>— Selects between IPv4 or IPv6 subscribers

**Value**

- ipv4—IPv4
- ipv6—IPv6

`<service-bundle>`— (Optional) Service bundle used when logging in simulated subscribers.

**Value**— Service bundle name

**Default**— No value

`<radius-class>`— (Optional) RADIUS class used when logging in simulated subscribers.

**Value**— RADIUS class

**Default**— No value

`<interface-name>`— (Optional) Virtual interface used when logging in simulated subscribers.

**Value**— Virtual router name

**Default**— No value

`<interface-alias>`— (Optional) Interface description used when logging in simulated subscribers. If you are simulating JUNOSe routers, interface alias is the description that is configured on JUNOSe routers with the **interface description** command.

**Value**— Text

**Default**— No value

`<interface-description>`— (Optional) Alternate interface name used when logging in simulated subscribers. This is the interface name that is used by SNMP.

**Value**— If you are simulating a:

- JUNOSe router, the format of the description is ip<slot>/<port>.  
    <subinterface>
- JUNOS routing platform, ifDesc is the same as interfaceName.

**Default**— No value

`<nas-port-id>`— (Optional) Port identifier of an interface used when logging in simulated subscribers.

**Value**— Includes interface name and additional layer 2 information. For example, fastEthernet 3/1.

**Default**— No value

## Required Privilege Level

maintenance

# <request-sae-login-ip-unauthenticated-dhcp>

## Usage

```
<rpc>
  <request-sae-login-ip-unauthenticated-dhcp>
    <virtual-router> virtual-router </virtual-router>
    <address> address </address>
    <mac-address> mac-address </mac-address>
    <interface-type> interface-type-choice </interface-type>
    <login-name> login-name </login-name>
    <service-bundle> service-bundle </service-bundle>
    <radius-class> radius-class </radius-class>
    <interface-name> interface-name </interface-name>
    <interface-alias> interface-alias </interface-alias>
    <interface-description> interface-description </interface-description>
    <nas-port-id> nas-port-id </nas-port-id>
  </request-sae-login-ip-unauthenticated-dhcp>
</rpc>
```

## Release Information

Command introduced in SRC Release 1.0.0

## Description

Log in a simulated subscriber that is an unauthenticated DHCP subscriber. Logging in simulated subscribers allows you to test your SRC application without the need for a router or other device.

## Contents

<virtual-router>— Name of a simulated virtual router that you want to appear in the simulated subscriber session.

**Value**— Text

**Default**— No value

<address>— IP address from which you log in simulated subscribers.

**Value**— IP address

**Default**— No value

<mac-address>— MAC address used to log in simulated subscribers.

**Value**— MAC address in the format xx:xx:xx:xx:xx:xx

**Default**— 00:00:00:00:00:01

<interface-type>— Selects between IPv4 or IPv6 subscribers

**Value**

- ipv4—IPv4
- ipv6—IPv6

<login-name>— (Optional) Fully qualified name used to log in simulated subscribers.

**Value**— Fully qualified name

**Default**— No value

<service-bundle>— (Optional) Service bundle used when logging in simulated subscribers.

**Value**— Service bundle name

**Default**— No value

<radius-class>— (Optional) RADIUS class used when logging in simulated subscribers.

**Value**— RADIUS class

**Default**— No value

<interface-name>— (Optional) Virtual interface used when logging in simulated subscribers.

**Value**— Virtual router name

**Default**— No value

<interface-alias>— (Optional) Interface description used when logging in simulated subscribers. If you are simulating JUNOSe routers, interface alias is the description that is configured on JUNOSe routers with the **interface description** command.

**Value**— Text

**Default**— No value

<interface-description>— (Optional) Alternate interface name used when logging in simulated subscribers. This is the interface name that is used by SNMP.

**Value**— If you are simulating a:

- JUNOSe router, the format of the description is ip<slot>/<port>.

<subinterface>

- JUNOS routing platform, ifDesc is the same as interfaceName.

**Default**— No value

<nas-port-id>— (Optional) Port identifier of an interface used when logging in simulated subscribers.

**Value**— Includes interface name and additional layer 2 information. For example, fastEthernet 3/1.

**Default**— No value

## Required Privilege Level

maintenance

# <request-sae-login-ip-unauthenticated-interface>

## Usage

```
<rpc>
  <request-sae-login-ip-unauthenticated-interface>
    <virtual-router> virtual-router </virtual-router>
    <interface-name> interface-name </interface-name>
    <interface-type> interface-type-choice </interface-type>
    <address> address </address>
    <login-name> login-name </login-name>
    <service-bundle> service-bundle </service-bundle>
    <radius-class> radius-class </radius-class>
    <interface-alias> interface-alias </interface-alias>
    <interface-description> interface-description </interface-description>
    <nas-port-id> nas-port-id </nas-port-id>
  </request-sae-login-ip-unauthenticated-interface>
</rpc>
```

## Release Information

Command introduced in SRC Release 1.0.0

## Description

Log in a simulated subscriber that is an unauthenticated interface subscriber. Logging in simulated subscribers allows you to test your SRC application without the need for a router or other device.

## Contents

<virtual-router>— Name of a simulated virtual router that you want to appear in the simulated subscriber session.

**Value**— Text

**Default**— No value

<interface-name>— Virtual interface used when logging in simulated subscribers.

**Value**— Virtual interface name

**Default**— No value

<interface-type>— Selects between IPv4 or IPv6 subscribers

**Value**

- *ipv4*—IPv4
- *ipv6*—IPv6

`<address>`— (Optional) IP address from which you log in simulated subscribers.

**Value**— IP address

**Default**— No value

`<login-name>`— (Optional) Fully qualified name used to log in simulated subscribers.

**Value**— Fully qualified name

**Default**— No value

`<service-bundle>`— (Optional) Service bundle used when logging in simulated subscribers.

**Value**— Service bundle name

**Default**— No value

`<radius-class>`— (Optional) RADIUS class used when logging in simulated subscribers.

**Value**— RADIUS class

**Default**— No value

`<interface-alias>`— (Optional) Interface description used when logging in simulated subscribers. If you are simulating JUNOSe routers, interface alias is the description that is configured on JUNOSe routers with the **interface description** command.

**Value**— Text

**Default**— No value

`<interface-description>`— (Optional) Alternate interface name used when logging in simulated subscribers. This is the interface name that is used by SNMP.

**Value**— If you are simulating a:

- JUNOSe router, the format of the description is ip<slot>/<port>.  
    <subinterface>
- JUNOS routing platform, ifDesc is the same as interfaceName.

**Default**— No value

`<nas-port-id>`— (Optional) Port identifier of an interface used when logging in simulated



subscribers.

**Value**— Includes interface name and additional layer 2 information. For example, fastEthernet 3/1.

**Default**— No value

### Required Privilege Level

maintenance

# <request-sae-logout-dn>

## Usage

```
<rpc>  
  <request-sae-logout-dn>  
    <filter> filter </filter>  
  </request-sae-logout-dn>  
</rpc>
```

## Release Information

Command introduced in SRC Release 1.0.0

## Description

Log out subscribers who are accessible by DN. All subscribers who have a subscriber profile in the directory are accessible by DN.

## Contents

**<filter>**— (Optional) DN or DN's of subscribers that you want to log out.

**Value**— All or part of the subscriber DN

**Default**— No value

## Required Privilege Level

clear

# <request-sae-logout-ip>

## Usage

```
<rpc>  
  <request-sae-logout-ip>  
    <filter> filter </filter>  
  </request-sae-logout-ip>  
</rpc>
```

## Release Information

Command introduced in SRC Release 1.0.0

## Description

Log out subscribers who are accessible by IP address. The following types of subscribers are accessible by IP address: DHCP subscribers, authenticated PPP subscribers, and static IP subscribers who have logged in through a portal.

## Contents

`<filter>`— (Optional) IP address or addresses of subscribers that you want to log out.

**Value**— All or part of the subscriber IP address

**Default**— No value

## Required Privilege Level

clear

# <request-sae-logout-login-name>

## Usage

```
<rpc>  
  <request-sae-logout-login-name>  
    <filter> filter </filter>  
  </request-sae-logout-login-name>  
</rpc>
```

## Release Information

Command introduced in SRC Release 1.0.0

## Description

Log out subscribers who are accessible by login name. All authenticated subscribers are accessible by login name.

## Contents

**<filter>**— (Optional) Login name or names of subscribers that you want to log out.

**Value**— All or part of the login name

**Default**— No value

## Required Privilege Level

clear

# <request-sae-logout-session-id>

## Usage

```
<rpc>  
  <request-sae-logout-session-id>  
    <filter> filter </filter>  
  </request-sae-logout-session-id>  
</rpc>
```

## Release Information

Command introduced in SRC Release 1.0.0

## Description

Log out subscribers who are accessible by session ID. All subscribers are accessible by session ID.

## Contents

**<filter>**— (Optional) Session ID or IDs of subscribers that you want to log out.

**Value**— All or part of the subscriber session ID

**Default**— No value

## Required Privilege Level

clear

# <request-sae-modify-device-failover>

## Usage

```
<rpc>
  <request-sae-modify-device-failover>
    <ip-address> ip-address </ip-address>
    <tcp-port> tcp-port </tcp-port>
    <use-failover-server/>
    <virtual-router> virtual-router </virtual-router>
  </request-sae-modify-device-failover>
</rpc>
```

## Release Information

Command introduced in SRC Release 1.0.0

## Description

Modify failover server parameters.

## Contents

**<ip-address>**— (Optional) IP address of an alternate SAE server to which a router or other device can reconnect when the device driver closes its connection. If the driver is configured to use this failover IP address, it sends this IP address to the router or other device when it closes its connection. The device then attempts to open a new connection to the failover IP address. This address is not applicable to the PCMM driver.

**Value**— IP address

**Default**— 0.0.0.0

**<tcp-port>**— (Optional) Port of an alternate SAE server to which a router or other device can reconnect when the device driver closes its connection. If the driver is configured to use this failover port, it sends this failover port to the router or other device when it closes its connection. The device then attempts to open a new connection to this failover port. This TCP port is not applicable to the PCMM driver.

**Value**— Port number

**Default**— 0

**<use-failover-server>**— (Optional) If you set this flag, then the device driver sends its own failover IP address and port to the router or other device when it closes its connection. The device then attempts to open a new connection to the failover IP address and port. This flag is not applicable to the PCMM router driver.

**Default**— Disabled

<virtual-router>— Virtual router name.

**Value**— Name of the virtual router.

- For JUNOSe router drivers, use the format virtualRouterName@routerName.
- For JUNOS router drivers and PCMM drivers, use the format default@routerName.

**Default**— No value

### Required Privilege Level

reset

# <request-sae-shutdown-device>

## Usage

```
<rpc>  
  <request-sae-shutdown-device>  
    <name> name </name>  
  </request-sae-shutdown-device>  
</rpc>
```

## Release Information

Command introduced in SRC Release 1.0.0

## Description

Shut down the specified device driver.

## Contents

**<name>**— (Optional) Device name or names that are managing the drivers that you want to shut down.

**Value**— All or part of the device name.

- For JUNOSe router drivers, use the format `virtualRouterName@routerName`.
- For JUNOS router drivers and PCMM drivers, use the format `default@routerName`.

**Default**— No value

## Required Privilege Level

maintenance



# <request-sae-update-ip-pools>

## Usage

```
<rpc>
  <request-sae-update-ip-pools>
    <virtual-router> virtual-router </virtual-router>
    <management-address> management-address </management-address>
    <SNMP-community> SNMP-community </SNMP-community>
    <server> server </server>
    <base-dn> base-dn </base-dn>
    <principal> principal </principal>
    <credentials> credentials </credentials>
  </request-sae-update-ip-pools>
</rpc>
```

## Release Information

Command introduced in SRC Release 1.0.0

## Description

### Contents

<virtual-router>— Name of the virtual router in the format virtualRouterName@deviceName.

**Value**— Text

**Default**— No value

<management-address>— (Optional) The IP address of the virtual router.

**Value**— IP address

**Default**— -

<SNMP-community>— (Optional) SNMP community for a given virtual router.

**Value**— Text

**Default**— -

<server>— (Optional) IP address or name of the host that supports the directory.

**Value**— IP address or name of the host

**Default**— 127.0.0.1

<base-dn>— (Optional) The base DN for the root of the tree to be used.

**Value**— DN

**Default**— o=Network,o=UMC

<principal>— (Optional) DN that defines the username with which an SRC component accesses the directory.

**Value**— DN

**Default**— No Value

<credentials>— (Optional) Password used for authentication with the directory server.

**Value**— Text

**Default**— No value

## Required Privilege Level

maintenance

# <request-sae-update-qos-profiles>

## Usage

```
<rpc>
  <request-sae-update-qos-profiles>
    <virtual-router> virtual-router </virtual-router>
    <management-address> management-address </management-address>
    <SNMP-community> SNMP-community </SNMP-community>
    <server> server </server>
    <base-dn> base-dn </base-dn>
    <principal> principal </principal>
    <credentials> credentials </credentials>
  </request-sae-update-qos-profiles>
</rpc>
```

## Release Information

Command introduced in SRC Release 1.0.0

## Description

### Contents

<virtual-router>— Name of the virtual router in the format virtualRouterName@deviceName.

**Value**— Text

**Default**— No value

<management-address>— (Optional) The IP address of the virtual router.

**Value**— IP address

**Default**— -

<SNMP-community>— (Optional) SNMP community for a given virtual router.

**Value**— Text

**Default**— public

<server>— (Optional) IP address or name of the host that supports the directory.

**Value**— IP address or name of the host

**Default**— 127.0.0.1

<base-dn>— (Optional) The base DN for the root of the tree to be used.

**Value**— DN

**Default**— o=Network,o=UMC

<principal>— (Optional) DN that defines the username with which an SRC component accesses the directory.

**Value**— DN

**Default**— No Value

<credentials>— (Optional) Password used for authentication with the directory server.

**Value**— Text

**Default**— No value

## Required Privilege Level

maintenance

# <AAA-router-driver>

## Usage

```
<AAA-router-driver xmlns="http://xml.juniper.net/sdx/AAA-router-driver">
  <active-peers> active-peers </active-peers>
  <last-connection-update-time> last-connection-update-time </last-connection-update-time>
  <length-of-job-queue> length-of-job-queue </length-of-job-queue>
  <local-ip> local-ip </local-ip>
  <number-active-service-session> number-active-service-session </number-active-service-session>
  <number-active-user-session> number-active-user-session </number-active-user-session>
  <number-of-AAR> number-of-AAR </number-of-AAR>
  <number-of-ACR> number-of-ACR </number-of-ACR>
  <number-of-ASR-attempt> number-of-ASR-attempt </number-of-ASR-attempt>
  <number-of-STR> number-of-STR </number-of-STR>
  <number-of-device-timeout-ASA> number-of-device-timeout-ASA </number-of-device-timeout-ASA>
  <number-of-device-timeout-PPA> number-of-device-timeout-PPA </number-of-device-timeout-PPA>
  <number-of-initial-AAR> number-of-initial-AAR </number-of-initial-AAR>
  <number-of-policy-add-PPR-attempt> number-of-policy-add-PPR-attempt </number-of-policy-add-PPR-attempt>
  <number-of-policy-modify-PPR-attempt> number-of-policy-modify-PPR-attempt </number-of-policy-modify-PPR-attempt>
  <number-of-policy-remove-PPR-attempt> number-of-policy-remove-PPR-attempt </number-of-policy-remove-PPR-attempt>
  <number-of-route-config-PPR-attempt> number-of-route-config-PPR-attempt </number-of-route-config-PPR-attempt>
  <number-of-sap> number-of-sap </number-of-sap>
  <number-of-secondary-AAR> number-of-secondary-AAR </number-of-secondary-AAR>
  <number-of-send-failed-ASR> number-of-send-failed-ASR </number-of-send-failed-ASR>
  <number-of-send-failed-PPR> number-of-send-failed-PPR </number-of-send-failed-PPR>
  <number-of-sent-ASR> number-of-sent-ASR </number-of-sent-ASR>
  <number-of-sent-PPR> number-of-sent-PPR </number-of-sent-PPR>
  <number-of-service-download-AAR> number-of-service-download-AAR </number-of-service-download-AAR>
  <number-of-service-interim-ACR> number-of-service-interim-ACR </number-of-service-interim-ACR>
  <number-of-service-start-ACR> number-of-service-start-ACR </number-of-service-start-ACR>
  <number-of-service-stop-ACR> number-of-service-stop-ACR </number-of-service-stop-ACR>
  <number-of-user-interim-ACR> number-of-user-interim-ACR </number-of-user-interim-ACR>
  <number-of-user-start-ACR> number-of-user-start-ACR </number-of-user-start-ACR>
  <number-of-user-stop-ACR> number-of-user-stop-ACR </number-of-user-stop-ACR>
  <router-name> router-name </router-name>
  <router-type> router-type </router-type>
  <session-factory xmlns="http://xml.juniper.net/sdx/session-factory"> ... </session-factory>
  <session-store-details xmlns="http://xml.juniper.net/sdx/session-store-details"> ... </session-store-details>
  <state> state </state>
</AAA-router-driver>
```

## Contents

<active-peers> —Active Peers

**Value**—Text

<last-connection-update-time> —Last Connection Update Time

**Value**—Text

<length-of-job-queue> —Length of job queue

**Value**—Integer in the range -2147483648–2147483647

<local-ip> —Local IP

**Value**—Text

<number-active-service-session> —Number of active service sessions

**Value**—Integer in the range -2147483648–2147483647

<number-active-user-session> —Number of active user sessions

**Value**—Integer in the range -2147483648–2147483647

<number-of-AAR> —AAR messages received

**Value**—Integer in the range -2147483648–2147483647

<number-of-ACR> —ACR messages received

**Value**—Integer in the range -2147483648–2147483647

<number-of-ASR-attempt> —ASR messages attempted

**Value**—Integer in the range -2147483648–2147483647

<number-of-STR> —STR messages received

**Value**—Integer in the range -2147483648–2147483647

<number-of-device-timeout-ASA> —Device-Timeout ASA messages received

**Value**—Integer in the range -2147483648–2147483647

<number-of-device-timeout-PPA> —Device-Timeout PPA messages received

**Value**—Integer in the range -2147483648–2147483647

<number-of-initial-AAR> —Initial AAR messages received

**Value**—Integer in the range -2147483648–2147483647

<number-of-policy-add-PPR-attempt> —Policy-Add PPR messages attempted

**Value**—Integer in the range -2147483648–2147483647

<number-of-policy-modify-PPR-attempt> —Policy-Modify PPR messages attempted

**Value**—Integer in the range -2147483648–2147483647

<number-of-policy-remove-PPR-attempt> —Policy-Remove PPR messages attempted

**Value**—Integer in the range -2147483648–2147483647

<number-of-route-config-PPR-attempt> —Route-Config PPR messages attempted

**Value**—Integer in the range -2147483648–2147483647

<number-of-sap> —Number of SAP

**Value**—Integer in the range -2147483648–2147483647

<number-of-secondary-AAR> —Secondary AAR messages received

**Value**—Integer in the range -2147483648–2147483647

<number-of-send-failed-ASR> —Failure-Notified ASR messages sent

**Value**—Integer in the range -2147483648–2147483647

<number-of-send-failed-PPR> —Failure-Notified PPR messages sent

**Value**—Integer in the range -2147483648–2147483647

<number-of-sent-ASR> —ASR messages sent

**Value**—Integer in the range -2147483648–2147483647

<number-of-sent-PPR> —PPR messages sent

**Value**—Integer in the range -2147483648–2147483647

<number-of-service-download-AAR> —Service-Download AAR messages received

**Value**—Integer in the range -2147483648–2147483647

<number-of-service-interim-ACR> —Service-Interim ACR messages received

**Value**—Integer in the range -2147483648–2147483647

<number-of-service-start-ACR> —Service-Start ACR messages received

**Value**—Integer in the range -2147483648–2147483647

<number-of-service-stop-ACR> —Service-Stop ACR messages received

**Value**—Integer in the range -2147483648–2147483647

<number-of-user-interim-ACR> —User-Interim ACR messages received

**Value**—Integer in the range -2147483648–2147483647

<number-of-user-start-ACR> —User-Start ACR messages received

**Value**—Integer in the range -2147483648–2147483647

<number-of-user-stop-ACR> —User-Stop ACR messages received

**Value**—Integer in the range -2147483648–2147483647

<router-name> —Device name

**Value**—Text

<router-type> —Device type

**Value**—Text

<session-factory> —SessionFactory

[session-factory](#)



<session-store-details> —SessionStoreDetails

[session-store-details](#)

<state> —State

**Value**—Text

## Style

### brief

<router-name>

### detail

<active-peers>  
 <last-connection-update-time>  
 <length-of-job-queue>  
 <local-ip>  
 <number-active-service-session>  
 <number-active-user-session>  
 <number-of-AAR>  
 <number-of-ACR>  
 <number-of-ASR-attempt>  
 <number-of-STR>  
 <number-of-device-timeout-ASA>  
 <number-of-device-timeout-PPA>  
 <number-of-initial-AAR>  
 <number-of-policy-add-PPR-attempt>  
 <number-of-policy-modify-PPR-attempt>  
 <number-of-policy-remove-PPR-attempt>  
 <number-of-route-config-PPR-attempt>  
 <number-of-sap>  
 <number-of-secondary-AAR>  
 <number-of-send-failed-ASR>  
 <number-of-send-failed-PPR>  
 <number-of-sent-ASR>  
 <number-of-sent-PPR>  
 <number-of-service-download-AAR>  
 <number-of-service-interim-ACR>  
 <number-of-service-start-ACR>  
 <number-of-service-stop-ACR>  
 <number-of-user-interim-ACR>  
 <number-of-user-start-ACR>  
 <number-of-user-stop-ACR>  
 <router-name>  
 <router-type>

<session-factory>  
<session-store-details>  
<state>

# <Gx-router-driver>

## Usage

```
<Gx-router-driver xmlns="http://xml.juniper.net/sdx/Gx-router-driver">
  <active-peers> active-peers </active-peers>
  <last-connection-update-time> last-connection-update-time </last-connection-update-time>
  <length-of-job-queue> length-of-job-queue </length-of-job-queue>
  <local-ip> local-ip </local-ip>
  <number-active-service-session> number-active-service-session </number-active-service-session>
  <number-active-user-session> number-active-user-session </number-active-user-session>
  <number-of-app-start-update-CCR-received> number-of-app-start-update-CCR-received </number-of-app-start-update-CCR-received>
  <number-of-app-stop-update-CCR-received> number-of-app-stop-update-CCR-received </number-of-app-stop-update-CCR-received>
  <number-of-failure-RAA-received> number-of-failure-RAA-received </number-of-failure-RAA-received>
  <number-of-failure-notified-update-CCR-received> number-of-failure-notified-update-CCR-received </number-of-failure-notified-update-CCR-received>
  <number-of-initial-CCR-received> number-of-initial-CCR-received </number-of-initial-CCR-received>
  <number-of-initial-failure-CCA-sent> number-of-initial-failure-CCA-sent </number-of-initial-failure-CCA-sent>
  <number-of-initial-success-CCA-sent> number-of-initial-success-CCA-sent </number-of-initial-success-CCA-sent>
  <number-of-policy-add-RAR-attempt> number-of-policy-add-RAR-attempt </number-of-policy-add-RAR-attempt>
  <number-of-policy-modify-RAR-attempt> number-of-policy-modify-RAR-attempt </number-of-policy-modify-RAR-attempt>
  <number-of-policy-remove-RAR-attempt> number-of-policy-remove-RAR-attempt </number-of-policy-remove-RAR-attempt>
  <number-of-sap> number-of-sap </number-of-sap>
  <number-of-send-failed-RAR> number-of-send-failed-RAR </number-of-send-failed-RAR>
  <number-of-sent-RAR> number-of-sent-RAR </number-of-sent-RAR>
  <number-of-session-release-cause-RAR-attempt> number-of-session-release-cause-RAR-attempt </number-of-session-release-cause-RAR-attempt>
  <number-of-success-RAA-received> number-of-success-RAA-received </number-of-success-RAA-received>
  <number-of-terminate-CCR-received> number-of-terminate-CCR-received </number-of-terminate-CCR-received>
  <number-of-terminate-failure-CCA-sent> number-of-terminate-failure-CCA-sent </number-of-terminate-failure-CCA-sent>
  <number-of-terminate-success-CCA-sent> number-of-terminate-success-CCA-sent </number-of-terminate-success-CCA-sent>
  <number-of-unknown-session-update-CCR-received> number-of-unknown-session-update-CCR-received </number-of-unknown-session-update-CCR-received>
  <number-of-update-CCR-received> number-of-update-CCR-received </number-of-update-CCR-received>
  <number-of-update-failure-CCA-sent> number-of-update-failure-CCA-sent </number-of-update-failure-CCA-sent>
  <number-of-update-success-CCA-sent> number-of-update-success-CCA-sent </number-of-update-success-CCA-sent>
  <number-of-usage-report-update-CCR-received> number-of-usage-report-update-CCR-received </number-of-usage-report-update-CCR-received>
  <router-name> router-name </router-name>
  <router-type> router-type </router-type>
  <session-factory xmlns="http://xml.juniper.net/sdx/session-factory"> ... </session-factory>
  <session-store-details xmlns="http://xml.juniper.net/sdx/session-store-details"> ... </session-store-details>
```

```
<state> state </state>
</Gx-router-driver>
```

## Contents

<active-peers> —Active Peers

**Value**—Text

<last-connection-update-time> —Last Connection Update Time

**Value**—Text

<length-of-job-queue> —Length of job queue

**Value**—Integer in the range -2147483648–2147483647

<local-ip> —Local IP

**Value**—Text

<number-active-service-session> —Number of active service sessions

**Value**—Integer in the range -2147483648–2147483647

<number-active-user-session> —Number of active user sessions

**Value**—Integer in the range -2147483648–2147483647

<number-of-app-start-update-CCR-received> —Number of App Start Update CCR Messages Received

**Value**—Integer in the range -9223372036854775808–9223372036854775807

<number-of-app-stop-update-CCR-received> —Number of App Stop Update CCR Messages Received

**Value**—Integer in the range -9223372036854775808–9223372036854775807

<number-of-failure-RAA-received> —RAA messages Received with Failure

**Value**—Integer in the range -2147483648–2147483647

<number-of-failure-notified-update-CCR-received> —Number of Failure Notified Update CCR Messages Received

**Value**—Integer in the range -9223372036854775808–9223372036854775807

<number-of-initial-CCR-received> —Number of Initial CCR Messages Received

**Value**—Integer in the range -2147483648–2147483647

<number-of-initial-failure-CCA-sent> —Number of Initial Failure CCA Messages Sent

**Value**—Integer in the range -2147483648–2147483647

<number-of-initial-success-CCA-sent> —Number of Initial Success CCA Messages Sent

**Value**—Integer in the range -2147483648–2147483647

<number-of-policy-add-RAR-attempt> —Policy-Add RAR messages attempted

**Value**—Integer in the range -2147483648–2147483647

<number-of-policy-modify-RAR-attempt> —Policy-Modify RAR messages attempted

**Value**—Integer in the range -2147483648–2147483647

<number-of-policy-remove-RAR-attempt> —Policy-Remove RAR messages attempted

**Value**—Integer in the range -2147483648–2147483647

<number-of-sap> —Number of SAP

**Value**—Integer in the range -2147483648–2147483647

<number-of-send-failed-RAR> —Failure-Notified RAR messages sent

**Value**—Integer in the range -2147483648–2147483647

<number-of-sent-RAR> —Number of RAR messages sent

**Value**—Integer in the range -2147483648–2147483647

<number-of-session-release-cause-RAR-attempt> —Session Release Cause RAR messages attempted

**Value**—Integer in the range -2147483648–2147483647

<number-of-success-RAA-received> —RAA messages Received with Success

**Value**—Integer in the range -2147483648–2147483647

<number-of-terminate-CCR-received> —Number of Terminate CCR Messages Received

**Value**—Integer in the range -2147483648–2147483647

<number-of-terminate-failure-CCA-sent> —Number of Terminate Failure CCA Messages Sent

**Value**—Integer in the range -2147483648–2147483647

<number-of-terminate-success-CCA-sent> —Number of Terminate Success CCA Messages Sent

**Value**—Integer in the range -2147483648–2147483647

<number-of-unknown-session-update-CCR-received> —Number of Unknown Session Update CCR Messages Received

**Value**—Integer in the range -9223372036854775808–9223372036854775807

<number-of-update-CCR-received> —Number of Update CCR Messages Received

**Value**—Integer in the range -9223372036854775808–9223372036854775807

<number-of-update-failure-CCA-sent> —Number of Update Failure CCA Messages Sent

**Value**—Integer in the range -9223372036854775808–9223372036854775807

<number-of-update-success-CCA-sent> —Number of Update Success CCA Messages Sent

**Value**—Integer in the range -9223372036854775808–9223372036854775807

<number-of-usage-report-update-CCR-received> —Number of Usage Report Update CCR Messages Received

**Value**—Integer in the range -9223372036854775808–9223372036854775807

<router-name> —Device name

**Value**—Text

<router-type> —Device type

**Value**—Text

<session-factory> —SessionFactory

[session-factory](#)

<session-store-details> —SessionStoreDetails

[session-store-details](#)

<state> —State

**Value**—Text

## Style

### brief

<router-name>

### detail

<active-peers>  
 <last-connection-update-time>  
 <length-of-job-queue>  
 <local-ip>  
 <number-active-service-session>  
 <number-active-user-session>  
 <number-of-app-start-update-CCR-received>  
 <number-of-app-stop-update-CCR-received>  
 <number-of-failure-RAA-received>  
 <number-of-failure-notified-update-CCR-received>  
 <number-of-initial-CCR-received>  
 <number-of-initial-failure-CCA-sent>  
 <number-of-initial-success-CCA-sent>  
 <number-of-policy-add-RAR-attempt>  
 <number-of-policy-modify-RAR-attempt>  
 <number-of-policy-remove-RAR-attempt>  
 <number-of-sap>  
 <number-of-send-failed-RAR>  
 <number-of-sent-RAR>  
 <number-of-session-release-cause-RAR-attempt>  
 <number-of-success-RAA-received>  
 <number-of-terminate-CCR-received>  
 <number-of-terminate-failure-CCA-sent>  
 <number-of-terminate-success-CCA-sent>  
 <number-of-unknown-session-update-CCR-received>  
 <number-of-update-CCR-received>  
 <number-of-update-failure-CCA-sent>

<number-of-update-success-CCA-sent>  
<number-of-usage-report-update-CCR-received>  
<router-name>  
<router-type>  
<session-factory>  
<session-store-details>  
<state>



# <ISE-router-driver>

## Usage

```

<ISE-router-driver xmlns="http://xml.juniper.net/sdx/ISE-router-driver">
  <active-peers> active-peers </active-peers>
  <last-connection-update-time> last-connection-update-time </last-connection-update-time>
  <length-of-job-queue> length-of-job-queue </length-of-job-queue>
  <local-ip> local-ip </local-ip>
  <number-active-service-session> number-active-service-session </number-active-service-session>
  <number-active-user-session> number-active-user-session </number-active-user-session>
  <number-of-AAR> number-of-AAR </number-of-AAR>
  <number-of-ACR> number-of-ACR </number-of-ACR>
  <number-of-ASR-attempt> number-of-ASR-attempt </number-of-ASR-attempt>
  <number-of-SRQ-attempt> number-of-SRQ-attempt </number-of-SRQ-attempt>
  <number-of-SRQ-received> number-of-SRQ-received </number-of-SRQ-received>
  <number-of-STR> number-of-STR </number-of-STR>
  <number-of-activation-notified-AAR> number-of-activation-notified-AAR </number-of-activation-notified-AAR>
  <number-of-address-auth-AAR> number-of-address-auth-AAR </number-of-address-auth-AAR>
  <number-of-deactivation-notified-AAR> number-of-deactivation-notified-AAR </number-of-deactivation-notified-AAR>
  <number-of-initial-AAR> number-of-initial-AAR </number-of-initial-AAR>
  <number-of-policy-add-PPR-attempt> number-of-policy-add-PPR-attempt </number-of-policy-add-PPR-attempt>
  <number-of-policy-remove-PPR-attempt> number-of-policy-remove-PPR-attempt </number-of-policy-remove-PPR-attempt>
  <number-of-sap> number-of-sap </number-of-sap>
  <number-of-secondary-AAR> number-of-secondary-AAR </number-of-secondary-AAR>
  <number-of-send-failed-ASR> number-of-send-failed-ASR </number-of-send-failed-ASR>
  <number-of-send-failed-PPR> number-of-send-failed-PPR </number-of-send-failed-PPR>
  <number-of-send-failed-SRQ> number-of-send-failed-SRQ </number-of-send-failed-SRQ>
  <number-of-sent-ASR> number-of-sent-ASR </number-of-sent-ASR>
  <number-of-sent-PPR> number-of-sent-PPR </number-of-sent-PPR>
  <number-of-sent-SRQ> number-of-sent-SRQ </number-of-sent-SRQ>
  <number-of-service-interim-ACR> number-of-service-interim-ACR </number-of-service-interim-ACR>
  <number-of-service-start-ACR> number-of-service-start-ACR </number-of-service-start-ACR>
  <number-of-service-stop-ACR> number-of-service-stop-ACR </number-of-service-stop-ACR>
  <number-of-sync-AAR> number-of-sync-AAR </number-of-sync-AAR>
  <number-of-user-interim-ACR> number-of-user-interim-ACR </number-of-user-interim-ACR>
  <number-of-user-start-ACR> number-of-user-start-ACR </number-of-user-start-ACR>
  <number-of-user-stop-ACR> number-of-user-stop-ACR </number-of-user-stop-ACR>
  <router-name> router-name </router-name>
  <router-type> router-type </router-type>
  <session-factory xmlns="http://xml.juniper.net/sdx/session-factory"> ... </session-factory>
  <session-store-details xmlns="http://xml.juniper.net/sdx/session-store-details"> ... </session-store-details>
  <state> state </state>
</ISE-router-driver>

```

## Contents

<active-peers> —Active Peers

**Value**—Text

<last-connection-update-time> —Last Connection Update Time

**Value**—Text

<length-of-job-queue> —Length of job queue

**Value**—Integer in the range -2147483648–2147483647

<local-ip> —Local IP

**Value**—Text

<number-active-service-session> —Number of active service sessions

**Value**—Integer in the range -2147483648–2147483647

<number-active-user-session> —Number of active user sessions

**Value**—Integer in the range -2147483648–2147483647

<number-of-AAR> —AAR messages received

**Value**—Integer in the range -2147483648–2147483647

<number-of-ACR> —ACR messages received

**Value**—Integer in the range -2147483648–2147483647

<number-of-ASR-attempt> —ASR messages attempted

**Value**—Integer in the range -2147483648–2147483647

<number-of-SRQ-attempt> —SRQ messages attempted

**Value**—Integer in the range -2147483648–2147483647

<number-of-SRQ-received> —SRQ messages received

**Value**—Integer in the range -2147483648–2147483647

<number-of-STR> —STR messages received

**Value**—Integer in the range -2147483648–2147483647

<number-of-activation-notified-AAR> —Activation notified AAR messages received

**Value**—Integer in the range -2147483648–2147483647

<number-of-address-auth-AAR> —Address authorization AAR messages received

**Value**—Integer in the range -2147483648–2147483647

<number-of-deactivation-notified-AAR> —Deactivation notified AAR messages received

**Value**—Integer in the range -2147483648–2147483647

<number-of-initial-AAR> —Initial provisioning AAR messages received

**Value**—Integer in the range -2147483648–2147483647

<number-of-policy-add-PPR-attempt> —Policy-Add PPR messages attempted

**Value**—Integer in the range -2147483648–2147483647

<number-of-policy-remove-PPR-attempt> —Policy-Remove PPR messages attempted

**Value**—Integer in the range -2147483648–2147483647

<number-of-sap> —Number of SAP

**Value**—Integer in the range -2147483648–2147483647

<number-of-secondary-AAR> —Secondary provisioning AAR messages received

**Value**—Integer in the range -2147483648–2147483647

<number-of-send-failed-ASR> —Failure-Notified ASR messages sent

**Value**—Integer in the range -2147483648–2147483647

<number-of-send-failed-PPR> —Failure-Notified PPR messages sent

**Value**—Integer in the range -2147483648–2147483647

<number-of-send-failed-SRQ> —Failure-Notified SRQ messages sent

**Value**—Integer in the range -2147483648–2147483647

<number-of-sent-ASR> —ASR messages sent

**Value**—Integer in the range -2147483648–2147483647

<number-of-sent-PPR> —PPR messages sent

**Value**—Integer in the range -2147483648–2147483647

<number-of-sent-SRQ> —SRQ messages sent

**Value**—Integer in the range -2147483648–2147483647

<number-of-service-interim-ACR> —Service-Interim ACR messages received

**Value**—Integer in the range -2147483648–2147483647

<number-of-service-start-ACR> —Service-Start ACR messages received

**Value**—Integer in the range -2147483648–2147483647

<number-of-service-stop-ACR> —Service-Stop ACR messages received

**Value**—Integer in the range -2147483648–2147483647

<number-of-sync-AAR> —Synchronization AAR messages received

**Value**—Integer in the range -2147483648–2147483647

<number-of-user-interim-ACR> —User-Interim ACR messages received

**Value**—Integer in the range -2147483648–2147483647

<number-of-user-start-ACR> —User-Start ACR messages received

**Value**—Integer in the range -2147483648–2147483647

<number-of-user-stop-ACR> —User-Stop ACR messages received

**Value**—Integer in the range -2147483648–2147483647

<router-name> —Device name

**Value**—Text

<router-type> —Device type

**Value**—Text

<session-factory> —SessionFactory

[session-factory](#)

<session-store-details> —SessionStoreDetails

[session-store-details](#)

<state> —State

**Value**—Text

## Style

### brief

<router-name>

### detail

<active-peers>

<last-connection-update-time>

<length-of-job-queue>

<local-ip>

<number-active-service-session>

<number-active-user-session>

<number-of-AAR>

<number-of-ACR>

<number-of-ASR-attempt>

<number-of-SRQ-attempt>

<number-of-SRQ-received>

<number-of-STR>

<number-of-activation-notified-AAR>

<number-of-address-auth-AAR>

<number-of-deactivation-notified-AAR>

<number-of-initial-AAR>

<number-of-policy-add-PPR-attempt>

<number-of-policy-remove-PPR-attempt>  
<number-of-sap>  
<number-of-secondary-AAR>  
<number-of-send-failed-ASR>  
<number-of-send-failed-PPR>  
<number-of-send-failed-SRQ>  
<number-of-sent-ASR>  
<number-of-sent-PPR>  
<number-of-sent-SRQ>  
<number-of-service-interim-ACR>  
<number-of-service-start-ACR>  
<number-of-service-stop-ACR>  
<number-of-sync-AAR>  
<number-of-user-interim-ACR>  
<number-of-user-start-ACR>  
<number-of-user-stop-ACR>  
<router-name>  
<router-type>  
<session-factory>  
<session-store-details>  
<state>

# <SAE-license>

## Usage

```
<SAE-license xmlns="http://xml.juniper.net/sdx/SAE-license">
  <allocate-threshold> allocate-threshold </allocate-threshold>
  <creation-time> creation-time </creation-time>
  <license-limitation> license-limitation </license-limitation>
  <license-type> license-type </license-type>
  <release-threshold> release-threshold </release-threshold>
  <time-next-renew> time-next-renew </time-next-renew>
  <vr-name> vr-name </vr-name>
</SAE-license>
```

## Contents

<allocate-threshold> —Allocate threshold

**Value**—Integer in the range -2147483648–2147483647

<creation-time> —Time stamp of last update

**Value**—Text

<license-limitation> —Granted amount

**Value**—Integer in the range -2147483648–2147483647

<license-type> —License type

**Value**—Text

<release-threshold> —Release threshold

**Value**—Integer in the range -2147483648–2147483647

<time-next-renew> —Time of next renew

**Value**—Text

<vr-name> —Device name

**Value**—Text

## Style

### brief

<vr-name>

### detail

<allocate-threshold>

<creation-time>

<license-limitation>

<license-type>

<release-threshold>

<time-next-renew>

<vr-name>



# <SS-file-details>

## Usage

```
<SS-file-details xmlns="http://xml.juniper.net/sdx/SS-file-details">
  <get-live-size> get-live-size </get-live-size>
  <get-modified-time> get-modified-time </get-modified-time>
  <get-name> get-name </get-name>
  <get-size> get-size </get-size>
</SS-file-details>
```

## Contents

<get-live-size> —LiveSessions Size(KB)

**Value**—Text

<get-modified-time> —Last Modified Time

**Value**—Text

<get-name> —Name

**Value**—Text

<get-size> —Size(KB)

**Value**—Text

## Style

### detail

```
<get-live-size>
<get-modified-time>
<get-name>
<get-size>
```

# <XDR-state-synchronizer>

## Usage

```
<XDR-state-synchronizer xmlns="http://xml.juniper.net/sdx/XDR-state-synchronizer">
  <end-time> end-time </end-time>
  <num-post-sync-jobs-created> num-post-sync-jobs-created </num-post-sync-jobs-created>
  <num-sync-ctxs> num-sync-ctxs </num-sync-ctxs>
  <router-name> router-name </router-name>
  <start-time> start-time </start-time>
</XDR-state-synchronizer>
```

## Contents

<end-time> —End time

**Value**—Text

<num-post-sync-jobs-created> —Number of post-sync jobs

**Value**—Integer in the range -2147483648–2147483647

<num-sync-ctxs> —Number of synched contexts

**Value**—Integer in the range -2147483648–2147483647

<router-name> —Device name

**Value**—Text

<start-time> —Start time

**Value**—Text

# <accounting-data>

## Usage

```
<accounting-data xmlns="http://xml.juniper.net/sdx/accounting-data">
  <bytes-from-user> bytes-from-user </bytes-from-user>
  <bytes-to-user> bytes-to-user </bytes-to-user>
  <ipv6-bytes-from-user> ipv6-bytes-from-user </ipv6-bytes-from-user>
  <ipv6-bytes-to-user> ipv6-bytes-to-user </ipv6-bytes-to-user>
  <ipv6-packets-from-user> ipv6-packets-from-user </ipv6-packets-from-user>
  <ipv6-packets-to-user> ipv6-packets-to-user </ipv6-packets-to-user>
  <packets-from-user> packets-from-user </packets-from-user>
  <packets-to-user> packets-to-user </packets-to-user>
</accounting-data>
```

## Contents

<bytes-from-user> —Bytes from user

**Value**—Integer in the range -9223372036854775808–9223372036854775807

<bytes-to-user> —Bytes to user

**Value**—Integer in the range -9223372036854775808–9223372036854775807

<ipv6-bytes-from-user> —Ipv6 Bytes from user

**Value**—Integer in the range -9223372036854775808–9223372036854775807

<ipv6-bytes-to-user> —Ipv6 Bytes to user

**Value**—Integer in the range -9223372036854775808–9223372036854775807

<ipv6-packets-from-user> —Ipv6 Packets from user

**Value**—Integer in the range -9223372036854775808–9223372036854775807

<ipv6-packets-to-user> —Ipv6 Packets to user

**Value**—Integer in the range -9223372036854775808–9223372036854775807

<packets-from-user> —Packets from user

**Value**—Integer in the range -9223372036854775808–9223372036854775807

<packets-to-user> —Packets to user

**Value**—Integer in the range -9223372036854775808–9223372036854775807

# <auth-profile>

## Usage

```
<auth-profile xmlns="http://xml.juniper.net/sdx/auth-profile">  
  <login-name> login-name </login-name>  
  <password> password </password>  
  <user-domain-name> user-domain-name </user-domain-name>  
  <user-id> user-id </user-id>  
</auth-profile>
```

## Contents

<login-name> —User login name

**Value**—Text

<password> —User password

**Value**—Text

<user-domain-name> —User domain name

**Value**—Text

<user-id> —User ID

**Value**—Text

# <default-ICC>

## Usage

```
<default-ICC xmlns="http://xml.juniper.net/sdx/default-ICC">
  <broadcast-address> broadcast-address </broadcast-address>
  <calling-station-id> calling-station-id </calling-station-id>
  <if-alias> if-alias </if-alias>
  <if-desc> if-desc </if-desc>
  <if-index> if-index </if-index>
  <interface-name> interface-name </interface-name>
  <interface-speed> interface-speed </interface-speed>
  <interface-type> interface-type </interface-type>
  <ip-address> ip-address </ip-address>
  <ip-mask> ip-mask </ip-mask>
  <local-qos-profiles> local-qos-profiles </local-qos-profiles>
  <local-tunnel-inet-address> local-tunnel-inet-address </local-tunnel-inet-address>
  <mtu> mtu </mtu>
  <nas-ip> nas-ip </nas-ip>
  <nas-port> nas-port </nas-port>
  <nas-port-id> nas-port-id </nas-port-id>
  <ppp-login-name> ppp-login-name </ppp-login-name>
  <radius-class> radius-class </radius-class>
  <remote-tunnel-inet-address> remote-tunnel-inet-address </remote-tunnel-inet-address>
  <service-bundle> service-bundle </service-bundle>
  <session-id> session-id </session-id>
  <user-ip-address> user-ip-address </user-ip-address>
  <virtual-router-name> virtual-router-name </virtual-router-name>
  <vpn-id> vpn-id </vpn-id>
</default-ICC>
```

## Contents

<broadcast-address> —Broadcast address

**Value**—IP address

<calling-station-id> —Calling Station Id

**Value**—Text

<if-alias> —Interface alias

**Value**—Text

<if-desc> —Interface description

**Value**—Text

<if-index> —Interface index

**Value**—Integer in the range -2147483648–2147483647

<interface-name> —Interface name

**Value**—Text

<interface-speed> —Interface speed

**Value**—Integer in the range -9223372036854775808–9223372036854775807

<interface-type> —Interface type

<ip-address> —Ip address

**Value**—IP address

<ip-mask> —Ip mask

**Value**—Integer in the range -2147483648–2147483647

<local-qos-profiles> —Local Qos Profiles

**Value**—Text

<local-tunnel-inet-address> —Local Tunnel Inet

**Value**—IP address

<mtu> —MTU

**Value**—Integer in the range -2147483648–2147483647

<nas-ip> —NAS ip

**Value**—IP address

<nas-port> —NAS Port

**Value**—Integer in the range -2147483648–2147483647

<nas-port-id> —NAS port id

**Value**—Text

<ppp-login-name> —PPP login name

**Value**—Text

<radius-class> —Radius class

**Value**—Text

<remote-tunnel-inet-address> —Remote Tunnel Inet

**Value**—IP address

<service-bundle> —Service bundle

**Value**—Text

<session-id> —Session id

**Value**—Text

<user-ip-address> —User ip address

**Value**—IP address

<virtual-router-name> —Device name

**Value**—Text

<vpn-id> —VPN Id

**Value**—Text

## Style

### brief

<interface-name>

<virtual-router-name>



**detail**

<broadcast-address>  
<calling-station-id>  
<if-alias>  
<if-desc>  
<if-index>  
<interface-name>  
<interface-speed>  
<interface-type>  
<ip-address>  
<ip-mask>  
<local-qos-profiles>  
<local-tunnel-inet-address>  
<mtu>  
<nas-ip>  
<nas-port>  
<nas-port-id>  
<ppp-login-name>  
<remote-tunnel-inet-address>  
<service-bundle>  
<session-id>  
<user-ip-address>  
<virtual-router-name>  
<vpn-id>

# <dhcp-option>

## Usage

```
<dhcp-option xmlns="http://xml.juniper.net/sdx/dhcp-option">  
  <value> value </value>  
</dhcp-option>
```

## Contents

<value>

**Value**—Text

# <dhcp-packet>

## Usage

```
<dhcp-packet xmlns="http://xml.juniper.net/sdx/dhcp-packet">  
  <dhcp-option xmlns="http://xml.juniper.net/sdx/dhcp-option"> ... </dhcp-option>  
  <relay-agent-address> relay-agent-address </relay-agent-address>  
</dhcp-packet>
```

## Contents

<dhcp-option>

Multiple tag: can occur zero or more times.

[dhcp-option](#)

<relay-agent-address> —Relay Agent address

# <directory-statistics>

## Usage

```
<directory-statistics xmlns="http://xml.juniper.net/sdx/directory-statistics">
  <number-service-profiles-read> number-service-profiles-read </number-service-profiles-read>
  <number-service-profiles-written> number-service-profiles-written </number-service-profiles-written>
  <number-services-read> number-services-read </number-services-read>
  <number-services-written> number-services-written </number-services-written>
  <number-users-read> number-users-read </number-users-read>
  <number-users-written> number-users-written </number-users-written>
</directory-statistics>
```

## Contents

<number-service-profiles-read> —Subscriptions read

**Value**—Integer in the range -2147483648–2147483647

<number-service-profiles-written> —Subscriptions written

**Value**—Integer in the range -2147483648–2147483647

<number-services-read> —Services read

**Value**—Integer in the range -2147483648–2147483647

<number-services-written> —Services written

**Value**—Integer in the range -2147483648–2147483647

<number-users-read> —Users read

**Value**—Integer in the range -2147483648–2147483647

<number-users-written> —Users written

**Value**—Integer in the range -2147483648–2147483647

# <dmi-router-driver>

## Usage

```
<dmi-router-driver xmlns="http://xml.juniper.net/sdx/dmi-router-driver">
  <class-name> class-name </class-name>
  <driver-role> driver-role </driver-role>
  <job-queue-size> job-queue-size </job-queue-size>
  <local-ip> local-ip </local-ip>
  <number-active-service-session> number-active-service-session </number-active-service-session>
  <number-active-user-session> number-active-user-session </number-active-user-session>
  <number-of-notifications> number-of-notifications </number-of-notifications>
  <number-of-pap> number-of-pap </number-of-pap>
  <number-of-processed-added> number-of-processed-added </number-of-processed-added>
  <number-of-processed-changed> number-of-processed-changed </number-of-processed-changed>
  <number-of-processed-deleted> number-of-processed-deleted </number-of-processed-deleted>
  <number-of-provisioning-attempt> number-of-provisioning-attempt </number-of-provisioning-attempt>
  <number-of-provisioning-attempt-failed> number-of-provisioning-attempt-failed </number-of-provisioning-
attempt-failed>
  <number-of-sap> number-of-sap </number-of-sap>
  <router-ip> router-ip </router-ip>
  <router-name> router-name </router-name>
  <router-type> router-type </router-type>
  <router-version> router-version </router-version>
  <session-store-details xmlns="http://xml.juniper.net/sdx/session-store-details"> ... </session-store-details>
  <start-time> start-time </start-time>
  <transport-router> transport-router </transport-router>
</dmi-router-driver>
```

## Contents

<class-name> —Device driver

**Value**—Text

<driver-role> —Device role

**Value**—Text

<job-queue-size> —Job queue size

**Value**—Integer in the range -2147483648–2147483647

<local-ip> —Local IP

**Value**—Text

<number-active-service-session> —Number of active service sessions

**Value**—Integer in the range -2147483648–2147483647

<number-active-user-session> —Number of active user sessions

**Value**—Integer in the range -2147483648–2147483647

<number-of-notifications> —Number of notifications

**Value**—Integer in the range -2147483648–2147483647

<number-of-pap> —Number of PAP

**Value**—Integer in the range -2147483648–2147483647

<number-of-processed-added> —Number of processed added

**Value**—Integer in the range -2147483648–2147483647

<number-of-processed-changed> —Number of processed changed

**Value**—Integer in the range -2147483648–2147483647

<number-of-processed-deleted> —Number of processed deleted

**Value**—Integer in the range -2147483648–2147483647

<number-of-provisioning-attempt> —Number of provisioning attempt

**Value**—Integer in the range -2147483648–2147483647

<number-of-provisioning-attempt-failed> —Number of provisioning attempt failed

**Value**—Integer in the range -2147483648–2147483647

<number-of-sap> —Number of SAP

**Value**—Integer in the range -2147483648–2147483647

<router-ip> —Device IP

**Value**—Text

<router-name> —Device name

**Value**—Text

<router-type> —Device type

**Value**—Text

<router-version> —Device version

**Value**—Text

<session-store-details> —SessionStoreDetails

[session-store-details](#)

<start-time> —Start time

**Value**—Text

<transport-router> —TransportRouter

**Value**—Text

## Style

### brief

<router-name>

### detail

<class-name>

<driver-role>

<job-queue-size>

<local-ip>

<number-active-service-session>

<number-active-user-session>

<number-of-notifications>

<number-of-pap>

<number-of-processed-added>

<number-of-processed-changed>

<number-of-processed-deleted>

<number-of-provisioning-attempt>

<number-of-provisioning-attempt-failed>

<number-of-sap>  
<router-ip>  
<router-name>  
<router-type>  
<router-version>  
<session-store-details>  
<start-time>  
<transport-router>



# <floating-context>

## Usage

```
<floating-context xmlns="http://xml.juniper.net/sdx/floating-context">
  <num-provisioning-objects-left-to-collect> num-provisioning-objects-left-to-collect </num-provisioning-objects-
left-to-collect>
  <session-factory xmlns="http://xml.juniper.net/sdx/session-factory"> ... </session-factory>
  <total-num-provisioning-objects-to-collect> total-num-provisioning-objects-to-collect </total-num-provisioning-
objects-to-collect>
</floating-context>
```

## Contents

<num-provisioning-objects-left-to-collect> —Number of provisioning objects left to collect

**Value**—Integer in the range -2147483648–2147483647

<session-factory> —SessionFactory

[session-factory](#)

<total-num-provisioning-objects-to-collect> —Total number of provisioning objects to collect

**Value**—Integer in the range -2147483648–2147483647

# <generic>

## Usage

```
<generic xmlns="http://xml.juniper.net/sdx/generic">  
  <generic-class> generic-class </generic-class>  
</generic>
```

## Contents

<generic-class>

# <hotstandby-info>

## Usage

```
<hotstandby-info xmlns="http://xml.juniper.net/sdx/hotstandby-info">  
  <primary-hotstandby-info xmlns="http://xml.juniper.net/sdx/primary-hotstandby-info"> ... </primary-hotstandby-info>  
    <role> role </role>  
  <secondary-hotstandby-info xmlns="http://xml.juniper.net/sdx/secondary-hotstandby-info"> ... </secondary-hotstandby-info>  
</hotstandby-info>
```

## Contents

<primary-hotstandby-info>

[primary-hotstandby-info](#)

<role> —Device role

<secondary-hotstandby-info>

[secondary-hotstandby-info](#)

# <interface-classification-context>

## Usage

```
<interface-classification-context xmlns="http://xml.juniper.net/sdx/interface-classification-context">  
  <default-ICC xmlns="http://xml.juniper.net/sdx/default-ICC"> ... </default-ICC>  
</interface-classification-context>
```

## Contents

<default-ICC>

[default-ICC](#)

# <interfaces>

## Usage

```
<interfaces xmlns="http://xml.juniper.net/sdx/interfaces">  
  <service-activation-point xmlns="http://xml.juniper.net/sdx/service-activation-point"> ... </service-activation-point>  
</interfaces>
```

## Contents

<service-activation-point>

Multiple tag: can occur zero or more times.  
[service-activation-point](#)

## Style

### brief

<service-activation-point>

### detail

<service-activation-point>

# <job-queue>

## Usage

```
<job-queue xmlns="http://xml.juniper.net/sdx/job-queue">
  <age> age </age>
  <avg-job-time> avg-job-time </avg-job-time>
  <number-jobs-dequeued> number-jobs-dequeued </number-jobs-dequeued>
  <number-jobs-queued> number-jobs-queued </number-jobs-queued>
  <size> size </size>
</job-queue>
```

## Contents

<age> —Age (ms)

**Value**—Integer in the range -9223372036854775808–9223372036854775807

<avg-job-time> —Average job time (ms)

**Value**—Integer in the range -9223372036854775808–9223372036854775807

<number-jobs-dequeued> —Total dequeued

**Value**—Integer in the range -2147483648–2147483647

<number-jobs-queued> —Total enqueued

**Value**—Integer in the range -2147483648–2147483647

<size> —Size

**Value**—Integer in the range -2147483648–2147483647

# <junos-e-XDR-router-driver>

## Usage

```
<junos-e-XDR-router-driver xmlns="http://xml.juniper.net/sdx/junos-e-XDR-router-driver">
  <XDR-state-synchronizer xmlns="http://xml.juniper.net/sdx/XDR-state-synchronizer"> ... </XDR-state-synchronizer>
  <floating-context xmlns="http://xml.juniper.net/sdx/floating-context"> ... </floating-context>
  <number-active-service-session> number-active-service-session </number-active-service-session>
  <number-active-user-session> number-active-user-session </number-active-user-session>
</junos-e-XDR-router-driver>
```

## Contents

<XDR-state-synchronizer>

[XDR-state-synchronizer](#)

<floating-context>

[floating-context](#)

<number-active-service-session> —Number of active service sessions

**Value**—Integer in the range -2147483648–2147483647

<number-active-user-session> —Number of active user sessions

**Value**—Integer in the range -2147483648–2147483647

# <junos-e-base-driver>

## Usage

```
<junos-e-base-driver xmlns="http://xml.juniper.net/sdx/junos-e-base-driver">
  <dormant-device-timeout> dormant-device-timeout </dormant-device-timeout>
  <is-dormant> is-dormant </is-dormant>
  <job-queue xmlns="http://xml.juniper.net/sdx/job-queue"> ... </job-queue>
  <junos-e-XDR-router-driver xmlns="http://xml.juniper.net/sdx/junos-e-XDR-router-driver"> ... </junos-e-XDR-
router-driver>
  <junos-e-router-driver xmlns="http://xml.juniper.net/sdx/junos-e-router-driver"> ... </junos-e-router-driver>
  <local-ip> local-ip </local-ip>
  <number-active-service-session> number-active-service-session </number-active-service-session>
  <number-active-user-session> number-active-user-session </number-active-user-session>
  <number-of-interface-added> number-of-interface-added </number-of-interface-added>
  <number-of-interface-changed> number-of-interface-changed </number-of-interface-changed>
  <number-of-interface-deleted> number-of-interface-deleted </number-of-interface-deleted>
  <number-of-notifications> number-of-notifications </number-of-notifications>
  <number-of-outstanding-decisions> number-of-outstanding-decisions </number-of-outstanding-decisions>
  <number-of-pap> number-of-pap </number-of-pap>
  <number-of-provisioning-attempt> number-of-provisioning-attempt </number-of-provisioning-attempt>
  <number-of-provisioning-attempt-failed> number-of-provisioning-attempt-failed </number-of-provisioning-
attempt-failed>
  <number-of-sap> number-of-sap </number-of-sap>
  <router-ip> router-ip </router-ip>
  <router-name> router-name </router-name>
  <router-type> router-type </router-type>
  <router-version> router-version </router-version>
  <session-store-details xmlns="http://xml.juniper.net/sdx/session-store-details"> ... </session-store-details>
  <start-time> start-time </start-time>
  <transport-router> transport-router </transport-router>
</junos-e-base-driver>
```

## Contents

<dormant-device-timeout> —Cached driver expiration

**Value**—Integer in the range -2147483648–2147483647

<is-dormant> —Device is dormant

**Value**—Boolean

<job-queue> —Job Queue

[job-queue](#)



<junos-e-XDR-router-driver>

[junos-e-XDR-router-driver](#)

<junos-e-router-driver>

[junos-e-router-driver](#)

<local-ip> —Local IP

**Value**—Text

<number-active-service-session> —Number of active service sessions

**Value**—Integer in the range -2147483648–2147483647

<number-active-user-session> —Number of active user sessions

**Value**—Integer in the range -2147483648–2147483647

<number-of-interface-added> —Number of processed added

**Value**—Integer in the range -2147483648–2147483647

<number-of-interface-changed> —Number of processed changed

**Value**—Integer in the range -2147483648–2147483647

<number-of-interface-deleted> —Number of processed deleted

**Value**—Integer in the range -2147483648–2147483647

<number-of-notifications> —Number of notifications

**Value**—Integer in the range -2147483648–2147483647

<number-of-outstanding-decisions> —Number of outstanding decisions

**Value**—Integer in the range -2147483648–2147483647

<number-of-pap> —Number of PAP

**Value**—Integer in the range -2147483648–2147483647

<number-of-provisioning-attempt> —Number of provisioning attempt

**Value**—Integer in the range -2147483648–2147483647

<number-of-provisioning-attempt-failed> —Number of provisioning attempt failed

**Value**—Integer in the range -2147483648–2147483647

<number-of-sap> —Number of SAP

**Value**—Integer in the range -2147483648–2147483647

<router-ip> —Device IP

**Value**—Text

<router-name> —Device name

**Value**—Text

<router-type> —Device type

**Value**—Text

<router-version> —Device version

**Value**—Text

<session-store-details> —SessionStoreDetails

[session-store-details](#)

<start-time> —Start time

**Value**—Text

<transport-router> —TransportRouter

**Value**—Text

## Style

**brief**

<router-name>

**detail**

<dormant-device-timeout>  
<is-dormant>  
<job-queue>  
<junos-e-XDR-router-driver>  
<junos-e-router-driver>  
<local-ip>  
<number-active-service-session>  
<number-active-user-session>  
<number-of-interface-added>  
<number-of-interface-changed>  
<number-of-interface-deleted>  
<number-of-notifications>  
<number-of-outstanding-decisions>  
<number-of-pap>  
<number-of-provisioning-attempt>  
<number-of-provisioning-attempt-failed>  
<number-of-sap>  
<router-ip>  
<router-name>  
<router-type>  
<router-version>  
<session-store-details>  
<start-time>  
<transport-router>

# <junos-e-router-driver>

## Usage

```
<junos-e-router-driver xmlns="http://xml.juniper.net/sdx/junos-e-router-driver">  
  <hotstandby-info xmlns="http://xml.juniper.net/sdx/hotstandby-info"> ... </hotstandby-info>  
  <policy-shared-ctx xmlns="http://xml.juniper.net/sdx/policy-shared-ctx"> ... </policy-shared-ctx>  
  <state-synchronizer xmlns="http://xml.juniper.net/sdx/state-synchronizer"> ... </state-synchronizer>  
</junos-e-router-driver>
```

## Contents

<hotstandby-info>

[hotstandby-info](#)

<policy-shared-ctx>

[policy-shared-ctx](#)

<state-synchronizer>

[state-synchronizer](#)

# <junos-e-sap>

## Usage

```
<junos-e-sap xmlns="http://xml.juniper.net/sdx/junos-e-sap">
  <interface-classification-context xmlns="http://xml.juniper.net/sdx/interface-classification-context"> ... </interface-
classification-context>
  <provisioning-set xmlns="http://xml.juniper.net/sdx/provisioning-set"> ... </provisioning-set>
  <router-name> router-name </router-name>
  <user-session xmlns="http://xml.juniper.net/sdx/user-session"> ... </user-session>
</junos-e-sap>
```

## Contents

<interface-classification-context>

[interface-classification-context](#)

<provisioning-set>

Multiple tag: can occur zero or more times.

[provisioning-set](#)

<router-name> —Device name

**Value**—Text

<user-session>

Multiple tag: can occur zero or more times.

[user-session](#)

## Style

### brief

<interface-classification-context>

### detail

<interface-classification-context>

<provisioning-set>

<user-session>

# <junos-router-driver>

## Usage

```
<junos-router-driver xmlns="http://xml.juniper.net/sdx/junos-router-driver">
  <class-name> class-name </class-name>
  <job-queue-size> job-queue-size </job-queue-size>
  <local-ip> local-ip </local-ip>
  <number-active-service-session> number-active-service-session </number-active-service-session>
  <number-active-user-session> number-active-user-session </number-active-user-session>
  <number-of-notifications> number-of-notifications </number-of-notifications>
  <number-of-pap> number-of-pap </number-of-pap>
  <number-of-processed-added> number-of-processed-added </number-of-processed-added>
  <number-of-processed-changed> number-of-processed-changed </number-of-processed-changed>
  <number-of-processed-deleted> number-of-processed-deleted </number-of-processed-deleted>
  <number-of-provisioning-attempt> number-of-provisioning-attempt </number-of-provisioning-attempt>
  <number-of-provisioning-attempt-failed> number-of-provisioning-attempt-failed </number-of-provisioning-
attempt-failed>
  <number-of-sap> number-of-sap </number-of-sap>
  <router-ip> router-ip </router-ip>
  <router-name> router-name </router-name>
  <router-type> router-type </router-type>
  <router-version> router-version </router-version>
  <session-store-details xmlns="http://xml.juniper.net/sdx/session-store-details"> ... </session-store-details>
  <start-time> start-time </start-time>
  <state-synchronizer xmlns="http://xml.juniper.net/sdx/state-synchronizer"> ... </state-synchronizer>
  <transaction-manager xmlns="http://xml.juniper.net/sdx/transaction-manager"> ... </transaction-manager>
  <transport-router> transport-router </transport-router>
</junos-router-driver>
```

## Contents

<class-name> —Device type

**Value**—Text

<job-queue-size> —Job queue size

**Value**—Integer in the range -2147483648–2147483647

<local-ip> —Local IP

**Value**—Text

<number-active-service-session> —Number of active service sessions

**Value**—Integer in the range -2147483648–2147483647

<number-active-user-session> —Number of active user sessions

**Value**—Integer in the range -2147483648–2147483647

<number-of-notifications> —Number of notifications

**Value**—Integer in the range -2147483648–2147483647

<number-of-pap> —Number of PAP

**Value**—Integer in the range -2147483648–2147483647

<number-of-processed-added> —Number of processed added

**Value**—Integer in the range -2147483648–2147483647

<number-of-processed-changed> —Number of processed changed

**Value**—Integer in the range -2147483648–2147483647

<number-of-processed-deleted> —Number of processed deleted

**Value**—Integer in the range -2147483648–2147483647

<number-of-provisioning-attempt> —Number of provisioning attempt

**Value**—Integer in the range -2147483648–2147483647

<number-of-provisioning-attempt-failed> —Number of provisioning attempt failed

**Value**—Integer in the range -2147483648–2147483647

<number-of-sap> —Number of SAP

**Value**—Integer in the range -2147483648–2147483647

<router-ip> —Device IP

**Value**—Text

<router-name> —Device name

**Value**—Text

<router-type> —Device type

**Value**—Text

<router-version> —Device version

**Value**—Text

<session-store-details> —SessionStoreDetails

[session-store-details](#)

<start-time> —Start time

**Value**—Text

<state-synchronizer>

[state-synchronizer](#)

<transaction-manager>

[transaction-manager](#)

<transport-router> —TransportRouter

**Value**—Text

## Style

### brief

<router-name>

### detail

<class-name>

<job-queue-size>

<local-ip>

<number-active-service-session>

<number-active-user-session>

<number-of-notifications>

<number-of-pap>



<number-of-processed-added>  
<number-of-processed-changed>  
<number-of-processed-deleted>  
<number-of-provisioning-attempt>  
<number-of-provisioning-attempt-failed>  
<number-of-sap>  
<router-ip>  
<router-name>  
<router-type>  
<router-version>  
<session-store-details>  
<start-time>  
<state-synchronizer>  
<transaction-manager>  
<transport-router>

# <junos-service-activation-point>

## Usage

```
<junos-service-activation-point xmlns="http://xml.juniper.net/sdx/junos-service-activation-point">
  <interface-classification-context xmlns="http://xml.juniper.net/sdx/interface-classification-context"> ... </interface-
classification-context>
  <provisioning-set xmlns="http://xml.juniper.net/sdx/provisioning-set"> ... </provisioning-set>
  <router-name> router-name </router-name>
  <user-session xmlns="http://xml.juniper.net/sdx/user-session"> ... </user-session>
</junos-service-activation-point>
```

## Contents

<interface-classification-context>

[interface-classification-context](#)

<provisioning-set>

[provisioning-set](#)

<router-name> —Device name

**Value**—Text

<user-session>

Multiple tag: can occur zero or more times.

[user-session](#)

## Style

### brief

<interface-classification-context>

### detail

<interface-classification-context>

<provisioning-set>

<user-session>

# <license-client-statistics>

## Usage

```
<license-client-statistics xmlns="http://xml.juniper.net/sdx/license-client-statistics">
  <application-type> application-type </application-type>
  <id> id </id>
  <last-request-time> last-request-time </last-request-time>
  <lease-expire-time> lease-expire-time </lease-expire-time>
  <licenses> licenses </licenses>
  <requests> requests </requests>
  <requests-denied> requests-denied </requests-denied>
  <server> server </server>
  <status> status </status>
</license-client-statistics>
```

## Contents

<application-type> —Application type

**Value**—Integer in the range -9223372036854775808–9223372036854775807

<id> —Application ID

**Value**—Integer in the range -9223372036854775808–9223372036854775807

<last-request-time> —Last request time

**Value**—Text

<lease-expire-time> —Lease expire time

**Value**—Text

<licenses> —Licenses

**Value**—Integer in the range -9223372036854775808–9223372036854775807

<requests> —Number of requests

**Value**—Integer in the range -9223372036854775808–9223372036854775807

<requests-denied> —Number of request denied

**Value**—Integer in the range -9223372036854775808–9223372036854775807

<server> —Server

<status> —Status

# <license-manager>

## Usage

```
<license-manager xmlns="http://xml.juniper.net/sdx/license-manager">
  <expiry-date> expiry-date </expiry-date>
  <lic-mode-str> lic-mode-str </lic-mode-str>
  <license-server-state> license-server-state </license-server-state>
  <num-lisenced-service-session> num-lisenced-service-session </num-lisenced-service-session>
  <number-current-users> number-current-users </number-current-users>
  <number-licensed-users> number-licensed-users </number-licensed-users>
</license-manager>
```

## Contents

<expiry-date> —Expiry

**Value**—Text

<lic-mode-str> —Mode

**Value**—Text

<license-server-state> —License server is available

**Value**—Boolean

<num-lisenced-service-session> —Number of licensed service session

**Value**—Integer in the range -9223372036854775808–9223372036854775807

<number-current-users> —Number of current users

**Value**—Integer in the range -9223372036854775808–9223372036854775807

<number-licensed-users> —Number of licensed users

**Value**—Integer in the range -9223372036854775808–9223372036854775807

## Style

**client**

<lic-mode-str>  
<license-server-state>  
<num-licensed-service-session>

### **obsolete**

<lic-mode-str>

### **pilot**

<expiry-date>  
<lic-mode-str>  
<number-current-users>  
<number-licensed-users>

# <licenses>

## Usage

```
<licenses xmlns="http://xml.juniper.net/sdx/licenses">  
  <SAE-license xmlns="http://xml.juniper.net/sdx/SAE-license"> ... </SAE-license>  
</licenses>
```

## Contents

<SAE-license>

Multiple tag: can occur zero or more times.

[SAE-license](#)

## Style

### brief

<SAE-license>

### detail

<SAE-license>

# <mac-cache-data>

## Usage

```
<mac-cache-data xmlns="http://xml.juniper.net/sdx/mac-cache-data">
  <auth-profile xmlns="http://xml.juniper.net/sdx/auth-profile"> ... </auth-profile>
  <intf-name> intf-name </intf-name>
  <mac-address> mac-address </mac-address>
  <persistent-login-profile xmlns="http://xml.juniper.net/sdx/persistent-login-profile"> ... </persistent-login-profile>
  <vr-name> vr-name </vr-name>
</mac-cache-data>
```

## Contents

<auth-profile>

[auth-profile](#)

<intf-name> —Interface name

**Value**—Text

<mac-address> —Mac address

**Value**—Text

<persistent-login-profile>

[persistent-login-profile](#)

<vr-name> —Vr name

**Value**—Text

## Style

### brief

<mac-address>

### detail

<auth-profile>

<intf-name>



<mac-address>  
<persistent-login-profile>  
<vr-name>

# <message-queue>

## Usage

```
<message-queue xmlns="http://xml.juniper.net/sdx/message-queue">  
  <number-replicated-messages> number-replicated-messages </number-replicated-messages>  
  <size> size </size>  
</message-queue>
```

## Contents

<number-replicated-messages> —Number of replicated messages

**Value**—Integer in the range -2147483648–2147483647

<size> —Number of messages in send queue

**Value**—Integer in the range -2147483648–2147483647

# <pcmm-SAP>

## Usage

```
<pcmm-SAP xmlns="http://xml.juniper.net/sdx/pcmm-SAP">
  <interface-classification-context xmlns="http://xml.juniper.net/sdx/interface-classification-context"> ... </interface-
classification-context>
  <provisioning-set xmlns="http://xml.juniper.net/sdx/provisioning-set"> ... </provisioning-set>
  <router-name> router-name </router-name>
  <user-session xmlns="http://xml.juniper.net/sdx/user-session"> ... </user-session>
</pcmm-SAP>
```

## Contents

<interface-classification-context>

[interface-classification-context](#)

<provisioning-set>

[provisioning-set](#)

<router-name> —Device name

**Value**—Text

<user-session>

Multiple tag: can occur zero or more times.

[user-session](#)

## Style

### brief

<interface-classification-context>

### detail

<interface-classification-context>

<provisioning-set>

<user-session>

# <pcmm-router-driver>

## Usage

```
<pcmm-router-driver xmlns="http://xml.juniper.net/sdx/pcmm-router-driver">
  <cmts-name> cmts-name </cmts-name>
  <local-ip> local-ip </local-ip>
  <number-active-service-session> number-active-service-session </number-active-service-session>
  <number-active-user-session> number-active-user-session </number-active-user-session>
  <number-of-pap> number-of-pap </number-of-pap>
  <number-of-sap> number-of-sap </number-of-sap>
  <pdp-group-name> pdp-group-name </pdp-group-name>
  <pdp-ip> pdp-ip </pdp-ip>
  <router-ip> router-ip </router-ip>
  <router-type> router-type </router-type>
  <router-version> router-version </router-version>
  <session-store-details xmlns="http://xml.juniper.net/sdx/session-store-details"> ... </session-store-details>
  <start-time> start-time </start-time>
  <transport-router> transport-router </transport-router>
</pcmm-router-driver>
```

## Contents

<cmts-name> —CMTS name

**Value**—Text

<local-ip> —Local IP

**Value**—Text

<number-active-service-session> —Number of active service sessions

**Value**—Integer in the range -2147483648–2147483647

<number-active-user-session> —Number of active user sessions

**Value**—Integer in the range -2147483648–2147483647

<number-of-pap> —Number of PAP

**Value**—Integer in the range -2147483648–2147483647

<number-of-sap> —Number of SAP

**Value**—Integer in the range -2147483648–2147483647

<pdp-group-name> —PDP Group name

**Value**—Text

<pdp-ip> —Policy Decision Point IP

**Value**—Text

<router-ip> —Device IP

**Value**—Text

<router-type> —Device type

**Value**—Text

<router-version> —Device version

**Value**—Text

<session-store-details> —SessionStoreDetails

[session-store-details](#)

<start-time> —Start time

**Value**—Text

<transport-router> —TransportRouter

**Value**—Text

## Style

### brief

<pdp-group-name>

### detail

<cmts-name>

<local-ip>

<number-active-service-session>  
<number-active-user-session>  
<number-of-pap>  
<number-of-sap>  
<pdp-group-name>  
<pdp-ip>  
<router-ip>  
<router-type>  
<router-version>  
<session-store-details>  
<start-time>  
<transport-router>

# <persistent-login-profile>

## Usage

```
<persistent-login-profile xmlns="http://xml.juniper.net/sdx/persistent-login-profile">
  <auto-subscriptions> auto-subscriptions </auto-subscriptions>
  <descr> descr </descr>
  <load-subscriptions> load-subscriptions </load-subscriptions>
  <login-name> login-name </login-name>
  <user-dn> user-dn </user-dn>
  <user-password> user-password </user-password>
</persistent-login-profile>
```

## Contents

<auto-subscriptions> —AutoSubscriptions

**Value**—Text

<descr> —Description

**Value**—Text

<load-subscriptions> —LoadSubscriptions

**Value**—Text

<login-name> —User login name

**Value**—Text

<user-dn> —User DN

**Value**—Text

<user-password> —User password

**Value**—Text

# <policy-management-statistics>

## Usage

```
<policy-management-statistics xmlns="http://xml.juniper.net/sdx/policy-management-statistics">
  <average-time-interface-classifier-modifications> average-time-interface-classifier-modifications </average-time-
interface-classifier-modifications>
  <average-time-policy-group-modifications> average-time-policy-group-modifications </average-time-policy-
group-modifications>
  <number-default-policy-decisions> number-default-policy-decisions </number-default-policy-decisions>
  <number-errors> number-errors </number-errors>
  <number-interface-classifier-modifications> number-interface-classifier-modifications </number-interface-
classifier-modifications>
  <number-policy-group-modifications> number-policy-group-modifications </number-policy-group-modifications>
  <number-policy-groups-loaded> number-policy-groups-loaded </number-policy-groups-loaded>
  <number-service-policy-decisions> number-service-policy-decisions </number-service-policy-decisions>
  <pdp-label> pdp-label </pdp-label>
  <pe-label> pe-label </pe-label>
  <sor-label> sor-label </sor-label>
</policy-management-statistics>
```

## Contents

<average-time-interface-classifier-modifications> —Average time for processing interface classifier modification

**Value**—Integer in the range -2147483648–2147483647

<average-time-policy-group-modifications> —Average time for processing policy group modification

**Value**—Integer in the range -2147483648–2147483647

<number-default-policy-decisions> —Total number of default policy decisions

**Value**—Integer in the range -2147483648–2147483647

<number-errors> —Total number of errors

**Value**—Integer in the range -2147483648–2147483647

<number-interface-classifier-modifications> —Total number of interface classifier modifications

**Value**—Integer in the range -2147483648–2147483647

<number-policy-group-modifications> —Total number of policy group modifications



**Value**—Integer in the range -2147483648–2147483647

<number-policy-groups-loaded> —Current total number of policy groups loaded

**Value**—Integer in the range -2147483648–2147483647

<number-service-policy-decisions> —Total number of service policy decisions

**Value**—Integer in the range -2147483648–2147483647

<pdp-label> —Policy Management Type

<pe-label> —Policy Management Type

<sor-label> —Policy Management Type

# <policy-shared-ctx>

## Usage

```
<policy-shared-ctx xmlns="http://xml.juniper.net/sdx/policy-shared-ctx">
  <num-provisioning-objects-left-to-collect> num-provisioning-objects-left-to-collect </num-provisioning-objects-
left-to-collect>
  <session-factory xmlns="http://xml.juniper.net/sdx/session-factory"> ... </session-factory>
  <total-num-provisioning-objects-to-collect> total-num-provisioning-objects-to-collect </total-num-provisioning-
objects-to-collect>
</policy-shared-ctx>
```

## Contents

<num-provisioning-objects-left-to-collect> —Number of provisioning objects left to collect

**Value**—Integer in the range -2147483648–2147483647

<session-factory> —SessionFactory

[session-factory](#)

<total-num-provisioning-objects-to-collect> —Total number of provisioning objects to collect

**Value**—Integer in the range -2147483648–2147483647

# <primary-hotstandby-info>

## Usage

```
<primary-hotstandby-info xmlns="http://xml.juniper.net/sdx/primary-hotstandby-info">  
  <connection-time> connection-time </connection-time>  
  <replicator xmlns="http://xml.juniper.net/sdx/replicator"> ... </replicator>  
  <secondary-address> secondary-address </secondary-address>  
  <secondary-state> secondary-state </secondary-state>  
</primary-hotstandby-info>
```

## Contents

<connection-time> —Hot-standby connection time

**Value**—Text

<replicator>

[replicator](#)

<secondary-address> —Hot-standby secondary address

<secondary-state> —Hot-standby secondary state

# <process-statistics>

## Usage

```
<process-statistics xmlns="http://xml.juniper.net/sdx/process-statistics">  
  <heap> heap </heap>  
  <heap-limit> heap-limit </heap-limit>  
  <number-threads> number-threads </number-threads>  
  <up-time> up-time </up-time>  
</process-statistics>
```

## Contents

<heap> —Heap in use

<heap-limit> —Heap limit

<number-threads> —Threads

**Value**—Integer in the range -2147483648–2147483647

<up-time> —Up time

# <radius-client-statistics>

## Usage

```
<radius-client-statistics xmlns="http://xml.juniper.net/sdx/radius-client-statistics">
  <acc-client-bad-authenticators> acc-client-bad-authenticators </acc-client-bad-authenticators>
  <acc-client-malformed-responses> acc-client-malformed-responses </acc-client-malformed-responses>
  <acc-client-packets-dropped> acc-client-packets-dropped </acc-client-packets-dropped>
  <acc-client-pending-requests> acc-client-pending-requests </acc-client-pending-requests>
  <acc-client-requests> acc-client-requests </acc-client-requests>
  <acc-client-responses> acc-client-responses </acc-client-responses>
  <acc-client-retransmissions> acc-client-retransmissions </acc-client-retransmissions>
  <acc-client-round-trip-time> acc-client-round-trip-time </acc-client-round-trip-time>
  <acc-client-timeouts> acc-client-timeouts </acc-client-timeouts>
  <acc-client-unknown-types> acc-client-unknown-types </acc-client-unknown-types>
  <acc-ip-and-port> acc-ip-and-port </acc-ip-and-port>
  <auth-client-access-accepts> auth-client-access-accepts </auth-client-access-accepts>
  <auth-client-access-challenges> auth-client-access-challenges </auth-client-access-challenges>
  <auth-client-access-rejects> auth-client-access-rejects </auth-client-access-rejects>
  <auth-client-access-requests> auth-client-access-requests </auth-client-access-requests>
  <auth-client-access-retransmissions> auth-client-access-retransmissions </auth-client-access-retransmissions>
  <auth-client-bad-authenticators> auth-client-bad-authenticators </auth-client-bad-authenticators>
  <auth-client-malformed-access-responses> auth-client-malformed-access-responses </auth-client-malformed-
access-responses>
  <auth-client-packets-dropped> auth-client-packets-dropped </auth-client-packets-dropped>
  <auth-client-pending-requests> auth-client-pending-requests </auth-client-pending-requests>
  <auth-client-round-trip-time> auth-client-round-trip-time </auth-client-round-trip-time>
  <auth-client-timeouts> auth-client-timeouts </auth-client-timeouts>
  <auth-client-unknown-types> auth-client-unknown-types </auth-client-unknown-types>
  <auth-ip-and-port> auth-ip-and-port </auth-ip-and-port>
</radius-client-statistics>
```

## Contents

<acc-client-bad-authenticators> —Bad authenticator responses

<acc-client-malformed-responses> —Malformed responses

<acc-client-packets-dropped> —Dropped responses

<acc-client-pending-requests> —Pending requests

<acc-client-requests> —Requests

<acc-client-responses> —Responses

<acc-client-retransmissions> —Retransmissions

<acc-client-round-trip-time> —Round trip time (rolling average)

<acc-client-timeouts> —Timeouts

<acc-client-unknown-types> —Unknown type responses

<acc-ip-and-port> —Server IP and port

<auth-client-access-accepts> —Accept responses

<auth-client-access-challenges> —Challenge responses

<auth-client-access-rejects> —Reject responses

<auth-client-access-requests> —Access requests

<auth-client-access-retransmissions> —Retransmissions

<auth-client-bad-authenticators> —Bad authenticator responses

<auth-client-malformed-access-responses> —Malformed responses

<auth-client-packets-dropped> —Dropped responses

<auth-client-pending-requests> —Pending requests

<auth-client-round-trip-time> —Round trip time (rolling average)

<auth-client-timeouts> —Timeouts

<auth-client-unknown-types> —Unknown type responses

<auth-ip-and-port> —Server IP and port

## Style

### brief

<acc-ip-and-port>  
<auth-ip-and-port>

### detail

<acc-client-bad-authenticators>  
<acc-client-malformed-responses>  
<acc-client-packets-dropped>  
<acc-client-pending-requests>  
<acc-client-requests>  
<acc-client-responses>  
<acc-client-retransmissions>  
<acc-client-round-trip-time>  
<acc-client-timeouts>  
<acc-client-unknown-types>  
<acc-ip-and-port>  
<auth-client-access-accepts>  
<auth-client-access-challenges>  
<auth-client-access-rejects>  
<auth-client-access-requests>  
<auth-client-access-retransmissions>  
<auth-client-bad-authenticators>  
<auth-client-malformed-access-responses>  
<auth-client-packets-dropped>  
<auth-client-pending-requests>  
<auth-client-round-trip-time>  
<auth-client-timeouts>  
<auth-client-unknown-types>  
<auth-ip-and-port>

# <radius-statistics>

## Usage

```
<radius-statistics xmlns="http://xml.juniper.net/sdx/radius-statistics">
  <radius-acc-client-invalid-server-addresses> radius-acc-client-invalid-server-addresses </radius-acc-client-invalid-server-addresses>
  <radius-auth-client-invalid-server-addresses> radius-auth-client-invalid-server-addresses </radius-auth-client-invalid-server-addresses>
  <radius-client-identifier> radius-client-identifier </radius-client-identifier>
</radius-statistics>
```

## Contents

<radius-acc-client-invalid-server-addresses> —Accounting ACKs from unrecognized IP

**Value**—Integer in the range -2147483648–2147483647

<radius-auth-client-invalid-server-addresses> —Authentication ACKs from unrecognized IP

**Value**—Integer in the range -2147483648–2147483647

<radius-client-identifier> —Radius client ID



# <registrations>

## Usage

```
<registrations xmlns="http://xml.juniper.net/sdx/registrations">  
  <mac-cache-data xmlns="http://xml.juniper.net/sdx/mac-cache-data"> ... </mac-cache-data>  
</registrations>
```

## Contents

<mac-cache-data>

Multiple tag: can occur zero or more times.

[mac-cache-data](#)

## Style

### brief

<mac-cache-data>

### detail

<mac-cache-data>

# <replicator>

## Usage

```
<replicator xmlns="http://xml.juniper.net/sdx/replicator">  
  <is-reliable-replication> is-reliable-replication </is-reliable-replication>  
  <message-queue xmlns="http://xml.juniper.net/sdx/message-queue"> ... </message-queue>  
</replicator>
```

## Contents

<is-reliable-replication> —Reliable replication mode

**Value**—Boolean

<message-queue>

[message-queue](#)

# <router-common-statistics>

## Usage

```
<router-common-statistics xmlns="http://xml.juniper.net/sdx/router-common-statistics">
  <number-close-requests> number-close-requests </number-close-requests>
  <number-connections-accepted> number-connections-accepted </number-connections-accepted>
  <number-current-connections> number-current-connections </number-current-connections>
  <number-open-requests> number-open-requests </number-open-requests>
  <server-address> server-address </server-address>
  <server-port> server-port </server-port>
  <time-since-last-redirect> time-since-last-redirect </time-since-last-redirect>
  <type-str> type-str </type-str>
</router-common-statistics>
```

## Contents

<number-close-requests> —Number of close requests

**Value**—Integer in the range -2147483648–2147483647

<number-connections-accepted> —Number of connections accepted

**Value**—Integer in the range -2147483648–2147483647

<number-current-connections> —Number of current connections

**Value**—Integer in the range -2147483648–2147483647

<number-open-requests> —Number of open requests

**Value**—Integer in the range -2147483648–2147483647

<server-address> —Server address

<server-port> —Server port

**Value**—Integer in the range -2147483648–2147483647

<time-since-last-redirect> —Time since last redirect

**Value**—Integer in the range -2147483648–2147483647

<type-str> —Driver type

# <router-driver>

## Usage

```
<router-driver xmlns="http://xml.juniper.net/sdx/router-driver">
  <AAA-router-driver xmlns="http://xml.juniper.net/sdx/AAA-router-driver"> ... </AAA-router-driver>
  <Gx-router-driver xmlns="http://xml.juniper.net/sdx/Gx-router-driver"> ... </Gx-router-driver>
  <ISE-router-driver xmlns="http://xml.juniper.net/sdx/ISE-router-driver"> ... </ISE-router-driver>
  <dmi-router-driver xmlns="http://xml.juniper.net/sdx/dmi-router-driver"> ... </dmi-router-driver>
  <junos-e-base-driver xmlns="http://xml.juniper.net/sdx/junos-e-base-driver"> ... </junos-e-base-driver>
  <junos-router-driver xmlns="http://xml.juniper.net/sdx/junos-router-driver"> ... </junos-router-driver>
  <pcmm-router-driver xmlns="http://xml.juniper.net/sdx/pcmm-router-driver"> ... </pcmm-router-driver>
  <role> role </role>
  <router-name> router-name </router-name>
  <router-type> router-type </router-type>
  <session-store-details xmlns="http://xml.juniper.net/sdx/session-store-details"> ... </session-store-details>
  <sim-router-driver xmlns="http://xml.juniper.net/sdx/sim-router-driver"> ... </sim-router-driver>
  <status> status </status>
</router-driver>
```

## Contents

<AAA-router-driver>

[AAA-router-driver](#)

<Gx-router-driver>

[Gx-router-driver](#)

<ISE-router-driver>

[ISE-router-driver](#)

<dmi-router-driver>

[dmi-router-driver](#)

<junos-e-base-driver>

[junos-e-base-driver](#)

<junos-router-driver>

[junos-router-driver](#)

<pcmm-router-driver>

[pcmm-router-driver](#)

<role> —Device role

**Value**—Text

<router-name> —Device name

**Value**—Text

<router-type> —Device type

**Value**—Text

<session-store-details> —SessionStoreDetails

[session-store-details](#)

<sim-router-driver>

[sim-router-driver](#)

<status> —Device status

**Value**—Text

## Style

### brief

<role>  
 <router-name>  
 <router-type>  
 <session-store-details>  
 <status>

### detail

<AAA-router-driver>  
 <Gx-router-driver>  
 <ISE-router-driver>  
 <dmi-router-driver>

<junos-e-base-driver>  
<junos-router-driver>  
<pcmm-router-driver>  
<sim-router-driver>

# <router-statistics>

## Usage

```
<router-statistics xmlns="http://xml.juniper.net/sdx/router-statistics">
  <add-notification-handle-time> add-notification-handle-time </add-notification-handle-time>
  <chg-notification-handle-time> chg-notification-handle-time </chg-notification-handle-time>
  <del-notification-handle-time> del-notification-handle-time </del-notification-handle-time>
  <fail-over-ip> fail-over-ip </fail-over-ip>
  <fail-over-port> fail-over-port </fail-over-port>
  <job-queue-age> job-queue-age </job-queue-age>
  <job-queue-time> job-queue-time </job-queue-time>
  <msg-handle-time> msg-handle-time </msg-handle-time>
  <name> name </name>
  <number-active-service-session> number-active-service-session </number-active-service-session>
  <number-active-user-session> number-active-user-session </number-active-user-session>
  <number-add-notification-recv> number-add-notification-recv </number-add-notification-recv>
  <number-chg-notification-recv> number-chg-notification-recv </number-chg-notification-recv>
  <number-del-notification-recv> number-del-notification-recv </number-del-notification-recv>
  <number-jobs-added> number-jobs-added </number-jobs-added>
  <number-jobs-removed> number-jobs-removed </number-jobs-removed>
  <number-managed-interfaces> number-managed-interfaces </number-managed-interfaces>
  <number-msg-errors> number-msg-errors </number-msg-errors>
  <number-msg-sent> number-msg-sent </number-msg-sent>
  <number-msg-timeouts> number-msg-timeouts </number-msg-timeouts>
  <number-unmanaged-interfaces> number-unmanaged-interfaces </number-unmanaged-interfaces>
  <number-user-sessions-established> number-user-sessions-established </number-user-sessions-established>
  <number-user-sessions-removed> number-user-sessions-removed </number-user-sessions-removed>
  <router-type> router-type </router-type>
  <up-time> up-time </up-time>
  <use-failover-server> use-failover-server </use-failover-server>
</router-statistics>
```

## Contents

<add-notification-handle-time> —Add notification handle time

**Value**—Integer in the range -2147483648–2147483647

<chg-notification-handle-time> —Change notification handle time

**Value**—Integer in the range -2147483648–2147483647

<del-notification-handle-time> —Delete notification handle time

**Value**—Integer in the range -2147483648–2147483647

<fail-over-ip> —Failover IP

<fail-over-port> —Failover port

**Value**—Integer in the range -2147483648–2147483647

<job-queue-age> —Job queue age

**Value**—Integer in the range -2147483648–2147483647

<job-queue-time> —Job queue time

**Value**—Integer in the range -2147483648–2147483647

<msg-handle-time> —Handle message time

**Value**—Integer in the range -2147483648–2147483647

<name> —Client ID

<number-active-service-session> —Number of active service sessions

**Value**—Integer in the range -2147483648–2147483647

<number-active-user-session> —Number of active user sessions

**Value**—Integer in the range -2147483648–2147483647

<number-add-notification-recv> —Number of add notifications

**Value**—Integer in the range -2147483648–2147483647

<number-chg-notification-recv> —Number of change notifications

**Value**—Integer in the range -2147483648–2147483647

<number-del-notification-recv> —Number of delete notifications

**Value**—Integer in the range -2147483648–2147483647

<number-jobs-added> —Number of added jobs

**Value**—Integer in the range -2147483648–2147483647



<number-jobs-removed> —Number of removed jobs

**Value**—Integer in the range -2147483648–2147483647

<number-managed-interfaces> —Number of managed interfaces

**Value**—Integer in the range -2147483648–2147483647

<number-msg-errors> —Number of message errors

**Value**—Integer in the range -2147483648–2147483647

<number-msg-sent> —Number message send

**Value**—Integer in the range -2147483648–2147483647

<number-msg-timeouts> —Number of message timeouts

**Value**—Integer in the range -2147483648–2147483647

<number-unmanaged-interfaces> —Number of unmanaged interfaces

**Value**—Integer in the range -2147483648–2147483647

<number-user-sessions-established> —Number of user session established

**Value**—Integer in the range -2147483648–2147483647

<number-user-sessions-removed> —Number of user session removed

**Value**—Integer in the range -2147483648–2147483647

<router-type> —Device type

<up-time> —Up time

**Value**—Integer in the range -2147483648–2147483647

<use-failover-server> —Using failover server

**Value**—Boolean

## Style

### brief

<name>

### detail

<add-notification-handle-time>  
 <chg-notification-handle-time>  
 <del-notification-handle-time>  
 <fail-over-ip>  
 <fail-over-port>  
 <job-queue-age>  
 <job-queue-time>  
 <msg-handle-time>  
 <name>  
 <number-active-service-session>  
 <number-active-user-session>  
 <number-add-notification-recv>  
 <number-chg-notification-recv>  
 <number-del-notification-recv>  
 <number-jobs-added>  
 <number-jobs-removed>  
 <number-managed-interfaces>  
 <number-msg-errors>  
 <number-msg-sent>  
 <number-msg-timeouts>  
 <number-unmanaged-interfaces>  
 <number-user-sessions-established>  
 <number-user-sessions-removed>  
 <router-type>  
 <up-time>  
 <use-failover-server>

### terse

<name>  
 <number-managed-interfaces>  
 <number-unmanaged-interfaces>  
 <router-type>

# <route<rs>

## Usage

```
<route<rs xmlns="http://xml.juniper.net/sdx/route<rs">  
  <router-driver xmlns="http://xml.juniper.net/sdx/router-driver"> ... </router-driver>  
</route<rs>
```

## Contents

<router-driver>

Multiple tag: can occur zero or more times.  
[router-driver](#)

## Style

### brief

<router-driver>

### detail

<router-driver>

# <secondary-hotstandby-info>

## Usage

```
<secondary-hotstandby-info xmlns="http://xml.juniper.net/sdx/secondary-hotstandby-info">  
  <initial-state-dump> initial-state-dump </initial-state-dump>  
</secondary-hotstandby-info>
```

## Contents

<initial-state-dump> —Initial state dump status

# <service>

## Usage

```
<service xmlns="http://xml.juniper.net/sdx/service">
  <activation-errors> activation-errors </activation-errors>
  <activations> activations </activations>
  <attributes> attributes </attributes>
  <deactivations> deactivations </deactivations>
  <name> name </name>
  <num-currently-active> num-currently-active </num-currently-active>
</service>
```

## Contents

<activation-errors> —Number of activation errors

**Value**—Integer in the range -2147483648–2147483647

<activations> —Number of activations

**Value**—Integer in the range -2147483648–2147483647

<attributes> —Service attributes

**Value**—Text

<deactivations> —Number of deactivations

**Value**—Integer in the range -2147483648–2147483647

<name> —service-name

**Value**—Text

<num-currently-active> —Number of currently active sessions

**Value**—Integer in the range -2147483648–2147483647

## Style

**brief**

<name>  
<num-currently-active>

## **detail**

<activation-errors>  
<activations>  
<attributes>  
<deactivations>  
<name>  
<num-currently-active>

# <service-activation-point>

## Usage

```
<service-activation-point xmlns="http://xml.juniper.net/sdx/service-activation-point">
  <interface-name> interface-name </interface-name>
  <junos-e-sap xmlns="http://xml.juniper.net/sdx/junos-e-sap"> ... </junos-e-sap>
  <junos-service-activation-point xmlns="http://xml.juniper.net/sdx/junos-service-activation-point"> ... </junos-
service-activation-point>
  <pcmm-SAP xmlns="http://xml.juniper.net/sdx/pcmm-SAP"> ... </pcmm-SAP>
  <router-name> router-name </router-name>
  <sim-SAP xmlns="http://xml.juniper.net/sdx/sim-SAP"> ... </sim-SAP>
</service-activation-point>
```

## Contents

<interface-name> —Interface name

**Value**—Text

<junos-e-sap>

[junos-e-sap](#)

<junos-service-activation-point>

[junos-service-activation-point](#)

<pcmm-SAP>

[pcmm-SAP](#)

<router-name> —Device name

**Value**—Text

<sim-SAP>

[sim-SAP](#)

## Style

**brief**

<interface-name>

<router-name>

## **detail**

<junos-e-sap>

<junos-service-activation-point>

<pcmm-SAP>

<sim-SAP>



# <service-profile>

## Usage

```
<service-profile xmlns="http://xml.juniper.net/sdx/service-profile">  
  <attributes> attributes </attributes>  
  <subscription-name> subscription-name </subscription-name>  
</service-profile>
```

## Contents

<attributes> —Subscription LDAP attributes

**Value**—Text

<subscription-name> —Subscription name

**Value**—Text

# <service-session>

## Usage

```
<service-session xmlns="http://xml.juniper.net/sdx/service-session">
  <accounting-data xmlns="http://xml.juniper.net/sdx/accounting-data"> ... </accounting-data>
  <date-start-time> date-start-time </date-start-time>
  <interim-time> interim-time </interim-time>
  <properties> properties </properties>
  <provisioning-set xmlns="http://xml.juniper.net/sdx/provisioning-set"> ... </provisioning-set>
  <radius-session-id> radius-session-id </radius-session-id>
  <reply-messages> reply-messages </reply-messages>
  <service-name> service-name </service-name>
  <service-session-3gpp-attributes xmlns="http://xml.juniper.net/sdx/service-session-3gpp-attributes"> ... </service-session-3gpp-attributes>
  <service-session-attributes xmlns="http://xml.juniper.net/sdx/service-session-attributes"> ... </service-session-attributes>
  <session-name> session-name </session-name>
  <subscription-name> subscription-name </subscription-name>
  <version> version </version>
</service-session>
```

## Contents

<accounting-data> —Accounting info

[accounting-data](#)

<date-start-time> —Start time

<interim-time> —Interim Time

**Value**—Integer in the range -9223372036854775808–9223372036854775807

<properties> —Session Properties

**Value**—Text

<provisioning-set>

Multiple tag: can occur zero or more times.

[provisioning-set](#)

<radius-session-id> —RADIUS session ID

**Value**—Text

<reply-messages> —Reply Messages

**Value**—Text

<service-name> —Service name

**Value**—Text

<service-session-3gpp-attributes> —Service Session 3gpp Attributes

Multiple tag: can occur zero or more times.

[service-session-3gpp-attributes](#)

<service-session-attributes> —Service Session Attributes

[service-session-attributes](#)

<session-name> —Session Name

**Value**—Text

<subscription-name> —Subscription Name

**Value**—Text

<version> —Service Session Version

**Value**—Integer in the range -2147483648–2147483647

# <service-session-3gpp-attributes>

## Usage

```
<service-session-3gpp-attributes xmlns="http://xml.juniper.net/sdx/service-session-3gpp-attributes">
  <auto-deactivate-on-threshold> auto-deactivate-on-threshold </auto-deactivate-on-threshold>
  <rating-group> rating-group </rating-group>
  <service-identifier> service-identifier </service-identifier>
  <usage-monitoring-info-for-grant-in-octets> usage-monitoring-info-for-grant-in-octets </usage-monitoring-info-
for-grant-in-octets>
  <usage-monitoring-info-for-grant-out-octets> usage-monitoring-info-for-grant-out-octets </usage-monitoring-info-
for-grant-out-octets>
  <usage-monitoring-info-for-grant-total-octets> usage-monitoring-info-for-grant-total-octets </usage-monitoring-
info-for-grant-total-octets>
</service-session-3gpp-attributes>
```

## Contents

<auto-deactivate-on-threshold> —Auto Deactivate On Threshold

**Value**—Boolean

<rating-group> —Rating Group

**Value**—Integer in the range -9223372036854775808–9223372036854775807

<service-identifier> —Service Identifier

**Value**—Integer in the range -9223372036854775808–9223372036854775807

<usage-monitoring-info-for-grant-in-octets> —Usage Monitoring Information of GrantIn Octets

**Value**—Integer in the range -9223372036854775808–9223372036854775807

<usage-monitoring-info-for-grant-out-octets> —Usage Monitoring Information of GrantOut Octets

**Value**—Integer in the range -9223372036854775808–9223372036854775807

<usage-monitoring-info-for-grant-total-octets> —Usage Monitoring Information of GrantTotal Octets

**Value**—Integer in the range -9223372036854775808–9223372036854775807

# <service-session-attributes>

## Usage

```
<service-session-attributes xmlns="http://xml.juniper.net/sdx/service-session-attributes">
  <downstream-bandwidth> downstream-bandwidth </downstream-bandwidth>
  <session-tag> session-tag </session-tag>
  <session-timeout> session-timeout </session-timeout>
  <session-volume-quota> session-volume-quota </session-volume-quota>
  <subscription-username> subscription-username </subscription-username>
  <substitutions> substitutions </substitutions>
  <upstream-bandwidth> upstream-bandwidth </upstream-bandwidth>
  <version> version </version>
</service-session-attributes>
```

## Contents

<downstream-bandwidth> —Downstream Bandwidth

**Value**—Integer in the range -2147483648–2147483647

<session-tag> —Session Tag

**Value**—Text

<session-timeout> —Session Timeout

**Value**—Integer in the range -2147483648–2147483647

<session-volume-quota> —Session volume quota

**Value**—Text

<subscription-username> —Subscription username

**Value**—Text

<substitutions> —Substitutions

**Value**—Text

<upstream-bandwidth> —Upstream Bandwidth

**Value**—Integer in the range -2147483648–2147483647

<version> —Attributes Version

**Value**—Integer in the range -2147483648–2147483647

# <services>

## Usage

```
<services xmlns="http://xml.juniper.net/sdx/services">  
  <service xmlns="http://xml.juniper.net/sdx/service"> ... </service>  
</services>
```

## Contents

<service>

Multiple tag: can occur zero or more times.

[service](#)

## Style

### brief

<service>

### detail

<service>

# <session-factory>

## Usage

```
<session-factory xmlns="http://xml.juniper.net/sdx/session-factory">
  <background-restoration-end-time> background-restoration-end-time </background-restoration-end-time>
  <background-restoration-start-time> background-restoration-start-time </background-restoration-start-time>
  <num-interface-sessions> num-interface-sessions </num-interface-sessions>
  <num-invalid-interface-sessions> num-invalid-interface-sessions </num-invalid-interface-sessions>
  <num-invalid-service-sessions> num-invalid-service-sessions </num-invalid-service-sessions>
  <num-invalid-user-sessions> num-invalid-user-sessions </num-invalid-user-sessions>
  <num-service-sessions> num-service-sessions </num-service-sessions>
  <num-user-sessions> num-user-sessions </num-user-sessions>
  <num-user-sessions-restored-background> num-user-sessions-restored-background </num-user-sessions-restored-
background>
  <router-name> router-name </router-name>
</session-factory>
```

## Contents

<background-restoration-end-time> —Background restoration end time

**Value**—Text

<background-restoration-start-time> —Background restoration start time

**Value**—Text

<num-interface-sessions> —Number recovered interface sessions

**Value**—Integer in the range -2147483648–2147483647

<num-invalid-interface-sessions> —Number invalid interface sessions

**Value**—Integer in the range -2147483648–2147483647

<num-invalid-service-sessions> —Number invalid service sessions

**Value**—Integer in the range -2147483648–2147483647

<num-invalid-user-sessions> —Number invalid subscriber sessions

**Value**—Integer in the range -2147483648–2147483647

<num-service-sessions> —Number recovered service sessions



**Value**—Integer in the range -2147483648–2147483647

<num-user-sessions> —Number recovered subscriber sessions

**Value**—Integer in the range -2147483648–2147483647

<num-user-sessions-restored-background> —Number subscriber sessions restored in background

**Value**—Integer in the range -2147483648–2147483647

<router-name> —Device name

**Value**—Text

# <session-store-details>

## Usage

```
<session-store-details xmlns="http://xml.juniper.net/sdx/session-store-details">
  <SS-file-details xmlns="http://xml.juniper.net/sdx/SS-file-details"> ... </SS-file-details>
  <current-usage-ratio> current-usage-ratio </current-usage-ratio>
  <session-store-status> session-store-status </session-store-status>
  <status-last-update-time> status-last-update-time </status-last-update-time>
</session-store-details>
```

## Contents

<SS-file-details> —SessionStoreFiles

Multiple tag: can occur zero or more times.

[SS-file-details](#)

<current-usage-ratio> —Current Usage Ratio

**Value**—Text

<session-store-status> —Session Store Status

**Value**—Text

<status-last-update-time> —Status Last Update Time

**Value**—Text

## Style

### brief

```
<session-store-status>
<status-last-update-time>
```

### detail

```
<SS-file-details>
<current-usage-ratio>
<session-store-status>
<status-last-update-time>
```

# <session-store-stats>

## Usage

```
<session-store-stats xmlns="http://xml.juniper.net/sdx/session-store-stats">
  <all-comm-syncs-time> all-comm-syncs-time </all-comm-syncs-time>
  <all-flushs-time> all-flushs-time </all-flushs-time>
  <all-local-syncs-bytes> all-local-syncs-bytes </all-local-syncs-bytes>
  <all-local-syncs-num-files> all-local-syncs-num-files </all-local-syncs-num-files>
  <all-local-syncs-time> all-local-syncs-time </all-local-syncs-time>
  <all-ops-time> all-ops-time </all-ops-time>
  <all-rots-bytes> all-rots-bytes </all-rots-bytes>
  <all-rots-ops> all-rots-ops </all-rots-ops>
  <all-rots-time> all-rots-time </all-rots-time>
  <all-snaps-num-keys> all-snaps-num-keys </all-snaps-num-keys>
  <all-snaps-time> all-snaps-time </all-snaps-time>
  <all-update-remotes-time> all-update-remotes-time </all-update-remotes-time>
  <last-report-time> last-report-time </last-report-time>
  <num-comm-syncs> num-comm-syncs </num-comm-syncs>
  <num-flushs> num-flushs </num-flushs>
  <num-local-syncs> num-local-syncs </num-local-syncs>
  <num-ops> num-ops </num-ops>
  <num-rots> num-rots </num-rots>
  <num-snaps> num-snaps </num-snaps>
  <num-update-remotes> num-update-remotes </num-update-remotes>
  <report-interval> report-interval </report-interval>
  <start-ops-time> start-ops-time </start-ops-time>
</session-store-stats>
```

## Contents

<all-comm-syncs-time> —Time for All Community Synchronizations

**Value**—Text

<all-flushs-time> —Time for All Flushes

**Value**—Text

<all-local-syncs-bytes> —Bytes for All Local Synchronizations

**Value**—Text

<all-local-syncs-num-files> —Number of All Local Synchronized Files

**Value**—Text

<all-local-syncs-time> —Time for All Local Synchronizations

**Value**—Text

<all-ops-time> —Time for All Operations

**Value**—Text

<all-rots-bytes> —Bytes for All Rotations

**Value**—Text

<all-rots-ops> —All Rotated Operations

**Value**—Text

<all-rots-time> —Time for All Rotations

**Value**—Text

<all-snaps-num-keys> —Number of Keys for All Snapshots

**Value**—Text

<all-snaps-time> —Time for All Snapshots

**Value**—Text

<all-update-remotes-time> —Time for All Remote Updates

**Value**—Text

<last-report-time> —Last Report Time

**Value**—Text

<num-comm-syncs> —Number of Community Synchronizations

**Value**—Text

<num-flushs> —Number of Flushes

**Value**—Text

<num-local-syncs> —Number of Local Synchronizations

**Value**—Text

<num-ops> —Number of Operations

**Value**—Text

<num-rots> —Number of Rotations

**Value**—Text

<num-snaps> —Number of Snapshots

**Value**—Text

<num-update-remotes> —Number of Remote Updates

**Value**—Text

<report-interval> —Report Interval

**Value**—Text

<start-ops-time> —Operations Start Time

**Value**—Text

# <sessions-statistics>

## Usage

```
<sessions-statistics xmlns="http://xml.juniper.net/sdx/sessions-statistics">
  <number-logins> number-logins </number-logins>
  <number-logouts> number-logouts </number-logouts>
  <number-service-activations> number-service-activations </number-service-activations>
  <number-service-deactivations> number-service-deactivations </number-service-deactivations>
  <number-service-idle-timeout> number-service-idle-timeout </number-service-idle-timeout>
  <number-service-session-timeout> number-service-session-timeout </number-service-session-timeout>
  <number-service-sessions> number-service-sessions </number-service-sessions>
  <number-user-sessions> number-user-sessions </number-user-sessions>
</sessions-statistics>
```

## Contents

<number-logins> —Logins (includes sync. and static IP portal logins)

**Value**—Integer in the range -2147483648–2147483647

<number-logouts> —Logouts

**Value**—Integer in the range -2147483648–2147483647

<number-service-activations> —Service sessions started

**Value**—Integer in the range -2147483648–2147483647

<number-service-deactivations> —Service sessions stopped

**Value**—Integer in the range -2147483648–2147483647

<number-service-idle-timeout> —Service session idle timeouts

**Value**—Integer in the range -2147483648–2147483647

<number-service-session-timeout> —Service session timeouts

**Value**—Integer in the range -2147483648–2147483647

<number-service-sessions> —Current service sessions

**Value**—Integer in the range -2147483648–2147483647

<number-user-sessions> —Current user sessions

**Value**—Integer in the range -2147483648–2147483647

# <sim-SAP>

## Usage

```
<sim-SAP xmlns="http://xml.juniper.net/sdx/sim-SAP">
  <interface-classification-context xmlns="http://xml.juniper.net/sdx/interface-classification-context"> ... </interface-
classification-context>
  <provisioning-set xmlns="http://xml.juniper.net/sdx/provisioning-set"> ... </provisioning-set>
  <router-name> router-name </router-name>
  <user-session xmlns="http://xml.juniper.net/sdx/user-session"> ... </user-session>
</sim-SAP>
```

## Contents

<interface-classification-context>

[interface-classification-context](#)

<provisioning-set>

[provisioning-set](#)

<router-name> —Device name

**Value**—Text

<user-session>

Multiple tag: can occur zero or more times.

[user-session](#)

## Style

### brief

<interface-classification-context>

### detail

<interface-classification-context>

<provisioning-set>

<user-session>



# <sim-router-driver>

## Usage

```
<sim-router-driver xmlns="http://xml.juniper.net/sdx/sim-router-driver">
  <local-ip> local-ip </local-ip>
  <number-active-service-session> number-active-service-session </number-active-service-session>
  <number-active-user-session> number-active-user-session </number-active-user-session>
  <number-of-sap> number-of-sap </number-of-sap>
  <router-ip> router-ip </router-ip>
  <router-name> router-name </router-name>
  <router-type> router-type </router-type>
  <router-version> router-version </router-version>
  <session-factory xmlns="http://xml.juniper.net/sdx/session-factory"> ... </session-factory>
  <session-store-details xmlns="http://xml.juniper.net/sdx/session-store-details"> ... </session-store-details>
  <transport-router> transport-router </transport-router>
</sim-router-driver>
```

## Contents

<local-ip> —Local IP

**Value**—Text

<number-active-service-session> —Number of active service sessions

**Value**—Integer in the range -2147483648–2147483647

<number-active-user-session> —Number of active user sessions

**Value**—Integer in the range -2147483648–2147483647

<number-of-sap> —Number of SAP

**Value**—Integer in the range -2147483648–2147483647

<router-ip> —Device IP

**Value**—Text

<router-name> —Device name

**Value**—Text

<router-type> —Device type

**Value**—Text

<router-version> —Device version

**Value**—Text

<session-factory> —SessionFactory

[session-factory](#)

<session-store-details> —SessionStoreDetails

[session-store-details](#)

<transport-router> —TransportRouter

**Value**—Text

## Style

### brief

<router-name>

### detail

<local-ip>  
 <number-active-service-session>  
 <number-active-user-session>  
 <number-of-sap>  
 <router-ip>  
 <router-name>  
 <router-type>  
 <router-version>  
 <session-factory>  
 <session-store-details>  
 <transport-router>

# <state-synchronizer>

## Usage

```
<state-synchronizer xmlns="http://xml.juniper.net/sdx/state-synchronizer">
  <end-time> end-time </end-time>
  <fast-resync-status> fast-resync-status </fast-resync-status>
  <num-post-sync-jobs-created> num-post-sync-jobs-created </num-post-sync-jobs-created>
  <num-sync-ctxs> num-sync-ctxs </num-sync-ctxs>
  <router-name> router-name </router-name>
  <start-time> start-time </start-time>
</state-synchronizer>
```

## Contents

<end-time> —End time

**Value**—Text

<fast-resync-status> —Fast resync

**Value**—Text

<num-post-sync-jobs-created> —Number of post-sync jobs

**Value**—Integer in the range -2147483648–2147483647

<num-sync-ctxs> —Number of synched contexts

**Value**—Integer in the range -2147483648–2147483647

<router-name> —Device name

**Value**—Text

<start-time> —Start time

**Value**—Text

# <statistics>

## Usage

```
<statistics xmlns="http://xml.juniper.net/sdx/statistics">  
  <data> data </data>  
</statistics>
```

## Contents

<data>

**Value**—Text

## Style

### brief

<data>

### detail

<data>

# <statistics-set>

## Usage

```
<statistics-set xmlns="http://xml.juniper.net/sdx/statistics-set">
  <radius-client-statistics xmlns="http://xml.juniper.net/sdx/radius-client-statistics"> ... </radius-client-statistics>
  <router-common-statistics xmlns="http://xml.juniper.net/sdx/router-common-statistics"> ... </router-common-statistics>
  <router-statistics xmlns="http://xml.juniper.net/sdx/router-statistics"> ... </router-statistics>
</statistics-set>
```

## Contents

<radius-client-statistics>

Multiple tag: can occur zero or more times.  
[radius-client-statistics](#)

<router-common-statistics>

Multiple tag: can occur zero or more times.  
[router-common-statistics](#)

<router-statistics>

Multiple tag: can occur zero or more times.  
[router-statistics](#)

## Style

### brief

```
<radius-client-statistics>
<router-common-statistics>
<router-statistics>
```

### detail

```
<radius-client-statistics>
<router-common-statistics>
<router-statistics>
```

### terse

```
<radius-client-statistics>
<router-common-statistics>
```

<router-statistics>

# <thread-group-wrapper>

## Usage

```
<thread-group-wrapper xmlns="http://xml.juniper.net/sdx/thread-group-wrapper">
  <active-count> active-count </active-count>
  <active-group-count> active-group-count </active-group-count>
  <max-priority> max-priority </max-priority>
  <name> name </name>
  <thread-wrapper xmlns="http://xml.juniper.net/sdx/thread-wrapper"> ... </thread-wrapper>
</thread-group-wrapper>
```

## Contents

<active-count> —Active threads

**Value**—Integer in the range -2147483648–2147483647

<active-group-count> —Active groups

**Value**—Integer in the range -2147483648–2147483647

<max-priority> —Max priority

**Value**—Integer in the range -2147483648–2147483647

<name> —Thread group name

**Value**—Text

<thread-wrapper>

Multiple tag: can occur zero or more times.

[thread-wrapper](#)

# <thread-wrapper>

## Usage

```
<thread-wrapper xmlns="http://xml.juniper.net/sdx/thread-wrapper">  
  <is-daemon> is-daemon </is-daemon>  
  <name> name </name>  
  <priority> priority </priority>  
</thread-wrapper>
```

## Contents

<is-daemon> —Daemon thread

**Value**—Boolean

<name> —Thread name

**Value**—Text

<priority> —Priority

**Value**—Integer in the range -2147483648–2147483647



# <transaction-manager>

## Usage

```
<transaction-manager xmlns="http://xml.juniper.net/sdx/transaction-manager">  
  <queue-size> queue-size </queue-size>  
  <router-name> router-name </router-name>  
</transaction-manager>
```

## Contents

<queue-size> —Transaction queue size

**Value**—Integer in the range -2147483648–2147483647

<router-name> —Device name

**Value**—Text

# <user-classification-context>

## Usage

```
<user-classification-context xmlns="http://xml.juniper.net/sdx/user-classification-context">
  <calling-station-id> calling-station-id </calling-station-id>
  <dhcp-packet xmlns="http://xml.juniper.net/sdx/dhcp-packet"> ... </dhcp-packet>
  <domain-name> domain-name </domain-name>
  <if-alias> if-alias </if-alias>
  <if-desc> if-desc </if-desc>
  <interface-name> interface-name </interface-name>
  <interface-type> interface-type </interface-type>
  <local-tunnel-inet-address> local-tunnel-inet-address </local-tunnel-inet-address>
  <login-name> login-name </login-name>
  <login-type> login-type </login-type>
  <mac-address> mac-address </mac-address>
  <nas-ip> nas-ip </nas-ip>
  <nas-port> nas-port </nas-port>
  <nas-port-id> nas-port-id </nas-port-id>
  <primary-user-name> primary-user-name </primary-user-name>
  <property-set> property-set </property-set>
  <radius-class> radius-class </radius-class>
  <remote-tunnel-inet-address> remote-tunnel-inet-address </remote-tunnel-inet-address>
  <service-bundle> service-bundle </service-bundle>
  <substitution> substitution </substitution>
  <user-name> user-name </user-name>
  <user-type> user-type </user-type>
  <virtual-router-name> virtual-router-name </virtual-router-name>
  <vpn-id> vpn-id </vpn-id>
</user-classification-context>
```

## Contents

<calling-station-id> —Calling Station Id

**Value**—Text

<dhcp-packet>

[dhcp-packet](#)

<domain-name> —Domain Name

**Value**—Text

<if-alias> —Interface Alias

**Value**—Text

<if-desc> —Interface Description

**Value**—Text

<interface-name> —Interface Name

**Value**—Text

<interface-type> —Interface Type

**Value**—Text

<local-tunnel-inet-address> —Local Tunnel Inet

**Value**—IP address

<login-name> —Login Name

**Value**—Text

<login-type> —Login Type

**Value**—Text

<mac-address> —MAC Address

**Value**—Text

<nas-ip> —NAS IP

**Value**—IP address

<nas-port> —NAS Port

**Value**—Integer in the range -2147483648–2147483647

<nas-port-id> —NAS Port ID

**Value**—Text

<primary-user-name> —Primary User Name

**Value**—Text

<property-set> —Session Properties

**Value**—Text

<radius-class> —RADIUS class

**Value**—Text

<remote-tunnel-inet-address> —Remote Tunnel Inet

**Value**—IP address

<service-bundle> —Service Bundle

**Value**—Text

<substitution> —Session Substitutions

**Value**—Text

<user-name> —User Name

**Value**—Text

<user-type> —User Type

**Value**—Text

<virtual-router-name> —Device Name

**Value**—Text

<vpn-id> —VPN Id

**Value**—Text

## Style

**brief**

<interface-name>  
<login-name>  
<mac-address>  
<virtual-router-name>

**detail**

<calling-station-id>  
<dhcp-packet>  
<domain-name>  
<if-alias>  
<if-desc>  
<interface-name>  
<interface-type>  
<local-tunnel-inet-address>  
<login-name>  
<login-type>  
<mac-address>  
<nas-ip>  
<nas-port>  
<nas-port-id>  
<primary-user-name>  
<property-set>  
<remote-tunnel-inet-address>  
<service-bundle>  
<substitution>  
<user-name>  
<user-type>  
<virtual-router-name>  
<vpn-id>

# <user-profile>

## Usage

```
<user-profile xmlns="http://xml.juniper.net/sdx/user-profile">
  <attributes> attributes </attributes>
  <is-unauthenticated> is-unauthenticated </is-unauthenticated>
  <number-of-logged-users> number-of-logged-users </number-of-logged-users>
  <number-of-users> number-of-users </number-of-users>
  <service-profile xmlns="http://xml.juniper.net/sdx/service-profile"> ... </service-profile>
  <user-dn> user-dn </user-dn>
  <user-profile xmlns="http://xml.juniper.net/sdx/user-profile"> ... </user-profile>
</user-profile>
```

## Contents

<attributes> —User LDAP attributes

**Value**—Text

<is-unauthenticated> —Unauthenticated

**Value**—Boolean

<number-of-logged-users> —Logins with this user profile

**Value**—Integer in the range -2147483648–2147483647

<number-of-users> —Current logins

**Value**—Integer in the range -2147483648–2147483647

<service-profile> —User subscription

Multiple tag: can occur zero or more times.

[service-profile](#)

<user-dn> —User Dn

**Value**—Text

<user-profile>

[user-profile](#)

# <user-session>

## Usage

```
<user-session xmlns="http://xml.juniper.net/sdx/user-session">
  <active-service-names> active-service-names </active-service-names>
  <auto-subscriptions> auto-subscriptions </auto-subscriptions>
  <available-service-names> available-service-names </available-service-names>
  <date-login-time> date-login-time </date-login-time>
  <load-subscriptions> load-subscriptions </load-subscriptions>
  <login-name> login-name </login-name>
  <radius-session-id> radius-session-id </radius-session-id>
  <service-session xmlns="http://xml.juniper.net/sdx/service-session"> ... </service-session>
  <session-timeout> session-timeout </session-timeout>
  <user-classification-context xmlns="http://xml.juniper.net/sdx/user-classification-context"> ... </user-classification-
context>
  <user-dn> user-dn </user-dn>
  <user-ip> user-ip </user-ip>
  <user-ipv4-with-prefix> user-ipv4-with-prefix </user-ipv4-with-prefix>
  <user-ipv6-with-prefix> user-ipv6-with-prefix </user-ipv6-with-prefix>
  <user-other-addresses> user-other-addresses </user-other-addresses>
  <user-profile xmlns="http://xml.juniper.net/sdx/user-profile"> ... </user-profile>
  <user-session-3gpp-attributes xmlns="http://xml.juniper.net/sdx/user-session-3gpp-attributes"> ... </user-session-
3gpp-attributes>
</user-session>
```

## Release Information

Tag introduced in Release src 1.0.0

## Description

User Session Information

## Contents

<active-service-names> —Active Services

**Value**—Text

<auto-subscriptions> —Automatic subscriptions

Automatic subscriptions set by RADIUS auth plug-in

**Value**—Text

<available-service-names> —Available Services

**Value**—Text

<date-login-time> —Login time

<load-subscriptions> —Filter for subscriptions

Filter for subscriptions set by RADIUS auth plug-in

**Value**—Text

<login-name> —Login name

<radius-session-id> —RADIUS session ID

**Value**—Text

<service-session>

Multiple tag: can occur zero or more times.

[service-session](#)

<session-timeout> —Session Timeout

**Value**—Integer in the range 0–9223372036854775807

**Units**—second

<user-classification-context>

Mandatory tag: must occur at least one time.

[user-classification-context](#)

<user-dn> —User DN

**Value**—Text

<user-ip> —User IP

**Value**—IP address

<user-ipv4-with-prefix> —User IPv4

**Value**—Text

<user-ipv6-with-prefix> —User IPv6



**Value—Text**

<user-other-addresses> —Other IP Addresses

**Value—Text**

Multiple tag: can occur zero or more times.

<user-profile>

Mandatory tag: must occur at least one time.

[user-profile](#)

<user-session-3gpp-attributes> —User Session 3gpp Attributes

Multiple tag: can occur zero or more times.

[user-session-3gpp-attributes](#)

**Style****brief**

<active-service-names>  
 <available-service-names>  
 <date-login-time>  
 <radius-session-id>  
 <session-timeout>  
 <user-classification-context>  
 <user-dn>  
 <user-ipv4-with-prefix>  
 <user-ipv6-with-prefix>

**detail**

<auto-subscriptions>  
 <date-login-time>  
 <radius-session-id>  
 <service-session>  
 <session-timeout>  
 <user-classification-context>  
 <user-dn>  
 <user-ipv4-with-prefix>  
 <user-ipv6-with-prefix>  
 <user-other-addresses>  
 <user-profile>  
 <user-session-3gpp-attributes>

**terse**

<login-name>  
<radius-session-id>  
<user-ipv4-with-prefix>  
<user-ipv6-with-prefix>

# <user-session-3gpp-attributes>

## Usage

```
<user-session-3gpp-attributes xmlns="http://xml.juniper.net/sdx/user-session-3gpp-attributes">  
  <event-trigger> event-trigger </event-trigger>  
</user-session-3gpp-attributes>
```

## Contents

<event-trigger> —Event Trigger

**Value**—Text

# <user-sessions>

## Usage

```
<user-sessions xmlns="http://xml.juniper.net/sdx/user-sessions">  
  <user-session xmlns="http://xml.juniper.net/sdx/user-session"> ... </user-session>  
</user-sessions>
```

## Contents

<user-session>

Multiple tag: can occur zero or more times.

[user-session](#)

## Style

### brief

<user-session>

### detail

<user-session>

### terse

<user-session>

# <user-type>

## Usage

```
<user-type xmlns="http://xml.juniper.net/sdx/user-type">  
  <user> user </user>  
</user-type>
```

## Contents

<user> —User Type

**Value**—Text



# Network Information Collector (NIC)

## Operational Tag Elements

[Table 12](#) lists the SRC CLI operational mode commands that have corresponding SRC XML request tag elements in the current version of the SRC software, and maps each command to its request tag element. CLI configuration commands and statements are listed in alphabetical order.

For a list of mappings organized alphabetically by request tag element name, see [Table 13](#). For more information about CLI commands, see the *SRC PE CLI Command Reference*.

For a list of response tag elements, see [Table 14](#).

Table 12: Mapping of Network Information Collector CLI Commands to Operational Tag Elements

CLI Command	Request Tag Element
request network publisher execute	request-network-publisher-execute
request nic clear scenario data	request-nic-clear-scenario-data
request nic restart agent	request-nic-restart-agent
request nic restart resolver	request-nic-restart-resolver
show nic data	get-nic-data
show nic data agent	get-nic-data-agent
show nic data resolver	get-nic-data-resolver
show nic statistics	get-nic-statistics
show nic statistics agent	get-nic-statistics-agent
show nic statistics host	get-nic-statistics-host
show nic statistics process	get-nic-statistics-process
show nic statistics resolver	get-nic-statistics-resolver
test nic resolve	test-nic-resolve

[Table 13](#) maps SRC XML operational request tag elements to SRC CLI commands. Tag elements are listed in alphabetical order.

Table 13: Mapping of Network Information Collector Operational Tag Elements to CLI Commands

Request Tag Element	CLI Command
<a href="#">get-nic-data</a>	show nic data
<a href="#">get-nic-data-agent</a>	show nic data agent
<a href="#">get-nic-data-resolver</a>	show nic data resolver
<a href="#">get-nic-statistics</a>	show nic statistics

<a href="#">get-nic-statistics-agent</a>	show nic statistics agent
<a href="#">get-nic-statistics-host</a>	show nic statistics host
<a href="#">get-nic-statistics-process</a>	show nic statistics process
<a href="#">get-nic-statistics-resolver</a>	show nic statistics resolver
<a href="#">request-network-publisher-execute</a>	request network publisher execute
<a href="#">request-nic-clear-scenario-data</a>	request nic clear scenario data
<a href="#">request-nic-restart-agent</a>	request nic restart agent
<a href="#">request-nic-restart-resolver</a>	request nic restart resolver
<a href="#">test-nic-resolve</a>	test nic resolve

[Table 14](#) lists the SRC XML operational response tag elements. Tag elements are listed in alphabetical order.

Table 14: Operational Response Tag Elements

<b>Response Tag Element</b>
<a href="#">data-pair</a>
<a href="#">generic</a>
<a href="#">network-data</a>
<a href="#">resolver-data</a>
<a href="#">statistics-data</a>



# <get-nic-data>

## Usage

```
<rpc>  
  <get-nic-data>  
    <maximum-results> maximum-results </maximum-results>  
  </get-nic-data>  
</rpc>
```

## Release Information

Command introduced in SRC Release 1.0.0

## Description

Display data that NIC uses during resolutions.

## Contents

`<maximum-results>`— (Optional) Number of results to be displayed.

**Value**—Integer in the range 1–2147483647

**Default**—25

## Required Privilege Level

view

## Output Tag

[resolver-data](#)

# <get-nic-data-agent>

## Usage

```
<rpc>  
  <get-nic-data-agent>  
    <name> name </name>  
  </get-nic-data-agent>  
</rpc>
```

## Release Information

Command introduced in SRC Release 1.0.0

## Description

Display the data that NIC agents store.

## Contents

<name>— (Optional) Name of a NIC agent.

**Value**— Agent name. The agents included with the SRC software are:

- AcctIdIp
- DnVr
- Enterprise
- IpAcctId
- IpLoginName
- IpVr
- LoginNameVr
- PoolVr
- UserNameVr
- VrSaeId

**Default**— No value

## Required Privilege Level

view

# <get-nic-data-resolver>

## Usage

```
<rpc>  
  <get-nic-data-resolver>  
    <name> name </name>  
  </get-nic-data-resolver>  
</rpc>
```

## Release Information

Command introduced in SRC Release 1.0.0

## Description

Display data that NIC resolvers store.

## Contents

<name>— (Optional) Name of a NIC resolver.

**Value**— Resolver name

**Default**— No value

## Required Privilege Level

view

# <get-nic-statistics>

## Usage

```
<rpc>  
  <get-nic-statistics>  
  </get-nic-statistics>  
</rpc>
```

## Release Information

Command introduced in SRC Release 1.0.0

## Description

Display statistics for NIC.

## Required Privilege Level

view

## Output Tag

[statistics-data](#)

# <get-nic-statistics-agent>

## Usage

```
<rpc>
  <get-nic-statistics-agent>
    <name> name </name>
  </get-nic-statistics-agent>
</rpc>
```

## Release Information

Command introduced in SRC Release 1.0.0

## Description

Display statistics for NIC agents. If you do not specify an agent name, the command displays statistics for all NIC agents.

## Contents

**<name>**— (Optional) Name of a NIC agent.

**Value**— Agent name. The agents included with the SRC software are:

- AcctIdIp
- DnVr
- Enterprise
- IpAcctId
- IpLoginName
- IpVr
- LoginNameVr
- PoolVr
- UserNameVr
- VrSaeId

**Default**— No value

## Required Privilege Level

view

# <get-nic-statistics-host>

## Usage

```
<rpc>  
  <get-nic-statistics-host>  
  </get-nic-statistics-host>  
</rpc>
```

## Release Information

Command introduced in SRC Release 1.0.0

## Description

Display statistics for the NIC host.

## Required Privilege Level

view

# <get-nic-statistics-process>

## Usage

```
<rpc>  
  <get-nic-statistics-process>  
  </get-nic-statistics-process>  
</rpc>
```

## Release Information

Command introduced in SRC Release 1.0.0

## Description

Display process information for the NIC.

## Required Privilege Level

view

# <get-nic-statistics-resolver>

## Usage

```
<rpc>  
  <get-nic-statistics-resolver>  
    <name> name </name>  
  </get-nic-statistics-resolver>  
</rpc>
```

## Release Information

Command introduced in SRC Release 1.0.0

## Description

Display statistics for NIC resolvers. If you do not specify a resolver name, the software displays statistics for all resolvers.

## Contents

<name>— (Optional) Name of a NIC resolver.

**Value**— Resolver name

**Default**— No value

## Required Privilege Level

view



# <request-network-publisher-execute>

## Usage

```
<rpc>  
  <request-network-publisher-execute>  
  </request-network-publisher-execute>  
</rpc>
```

## Release Information

Command introduced in SRC Release 1.0.0

## Description

Run the network publisher. The network publisher is a NIC component that connects to routers running Junos OS and collects information, such as information about system interfaces and VPNs, from IPv4 and IPv6 routing tables. After collecting the information, the network publisher stores this information in the Juniper Networks database for access by the NIC.

Before you run this command, make sure that the network publisher is configured and that the NIC is enabled.

## Required Privilege Level

maintenance

# <request-nic-clear-scenario-data>

## Usage

```
<rpc>  
  <request-nic-clear-scenario-data>  
  </request-nic-clear-scenario-data>  
</rpc>
```

## Release Information

Command introduced in SRC Release 1.0.0

## Description

Remove data stored for NIC scenarios. Run this command when you switch from one NIC configuration scenario to another.

Before you run this command, disable NIC by using the `disable component nic` command.

## Required Privilege Level

maintenance

# <request-nic-restart-agent>

## Usage

```
<rpc>
  <request-nic-restart-agent>
    <name> name </name>
  </request-nic-restart-agent>
</rpc>
```

## Release Information

Command introduced in SRC Release 1.0.0

## Description

Restart NIC agents. If you do not specify an agent name, the software restarts all NIC agents.

You can restart a NIC agent to have the agent read all data in the directory again. Restart a NIC agent if the agent is not synchronized with the directory, or if you switch from one directory to another.

## Contents

<name>— (Optional) Name of the NIC agent to restart.

**Value**— Agent name. The agents included with the SRC software are:

- AcctIdIp
- DnVr
- Enterprise
- IpAcctId
- IpLoginName
- IpVr
- LoginNameVr
- PoolVr
- UserNameVr
- VrSaeId

**Default**— No value

## Required Privilege Level

maintenance

# <request-nic-restart-resolver>

## Usage

```
<rpc>
  <request-nic-restart-resolver>
    <name> name </name>
  </request-nic-restart-resolver>
</rpc>
```

## Release Information

Command introduced in SRC Release 1.0.0

## Description

Restart NIC resolvers. If you do not specify a resolver name, the software restarts all resolvers.

In rare instances, such as when you are troubleshooting a NIC configuration, you may want to restart a NIC resolver.

## Contents

<name>— (Optional) Name of the NIC resolver to restart.

**Value**— Resolver name

**Default**— No value

## Required Privilege Level

maintenance

# <test-nic-resolve>

## Usage

```
<rpc>
  <test-nic-resolve>
    <locator> locator </locator>
    <intermediate/>
    <key> key </key>
    <constraints> constraints </constraints>
  </test-nic-resolve>
</rpc>
```

## Release Information

Command introduced in SRC Release 1.0.0

## Description

Issue a resolution request to the NIC host to test NIC resolution for a specified key.

## Contents

**<locator>**— Name of a NIC locator. A NIC locator can resolve the value of one or more NIC keys. Each NIC configuration scenario provides configuration for an associated NIC locator.

**Value**— Name of a NIC locator

**<intermediate>**— (Optional) Flag to display the intermediate results for NIC resolution. Setting this flag when you issue the resolution request to the NIC host will display the intermediate results for the NIC resolution.

**Value**— Either true or false

**Default**— false

**<key>**— The NIC key to resolve.

**Value**— NIC key in the form `NIC data type: key string`; for example:  
Ip:10.10.10.10.

**<constraints>**— (Optional) List of values for NIC constraints. Constraints are NIC data types that a resolver uses when it executes a role (also referred to as a transition) in the resolution process. A role resolves a NIC key to a NIC value.

**Value**— Constraints in the form: `[constraint (,constraint)*]`. For each

constraint, use the format: `NIC data type: key string`. For example,  
[AnyString(conn):false, domain:virneo]

## Required Privilege Level

maintenance

# <data-pair>

## Usage

```
<data-pair xmlns="http://xml.juniper.net/sdx/data-pair">  
  <to-string> to-string </to-string>  
</data-pair>
```

## Contents

<to-string>

**Value**—Text

# <generic>

## Usage

```
<generic xmlns="http://xml.juniper.net/sdx/generic">  
  <generic-class> generic-class </generic-class>  
</generic>
```

## Contents

<generic-class>



# <network-data>

## Usage

```
<network-data xmlns="http://xml.juniper.net/sdx/network-data">  
  <to-string> to-string </to-string>  
</network-data>
```

## Contents

<to-string>

**Value**—Text

# <resolver-data>

## Usage

```
<resolver-data xmlns="http://xml.juniper.net/sdx/resolver-data">  
  <component-name> component-name </component-name>  
  <data-pair xmlns="http://xml.juniper.net/sdx/data-pair"> ... </data-pair>  
  <network-data xmlns="http://xml.juniper.net/sdx/network-data"> ... </network-data>  
</resolver-data>
```

## Contents

<component-name> —Component name

<data-pair>

Multiple tag: can occur zero or more times.

[data-pair](#)

<network-data>

Multiple tag: can occur zero or more times.

[network-data](#)

# <statistics-data>

## Usage

```
<statistics-data xmlns="http://xml.juniper.net/sdx/statistics-data">  
  <component-name> component-name </component-name>  
  <component-stats> component-stats </component-stats>  
</statistics-data>
```

## Contents

<component-name> —Component Name

<component-stats>

**Value**—Text



# Subscriber Information Collector (SIC)

## Operational Tag Elements

[Table 17](#) lists the SRC CLI operational mode commands that have corresponding SRC XML request tag elements in the current version of the SRC software, and maps each command to its request tag element. CLI configuration commands and statements are listed in alphabetical order.

For a list of mappings organized alphabetically by request tag element name, see [Table 18](#). For more information about CLI commands, see the *SRC PE CLI Command Reference*.

Table 17: Mapping of Subscriber Information Collector CLI Commands to Operational Tag Elements

CLI Command	Request Tag Element
show sic statistics diameter host	show-sic-statistics-diameter-host
show sic statistics diameter peer	show-sic-statistics-diameter-peer
show sic statistics radius client accounting	show-sic-statistics-radius-client-accounting
show sic statistics radius client authentication	show-sic-statistics-radius-client-authentication
show sic statistics radius host accounting	show-sic-statistics-radius-host-accounting
show sic statistics radius host authentication	show-sic-statistics-radius-host-authentication
show sic statistics radius target accounting	show-sic-statistics-radius-target-accounting
show sic statistics radius target authentication	show-sic-statistics-radius-target-authentication

[Table 18](#) maps SRC XML operational request tag elements to SRC CLI commands. Tag elements are listed in alphabetical order.

Table 18: Mapping of Subscriber Information Collector Operational Tag Elements to CLI Commands

Request Tag Element	CLI Command
<a href="#">show-sic-statistics-diameter-host</a>	show sic statistics diameter host
<a href="#">show-sic-statistics-diameter-peer</a>	show sic statistics diameter peer
<a href="#">show-sic-statistics-radius-client-accounting</a>	show sic statistics radius client accounting
<a href="#">show-sic-statistics-radius-client-authentication</a>	show sic statistics radius client authentication
<a href="#">show-sic-statistics-radius-host-accounting</a>	show sic statistics radius host accounting
<a href="#">show-sic-statistics-radius-host-authentication</a>	show sic statistics radius host authentication
<a href="#">show-sic-statistics-radius-target-accounting</a>	show sic statistics radius target accounting
<a href="#">show-sic-statistics-radius-target-authentication</a>	show sic statistics radius target authentication

# <show-sic-statistics-diameter-host>

## Usage

```
<rpc>  
  <show-sic-statistics-diameter-host>  
  </show-sic-statistics-diameter-host>  
</rpc>
```

## Release Information

Command introduced in SRC Release 4.2.0

## Description

Display Diameter host statistics, including server run-time statistics and global summary statistics.

## Required Privilege Level

view

## Output Tag

[diameter-host](#)

# <show-sic-statistics-diameter-peer>

## Usage

```
<rpc>
  <show-sic-statistics-diameter-peer>
    <name> name </name>
  </show-sic-statistics-diameter-peer>
</rpc>
```

## Release Information

Command introduced in SRC Release 4.2.0

## Description

Display Diameter peer statistics. These statistics include:

- Connection-related statistics—Statistics related to the connection between the server and the peer.
- Request/Answer statistics—Statistics related to Diameter Request and Diameter Answer messages between the server and the peer.
- Packet error statistics—Statistics related to Diameter errors and message receipt failures.

## Contents

**<name>**— (Optional) Specify the name of the Diameter peer for which you want to display statistics; if omitted, statistics for all Diameter peers are displayed.

**Value**—Text

## Required Privilege Level

view

## Output Tag

[diameter-peer](#)

# <show-sic-statistics-radius-client-accounting>

## Usage

```
<rpc>  
  <show-sic-statistics-radius-client-accounting>  
  </show-sic-statistics-radius-client-accounting>  
</rpc>
```

## Release Information

Command introduced in SRC Release 4.0.0

## Description

Display RADIUS client statistics for accounting requests. Statistics are presented for any client from which the server has received packets.

## Required Privilege Level

view

## Output Tag

[radius-client-acct](#)



# <show-sic-statistics-radius-client-authentication>

## Usage

```
<rpc>  
  <show-sic-statistics-radius-client-authentication>  
    <name> name </name>  
  </show-sic-statistics-radius-client-authentication>  
</rpc>
```

## Release Information

Command introduced in SRC Release 4.2.0

## Description

Display RADIUS client statistics for authentication requests. Statistics are presented for any client from which the server has received packets.

## Contents

<name>— (Optional) Specify the name of the RADIUS authentication client for which you want to display statistics; if omitted, statistics for all RADIUS authentication clients are displayed.

**Value**—Text

## Required Privilege Level

view

## Output Tag

[radius-client-auth](#)

# <show-sic-statistics-radius-host-accounting>

## Usage

```
<rpc>  
  <show-sic-statistics-radius-host-accounting>  
  </show-sic-statistics-radius-host-accounting>  
</rpc>
```

## Release Information

Command introduced in SRC Release 4.0.0

## Description

Display RADIUS host statistics for accounting transactions, as well as server runtime statistics and packet error statistics.

## Required Privilege Level

view

## Output Tag

[radius-host-acct](#)

# <show-sic-statistics-radius-host-authentication>

## Usage

```
<rpc>  
  <show-sic-statistics-radius-host-authentication>  
  </show-sic-statistics-radius-host-authentication>  
</rpc>
```

## Release Information

Command introduced in SRC Release 4.2.0

## Description

Display RADIUS host statistics for authentication transactions, as well as server runtime statistics and packet error statistics.

## Required Privilege Level

view

## Output Tag

[radius-host-auth](#)

# <show-sic-statistics-radius-target-accounting>

## Usage

```
<rpc>  
  <show-sic-statistics-radius-target-accounting>  
  </show-sic-statistics-radius-target-accounting>  
</rpc>
```

## Release Information

Command introduced in SRC Release 4.0.0

## Description

Display RADIUS target statistics for accounting requests. Statistics are available for all RADIUS dynamic authorization and authentication targets that are defined in the server.

## Required Privilege Level

view

## Output Tag

[radius-target-acct](#)

# <show-sic-statistics-radius-target-authentication>

## Usage

```
<rpc>  
  <show-sic-statistics-radius-target-authentication>  
    <host> host </host>  
  </show-sic-statistics-radius-target-authentication>  
</rpc>
```

## Release Information

Command introduced in SRC Release 4.2.0

## Description

Display RADIUS target statistics for authentication and dynamic authorization target requests. Statistics are available for all RADIUS authentication and dynamic authorization targets that are defined in the server.

## Contents

<host>— (Optional) Specify the IP address of the RADIUS authentication or dynamic authorization target for which you want to display statistics; if omitted, statistics for all RADIUS authentication and dynamic authorization targets are displayed.

**Value**—Text

## Required Privilege Level

view

## Output Tag

[radius-target-auth](#)



# SRC Admission Control Plug-In (SRC ACP)

## Operational Tag Elements

[Table 25](#) lists the SRC CLI operational mode commands that have corresponding SRC XML request tag elements in the current version of the SRC software, and maps each command to its request tag element. CLI configuration commands and statements are listed in alphabetical order.

For a list of mappings organized alphabetically by request tag element name, see [Table 26](#). For more information about CLI commands, see the *SRC PE CLI Command Reference*.

For a list of response tag elements, see [Table 27](#).

Table 25: Mapping of SRC ACP CLI Commands to Operational Tag Elements

CLI Command	Request Tag Element
request acp reorganize backup database	request-acp-reorganize-backup-database
show acp backbone congestion point congestion point expression	get-acp-backbone-congestion-point-congestion-point-expression
show acp backbone congestion point dn	get-acp-backbone-congestion-point-dn
show acp backbone service	get-acp-backbone-service
show acp congestion point by subscriber ip	get-acp-congestion-point-by-subscriber-ip
show acp congestion point by subscriber login	get-acp-congestion-point-by-subscriber-login
show acp congestion point by subscriber session id	get-acp-congestion-point-by-subscriber-session-id
show acp edge congestion point dn	get-acp-edge-congestion-point-dn
show acp edge congestion point subscriber session id	get-acp-edge-congestion-point-subscriber-session-id
show acp edge subscriber	get-acp-edge-subscriber
show acp remote update congestion point dn	get-acp-remote-update-congestion-point-dn
show acp remote update congestion point name	get-acp-remote-update-congestion-point-name
show acp remote update subscriber	get-acp-remote-update-subscriber
show acp statistics device	get-acp-statistics-device
show acp statistics directory	get-acp-statistics-directory
show acp statistics general	get-acp-statistics-general

[Table 26](#) maps SRC XML operational request tag elements to SRC CLI commands. Tag elements are listed in alphabetical order.

Table 26: Mapping of SRC ACP Operational Tag Elements to CLI Commands

Request Tag Element	CLI Command
<a href="#">get-acp-backbone-congestion-point-congestion-point-expression</a>	show acp backbone congestion point congestion point expression
<a href="#">get-acp-backbone-congestion-point-dn</a>	show acp backbone congestion point dn
<a href="#">get-acp-backbone-service</a>	show acp backbone service
<a href="#">get-acp-congestion-point-by-subscriber-ip</a>	show acp congestion point by subscriber ip
<a href="#">get-acp-congestion-point-by-subscriber-login</a>	show acp congestion point by subscriber login
<a href="#">get-acp-congestion-point-by-subscriber-session-id</a>	show acp congestion point by subscriber session id
<a href="#">get-acp-edge-congestion-point-dn</a>	show acp edge congestion point dn
<a href="#">get-acp-edge-congestion-point-subscriber-session-id</a>	show acp edge congestion point subscriber session id
<a href="#">get-acp-edge-subscriber</a>	show acp edge subscriber
<a href="#">get-acp-remote-update-congestion-point-dn</a>	show acp remote update congestion point dn
<a href="#">get-acp-remote-update-congestion-point-name</a>	show acp remote update congestion point name
<a href="#">get-acp-remote-update-subscriber</a>	show acp remote update subscriber
<a href="#">get-acp-statistics-device</a>	show acp statistics device
<a href="#">get-acp-statistics-directory</a>	show acp statistics directory
<a href="#">get-acp-statistics-general</a>	show acp statistics general
<a href="#">request-acp-reorganize-backup-database</a>	request acp reorganize backup database

[Table 27](#) lists the SRC XML operational response tag elements. Tag elements are listed in alphabetical order.

Table 27: Operational Response Tag Elements

Response Tag Element
<a href="#">acp-data-manager-m-i-impl</a>
<a href="#">acp-m-i-impl</a>
<a href="#">acp-virtual-router-m-i-impl</a>
<a href="#">b-b-service</a>
<a href="#">b-b-services</a>
<a href="#">congestion-point-context</a>
<a href="#">intf</a>
<a href="#">intfs</a>



<a href="#">redundant-state</a>
<a href="#">service-session</a>
<a href="#">service-session-congestion-points</a>
<a href="#">user</a>
<a href="#">user-info</a>
<a href="#">user-profile</a>
<a href="#">user-remote-update</a>
<a href="#">user-session-congestion-points</a>
<a href="#">user-sessions-congestion-points</a>

# <get-acp-backbone-congestion-point-congestion-point-expression>

## Usage

```
<rpc>
  <get-acp-backbone-congestion-point-congestion-point-expression>
    <slot> slot </slot>
    <virtual-router-name> virtual-router-name </virtual-router-name>
    <service-name> service-name </service-name>
    <interface-name> interface-name </interface-name>
    <interface-description> interface-description </interface-description>
    <interface-alias> interface-alias </interface-alias>
    <nas-port-id> nas-port-id </nas-port-id>
    <style> style-choice </style>
  </get-acp-backbone-congestion-point-congestion-point-expression>
</rpc>
```

## Release Information

Command introduced in SRC Release 1.0.0

## Description

Display congestion point by service congestion point expression.

## Contents

<slot>— (Optional) Number of the slot for which you want to configure values.

**Value**— Currently, the chassis has only one slot. The valid value is 0.

**Default**—0

<virtual-router-name>— (Optional) Name of virtual router from which to list congestion points.

**Value**— Virtual router name

**Default**— No value

<service-name>— (Optional) Name of service used by backbone service to generate congestion points.

**Value**— Service name

**Default**— No value

<interface-name>— (Optional) Name of interface related to congestion points.

**Value**— Interface name

**Default**— No value

`<interface-description>`— (Optional) Description of interface used by backbone service to generate congestion points.

**Value**— Interface description

**Default**— No value

`<interface-alias>`— (Optional) Interface alias used by backbone service to generate congestion points.

**Value**— Interface alias

**Default**— No value

`<nas-port-id>`— (Optional) Interface NAS port ID used by backbone service to generate congestion points.

**Value**— NAS port ID

**Default**— No value

`<style>`— (Optional) Output style.

**Value**

- `brief`— Display congestion point attributes.

**Default**—`detail`

## Required Privilege Level

view

## Output Tag

[intf](#)

# <get-acp-backbone-congestion-point-dn>

## Usage

```
<rpc>
  <get-acp-backbone-congestion-point-dn>
    <slot> slot </slot>
    <congestion-point-dn> congestion-point-dn </congestion-point-dn>
    <virtual-router-name> virtual-router-name </virtual-router-name>
    <style> style-choice </style>
  </get-acp-backbone-congestion-point-dn>
</rpc>
```

## Release Information

Command introduced in SRC Release 1.0.0

## Description

Display congestion point by DN.

## Contents

**<slot>**— (Optional) Number of the slot for which you want to configure values.

**Value**— Currently, the chassis has only one slot. The valid value is 0.

**Default**—0

**<congestion-point-dn>**— (Optional) DN of congestion point for which you want to list all matching congestion points.

**Value**— All or part of the congestion point DN.

**Default**— No value

**<virtual-router-name>**— (Optional) Name of virtual router from which to list congestion points.

**Value**— Virtual router name

**Default**— No value

**<style>**— (Optional) Output style.

**Value**

- **brief**— Display congestion point DN.

**Default**—detail

## **Required Privilege Level**

view

# <get-acp-backbone-service>

## Usage

```
<rpc>
  <get-acp-backbone-service>
    <slot> slot </slot>
    <virtual-router-name> virtual-router-name </virtual-router-name>
    <service-name> service-name </service-name>
    <style> style-choice </style>
  </get-acp-backbone-service>
</rpc>
```

## Release Information

Command introduced in SRC Release 1.0.0

## Description

Display information about services that SRC-ACP manages in the backbone network.

## Contents

**<slot>**— (Optional) Number of the slot for which you want to configure values.

**Value**— Currently, the chassis has only one slot. The valid value is 0.

**Default**—0

**<virtual-router-name>**— (Optional) Name of virtual router from which to list backbone services.

**Value**— Virtual router name

**Default**— No value

**<service-name>**— (Optional) Name of service used by backbone service to generate congestion points.

**Value**— Service name

**Default**— No value

**<style>**— (Optional) Output style.

**Value**

- **brief**— Display backbone service attributes.

**Default**—detail

**Required Privilege Level**

view

**Output Tag**

[service](#)

# <get-acp-congestion-point-by-subscriber-ip>

## Usage

```
<rpc>
  <get-acp-congestion-point-by-subscriber-ip>
    <ip> ip </ip>
    <service-name> service-name </service-name>
    <maximum-results> maximum-results </maximum-results>
  </get-acp-congestion-point-by-subscriber-ip>
</rpc>
```

## Release Information

Command introduced in SRC 4.1 Release

## Description

Display information about congestion-points affecting one or more subscribers identified by IP address.

## Contents

**<ip>**— IP address of the subscriber session(s) for which you want to list congestion points.

**Value**— A valid IP address

**Default**— No value

**<service-name>**— (Optional) Name of the service for which you want to list congestion points.

**Value**—

**Default**— No value

**<maximum-results>**— (Optional) Number of results to be displayed.

**Value**—Integer in the range 1–2147483647

**Default**— 25

## Required Privilege Level

view

## Output Tag

[user-session-congestion-points](#)



# <get-acp-congestion-point-by-subscriber-login>

## Usage

```
<rpc>
  <get-acp-congestion-point-by-subscriber-login>
    <login> login </login>
    <service-name> service-name </service-name>
    <maximum-results> maximum-results </maximum-results>
  </get-acp-congestion-point-by-subscriber-login>
</rpc>
```

## Release Information

Command introduced in SRC 4.1 Release

## Description

Display information about congestion-points affecting one or more subscribers identified by login name.

## Contents

<login>— Login name of the subscriber session(s) for which you want to list congestion points.

**Value**— A subscriber login name

**Default**— No value

<service-name>— (Optional) Name of the service for which you want to list congestion points.

**Value**—

**Default**— No value

<maximum-results>— (Optional) Number of results to be displayed.

**Value**—Integer in the range 1–2147483647

**Default**— 25

## Required Privilege Level

view

## Output Tag

[user-session-congestion-points](#)

# <get-acp-congestion-point-by-subscriber-session-id>

## Usage

```
<rpc>
  <get-acp-congestion-point-by-subscriber-session-id>
    <service-name> service-name </service-name>
    <session-id> session-id </session-id>
  </get-acp-congestion-point-by-subscriber-session-id>
</rpc>
```

## Release Information

Command introduced in SRC 4.1 Release

## Description

Display information about congestion-points affecting one or more subscribers identified by ACP user session ID.

## Contents

**<service-name>**— (Optional) Name of the service for which you want to list congestion points.

**Value**—

**Default**— No value

**<session-id>**— The ACP subscriber session ID of the subscriber session for which you want to list congestion points.

**Value**— An ACP subscriber session ID

**Default**— No value

## Required Privilege Level

view

## Output Tag

[user-session-congestion-points](#)

# <get-acp-edge-congestion-point-dn>

## Usage

```
<rpc>
  <get-acp-edge-congestion-point-dn>
    <slot> slot </slot>
    <congestion-point-dn> congestion-point-dn </congestion-point-dn>
    <instance-id> instance-id </instance-id>
    <virtual-router-name> virtual-router-name </virtual-router-name>
    <style> style-choice </style>
    <maximum-results> maximum-results </maximum-results>
  </get-acp-edge-congestion-point-dn>
</rpc>
```

## Release Information

Command introduced in SRC Release 1.0.0

## Description

Display congestion point by DN.

## Contents

<slot>— (Optional) Number of the slot for which you want to configure values.

**Value**— Currently, the chassis has only one slot. The valid value is 0.

**Default**—0

<congestion-point-dn>— (Optional) DN of congestion point for which you want to list all matching congestion points.

**Value**— All or part of the congestion point DN.

**Default**— No value

<instance-id>— (Optional) Name of an instance generated for a congestion point that is automatically created.

**Value**— All or part of the congestion point instance ID.

**Default**— No value

<virtual-router-name>— (Optional) Name of virtual router from which to list congestion points.

**Value**— Virtual router name

**Default**— No value

`<style>`— (Optional) Output style.

**Value**

- `brief`— Display congestion point DN.

**Default**—`detail`

`<maximum-results>`— (Optional) Number of results to be displayed.

**Value**—Integer in the range 1–2147483647

**Default**— 25

**Required Privilege Level**

view

**Output Tag**

[`intf`](#)

# <get-acp-edge-congestion-point-subscriber-session-id>

## Usage

```
<rpc>
  <get-acp-edge-congestion-point-subscriber-session-id>
    <slot> slot </slot>
    <session-id> session-id </session-id>
    <virtual-router-name> virtual-router-name </virtual-router-name>
    <style> style-choice </style>
    <maximum-results> maximum-results </maximum-results>
  </get-acp-edge-congestion-point-subscriber-session-id>
</rpc>
```

## Release Information

Command introduced in SRC Release 1.0.0

## Description

Display congestion point by subscriber session ID.

## Contents

<slot>— (Optional) Number of the slot for which you want to configure values.

**Value**— Currently, the chassis has only one slot. The valid value is 0.

**Default**—0

<session-id>— (Optional) Subscriber session ID for which you want to list all matching congestion points.

**Value**— All or part of the subscriber session ID.

**Default**— No value

<virtual-router-name>— (Optional) Name of virtual router from which to list congestion points.

**Value**— Virtual router name

**Default**— No value

<style>— (Optional) Output style.

**Value**

- **brief**— Display congestion point attributes.

**Default**—detail

**<maximum-results>**— (Optional) Number of results to be displayed.

**Value**—Integer in the range 1–2147483647

**Default**— 25

## Required Privilege Level

view

## Output Tag

[intf](#)

# <get-acp-edge-subscriber>

## Usage

```
<rpc>
  <get-acp-edge-subscriber>
    <slot> slot </slot>
    <virtual-router-name> virtual-router-name </virtual-router-name>
    <session-id> session-id </session-id>
    <style> style-choice </style>
  </get-acp-edge-subscriber>
</rpc>
```

## Release Information

Command introduced in SRC Release 1.0.0

## Description

Display subscriber sessions in the edge network.

## Contents

**<slot>**— (Optional) Number of the slot for which you want to configure values.

**Value**— Currently, the chassis has only one slot. The valid value is 0.

**Default**—0

**<virtual-router-name>**— (Optional) Name of virtual router from which to list subscriber sessions.

**Value**— Virtual router name

**Default**— No value

**<session-id>**— (Optional) Subscriber session ID for which you want to list all matching subscriber sessions.

**Value**— All or part of the subscriber session ID.

**Default**— No value

**<style>**— (Optional) Output style.

**Value**

- **brief**— Display subscriber session attributes.



**Default—detail**

**Required Privilege Level**

view

**Output Tag**

[user](#)

# <get-acp-remote-update-congestion-point-dn>

## Usage

```
<rpc>
  <get-acp-remote-update-congestion-point-dn>
    <slot> slot </slot>
    <congestion-point-dn> congestion-point-dn </congestion-point-dn>
    <style> style-choice </style>
  </get-acp-remote-update-congestion-point-dn>
</rpc>
```

## Release Information

Command introduced in SRC Release 1.0.0

## Description

Display congestion point by DN.

## Contents

**<slot>**— (Optional) Number of the slot for which you want to configure values.

**Value**— Currently, the chassis has only one slot. The valid value is 0.

**Default**—0

**<congestion-point-dn>**— (Optional) DN of congestion point for which you want to list all matching congestion points.

**Value**— All or part of the congestion point DN.

**Default**— No value

**<style>**— (Optional) Output style.

**Value**

- **brief**— Display congestion point DN.

**Default**—detail

## Required Privilege Level

view

## **Output Tag**

[congestion-point-context](#)

# <get-acp-remote-update-congestion-point-name>

## Usage

```
<rpc>
  <get-acp-remote-update-congestion-point-name>
    <slot> slot </slot>
    <device-name> device-name </device-name>
    <interface-name> interface-name </interface-name>
    <style> style-choice </style>
  </get-acp-remote-update-congestion-point-name>
</rpc>
```

## Release Information

Command introduced in SRC Release 1.0.0

## Description

Display congestion point by interface name.

## Contents

<slot>— (Optional) Number of the slot for which you want to configure values.

**Value**— Currently, the chassis has only one slot. The valid value is 0.

**Default**—0

<device-name>— (Optional) Device name of the congestion point.

**Value**— Device name

**Default**— No value

<interface-name>— (Optional) Interface name of the congestion point.

**Value**— Interface name

**Default**— No value

<style>— (Optional) Output style.

**Value**

- **brief**— Display congestion point DN.

**Default**—detail

## **Required Privilege Level**

view

## **Output Tag**

[congestion-point-context](#)

# <get-acp-remote-update-subscriber>

## Usage

```
<rpc>
  <get-acp-remote-update-subscriber>
    <slot> slot </slot>
    <device-name> device-name </device-name>
    <nas-port-id> nas-port-id </nas-port-id>
    <nas-ip> nas-ip </nas-ip>
    <subscriber-ip> subscriber-ip </subscriber-ip>
    <phone> phone </phone>
    <style> style-choice </style>
  </get-acp-remote-update-subscriber>
</rpc>
```

## Release Information

Command introduced in SRC Release 1.0.0

## Description

Display information about subscribers added through an external application.

## Contents

<slot>— (Optional) Number of the slot for which you want to configure values.

**Value**— Currently, the chassis has only one slot. The valid value is 0.

**Default**—0

<device-name>— (Optional) Device name connected to subscriber.

**Value**— Device name

**Default**— No value

<nas-port-id>— (Optional) NAS port ID of interface connected to subscriber.

**Value**— NAS port ID

**Default**— No value

<nas-ip>— (Optional) NAS IP address of device connected to subscriber.

**Value**— IP address

**Default**— No value

<subscriber-ip>— (Optional) Subscriber IP address.

**Value**— IP address

**Default**— No value

<phone>— (Optional) Subscriber phone number.

**Value**— Phone number

**Default**— No value

<style>— (Optional) Output style.

**Value**

- **brief**— Display congestion point DN.

**Default**—detail

## Required Privilege Level

view

## Output Tag

[user-remote-update](#)

# <get-acp-statistics-device>

## Usage

```
<rpc>
  <get-acp-statistics-device>
    <filter> filter </filter>
    <style> style-choice </style>
  </get-acp-statistics-device>
</rpc>
```

## Release Information

Command introduced in SRC Release 1.0.0

## Description

Display SNMP information for each device.

## Contents

**<filter>**— (Optional) Name of the device.

**Value**— All or part of the device name.

**Default**— No value

**<style>**— (Optional) Output style.

### Value

- **brief**— Display only device names.

**Default**—detail

## Required Privilege Level

view

## Output Tag

[acp-virtual-router-impl](#)



# <get-acp-statistics-directory>

## Usage

```
<rpc>  
  <get-acp-statistics-directory>  
  </get-acp-statistics-directory>  
</rpc>
```

## Release Information

Command introduced in SRC Release 1.0.0

## Description

Display directory SNMP information.

## Required Privilege Level

view

## Output Tag

[acp-data-manager-impl](#)

# <get-acp-statistics-general>

## Usage

```
<rpc>  
  <get-acp-statistics-general>  
  </get-acp-statistics-general>  
</rpc>
```

## Release Information

Command introduced in SRC Release 1.0.0

## Description

Display SRC-ACP SNMP information.

## Required Privilege Level

view

## Output Tag

[acp-impl](#)

# <request-acp-reorganize-backup-database>

## Usage

```
<rpc>  
  <request-acp-reorganize-backup-database>  
    <slot> slot </slot>  
  </request-acp-reorganize-backup-database>  
</rpc>
```

## Release Information

Command introduced in SRC Release 1.0.0

## Description

Reorganize the files that contain SRC-ACP data about subscribers, services, and congestion points. This action reduces the sizes of these files.

## Contents

<slot>— (Optional) Number of the slot for which you want to configure values.

**Value**— Currently, the chassis has only one slot. The valid value is 0.  
**Default**—0

## Required Privilege Level

maintenance

# <acp-data-manager-m-i-impl>

## Usage

```
<acp-data-manager-m-i-impl xmlns="http://xml.juniper.net/sdx/acp-data-manager-m-i-impl">
  <number-congestion-point-object-read> number-congestion-point-object-read </number-congestion-point-object-read>
  <number-congestion-point-profile-read> number-congestion-point-profile-read </number-congestion-point-profile-read>
  <number-congestion-point-read> number-congestion-point-read </number-congestion-point-read>
  <number-service-read> number-service-read </number-service-read>
  <number-users-read> number-users-read </number-users-read>
</acp-data-manager-m-i-impl>
```

## Description

ACP Data Manager SNMP information

## Contents

<number-congestion-point-object-read> —Number Of Congestion Point Object Read

**Value**—Integer in the range -2147483648–2147483647

<number-congestion-point-profile-read> —Number Of Congestion Point Profile Read

**Value**—Integer in the range -2147483648–2147483647

<number-congestion-point-read> —Number Of Congestion Point Read

**Value**—Integer in the range -2147483648–2147483647

<number-service-read> —Number Of Service Read

**Value**—Integer in the range -2147483648–2147483647

<number-users-read> —Number of Users Read

**Value**—Integer in the range -2147483648–2147483647

# <acp-m-i-impl>

## Usage

```
<acp-m-i-impl xmlns="http://xml.juniper.net/sdx/acp-m-i-impl">
  <heap-limit> heap-limit </heap-limit>
  <heap-used> heap-used </heap-used>
  <master> master </master>
  <number-congestion-point-remote-update> number-congestion-point-remote-update </number-congestion-point-remote-update>
  <number-congestion-points> number-congestion-points </number-congestion-points>
  <number-filtered-remote-update> number-filtered-remote-update </number-filtered-remote-update>
  <number-ignored-tracking-events> number-ignored-tracking-events </number-ignored-tracking-events>
  <number-interface-tracking-events> number-interface-tracking-events </number-interface-tracking-events>
  <number-out-of-Sync> number-out-of-Sync </number-out-of-Sync>
  <number-ready-to-sync> number-ready-to-sync </number-ready-to-sync>
  <number-sync-complete> number-sync-complete </number-sync-complete>
  <number-sync-events> number-sync-events </number-sync-events>
  <number-threads> number-threads </number-threads>
  <number-user-remote-update> number-user-remote-update </number-user-remote-update>
  <number-virtual-routers> number-virtual-routers </number-virtual-routers>
  <up-time> up-time </up-time>
</acp-m-i-impl>
```

## Description

ACP general SNMP information

## Contents

<heap-limit> —Java Heap Limitation

**Value**—Integer in the range -2147483648–2147483647

<heap-used> —Java Heap Usage

**Value**—Integer in the range -2147483648–2147483647

<master> —Role In Redundancy Master/Slave

**Value**—Integer in the range -2147483648–2147483647

<number-congestion-point-remote-update> —Number Of Congestion Point Remote Update

**Value**—Integer in the range -2147483648–2147483647

<number-congestion-points> —Number Of Congestion Points

**Value**—Integer in the range -2147483648–2147483647

<number-filtered-remote-update> —Number Of remote update being filtered

**Value**—Integer in the range -2147483648–2147483647

<number-ignored-tracking-events> —Number Of Ignored Tracking Events

**Value**—Integer in the range -2147483648–2147483647

<number-interface-tracking-events> —Number Of Interface Tracking Events

**Value**—Integer in the range -2147483648–2147483647

<number-out-of-Sync> —Number Of Out Of Synchronization

**Value**—Integer in the range -2147483648–2147483647

<number-ready-to-sync> —Number Of Ready To Synchronization Event

**Value**—Integer in the range -2147483648–2147483647

<number-sync-complete> —Number Of Synchronization Complete Event

**Value**—Integer in the range -2147483648–2147483647

<number-sync-events> —Number Of Synchronization Event

**Value**—Integer in the range -2147483648–2147483647

<number-threads> —Number of Threads

**Value**—Integer in the range -2147483648–2147483647

<number-user-remote-update> —Number Of User Remote Update

**Value**—Integer in the range -2147483648–2147483647

<number-virtual-routers> —Number Of Virtual Routers

**Value**—Integer in the range -2147483648–2147483647

<up-time> —Up Time

**Value**—Integer in the range -2147483648–2147483647

# <acp-virtual-router-m-i-impl>

## Usage

```
<acp-virtual-router-m-i-impl xmlns="http://xml.juniper.net/sdx/acp-virtual-router-m-i-impl">
  <interim-service-event-handleTime> interim-service-event-handleTime </interim-service-event-handleTime>
  <number-backbone-service> number-backbone-service </number-backbone-service>
  <number-deny-activation> number-deny-activation </number-deny-activation>
  <number-grant-activation> number-grant-activation </number-grant-activation>
  <number-interim-service-events-received> number-interim-service-events-received </number-interim-service-
events-received>
  <number-service-auth-events-received> number-service-auth-events-received </number-service-auth-events-
received>
  <number-service-session> number-service-session </number-service-session>
  <number-start-service-events-received> number-start-service-events-received </number-start-service-events-
received>
  <number-start-user-events-received> number-start-user-events-received </number-start-user-events-received>
  <number-stop-user-events-received> number-stop-user-events-received </number-stop-user-events-received>
  <number-user-session> number-user-session </number-user-session>
  <start-service-event-handleTime> start-service-event-handleTime </start-service-event-handleTime>
  <start-user-event-handleTime> start-user-event-handleTime </start-user-event-handleTime>
  <stop-service-event-handleTime> stop-service-event-handleTime </stop-service-event-handleTime>
  <stop-user-event-handleTime> stop-user-event-handleTime </stop-user-event-handleTime>
  <virtual-router-name> virtual-router-name </virtual-router-name>
</acp-virtual-router-m-i-impl>
```

## Description

ACP Virtual Router SNMP information

## Contents

<interim-service-event-handleTime> —Time Handling Interim Service Events

**Value**—Integer in the range -2147483648–2147483647

<number-backbone-service> —Number Of Backbone Services

**Value**—Integer in the range -2147483648–2147483647

<number-deny-activation> —Number Of Service Activation Denies

**Value**—Integer in the range -2147483648–2147483647

<number-grant-activation> —Number Of Service Activation Granted

**Value**—Integer in the range -2147483648–2147483647



<number-interim-service-events-received> —Number Of Interim Service Tracking Event Received

**Value**—Integer in the range -2147483648–2147483647

<number-service-auth-events-received> —Number Of Service Authentication Events Received

**Value**—Integer in the range -2147483648–2147483647

<number-service-session> —Number Of Service Sessions

**Value**—Integer in the range -2147483648–2147483647

<number-start-service-events-received> —Number Of Start Service Tracking Events Received

**Value**—Integer in the range -2147483648–2147483647

<number-start-user-events-received> —Number Of Start User Tracking Events Received

**Value**—Integer in the range -2147483648–2147483647

<number-stop-user-events-received> —Number Of Stop User Tracking Events Received

**Value**—Integer in the range -2147483648–2147483647

<number-user-session> —Number Of User Sessions

**Value**—Integer in the range -2147483648–2147483647

<start-service-event-handleTime> —Time Handling Start Service Events

**Value**—Integer in the range -2147483648–2147483647

<start-user-event-handleTime> —Time Handling Start User Events

**Value**—Integer in the range -2147483648–2147483647

<stop-service-event-handleTime> —Time Handling Stop Service Events

**Value**—Integer in the range -2147483648–2147483647

<stop-user-event-handleTime> —Time Handling Stop User Events

**Value**—Integer in the range -2147483648–2147483647

<virtual-router-name> —Virtual Router Name

**Value**—Text

## Style

### brief

<virtual-router-name>

### detail

<interim-service-event-handleTime>  
 <number-backbone-service>  
 <number-deny-activation>  
 <number-grant-activation>  
 <number-interim-service-events-received>  
 <number-service-auth-events-received>  
 <number-service-session>  
 <number-start-service-events-received>  
 <number-start-user-events-received>  
 <number-stop-user-events-received>  
 <number-user-session>  
 <start-service-event-handleTime>  
 <start-user-event-handleTime>  
 <stop-service-event-handleTime>  
 <stop-user-event-handleTime>  
 <virtual-router-name>

# <b-b-service>

## Usage

```
<b-b-service xmlns="http://xml.juniper.net/sdx/b-b-service">
  <congestion-point> congestion-point </congestion-point>
  <name> name </name>
  <provisioned-downstream-bandwidth> provisioned-downstream-bandwidth </provisioned-downstream-
bandwidth>
  <provisioned-upstream-bandwidth> provisioned-upstream-bandwidth </provisioned-upstream-bandwidth>
  <service-session xmlns="http://xml.juniper.net/sdx/service-session"> ... </service-session>
</b-b-service>
```

## Description

### Backbone Service Information

## Contents

<congestion-point> —Congestion Point

**Value**—Text

<name> —Backbone service name

**Value**—Text

<provisioned-downstream-bandwidth> —Provisioned downstream bandwidth [kbps]

**Value**—Integer in the range -2147483648–2147483647

<provisioned-upstream-bandwidth> —Provisioned upstream bandwidth [kbps]

**Value**—Integer in the range -2147483648–2147483647

<service-session>

Multiple tag: can occur zero or more times.

[service-session](#)

## Style

**brief**

<name>  
<provisioned-downstream-bandwidth>  
<provisioned-upstream-bandwidth>

**detail**

<congestion-point>  
<name>  
<provisioned-downstream-bandwidth>  
<provisioned-upstream-bandwidth>  
<service-session>

# <b-b-services>

## Usage

```
<b-b-services xmlns="http://xml.juniper.net/sdx/b-b-services">  
  <b-b-service xmlns="http://xml.juniper.net/sdx/b-b-service"> ... </b-b-service>  
</b-b-services>
```

## Contents

<b-b-service>

Multiple tag: can occur zero or more times.

[b-b-service](#)

## Style

### brief

<b-b-service>

### detail

<b-b-service>

# <congestion-point-context>

## Usage

```
<congestion-point-context xmlns="http://xml.juniper.net/sdx/congestion-point-context">
  <current-downstream-bandwidth> current-downstream-bandwidth </current-downstream-bandwidth>
  <current-upstream-bandwidth> current-upstream-bandwidth </current-upstream-bandwidth>
  <device-name> device-name </device-name>
  <dn> dn </dn>
  <name> name </name>
  <state> state </state>
  <update-timestamp> update-timestamp </update-timestamp>
</congestion-point-context>
```

## Description

Congestion point remote update information

## Contents

<current-downstream-bandwidth> —Current downstream bandwidth [kpbs]

**Value**—Integer in the range -2147483648–2147483647

<current-upstream-bandwidth> —Current upstream bandwidth [kpbs]

**Value**—Integer in the range -2147483648–2147483647

<device-name> —Network device name

**Value**—Text

<dn> —Congestion point DN

**Value**—Text

<name> —Congestion point name

**Value**—Text

<state> —Congestion point state

**Value**—Text

<update-timestamp> —Update timestamp

**Value**—Text

## Style

### brief

<device-name>

<dn>

<name>

### detail

<current-downstream-bandwidth>

<current-upstream-bandwidth>

<device-name>

<dn>

<name>

<state>

<update-timestamp>

# <intf>

## Usage

```

<intf xmlns="http://xml.juniper.net/sdx/intf">
  <background-downstream-bandwidth> background-downstream-bandwidth </background-downstream-
bandwidth>
  <background-upstream-bandwidth> background-upstream-bandwidth </background-upstream-bandwidth>
  <current-downstream-bandwidth> current-downstream-bandwidth </current-downstream-bandwidth>
  <current-upstream-bandwidth> current-upstream-bandwidth </current-upstream-bandwidth>
  <dn> dn </dn>
  <downstream-bandwidth-usage> downstream-bandwidth-usage </downstream-bandwidth-usage>
  <instance-id> instance-id </instance-id>
  <name> name </name>
  <provisioned-downstream-bandwidth> provisioned-downstream-bandwidth </provisioned-downstream-
bandwidth>
  <provisioned-upstream-bandwidth> provisioned-upstream-bandwidth </provisioned-upstream-bandwidth>
  <upstream-bandwidth-usage> upstream-bandwidth-usage </upstream-bandwidth-usage>
</intf>

```

## Description

Congestion Point Information

## Contents

<background-downstream-bandwidth> —Downstream background bandwidth

**Value**—Text

<background-upstream-bandwidth> —Upstream background bandwidth

**Value**—Text

<current-downstream-bandwidth> —Downstream current bandwidth

**Value**—Text

<current-upstream-bandwidth> —Upstream current bandwidth

**Value**—Text

<dn> —DN

**Value**—Text



<downstream-bandwidth-usage> —Downstream bandwidth in use

**Value**—Text

<instance-id> —Instance ID

**Value**—Text

<name> —Congestion point name

**Value**—Text

<provisioned-downstream-bandwidth> —Downstream provisioned bandwidth

**Value**—Text

<provisioned-upstream-bandwidth> —Upstream provisioned bandwidth

**Value**—Text

<upstream-bandwidth-usage> —Upstream bandwidth in use

**Value**—Text

## Style

### brief

<dn>  
<instance-id>  
<name>

### detail

<background-downstream-bandwidth>  
<background-upstream-bandwidth>  
<current-downstream-bandwidth>  
<current-upstream-bandwidth>  
<dn>  
<downstream-bandwidth-usage>  
<instance-id>  
<name>  
<provisioned-downstream-bandwidth>  
<provisioned-upstream-bandwidth>  
<upstream-bandwidth-usage>

# <intfs>

## Usage

```
<intfs xmlns="http://xml.juniper.net/sdx/intfs">  
  <intf xmlns="http://xml.juniper.net/sdx/intf"> ... </intf>  
</intfs>
```

## Contents

<intf>

Multiple tag: can occur zero or more times.

[intf](#)

## Style

### brief

<intf>

### detail

<intf>

# <redundant-state>

## Usage

```
<redundant-state xmlns="http://xml.juniper.net/sdx/redundant-state">
  <enabled> enabled </enabled>
  <remote-ior> remote-ior </remote-ior>
  <remote-state> remote-state </remote-state>
  <state> state </state>
  <sync-queue-size> sync-queue-size </sync-queue-size>
  <vr-sync-states> vr-sync-states </vr-sync-states>
</redundant-state>
```

## Contents

<enabled> —Redundancy enabled

**Value**—Boolean

<remote-ior> —Remote ACP IOR

**Value**—Text

<remote-state> —Remote ACP state

**Value**—Text

<state> —Local ACP state

**Value**—Text

<sync-queue-size> —Synchronization queue size

**Value**—Integer in the range -9223372036854775808–9223372036854775807

<vr-sync-states> —Synchronization state per virtual router

**Value**—Text

# <service-session>

## Usage

```
<service-session xmlns="http://xml.juniper.net/sdx/service-session">  
  <redundancy-state> redundancy-state </redundancy-state>  
  <required-downstream-bandwidth> required-downstream-bandwidth </required-downstream-bandwidth>  
  <required-upstream-bandwidth> required-upstream-bandwidth </required-upstream-bandwidth>  
  <session-id> session-id </session-id>  
</service-session>
```

## Description

Service Session Information

## Contents

<redundancy-state> —State for redundancy

**Value**—Text

<required-downstream-bandwidth> —Required downstream bandwidth [kpbs]

**Value**—Integer in the range -2147483648–2147483647

<required-upstream-bandwidth> —Required upstream bandwidth [kbps]

**Value**—Integer in the range -2147483648–2147483647

<session-id> —Accounting session ID

**Value**—Text

# <service-session-congestion-points>

## Usage

```
<service-session-congestion-points xmlns="http://xml.juniper.net/sdx/service-session-congestion-points">  
  <intf xmlns="http://xml.juniper.net/sdx/intf"> ... </intf>  
  <service-session xmlns="http://xml.juniper.net/sdx/service-session"> ... </service-session>  
</service-session-congestion-points>
```

## Contents

<intf>

Multiple tag: can occur zero or more times.

[intf](#)

<service-session>

[service-session](#)

# <user>

## Usage

```
<user xmlns="http://xml.juniper.net/sdx/user">
  <current-downstream-bandwidth> current-downstream-bandwidth </current-downstream-bandwidth>
  <current-upstream-bandwidth> current-upstream-bandwidth </current-upstream-bandwidth>
  <dn> dn </dn>
  <downstream-bandwidth-usage> downstream-bandwidth-usage </downstream-bandwidth-usage>
  <name> name </name>
  <phone> phone </phone>
  <redundancy-state> redundancy-state </redundancy-state>
  <service-session xmlns="http://xml.juniper.net/sdx/service-session"> ... </service-session>
  <upstream-bandwidth-usage> upstream-bandwidth-usage </upstream-bandwidth-usage>
  <user-info xmlns="http://xml.juniper.net/sdx/user-info"> ... </user-info>
  <user-profile xmlns="http://xml.juniper.net/sdx/user-profile"> ... </user-profile>
</user>
```

## Description

User Session Information

## Contents

<current-downstream-bandwidth> —Current downstream bandwidth [kpbs]

**Value**—Integer in the range -2147483648–2147483647

<current-upstream-bandwidth> —Current upstream bandwidth [kpbs]

**Value**—Integer in the range -2147483648–2147483647

<dn> —User DN

**Value**—Text

<downstream-bandwidth-usage> —Downstream bandwidth usage [kpbs]

**Value**—Integer in the range -2147483648–2147483647

<name> —User name

**Value**—Text

<phone> —User phone

**Value**—Text

<redundancy-state> —State for redundancy

**Value**—Text

<service-session>

Multiple tag: can occur zero or more times.

[service-session](#)

<upstream-bandwidth-usage> —Upstream bandwidth usage [kpbs]

**Value**—Integer in the range -2147483648–2147483647

<user-info>

[user-info](#)

<user-profile>

[user-profile](#)

## Style

### brief

<dn>

<name>

### detail

<current-downstream-bandwidth>

<current-upstream-bandwidth>

<dn>

<downstream-bandwidth-usage>

<name>

<phone>

<redundancy-state>

<service-session>

<upstream-bandwidth-usage>

<user-info>

<user-profile>

# <user-info>

## Usage

```
<user-info xmlns="http://xml.juniper.net/sdx/user-info">  
  <nas-ip-address> nas-ip-address </nas-ip-address>  
  <nas-port-id> nas-port-id </nas-port-id>  
  <session-id> session-id </session-id>  
  <user-ip-address> user-ip-address </user-ip-address>  
  <virtual-router> virtual-router </virtual-router>  
</user-info>
```

## Description

User Information from tracking event

## Contents

<nas-ip-address> —NAS IP address

**Value**—Text

<nas-port-id> —NAS port ID

**Value**—Text

<session-id> —User session ID

**Value**—Text

<user-ip-address> —User IP address

**Value**—Text

<virtual-router> —Virtual router name

**Value**—Text



# <user-profile>

## Usage

```
<user-profile xmlns="http://xml.juniper.net/sdx/user-profile">
  <phone> phone </phone>
  <provisioned-downstream-bandwidth> provisioned-downstream-bandwidth </provisioned-downstream-bandwidth>
  <provisioned-upstream-bandwidth> provisioned-upstream-bandwidth </provisioned-upstream-bandwidth>
</user-profile>
```

## Description

### User Information

### Contents

<phone> —Phone in user profile

**Value**—Text

<provisioned-downstream-bandwidth> —Provisioned downstream bandwidth [kbps]

**Value**—Integer in the range -2147483648–2147483647

<provisioned-upstream-bandwidth> —Provisioned upstream bandwidth [kbps]

**Value**—Integer in the range -2147483648–2147483647

# <user-remote-update>

## Usage

```
<user-remote-update xmlns="http://xml.juniper.net/sdx/user-remote-update">
  <current-downstream-bandwidth> current-downstream-bandwidth </current-downstream-bandwidth>
  <current-upstream-bandwidth> current-upstream-bandwidth </current-upstream-bandwidth>
  <device-name> device-name </device-name>
  <nas-ip-address> nas-ip-address </nas-ip-address>
  <nas-port-id> nas-port-id </nas-port-id>
  <phone> phone </phone>
  <update-timestamp> update-timestamp </update-timestamp>
  <user-ip-address> user-ip-address </user-ip-address>
</user-remote-update>
```

## Description

User remote update information

## Contents

<current-downstream-bandwidth> —Current downstream bandwidth [kpbs]

**Value**—Integer in the range -2147483648–2147483647

<current-upstream-bandwidth> —Current upstream bandwidth [kpbs]

**Value**—Integer in the range -2147483648–2147483647

<device-name> —Network device name

**Value**—Text

<nas-ip-address> —NAS IP address

**Value**—Text

<nas-port-id> —NAS port ID

**Value**—Text

<phone> —Phone

**Value**—Text

<update-timestamp> —Update timestamp

**Value**—Text

<user-ip-address> —User IP address

**Value**—Text

## Style

### brief

<device-name>  
<nas-ip-address>  
<nas-port-id>  
<phone>

### detail

<current-downstream-bandwidth>  
<current-upstream-bandwidth>  
<device-name>  
<nas-ip-address>  
<nas-port-id>  
<phone>  
<update-timestamp>

# <user-session-congestion-points>

## Usage

```
<user-session-congestion-points xmlns="http://xml.juniper.net/sdx/user-session-congestion-points">
  <intf xmlns="http://xml.juniper.net/sdx/intf"> ... </intf>
  <service-session-congestion-points xmlns="http://xml.juniper.net/sdx/service-session-congestion-points"> ...
</service-session-congestion-points>
  <user xmlns="http://xml.juniper.net/sdx/user"> ... </user>
</user-session-congestion-points>
```

## Description

User Session Congestion Point Information

## Contents

<intf>

Multiple tag: can occur zero or more times.  
[intf](#)

<service-session-congestion-points>

Multiple tag: can occur zero or more times.  
[service-session-congestion-points](#)

<user>

[user](#)

# <user-sessions-congestion-points>

## Usage

```
<user-sessions-congestion-points xmlns="http://xml.juniper.net/sdx/user-sessions-congestion-points">  
  <user-session-congestion-points xmlns="http://xml.juniper.net/sdx/user-session-congestion-points"> ... </user-session-congestion-points>  
</user-sessions-congestion-points>
```

## Contents

<user-session-congestion-points>

Multiple tag: can occur zero or more times.

[user-session-congestion-points](#)



# Redirect Server Operational Tag Elements

[Table 22](#) lists the SRC CLI operational mode commands that have corresponding SRC XML request tag elements in the current version of the SRC software, and maps each command to its request tag element. CLI configuration commands and statements are listed in alphabetical order.

For a list of mappings organized alphabetically by request tag element name, see [Table 23](#). For more information about CLI commands, see the *SRC PE CLI Command Reference*.

For a list of response tag elements, see [Table 24](#).

Table 22: Mapping of Redirect Server CLI Commands to Operational Tag Elements

CLI Command	Request Tag Element
show redirect server statistics	show-redirect-server-statistics

[Table 23](#) maps SRC XML operational request tag elements to SRC CLI commands. Tag elements are listed in alphabetical order.

Table 23: Mapping of Redirect Server Operational Tag Elements to CLI Commands

Request Tag Element	CLI Command
<a href="#">show-redirect-server-statistics</a>	show redirect server statistics

[Table 24](#) lists the SRC XML operational response tag elements. Tag elements are listed in alphabetical order.

Table 24: Operational Response Tag Elements

Response Tag Element
<a href="#">redir-statistics</a>

# <show-redirect-server-statistics>

## Usage

```
<rpc>  
  <show-redirect-server-statistics>  
    <output-style> output-style-choice </output-style>  
  </show-redirect-server-statistics>  
</rpc>
```

## Release Information

Command introduced in SRC Release 1.0.0

## Description

Display statistics for redirect server.

## Contents

<output-style>— (Optional) Output style.

### Value

- brief— Display brief information.

**Default**—normal

## Required Privilege Level

view

## Output Tag

[redir-statistics](#)



# <redir-statistics>

## Usage

```
<redir-statistics xmlns="http://xml.juniper.net/sdx/redir-statistics">
  <accepted-requests> accepted-requests </accepted-requests>
  <global-limit-reached> global-limit-reached </global-limit-reached>
  <rejected-requests> rejected-requests </rejected-requests>
  <uptime> uptime </uptime>
  <user-buckets> user-buckets </user-buckets>
  <user-limit-reached> user-limit-reached </user-limit-reached>
</redir-statistics>
```

## Contents

<accepted-requests> —Accepted requests

Total number of HTTP requests accepted by the redirector

**Value**—Integer in the range -2147483648–2147483647

<global-limit-reached> —Number of global limits reached

Total number times the global limit was reached. When the limit is reached requests are rejected for the remainder of the minute.

**Value**—Integer in the range -2147483648–2147483647

<rejected-requests> —Rejected requests

Total number of rejected requests

**Value**—Integer in the range -2147483648–2147483647

<uptime> —Uptime

Time since process restart

**Value**—Integer in the range -2147483648–2147483647

<user-buckets> —Number of user limit leaky buckets

The number is an indicator for the number of unique IP addresses actively hitting the redirector during the current minute

**Value**—Integer in the range -2147483648–2147483647

<user-limit-reached> —Number of user limits reached

Total number of per user limits reached. When the limit is reached further requests are rejected for the remainder of the minute.

**Value**—Integer in the range -2147483648–2147483647

## Style

### brief

<accepted-requests>

<rejected-requests>

<uptime>

### normal

<accepted-requests>

<global-limit-reached>

<rejected-requests>

<uptime>

<user-buckets>

<user-limit-reached>

# External Subscriber Monitor Operational Tag Elements

[Table 28](#) lists the SRC CLI operational mode commands that have corresponding SRC XML request tag elements in the current version of the SRC software, and maps each command to its request tag element. CLI configuration commands and statements are listed in alphabetical order.

For a list of mappings organized alphabetically by request tag element name, see [Table 29](#). For more information about CLI commands, see the *SRC PE CLI Command Reference*.

For a list of response tag elements, see [Table 30](#).

Table 28: Mapping of External Subscriber Monitor CLI Commands to Operational Tag Elements

CLI Command	Request Tag Element
get-monAgent-statistics-event-notifications	get-monAgent-statistics-event-notifications
get-monAgent-statistics-process	get-monAgent-statistics-process
get-radius	get-radius
get-radius-authorization	get-radius-authorization

[Table 29](#) maps SRC XML operational request tag elements to SRC CLI commands. Tag elements are listed in alphabetical order.

Table 29: Mapping of External Subscriber Monitor Operational Tag Elements to CLI Commands

Request Tag Element	CLI Command
<a href="#">get-monAgent-statistics-event-notifications</a>	get-monAgent-statistics-event-notifications
<a href="#">get-monAgent-statistics-process</a>	get-monAgent-statistics-process
<a href="#">get-radius</a>	get-radius
<a href="#">get-radius-authorization</a>	get-radius-authorization

[Table 30](#) lists the SRC XML operational response tag elements. Tag elements are listed in alphabetical order.

Table 30: Operational Response Tag Elements

Response Tag Element
<a href="#">notification-stat</a>
<a href="#">process-stat</a>
<a href="#">radius-auth-client-stat</a>
<a href="#">radius-auth-stat</a>
<a href="#">radius-client-stat</a>

<a href="#">radius-stat</a>
-----------------------------

# <get-monAgent-statistics-event-notifications>

## Usage

```
<rpc>  
  <get-monAgent-statistics-event-notifications>  
  </get-monAgent-statistics-event-notifications>  
</rpc>
```

## Release Information

Command introduced in SRC Release 3.0.0

## Description

Display statistics about event notifications, including the number of ipUp and ipDown notifications sent.

## Required Privilege Level

view

## Output Tag

[notification-stat](#)

# <get-monAgent-statistics-process>

## Usage

```
<rpc>  
  <get-monAgent-statistics-process>  
  </get-monAgent-statistics-process>  
</rpc>
```

## Release Information

Command introduced in SRC Release 3.0.0

## Description

Display process information for External Subscriber Monitor, including up time and memory usage.

## Required Privilege Level

view

## Output Tag

[process-stat](#)

# <get-radius>

## Usage

```
<rpc>
  <get-radius>
    <client-address> client-address </client-address>
    <style> style-choice </style>
  </get-radius>
</rpc>
```

## Release Information

Command introduced in SRC Release 3.0.0

## Description

Display RADIUS accounting statistics for External Subscriber Monitor.

## Contents

`<client-address>`— (Optional) IP address of a RADIUS accounting client. If you do not specify a valid client address, statistics for all clients are displayed.

**Value**—Text

**Default**— No value

`<style>`— (Optional) Output style

**Value**

- `brief`— Display only total number of RADIUS packets sent or received.

**Default**— Detail

## Required Privilege Level

view

## Output Tag

[radius-stat](#)

# <get-radius-authorization>

## Usage

```
<rpc>
  <get-radius-authorization>
    <client-address> client-address </client-address>
    <style> style-choice </style>
  </get-radius-authorization>
</rpc>
```

## Release Information

Command introduced in SRC Release 3.0.0

## Description

Display RADIUS authorization statistics for External Subscriber Monitor.

## Contents

**<client-address>**— (Optional) IP address of a RADIUS authorization client. If you do not specify a valid client address, statistics for all clients are displayed.

**Value**—Text

**Default**— No value

**<style>**— (Optional) Output style

**Value**

- **brief**— Display only total number of RADIUS packets sent or received.

**Default**— Detail

## Required Privilege Level

view

## Output Tag

[radius-auth-stat](#)



# <notification-stat>

## Usage

```
<notification-stat xmlns="http://xml.juniper.net/sdx/notification-stat">
  <number-ip-down> number-ip-down </number-ip-down>
  <number-ip-down-dropped> number-ip-down-dropped </number-ip-down-dropped>
  <number-ip-down-queued> number-ip-down-queued </number-ip-down-queued>
  <number-ip-down-retries> number-ip-down-retries </number-ip-down-retries>
  <number-ip-down-sent> number-ip-down-sent </number-ip-down-sent>
  <number-ip-up> number-ip-up </number-ip-up>
  <number-ip-up-dropped> number-ip-up-dropped </number-ip-up-dropped>
  <number-ip-up-queued> number-ip-up-queued </number-ip-up-queued>
  <number-ip-up-retries> number-ip-up-retries </number-ip-up-retries>
  <number-ip-up-sent> number-ip-up-sent </number-ip-up-sent>
  <number-nic-lookup-retries> number-nic-lookup-retries </number-nic-lookup-retries>
</notification-stat>
```

## Contents

<number-ip-down> —Number of ipDown events

The total number of ipDown including ipDown sent and IpDown queued

**Value**—Integer in the range -9223372036854775808–9223372036854775807

<number-ip-down-dropped> —Number of ipDown dropped

**Value**—Integer in the range -9223372036854775808–9223372036854775807

<number-ip-down-queued> —Number of ipDown queued

**Value**—Integer in the range -9223372036854775808–9223372036854775807

<number-ip-down-retries> —Number of ipDown retries

**Value**—Integer in the range -9223372036854775808–9223372036854775807

<number-ip-down-sent> —Number of ipDown sent

**Value**—Integer in the range -9223372036854775808–9223372036854775807

<number-ip-up> —Number of ipUp events

The total number of ipUp including ipUp sent and IpUp queued

**Value**—Integer in the range -9223372036854775808–9223372036854775807

<number-ip-up-dropped> —Number of ipUp dropped

**Value**—Integer in the range -9223372036854775808–9223372036854775807

<number-ip-up-queued> —Number of ipUp queued

**Value**—Integer in the range -9223372036854775808–9223372036854775807

<number-ip-up-retries> —Number of ipUp retries

**Value**—Integer in the range -9223372036854775808–9223372036854775807

<number-ip-up-sent> —Number of ipUp sent

**Value**—Integer in the range -9223372036854775808–9223372036854775807

<number-nic-lookup-retries> —Number of Nic lookup retries

**Value**—Integer in the range -9223372036854775808–9223372036854775807

# <process-stat>

## Usage

```
<process-stat xmlns="http://xml.juniper.net/sdx/process-stat">  
  <heap-in-use> heap-in-use </heap-in-use>  
  <heap-limit> heap-limit </heap-limit>  
  <threads> threads </threads>  
  <up-time> up-time </up-time>  
</process-stat>
```

## Contents

<heap-in-use> —Heap in use

**Value**—Text

<heap-limit> —heap Limit

**Value**—Text

<threads> —Threads

**Value**—Integer in the range -2147483648–2147483647

<up-time> —Up Time

**Value**—Text

# <radius-auth-client-stat>

## Usage

```
<radius-auth-client-stat xmlns="http://xml.juniper.net/sdx/radius-auth-client-stat">
  <client-address> client-address </client-address>
  <num-request-per-s> num-request-per-s </num-request-per-s>
  <number-access-accept> number-access-accept </number-access-accept>
  <number-access-reject> number-access-reject </number-access-reject>
  <number-access-req> number-access-req </number-access-req>
  <number-access-req-dropped> number-access-req-dropped </number-access-req-dropped>
  <number-dropped-response> number-dropped-response </number-dropped-response>
</radius-auth-client-stat>
```

## Contents

<client-address> —Client Address

Client Address

**Value**—Text

<num-request-per-s> —Number of access request received per second

**Value**—Integer in the range -2147483648–2147483647

<number-access-accept> —Number of RADIUS access-accept sent

The total number of RADIUS access-accept sent

**Value**—Integer in the range -2147483648–2147483647

<number-access-reject> —Number of RADIUS access-reject sent

The total number of RADIUS access-reject sent

**Value**—Integer in the range -2147483648–2147483647

<number-access-req> —Number of RADIUS access-request received

The Number of received RADIUS access-request

**Value**—Integer in the range -2147483648–2147483647

<number-access-req-dropped> —Number of RADIUS access-request dropped

The total number of dropped RADIUS access-request

**Value**—Integer in the range -2147483648–2147483647

<number-dropped-response> —Number of RADIUS access responses dropped

The total number of dropped response

**Value**—Integer in the range -2147483648–2147483647

# <radius-auth-stat>

## Usage

```
<radius-auth-stat xmlns="http://xml.juniper.net/sdx/radius-auth-stat">
  <dropped-access-req> dropped-access-req </dropped-access-req>
  <radius-auth-client-stat xmlns="http://xml.juniper.net/sdx/radius-auth-client-stat"> ... </radius-auth-client-stat>
  <received-access-req> received-access-req </received-access-req>
  <response-discarded-packets> response-discarded-packets </response-discarded-packets>
  <response-sent> response-sent </response-sent>
</radius-auth-stat>
```

## Contents

<dropped-access-req> —Number of RADIUS access-request dropped

**Value**—Integer in the range -2147483648–2147483647

<radius-auth-client-stat>

Multiple tag: can occur zero or more times.

[radius-auth-client-stat](#)

<received-access-req> —Number of RADIUS access-request received

**Value**—Integer in the range -2147483648–2147483647

<response-discarded-packets> —Number of RADIUS access responses dropped

**Value**—Integer in the range -2147483648–2147483647

<response-sent> —Number of RADIUS access responses sent

**Value**—Integer in the range -2147483648–2147483647

## Style

### brief

```
<dropped-access-req>
<received-access-req>
<response-discarded-packets>
<response-sent>
```

**detail**

<radius-auth-client-stat>

# <radius-client-stat>

## Usage

```
<radius-client-stat xmlns="http://xml.juniper.net/sdx/radius-client-stat">
  <client-ip> client-ip </client-ip>
  <num-acct-discarded> num-acct-discarded </num-acct-discarded>
  <number-acct-interim> number-acct-interim </number-acct-interim>
  <number-acct-start> number-acct-start </number-acct-start>
  <number-acct-stop> number-acct-stop </number-acct-stop>
</radius-client-stat>
```

## Contents

<client-ip> —Client Address

Client Address

**Value**—Text

<num-acct-discarded> —Number of accounting request discarded

The total number of discarded requests

**Value**—Integer in the range -2147483648–2147483647

<number-acct-interim> —Number of accounting interim received

The total number of accounting interim request for this client

**Value**—Integer in the range -9223372036854775808–9223372036854775807

<number-acct-start> —Number of accounting start received

The total number of accounting start request for this client

**Value**—Integer in the range -9223372036854775808–9223372036854775807

<number-acct-stop> —Number of accounting stop received

The total number of accounting stop request for this client

**Value**—Integer in the range -9223372036854775808–9223372036854775807



# <radius-stat>

## Usage

```
<radius-stat xmlns="http://xml.juniper.net/sdx/radius-stat">
  <radius-client-stat xmlns="http://xml.juniper.net/sdx/radius-client-stat"> ... </radius-client-stat>
  <received-radius-packet> received-radius-packet </received-radius-packet>
  <responded-packets> responded-packets </responded-packets>
</radius-stat>
```

## Contents

<radius-client-stat>

Multiple tag: can occur zero or more times.  
[radius-client-stat](#)

<received-radius-packet> —Number of received accounting request

**Value**—Integer in the range -9223372036854775808–9223372036854775807

<responded-packets> —Number of sent accounting response

**Value**—Integer in the range -9223372036854775808–9223372036854775807

## Style

### brief

```
<received-radius-packet>
<responded-packets>
```

### detail

```
<radius-client-stat>
```



# Dynamic Service Activator Operational Tag Elements

[Table 31](#) lists the SRC CLI operational mode commands that have corresponding SRC XML request tag elements in the current version of the SRC software, and maps each command to its request tag element. CLI configuration commands and statements are listed in alphabetical order.

For a list of mappings organized alphabetically by request tag element name, see [Table 32](#). For more information about CLI commands, see the *SRC PE CLI Command Reference*.

For a list of response tag elements, see [Table 33](#).

Table 31: Mapping of Dynamic Service Activator CLI Commands to Operational Tag Elements

CLI Command	Request Tag Element
show dsa statistics general	get-dsa-statistics-general
show dsa statistics nic proxy	get-dsa-statistics-nic-proxy
show dsa statistics soap operation	get-dsa-statistics-soap-operation
test dsa dsa service environment clear	test-dsa-dsa-service-environment-clear
test dsa dsa service environment clear client id	test-dsa-dsa-service-environment-clear-client-id
test dsa dsa service environment clear client password	test-dsa-dsa-service-environment-clear-client-password
test dsa dsa service environment clear host	test-dsa-dsa-service-environment-clear-host
test dsa dsa service environment clear port	test-dsa-dsa-service-environment-clear-port
test dsa dsa service environment clear subscriber id	test-dsa-dsa-service-environment-clear-subscriber-id
test dsa dsa service environment clear subscriber password	test-dsa-dsa-service-environment-clear-subscriber-password
test dsa dsa service environment clear subscriber uri	test-dsa-dsa-service-environment-clear-subscriber-uri
test dsa dsa service environment set	test-dsa-dsa-service-environment-set
test dsa dsa service environment set subscriber uri	test-dsa-dsa-service-environment-set-subscriber-uri
test dsa dsa service environment show	test-dsa-dsa-service-environment-show
test dsa dsa service environment show client id	test-dsa-dsa-service-environment-show-client-id
test dsa dsa service environment show client password	test-dsa-dsa-service-environment-show-client-password
test dsa dsa service environment show host	test-dsa-dsa-service-environment-show-host

test dsa dsa service environment show port	test-dsa-dsa-service-environment-show-port
test dsa dsa service environment show subscriber id	test-dsa-dsa-service-environment-show-subscriber-id
test dsa dsa service environment show subscriber password	test-dsa-dsa-service-environment-show-subscriber-password
test dsa dsa service environment show subscriber uri	test-dsa-dsa-service-environment-show-subscriber-uri
test dsa dsa service invoke gateway extension	test-dsa-dsa-service-invoke-gateway-extension
test dsa dsa service invoke script	test-dsa-dsa-service-invoke-script
test dsa dsa service subscriber activate service	test-dsa-dsa-service-subscriber-activate-service
test dsa dsa service subscriber deactivate service	test-dsa-dsa-service-subscriber-deactivate-service
test dsa dsa service subscriber login	test-dsa-dsa-service-subscriber-login
test dsa dsa service subscriber logout	test-dsa-dsa-service-subscriber-logout
test dsa dsa service subscriber modify service	test-dsa-dsa-service-subscriber-modify-service
test dsa dsa service subscriber read subscription	test-dsa-dsa-service-subscriber-read-subscription
test dsa dsa2 service environment clear	test-dsa-dsa2-service-environment-clear
test dsa dsa2 service environment clear client id	test-dsa-dsa2-service-environment-clear-client-id
test dsa dsa2 service environment clear client password	test-dsa-dsa2-service-environment-clear-client-password
test dsa dsa2 service environment clear host	test-dsa-dsa2-service-environment-clear-host
test dsa dsa2 service environment clear port	test-dsa-dsa2-service-environment-clear-port
test dsa dsa2 service environment clear subscriber id	test-dsa-dsa2-service-environment-clear-subscriber-id
test dsa dsa2 service environment clear subscriber password	test-dsa-dsa2-service-environment-clear-subscriber-password
test dsa dsa2 service environment clear subscriber uri	test-dsa-dsa2-service-environment-clear-subscriber-uri
test dsa dsa2 service environment set	test-dsa-dsa2-service-environment-set
test dsa dsa2 service environment set subscriber uri	test-dsa-dsa2-service-environment-set-subscriber-uri
test dsa dsa2 service environment show	test-dsa-dsa2-service-environment-show
test dsa dsa2 service environment show client id	test-dsa-dsa2-service-environment-show-client-id
test dsa dsa2 service environment show client password	test-dsa-dsa2-service-environment-show-client-password
test dsa dsa2 service environment show host	test-dsa-dsa2-service-environment-show-host

test dsa dsa2 service environment show port	test-dsa-dsa2-service-environment-show-port
test dsa dsa2 service environment show subscriber id	test-dsa-dsa2-service-environment-show-subscriber-id
test dsa dsa2 service environment show subscriber password	test-dsa-dsa2-service-environment-show-subscriber-password
test dsa dsa2 service environment show subscriber uri	test-dsa-dsa2-service-environment-show-subscriber-uri
test dsa dsa2 service invoke gateway extension	test-dsa-dsa2-service-invoke-gateway-extension
test dsa dsa2 service invoke script	test-dsa-dsa2-service-invoke-script
test dsa dsa2 service subscriber activate service	test-dsa-dsa2-service-subscriber-activate-service
test dsa dsa2 service subscriber deactivate service	test-dsa-dsa2-service-subscriber-deactivate-service
test dsa dsa2 service subscriber login	test-dsa-dsa2-service-subscriber-login
test dsa dsa2 service subscriber logout	test-dsa-dsa2-service-subscriber-logout
test dsa dsa2 service subscriber modify service	test-dsa-dsa2-service-subscriber-modify-service
test dsa dsa2 service subscriber read subscription	test-dsa-dsa2-service-subscriber-read-subscription
test dsa pcmm service commit resources	test-dsa-pcmm-service-commit-resources
test dsa pcmm service environment clear	test-dsa-pcmm-service-environment-clear
test dsa pcmm service environment clear client id	test-dsa-pcmm-service-environment-clear-client-id
test dsa pcmm service environment clear client password	test-dsa-pcmm-service-environment-clear-client-password
test dsa pcmm service environment clear host	test-dsa-pcmm-service-environment-clear-host
test dsa pcmm service environment clear port	test-dsa-pcmm-service-environment-clear-port
test dsa pcmm service environment clear subscriber address	test-dsa-pcmm-service-environment-clear-subscriber-address
test dsa pcmm service environment clear subscriber uri	test-dsa-pcmm-service-environment-clear-subscriber-uri
test dsa pcmm service environment set	test-dsa-pcmm-service-environment-set
test dsa pcmm service environment show	test-dsa-pcmm-service-environment-show
test dsa pcmm service environment show client id	test-dsa-pcmm-service-environment-show-client-id
test dsa pcmm service environment show client password	test-dsa-pcmm-service-environment-show-client-password
test dsa pcmm service environment show host	test-dsa-pcmm-service-environment-show-host
test dsa pcmm service environment show port	test-dsa-pcmm-service-environment-show-port

test dsa pcmm service environment show subscriber address	test-dsa-pcmm-service-environment-show-subscriber-address
test dsa pcmm service environment show subscriber uri	test-dsa-pcmm-service-environment-show-subscriber-uri
test dsa pcmm service query available services	test-dsa-pcmm-service-query-available-services
test dsa pcmm service query contexts	test-dsa-pcmm-service-query-contexts
test dsa pcmm service release resources	test-dsa-pcmm-service-release-resources

[Table 32](#) maps SRC XML operational request tag elements to SRC CLI commands. Tag elements are listed in alphabetical order.

Table 32: Mapping of Dynamic Service Activator Operational Tag Elements to CLI Commands

Request Tag Element	CLI Command
<a href="#">get-dsa-statistics-general</a>	show dsa statistics general
<a href="#">get-dsa-statistics-nic-proxy</a>	show dsa statistics nic proxy
<a href="#">get-dsa-statistics-soap-operation</a>	show dsa statistics soap operation
<a href="#">test-dsa-dsa-service-environment-clear</a>	test dsa dsa service environment clear
<a href="#">test-dsa-dsa-service-environment-clear-client-id</a>	test dsa dsa service environment clear client id
<a href="#">test-dsa-dsa-service-environment-clear-client-password</a>	test dsa dsa service environment clear client password
<a href="#">test-dsa-dsa-service-environment-clear-host</a>	test dsa dsa service environment clear host
<a href="#">test-dsa-dsa-service-environment-clear-port</a>	test dsa dsa service environment clear port
<a href="#">test-dsa-dsa-service-environment-clear-subscriber-id</a>	test dsa dsa service environment clear subscriber id
<a href="#">test-dsa-dsa-service-environment-clear-subscriber-password</a>	test dsa dsa service environment clear subscriber password
<a href="#">test-dsa-dsa-service-environment-clear-subscriber-uri</a>	test dsa dsa service environment clear subscriber uri
<a href="#">test-dsa-dsa-service-environment-set</a>	test dsa dsa service environment set
<a href="#">test-dsa-dsa-service-environment-set-subscriber-uri</a>	test dsa dsa service environment set subscriber uri
<a href="#">test-dsa-dsa-service-environment-show</a>	test dsa dsa service environment show
<a href="#">test-dsa-dsa-service-environment-show-client-id</a>	test dsa dsa service environment show client id
<a href="#">test-dsa-dsa-service-environment-show-client-password</a>	test dsa dsa service environment show client password
<a href="#">test-dsa-dsa-service-environment-show-host</a>	test dsa dsa service environment show host

<a href="#">test-dsa-dsa-service-environment-show-port</a>	test dsa dsa service environment show port
<a href="#">test-dsa-dsa-service-environment-show-subscriber-id</a>	test dsa dsa service environment show subscriber id
<a href="#">test-dsa-dsa-service-environment-show-subscriber-password</a>	test dsa dsa service environment show subscriber password
<a href="#">test-dsa-dsa-service-environment-show-subscriber-uri</a>	test dsa dsa service environment show subscriber uri
<a href="#">test-dsa-dsa-service-invoke-gateway-extension</a>	test dsa dsa service invoke gateway extension
<a href="#">test-dsa-dsa-service-invoke-script</a>	test dsa dsa service invoke script
<a href="#">test-dsa-dsa-service-subscriber-activate-service</a>	test dsa dsa service subscriber activate service
<a href="#">test-dsa-dsa-service-subscriber-deactivate-service</a>	test dsa dsa service subscriber deactivate service
<a href="#">test-dsa-dsa-service-subscriber-login</a>	test dsa dsa service subscriber login
<a href="#">test-dsa-dsa-service-subscriber-logout</a>	test dsa dsa service subscriber logout
<a href="#">test-dsa-dsa-service-subscriber-modify-service</a>	test dsa dsa service subscriber modify service
<a href="#">test-dsa-dsa-service-subscriber-read-subscription</a>	test dsa dsa service subscriber read subscription
<a href="#">test-dsa-dsa2-service-environment-clear</a>	test dsa dsa2 service environment clear
<a href="#">test-dsa-dsa2-service-environment-clear-client-id</a>	test dsa dsa2 service environment clear client id
<a href="#">test-dsa-dsa2-service-environment-clear-client-password</a>	test dsa dsa2 service environment clear client password
<a href="#">test-dsa-dsa2-service-environment-clear-host</a>	test dsa dsa2 service environment clear host
<a href="#">test-dsa-dsa2-service-environment-clear-port</a>	test dsa dsa2 service environment clear port
<a href="#">test-dsa-dsa2-service-environment-clear-subscriber-id</a>	test dsa dsa2 service environment clear subscriber id
<a href="#">test-dsa-dsa2-service-environment-clear-subscriber-password</a>	test dsa dsa2 service environment clear subscriber password
<a href="#">test-dsa-dsa2-service-environment-clear-subscriber-uri</a>	test dsa dsa2 service environment clear subscriber uri
<a href="#">test-dsa-dsa2-service-environment-set</a>	test dsa dsa2 service environment set
<a href="#">test-dsa-dsa2-service-environment-set-subscriber-uri</a>	test dsa dsa2 service environment set subscriber uri
<a href="#">test-dsa-dsa2-service-environment-show</a>	test dsa dsa2 service environment show
<a href="#">test-dsa-dsa2-service-environment-show-client-id</a>	test dsa dsa2 service environment show client id
<a href="#">test-dsa-dsa2-service-environment-show-client-password</a>	test dsa dsa2 service environment show client password
<a href="#">test-dsa-dsa2-service-environment-show-host</a>	test dsa dsa2 service environment show host

<a href="#">test-dsa-dsa2-service-environment-show-port</a>	test dsa dsa2 service environment show port
<a href="#">test-dsa-dsa2-service-environment-show-subscriber-id</a>	test dsa dsa2 service environment show subscriber id
<a href="#">test-dsa-dsa2-service-environment-show-subscriber-password</a>	test dsa dsa2 service environment show subscriber password
<a href="#">test-dsa-dsa2-service-environment-show-subscriber-uri</a>	test dsa dsa2 service environment show subscriber uri
<a href="#">test-dsa-dsa2-service-invoke-gateway-extension</a>	test dsa dsa2 service invoke gateway extension
<a href="#">test-dsa-dsa2-service-invoke-script</a>	test dsa dsa2 service invoke script
<a href="#">test-dsa-dsa2-service-subscriber-activate-service</a>	test dsa dsa2 service subscriber activate service
<a href="#">test-dsa-dsa2-service-subscriber-deactivate-service</a>	test dsa dsa2 service subscriber deactivate service
<a href="#">test-dsa-dsa2-service-subscriber-login</a>	test dsa dsa2 service subscriber login
<a href="#">test-dsa-dsa2-service-subscriber-logout</a>	test dsa dsa2 service subscriber logout
<a href="#">test-dsa-dsa2-service-subscriber-modify-service</a>	test dsa dsa2 service subscriber modify service
<a href="#">test-dsa-dsa2-service-subscriber-read-subscription</a>	test dsa dsa2 service subscriber read subscription
<a href="#">test-dsa-pcmm-service-commit-resources</a>	test dsa pcmm service commit resources
<a href="#">test-dsa-pcmm-service-environment-clear</a>	test dsa pcmm service environment clear
<a href="#">test-dsa-pcmm-service-environment-clear-client-id</a>	test dsa pcmm service environment clear client id
<a href="#">test-dsa-pcmm-service-environment-clear-client-password</a>	test dsa pcmm service environment clear client password
<a href="#">test-dsa-pcmm-service-environment-clear-host</a>	test dsa pcmm service environment clear host
<a href="#">test-dsa-pcmm-service-environment-clear-port</a>	test dsa pcmm service environment clear port
<a href="#">test-dsa-pcmm-service-environment-clear-subscriber-address</a>	test dsa pcmm service environment clear subscriber address
<a href="#">test-dsa-pcmm-service-environment-clear-subscriber-uri</a>	test dsa pcmm service environment clear subscriber uri
<a href="#">test-dsa-pcmm-service-environment-set</a>	test dsa pcmm service environment set
<a href="#">test-dsa-pcmm-service-environment-show</a>	test dsa pcmm service environment show
<a href="#">test-dsa-pcmm-service-environment-show-client-id</a>	test dsa pcmm service environment show client id
<a href="#">test-dsa-pcmm-service-environment-show-client-password</a>	test dsa pcmm service environment show client password
<a href="#">test-dsa-pcmm-service-environment-show-host</a>	test dsa pcmm service environment show host



<a href="#">test-dsa-pcmm-service-environment-show-port</a>	test dsa pcmm service environment show port
<a href="#">test-dsa-pcmm-service-environment-show-subscriber-address</a>	test dsa pcmm service environment show subscriber address
<a href="#">test-dsa-pcmm-service-environment-show-subscriber-uri</a>	test dsa pcmm service environment show subscriber uri
<a href="#">test-dsa-pcmm-service-query-available-services</a>	test dsa pcmm service query available services
<a href="#">test-dsa-pcmm-service-query-contexts</a>	test dsa pcmm service query contexts
<a href="#">test-dsa-pcmm-service-release-resources</a>	test dsa pcmm service release resources

[Table 33](#) lists the SRC XML operational response tag elements. Tag elements are listed in alphabetical order.

Table 33: Operational Response Tag Elements

Response Tag Element
<a href="#">dsa-general-stats</a>
<a href="#">generic</a>
<a href="#">nic-proxy-stats</a>
<a href="#">service-attribute</a>
<a href="#">soap-op-stats</a>
<a href="#">subscriber-read-subscription</a>
<a href="#">subscriber-session</a>
<a href="#">subscribers-read</a>
<a href="#">subscribers-read-subscriber</a>
<a href="#">subscription-attribute</a>

# <get-dsa-statistics-general>

## Usage

```
<rpc>  
  <get-dsa-statistics-general>  
  </get-dsa-statistics-general>  
</rpc>
```

## Release Information

Command introduced in SRC Release 3.0.0

## Description

Display general information for Dynamic Service Activator.

## Required Privilege Level

view

## Output Tag

[dsa-general-stats](#)

# <get-dsa-statistics-nic-proxy>

## Usage

```
<rpc>
  <get-dsa-statistics-nic-proxy>
    <proxy-name> proxy-name </proxy-name>
  </get-dsa-statistics-nic-proxy>
</rpc>
```

## Release Information

Command introduced in SRC Release 3.0.0

## Description

Display information about the NIC proxies for Dynamic Service Activator.

## Contents

<proxy-name>— Name of the NIC proxy.

**Value**— NIC proxy name.

**Default**— No value

## Required Privilege Level

view

## Output Tag

[nic-proxy-stats](#)

# <get-dsa-statistics-soap-operation>

## Usage

```
<rpc>  
  <get-dsa-statistics-soap-operation>  
    <operation-name> operation-name </operation-name>  
  </get-dsa-statistics-soap-operation>  
</rpc>
```

## Release Information

Command introduced in SRC Release 3.0.0

## Description

Display information about the SOAP operations for Dynamic Service Activator.

## Contents

<operation-name>— Name of the SOAP operation.

**Value**—Text

## Required Privilege Level

view

## Output Tag

[soap-op-stats](#)

# <test-dsa-dsa-service-environment-clear>

## Usage

```
<rpc>  
  <test-dsa-dsa-service-environment-clear>  
  </test-dsa-dsa-service-environment-clear>  
</rpc>
```

## Release Information

Command introduced in SRC Release 3.0.0

## Description

Delete Dynamic Service Activator service test settings for the current subscriber session.

## Required Privilege Level

maintenance

# **<test-dsa-dsa-service-environment-clear-client-id>**

## **Usage**

```
<rpc>  
  <test-dsa-dsa-service-environment-clear-client-id>  
  </test-dsa-dsa-service-environment-clear-client-id>  
</rpc>
```

## **Release Information**

Command introduced in SRC Release 3.0.0

## **Description**

Delete test setting for the client ID.

## **Required Privilege Level**

maintenance

# **<test-dsa-dsa-service-environment-clear-client-password>**

## **Usage**

```
<rpc>  
  <test-dsa-dsa-service-environment-clear-client-password>  
  </test-dsa-dsa-service-environment-clear-client-password>  
</rpc>
```

## **Release Information**

Command introduced in SRC Release 3.0.0

## **Description**

Delete test setting for the client password.

## **Required Privilege Level**

maintenance

# <test-dsa-dsa-service-environment-clear-host>

## Usage

```
<rpc>  
  <test-dsa-dsa-service-environment-clear-host>  
  </test-dsa-dsa-service-environment-clear-host>  
</rpc>
```

## Release Information

Command introduced in SRC Release 3.0.0

## Description

Delete test setting for Dynamic Service Activator hostname.

## Required Privilege Level

maintenance



# <test-dsa-dsa-service-environment-clear-port>

## Usage

```
<rpc>  
  <test-dsa-dsa-service-environment-clear-port>  
  </test-dsa-dsa-service-environment-clear-port>  
</rpc>
```

## Release Information

Command introduced in SRC Release 3.0.0

## Description

Delete test setting for Dynamic Service Activator port.

## Required Privilege Level

maintenance

# **<test-dsa-dsa-service-environment-clear-subscriber-id>**

## **Usage**

```
<rpc>  
  <test-dsa-dsa-service-environment-clear-subscriber-id>  
  </test-dsa-dsa-service-environment-clear-subscriber-id>  
</rpc>
```

## **Release Information**

Command introduced in SRC Release 3.0.0

## **Description**

Delete test setting for the subscriber ID.

## **Required Privilege Level**

maintenance

# **<test-dsa-dsa-service-environment-clear-subscriber-password>**

## **Usage**

```
<rpc>  
  <test-dsa-dsa-service-environment-clear-subscriber-password>  
  </test-dsa-dsa-service-environment-clear-subscriber-password>  
</rpc>
```

## **Release Information**

Command introduced in SRC Release 3.0.0

## **Description**

Delete test setting for the subscriber password.

## **Required Privilege Level**

maintenance

# **<test-dsa-dsa-service-environment-clear-subscriber-uri>**

## **Usage**

```
<rpc>  
  <test-dsa-dsa-service-environment-clear-subscriber-uri>  
  </test-dsa-dsa-service-environment-clear-subscriber-uri>  
</rpc>
```

## **Release Information**

Command introduced in SRC Release 3.0.0

## **Description**

Delete test setting for the subscriber type.

## **Required Privilege Level**

maintenance

# <test-dsa-dsa-service-environment-set>

## Usage

```
<rpc>
  <test-dsa-dsa-service-environment-set>
    <client-id> client-id </client-id>
    <client-password> client-password </client-password>
    <subscriber-id> subscriber-id </subscriber-id>
    <subscriber-password> subscriber-password </subscriber-password>
    <host> host </host>
    <port> port </port>
  </test-dsa-dsa-service-environment-set>
</rpc>
```

## Release Information

Command introduced in SRC Release 3.0.0

## Description

Create Dynamic Service Activator service test settings for the current subscriber session.

## Contents

<client-id>— (Optional) Username for Dynamic Service Activator client.

**Value**—Text

<client-password>— (Optional) Password for Dynamic Service Activator client.

**Value**—Text

<subscriber-id>— (Optional) Username for SAE subscriber.

**Value**—Text

<subscriber-password>— (Optional) Password for SAE subscriber.

**Value**—Text

<host>— (Optional) Hostname of DSA. The default value is localhost.

**Value**—Text

<port>— (Optional) Port for DSA. The default port is 8080.

**Value**—Text

### **Required Privilege Level**

maintenance

# <test-dsa-dsa-service-environment-set-subscriber-uri>

## Usage

```
<rpc>
  <test-dsa-dsa-service-environment-set-subscriber-uri>
    <subscriber-uri> subscriber-uri </subscriber-uri>
    <subscriber-type> subscriber-type </subscriber-type>
    <subscriber-address> subscriber-address </subscriber-address>
    <login-name> login-name </login-name>
    <dn> dn </dn>
    <virtual-router> virtual-router </virtual-router>
    <interface-name> interface-name </interface-name>
    <interface-index> interface-index </interface-index>
    <primary-user-name> primary-user-name </primary-user-name>
    <external-id> external-id </external-id>
    <session-handle> session-handle </session-handle>
    <namespace> namespace </namespace>
    <tunnel-session-id> tunnel-session-id </tunnel-session-id>
    <tunnel-id> tunnel-id </tunnel-id>
    <lac-ip-address> lac-ip-address </lac-ip-address>
    <vpn-identifier> vpn-identifier </vpn-identifier>
    <subscriber-constraints> subscriber-constraints </subscriber-constraints>
  </test-dsa-dsa-service-environment-set-subscriber-uri>
</rpc>
```

## Release Information

Command introduced in SRC Release 3.2.0

## Description

Set SAE subscriber URI for the current session.

## Contents

<subscriber-uri>— (Optional) Subscriber Uniform Resource Identifier (URI).

**Value**—Text

<subscriber-type>— (Optional) Subscriber type defined in current grouped Dynamic Service Activator configuration.

**Value**—Text

<subscriber-address>— (Optional) IP address of the subscriber.

**Value**—Text

<login-name>— (Optional) Login name of the subscriber.

**Value**—Text

<dn>— (Optional) DN of the subscriber profile.

**Value**—Text

<virtual-router>— (Optional) Name of the virtual router.

**Value**—Text

<interface-name>— (Optional) Name of the interface.

**Value**—Text

<interface-index>— (Optional) SNMP index of the interface.

**Value**—Text

<primary-user-name>— (Optional) Primary username.

**Value**—Text

<external-id>— (Optional) Client external ID.

**Value**—Text

<session-handle>— (Optional) Subscriber session handle.

**Value**—Text

<namespace>— (Optional) Namespace in subscriber's external ID.

**Value**—Text

<tunnel-session-id>



— (Optional) Subscriber's L2TP tunnel session ID

**Value**—Integer in the range 1–2147483647

<tunnel-id>— (Optional) Subscriber's L2TP tunnel ID.

**Value**—Integer in the range 1–2147483647

<lac-ip-address>— (Optional) IP address of subscriber's L2TP Access Concentrator.

**Value**—Text

<vpn-identifier>— (Optional) VPN identifier.

**Value**—Text

<subscriber-constraints>— (Optional) Constraint for the NIC key, in the format "  
<constraint name>=<constraint value>".

**Value**—Text

## Required Privilege Level

maintenance

# **<test-dsa-dsa-service-environment-show>**

## **Usage**

```
<rpc>  
  <test-dsa-dsa-service-environment-show>  
  </test-dsa-dsa-service-environment-show>  
</rpc>
```

## **Release Information**

Command introduced in SRC Release 3.0.0

## **Description**

Display Dynamic Service Activator service test settings for the current subscriber session.

## **Required Privilege Level**

maintenance

# **<test-dsa-dsa-service-environment-show-client-id>**

## **Usage**

```
<rpc>  
  <test-dsa-dsa-service-environment-show-client-id>  
  </test-dsa-dsa-service-environment-show-client-id>  
</rpc>
```

## **Release Information**

Command introduced in SRC Release 3.0.0

## **Description**

Display test setting for client username.

## **Required Privilege Level**

maintenance

# **<test-dsa-dsa-service-environment-show-client-password>**

## **Usage**

```
<rpc>  
  <test-dsa-dsa-service-environment-show-client-password>  
  </test-dsa-dsa-service-environment-show-client-password>  
</rpc>
```

## **Release Information**

Command introduced in SRC Release 3.0.0

## **Description**

Display test setting for client password.

## **Required Privilege Level**

maintenance

# <test-dsa-dsa-service-environment-show-host>

## Usage

```
<rpc>  
  <test-dsa-dsa-service-environment-show-host>  
  </test-dsa-dsa-service-environment-show-host>  
</rpc>
```

## Release Information

Command introduced in SRC Release 3.0.0

## Description

Display test setting for Dynamic Service Activator hostname.

## Required Privilege Level

maintenance

# <test-dsa-dsa-service-environment-show-port>

## Usage

```
<rpc>  
  <test-dsa-dsa-service-environment-show-port>  
  </test-dsa-dsa-service-environment-show-port>  
</rpc>
```

## Release Information

Command introduced in SRC Release 3.0.0

## Description

Display test setting for Dynamic Service Activator port.

## Required Privilege Level

maintenance

# **<test-dsa-dsa-service-environment-show-subscriber-id>**

## **Usage**

```
<rpc>  
  <test-dsa-dsa-service-environment-show-subscriber-id>  
  </test-dsa-dsa-service-environment-show-subscriber-id>  
</rpc>
```

## **Release Information**

Command introduced in SRC Release 3.0.0

## **Description**

Display test setting for username that the SAE uses to authenticate the subscriber.

## **Required Privilege Level**

maintenance

# **<test-dsa-dsa-service-environment-show-subscriber-password>**

## **Usage**

```
<rpc>  
  <test-dsa-dsa-service-environment-show-subscriber-password>  
  </test-dsa-dsa-service-environment-show-subscriber-password>  
</rpc>
```

## **Release Information**

Command introduced in SRC Release 3.0.0

## **Description**

Display test setting for the password that the SAE uses to authenticate the subscriber.

## **Required Privilege Level**

maintenance



# **<test-dsa-dsa-service-environment-show-subscriber-uri>**

## **Usage**

```
<rpc>  
  <test-dsa-dsa-service-environment-show-subscriber-uri>  
  </test-dsa-dsa-service-environment-show-subscriber-uri>  
</rpc>
```

## **Release Information**

Command introduced in SRC Release 3.0.0

## **Description**

Display test setting for subscriber type.

## **Required Privilege Level**

maintenance

# <test-dsa-dsa-service-invoke-gateway-extension>

## Usage

```
<rpc>
  <test-dsa-dsa-service-invoke-gateway-extension>
    <gateway-extension-name> gateway-extension-name </gateway-extension-name>
    <gateway-extension-arguments> gateway-extension-arguments </gateway-extension-arguments>
    <client-id> client-id </client-id>
    <client-password> client-password </client-password>
    <host> host </host>
    <port> port </port>
  </test-dsa-dsa-service-invoke-gateway-extension>
</rpc>
```

## Release Information

Command introduced in SRC Release 3.0.0

## Description

Test gateway extension invocation.

## Contents

<gateway-extension-name>— Name of the servlet that the gateway client invokes.

**Value**—Text

<gateway-extension-arguments>— Arguments that the gateway client passes to the servlet.

**Value**—Text

<client-id>— (Optional) Username for Dynamic Service Activator client.

**Value**—Text

<client-password>— (Optional) Password for Dynamic Service Activator client.

**Value**—Text

<host>— (Optional) Hostname of DSA. The default value is localhost.

**Value**—Text

<port>— (Optional) Port for DSA. The default port is 8080.

**Value**—Text

### **Required Privilege Level**

maintenance

# <test-dsa-dsa-service-invoke-script>

## Usage

```
<rpc>
  <test-dsa-dsa-service-invoke-script>
    <sae-script-name> sae-script-name </sae-script-name>
    <sae-script-arguments> sae-script-arguments </sae-script-arguments>
    <client-id> client-id </client-id>
    <client-password> client-password </client-password>
    <host> host </host>
    <port> port </port>
  </test-dsa-dsa-service-invoke-script>
</rpc>
```

## Release Information

Command introduced in SRC Release 3.0.0

## Description

Test script invocation.

## Contents

<sae-script-name>— Name of the script that Dynamic Service Activator starts.

**Value**—Text

<sae-script-arguments>— Arguments that the script requires.

**Value**—Text

<client-id>— (Optional) Username for Dynamic Service Activator client.

**Value**—Text

<client-password>— (Optional) Password for Dynamic Service Activator client.

**Value**—Text

<host>— (Optional) Hostname of DSA. The default value is localhost.

**Value**—Text

<port>— (Optional) Port for DSA. The default port is 8080.

**Value**—Text

### **Required Privilege Level**

maintenance

# <test-dsa-dsa-service-subscriber-activate-service>

## Usage

```
<rpc>
  <test-dsa-dsa-service-subscriber-activate-service>
    <subscriber-uri> subscriber-uri </subscriber-uri>
    <service-name> service-name </service-name>
    <service-session> service-session </service-session>
    <accounting-tag> accounting-tag </accounting-tag>
    <downstream-bandwidth> downstream-bandwidth </downstream-bandwidth>
    <upstream-bandwidth> upstream-bandwidth </upstream-bandwidth>
    <session-timeout> session-timeout </session-timeout>
    <subscription-user> subscription-user </subscription-user>
    <subscription-password> subscription-password </subscription-password>
    <substitutions> substitutions </substitutions>
    <client-id> client-id </client-id>
    <client-password> client-password </client-password>
    <host> host </host>
    <port> port </port>
  </test-dsa-dsa-service-subscriber-activate-service>
</rpc>
```

## Release Information

Command introduced in SRC Release 3.0.0

## Description

Test subscriber service activation.

## Contents

<subscriber-uri>— (Optional) Subscriber URI to locate SAE.

**Value**—Text

<service-name>— Name of the subscription.

**Value**—Text

<service-session>— (Optional) Name of the service session.

**Value**—Text

<accounting-tag>— (Optional) Tag used to track a session for accounting purposes.

**Value**—Text

`<downstream-bandwidth>`— (Optional) Traffic rate between the subscriber and the network.

**Value**—Text

`<upstream-bandwidth>`— (Optional) Traffic rate between the network and the subscriber.

**Value**—Text

`<session-timeout>`— (Optional) Timeout for the service.

**Value**—Text

`<subscription-user>`— (Optional) Name of the subscriber to the service.

**Value**—Text

`<subscription-password>`— (Optional) Password of the subscriber to the service.

**Value**—Text

`<substitutions>`— (Optional) Attributes and values that the method should substitute for existing settings.

**Value**—Text

`<client-id>`— (Optional) Username for Dynamic Service Activator client.

**Value**—Text

`<client-password>`— (Optional) Password for Dynamic Service Activator client.

**Value**—Text

`<host>`— (Optional) Hostname of DSA. The default value is localhost.

**Value**—Text

<port>— (Optional) Port for DSA. The default port is 8080.

**Value**—Text

### **Required Privilege Level**

maintenance



# <test-dsa-dsa-service-subscriber-deactivate-service>

## Usage

```
<rpc>
  <test-dsa-dsa-service-subscriber-deactivate-service>
    <subscriber-uri> subscriber-uri </subscriber-uri>
    <service-name> service-name </service-name>
    <service-session> service-session </service-session>
    <client-id> client-id </client-id>
    <client-password> client-password </client-password>
    <host> host </host>
    <port> port </port>
  </test-dsa-dsa-service-subscriber-deactivate-service>
</rpc>
```

## Release Information

Command introduced in SRC Release 3.0.0

## Description

Test subscriber service deactivation.

## Contents

<subscriber-uri>— (Optional) Subscriber URI to locate SAE.

**Value**—Text

<service-name>— Name of the subscription.

**Value**—Text

<service-session>— (Optional) Name of the service session.

**Value**—Text

<client-id>— (Optional) Username for Dynamic Service Activator client.

**Value**—Text

<client-password>— (Optional) Password for Dynamic Service Activator client.

**Value**—Text

<host>— (Optional) Hostname of DSA. The default value is localhost.

**Value**—Text

<port>— (Optional) Port for DSA. The default port is 8080.

**Value**—Text

### **Required Privilege Level**

maintenance

# <test-dsa-dsa-service-subscriber-login>

## Usage

```
<rpc>
  <test-dsa-dsa-service-subscriber-login>
    <subscriber-uri> subscriber-uri </subscriber-uri>
    <subscriber-id> subscriber-id </subscriber-id>
    <subscriber-password> subscriber-password </subscriber-password>
    <client-id> client-id </client-id>
    <client-password> client-password </client-password>
    <host> host </host>
    <port> port </port>
  </test-dsa-dsa-service-subscriber-login>
</rpc>
```

## Release Information

Command introduced in SRC Release 3.0.0

## Description

Test subscriber login.

## Contents

<subscriber-uri>— (Optional) Subscriber URI to locate SAE.

**Value**—Text

<subscriber-id>— (Optional) Username for the SAE subscriber.

**Value**—Text

<subscriber-password>— (Optional) Password for the SAE subscriber.

**Value**—Text

<client-id>— (Optional) Username for Dynamic Service Activator client.

**Value**—Text

<client-password>— (Optional) Password for Dynamic Service Activator client.

**Value**—Text

<host>— (Optional) Hostname of DSA. The default value is localhost.

**Value**—Text

<port>— (Optional) Port for DSA. The default port is 8080.

**Value**—Text

## **Required Privilege Level**

maintenance

# <test-dsa-dsa-service-subscriber-logout>

## Usage

```
<rpc>
  <test-dsa-dsa-service-subscriber-logout>
    <subscriber-uri> subscriber-uri </subscriber-uri>
    <client-id> client-id </client-id>
    <client-password> client-password </client-password>
    <host> host </host>
    <port> port </port>
  </test-dsa-dsa-service-subscriber-logout>
</rpc>
```

## Release Information

Command introduced in SRC Release 3.0.0

## Description

Test subscriber logout.

## Contents

<subscriber-uri>— (Optional) Subscriber URI to locate SAE.

**Value**—Text

<client-id>— (Optional) Username for Dynamic Service Activator client.

**Value**—Text

<client-password>— (Optional) Password for Dynamic Service Activator client.

**Value**—Text

<host>— (Optional) Hostname of DSA. The default value is localhost.

**Value**—Text

<port>— (Optional) Port for DSA. The default port is 8080.

**Value**—Text

## Required Privilege Level

maintenance

# <test-dsa-dsa-service-subscriber-modify-service>

## Usage

```
<rpc>
  <test-dsa-dsa-service-subscriber-modify-service>
    <subscriber-uri> subscriber-uri </subscriber-uri>
    <service-name> service-name </service-name>
    <service-session> service-session </service-session>
    <accounting-tag> accounting-tag </accounting-tag>
    <downstream-bandwidth> downstream-bandwidth </downstream-bandwidth>
    <upstream-bandwidth> upstream-bandwidth </upstream-bandwidth>
    <session-timeout> session-timeout </session-timeout>
    <subscription-user> subscription-user </subscription-user>
    <subscription-password> subscription-password </subscription-password>
    <substitutions> substitutions </substitutions>
    <client-id> client-id </client-id>
    <client-password> client-password </client-password>
    <host> host </host>
    <port> port </port>
  </test-dsa-dsa-service-subscriber-modify-service>
</rpc>
```

## Release Information

Command introduced in SRC Release 3.0.0

## Description

Test subscriber service modifications.

## Contents

<subscriber-uri>— (Optional) Subscriber URI to locate SAE.

**Value**—Text

<service-name>— Name of the subscription.

**Value**—Text

<service-session>— (Optional) Name of the service session.

**Value**—Text

<accounting-tag>— (Optional) Tag used to track a session for accounting purposes.

**Value**—Text

`<downstream-bandwidth>`— (Optional) Traffic rate between the subscriber and the network.

**Value**—Text

`<upstream-bandwidth>`— (Optional) Traffic rate between the network and the subscriber.

**Value**—Text

`<session-timeout>`— (Optional) Timeout for the service.

**Value**—Text

`<subscription-user>`— (Optional) Name of the subscriber to the service.

**Value**—Text

`<subscription-password>`— (Optional) Password of the subscriber to the service.

**Value**—Text

`<substitutions>`— (Optional) Attributes and values that the method should substitute for existing settings.

**Value**—Text

`<client-id>`— (Optional) Username for Dynamic Service Activator client.

**Value**—Text

`<client-password>`— (Optional) Password for Dynamic Service Activator client.

**Value**—Text

`<host>`— (Optional) Hostname of DSA. The default value is localhost.

**Value**—Text



<port>— (Optional) Port for DSA. The default port is 8080.

**Value**—Text

### **Required Privilege Level**

maintenance

# <test-dsa-dsa-service-subscriber-read-subscription>

## Usage

```
<rpc>
  <test-dsa-dsa-service-subscriber-read-subscription>
    <subscriber-uri> subscriber-uri </subscriber-uri>
    <attributes> attributes </attributes>
    <filter> filter </filter>
    <client-id> client-id </client-id>
    <client-password> client-password </client-password>
    <host> host </host>
    <port> port </port>
  </test-dsa-dsa-service-subscriber-read-subscription>
</rpc>
```

## Release Information

Command introduced in SRC Release 3.0.0

## Description

Test subscriber's access to subscriptions.

## Contents

<subscriber-uri>— (Optional) Subscriber URI to locate SAE.

**Value**—Text

<attributes>— (Optional) Attribute field in a select argument that indicates subscription attributes.

**Value**—Text

**Default**—serviceName

<filter>— (Optional) Filter field in a select argument that indicates subscriptions.

**Value**—Text

**Default**—\*

<client-id>— (Optional) Username for Dynamic Service Activator client.

**Value**—Text

<client-password>— (Optional) Password for Dynamic Service Activator client.

**Value**—Text

<host>— (Optional) Hostname of DSA. The default value is localhost.

**Value**—Text

<port>— (Optional) Port for DSA. The default port is 8080.

**Value**—Text

### **Required Privilege Level**

maintenance

### **Output Tag**

[subscriber-read-subscription](#)

# <test-dsa-dsa2-service-environment-clear>

## Usage

```
<rpc>  
  <test-dsa-dsa2-service-environment-clear>  
  </test-dsa-dsa2-service-environment-clear>  
</rpc>
```

## Release Information

Command introduced in SRC Release 4.0.0

## Description

Delete Dynamic Service Activator service test settings for the current subscriber session.

## Required Privilege Level

maintenance

# **<test-dsa-dsa2-service-environment-clear-client-id>**

## **Usage**

```
<rpc>  
  <test-dsa-dsa2-service-environment-clear-client-id>  
  </test-dsa-dsa2-service-environment-clear-client-id>  
</rpc>
```

## **Release Information**

Command introduced in SRC Release 4.0.0

## **Description**

Delete test setting for the client ID.

## **Required Privilege Level**

maintenance

# **<test-dsa-dsa2-service-environment-clear-client-password>**

## **Usage**

```
<rpc>  
  <test-dsa-dsa2-service-environment-clear-client-password>  
  </test-dsa-dsa2-service-environment-clear-client-password>  
</rpc>
```

## **Release Information**

Command introduced in SRC Release 4.0.0

## **Description**

Delete test setting for the client password.

## **Required Privilege Level**

maintenance

# <test-dsa-dsa2-service-environment-clear-host>

## Usage

```
<rpc>  
  <test-dsa-dsa2-service-environment-clear-host>  
  </test-dsa-dsa2-service-environment-clear-host>  
</rpc>
```

## Release Information

Command introduced in SRC Release 4.0.0

## Description

Delete test setting for Dynamic Service Activator hostname.

## Required Privilege Level

maintenance

# <test-dsa-dsa2-service-environment-clear-port>

## Usage

```
<rpc>  
  <test-dsa-dsa2-service-environment-clear-port>  
  </test-dsa-dsa2-service-environment-clear-port>  
</rpc>
```

## Release Information

Command introduced in SRC Release 4.0.0

## Description

Delete test setting for Dynamic Service Activator port.

## Required Privilege Level

maintenance



# **<test-dsa-dsa2-service-environment-clear-subscriber-id>**

## **Usage**

```
<rpc>  
  <test-dsa-dsa2-service-environment-clear-subscriber-id>  
  </test-dsa-dsa2-service-environment-clear-subscriber-id>  
</rpc>
```

## **Release Information**

Command introduced in SRC Release 4.0.0

## **Description**

Delete test setting for the subscriber ID.

## **Required Privilege Level**

maintenance

# **<test-dsa-dsa2-service-environment-clear-subscriber-password>**

## **Usage**

```
<rpc>  
  <test-dsa-dsa2-service-environment-clear-subscriber-password>  
  </test-dsa-dsa2-service-environment-clear-subscriber-password>  
</rpc>
```

## **Release Information**

Command introduced in SRC Release 4.0.0

## **Description**

Delete test setting for the subscriber password.

## **Required Privilege Level**

maintenance

# **<test-dsa-dsa2-service-environment-clear-subscriber-uri>**

## **Usage**

```
<rpc>  
  <test-dsa-dsa2-service-environment-clear-subscriber-uri>  
  </test-dsa-dsa2-service-environment-clear-subscriber-uri>  
</rpc>
```

## **Release Information**

Command introduced in SRC Release 4.0.0

## **Description**

Delete test setting for the subscriber type.

## **Required Privilege Level**

maintenance

# <test-dsa-dsa2-service-environment-set>

## Usage

```
<rpc>
  <test-dsa-dsa2-service-environment-set>
    <client-id> client-id </client-id>
    <client-password> client-password </client-password>
    <subscriber-id> subscriber-id </subscriber-id>
    <subscriber-password> subscriber-password </subscriber-password>
    <host> host </host>
    <port> port </port>
  </test-dsa-dsa2-service-environment-set>
</rpc>
```

## Release Information

Command introduced in SRC Release 4.0.0

## Description

Create Dynamic Service Activator service test settings for the current subscriber session.

## Contents

<client-id>— (Optional) Username for Dynamic Service Activator client.

**Value**—Text

<client-password>— (Optional) Password for Dynamic Service Activator client.

**Value**—Text

<subscriber-id>— (Optional) Username for SAE subscriber.

**Value**—Text

<subscriber-password>— (Optional) Password for SAE subscriber.

**Value**—Text

<host>— (Optional) Hostname of DSA.

**Value**—Text

<port>— (Optional) Port for DSA.

**Value**—Text

### **Required Privilege Level**

maintenance

# <test-dsa-dsa2-service-environment-set-subscriber-uri>

## Usage

```
<rpc>
  <test-dsa-dsa2-service-environment-set-subscriber-uri>
    <subscriber-uri> subscriber-uri </subscriber-uri>
    <subscriber-type> subscriber-type </subscriber-type>
    <subscriber-address> subscriber-address </subscriber-address>
    <login-name> login-name </login-name>
    <dn> dn </dn>
    <virtual-router> virtual-router </virtual-router>
    <interface-name> interface-name </interface-name>
    <interface-index> interface-index </interface-index>
    <primary-user-name> primary-user-name </primary-user-name>
    <external-id> external-id </external-id>
    <session-handle> session-handle </session-handle>
    <namespace> namespace </namespace>
    <tunnel-session-id> tunnel-session-id </tunnel-session-id>
    <tunnel-id> tunnel-id </tunnel-id>
    <lac-ip-address> lac-ip-address </lac-ip-address>
    <vpn-identifier> vpn-identifier </vpn-identifier>
    <subscriber-constraints> subscriber-constraints </subscriber-constraints>
  </test-dsa-dsa2-service-environment-set-subscriber-uri>
</rpc>
```

## Release Information

Command introduced in SRC Release 4.0.0

## Description

Set SAE subscriber URI for the current session.

## Contents

<subscriber-uri>— (Optional) Subscriber Uniform Resource Identifier (URI).

**Value**—Text

<subscriber-type>— (Optional) Subscriber type defined in current shared dsa group configuration.

**Value**—Text

<subscriber-address>— (Optional) IP address of the subscriber.

**Value**—Text

<login-name>— (Optional) Login name of the subscriber.

**Value**—Text

<dn>— (Optional) DN of the subscriber profile.

**Value**—Text

<virtual-router>— (Optional) Name of the virtual router.

**Value**—Text

<interface-name>— (Optional) Name of the interface.

**Value**—Text

<interface-index>— (Optional) SNMP index of the interface.

**Value**—Text

<primary-user-name>— (Optional) Primary username.

**Value**—Text

<external-id>— (Optional) Client external ID.

**Value**—Text

<session-handle>— (Optional) Subscriber session handle.

**Value**—Text

<namespace>— (Optional) Namespace in subscriber's external ID.

**Value**—Text

<tunnel-session-id>

— (Optional) Subscriber's L2TP tunnel session ID

**Value**—Integer in the range 1–2147483647

<tunnel-id>— (Optional) Subscriber's L2TP tunnel ID.

**Value**—Integer in the range 1–2147483647

<lac-ip-address>— (Optional) IP address of subscriber's L2TP Access Concentrator

**Value**—Text

<vpn-identifier>— (Optional) VPN identifier.

**Value**—Text

<subscriber-constraints>— (Optional) Constraint for the NIC key, in the format "  
<constraint name>=<constraint value>".

**Value**—Text

## Required Privilege Level

maintenance



# <test-dsa-dsa2-service-environment-show>

## Usage

```
<rpc>  
  <test-dsa-dsa2-service-environment-show>  
  </test-dsa-dsa2-service-environment-show>  
</rpc>
```

## Release Information

Command introduced in SRC Release 4.0.0

## Description

Display Dynamic Service Activator service test settings for the current subscriber session.

## Required Privilege Level

maintenance

# **<test-dsa-dsa2-service-environment-show-client-id>**

## **Usage**

```
<rpc>  
  <test-dsa-dsa2-service-environment-show-client-id>  
  </test-dsa-dsa2-service-environment-show-client-id>  
</rpc>
```

## **Release Information**

Command introduced in SRC Release 4.0.0

## **Description**

Display test setting for client username.

## **Required Privilege Level**

maintenance

# **<test-dsa-dsa2-service-environment-show-client-password>**

## **Usage**

```
<rpc>  
  <test-dsa-dsa2-service-environment-show-client-password>  
  </test-dsa-dsa2-service-environment-show-client-password>  
</rpc>
```

## **Release Information**

Command introduced in SRC Release 4.0.0

## **Description**

Display test setting for client password.

## **Required Privilege Level**

maintenance

# **<test-dsa-dsa2-service-environment-show-host>**

## **Usage**

```
<rpc>  
  <test-dsa-dsa2-service-environment-show-host>  
  </test-dsa-dsa2-service-environment-show-host>  
</rpc>
```

## **Release Information**

Command introduced in SRC Release 4.0.0

## **Description**

Display test setting for Dynamic Service Activator hostname.

## **Required Privilege Level**

maintenance

# <test-dsa-dsa2-service-environment-show-port>

## Usage

```
<rpc>  
  <test-dsa-dsa2-service-environment-show-port>  
  </test-dsa-dsa2-service-environment-show-port>  
</rpc>
```

## Release Information

Command introduced in SRC Release 4.0.0

## Description

Display test setting for Dynamic Service Activator port.

## Required Privilege Level

maintenance

# **<test-dsa-dsa2-service-environment-show-subscriber-id>**

## **Usage**

```
<rpc>  
  <test-dsa-dsa2-service-environment-show-subscriber-id>  
  </test-dsa-dsa2-service-environment-show-subscriber-id>  
</rpc>
```

## **Release Information**

Command introduced in SRC Release 4.0.0

## **Description**

Display test setting for username that the SAE uses to authenticate the subscriber.

## **Required Privilege Level**

maintenance

# **<test-dsa-dsa2-service-environment-show-subscriber-password>**

## **Usage**

```
<rpc>  
  <test-dsa-dsa2-service-environment-show-subscriber-password>  
  </test-dsa-dsa2-service-environment-show-subscriber-password>  
</rpc>
```

## **Release Information**

Command introduced in SRC Release 4.0.0

## **Description**

Display test setting for the password that the SAE uses to authenticate the subscriber.

## **Required Privilege Level**

maintenance

# **<test-dsa-dsa2-service-environment-show-subscriber-uri>**

## **Usage**

```
<rpc>  
  <test-dsa-dsa2-service-environment-show-subscriber-uri>  
  </test-dsa-dsa2-service-environment-show-subscriber-uri>  
</rpc>
```

## **Release Information**

Command introduced in SRC Release 4.0.0

## **Description**

Display test setting for subscriber type.

## **Required Privilege Level**

maintenance



# <test-dsa-dsa2-service-invoke-gateway-extension>

## Usage

```
<rpc>
  <test-dsa-dsa2-service-invoke-gateway-extension>
    <gateway-extension-name> gateway-extension-name </gateway-extension-name>
    <gateway-extension-arguments> gateway-extension-arguments </gateway-extension-arguments>
    <client-id> client-id </client-id>
    <client-password> client-password </client-password>
    <host> host </host>
    <port> port </port>
  </test-dsa-dsa2-service-invoke-gateway-extension>
</rpc>
```

## Release Information

Command introduced in SRC Release 4.0.0

## Description

Test gateway extension invocation.

## Contents

<gateway-extension-name>— Name of the servlet that the gateway client invokes.

**Value**—Text

<gateway-extension-arguments>— Arguments that the gateway client passes to the servlet.

**Value**—Text

<client-id>— (Optional) Username for Dynamic Service Activator client.

**Value**—Text

<client-password>— (Optional) Password for Dynamic Service Activator client.

**Value**—Text

<host>

— (Optional) Hostname of DSA. The default value is localhost.

**Value**—Text

<port>— (Optional) Port for DSA. The default port is 8080.

**Value**—Text

## **Required Privilege Level**

maintenance

# <test-dsa-dsa2-service-invoke-script>

## Usage

```
<rpc>
  <test-dsa-dsa2-service-invoke-script>
    <sae-script-name> sae-script-name </sae-script-name>
    <sae-script-arguments> sae-script-arguments </sae-script-arguments>
    <client-id> client-id </client-id>
    <client-password> client-password </client-password>
    <host> host </host>
    <port> port </port>
  </test-dsa-dsa2-service-invoke-script>
</rpc>
```

## Release Information

Command introduced in SRC Release 4.0.0

## Description

Test script invocation.

## Contents

<sae-script-name>— Name of the script that Dynamic Service Activator starts.

**Value**—Text

<sae-script-arguments>— Arguments that the script requires.

**Value**—Text

<client-id>— (Optional) Username for Dynamic Service Activator client.

**Value**—Text

<client-password>— (Optional) Password for Dynamic Service Activator client.

**Value**—Text

<host>— (Optional) Hostname of DSA. The default value is localhost.

**Value**—Text

<port>— (Optional) Port for DSA. The default port is 8080.

**Value**—Text

### **Required Privilege Level**

maintenance

# <test-dsa-dsa2-service-subscriber-activate-service>

## Usage

```
<rpc>
  <test-dsa-dsa2-service-subscriber-activate-service>
    <subscriber-uri> subscriber-uri </subscriber-uri>
    <service-name> service-name </service-name>
    <service-session> service-session </service-session>
    <accounting-tag> accounting-tag </accounting-tag>
    <downstream-bandwidth> downstream-bandwidth </downstream-bandwidth>
    <upstream-bandwidth> upstream-bandwidth </upstream-bandwidth>
    <session-timeout> session-timeout </session-timeout>
    <subscription-user> subscription-user </subscription-user>
    <subscription-password> subscription-password </subscription-password>
    <substitutions> substitutions </substitutions>
    <client-id> client-id </client-id>
    <client-password> client-password </client-password>
    <host> host </host>
    <port> port </port>
  </test-dsa-dsa2-service-subscriber-activate-service>
</rpc>
```

## Release Information

Command introduced in SRC Release 4.0.0

## Description

Test subscriber service activation.

## Contents

<subscriber-uri>— (Optional) Subscriber URI to locate SAE.

**Value**—Text

<service-name>— Name of the subscription.

**Value**—Text

<service-session>— (Optional) Name of the service session.

**Value**—Text

<accounting-tag>— (Optional) Tag used to track a session for accounting purposes.

**Value**—Text

`<downstream-bandwidth>`— (Optional) Traffic rate between the subscriber and the network.

**Value**—Text

`<upstream-bandwidth>`— (Optional) Traffic rate between the network and the subscriber.

**Value**—Text

`<session-timeout>`— (Optional) Timeout for the service.

**Value**—Text

`<subscription-user>`— (Optional) Name of the subscriber to the service.

**Value**—Text

`<subscription-password>`— (Optional) Password of the subscriber to the service.

**Value**—Text

`<substitutions>`— (Optional) Attributes and values that the method should substitute for existing settings.

**Value**—Text

`<client-id>`— (Optional) Username for Dynamic Service Activator client.

**Value**—Text

`<client-password>`— (Optional) Password for Dynamic Service Activator client.

**Value**—Text

`<host>`— (Optional) Hostname of DSA. The default value is localhost.

**Value**—Text

<port>— (Optional) Port for DSA. The default port is 8080.

**Value**—Text

### **Required Privilege Level**

maintenance

# <test-dsa-dsa2-service-subscriber-deactivate-service>

## Usage

```
<rpc>
  <test-dsa-dsa2-service-subscriber-deactivate-service>
    <subscriber-uri> subscriber-uri </subscriber-uri>
    <service-name> service-name </service-name>
    <service-session> service-session </service-session>
    <client-id> client-id </client-id>
    <client-password> client-password </client-password>
    <host> host </host>
    <port> port </port>
  </test-dsa-dsa2-service-subscriber-deactivate-service>
</rpc>
```

## Release Information

Command introduced in SRC Release 4.0.0

## Description

Test subscriber service deactivation.

## Contents

<subscriber-uri>— (Optional) Subscriber URI to locate SAE.

**Value**—Text

<service-name>— Name of the subscription.

**Value**—Text

<service-session>— (Optional) Name of the service session.

**Value**—Text

<client-id>— (Optional) Username for Dynamic Service Activator client.

**Value**—Text

<client-password>— (Optional) Password for Dynamic Service Activator client.



**Value**—Text

<host>— (Optional) Hostname of DSA. The default value is localhost.

**Value**—Text

<port>— (Optional) Port for DSA. The default port is 8080.

**Value**—Text

### **Required Privilege Level**

maintenance

# <test-dsa-dsa2-service-subscriber-login>

## Usage

```
<rpc>
  <test-dsa-dsa2-service-subscriber-login>
    <subscriber-uri> subscriber-uri </subscriber-uri>
    <subscriber-id> subscriber-id </subscriber-id>
    <subscriber-password> subscriber-password </subscriber-password>
    <client-id> client-id </client-id>
    <client-password> client-password </client-password>
    <host> host </host>
    <port> port </port>
  </test-dsa-dsa2-service-subscriber-login>
</rpc>
```

## Release Information

Command introduced in SRC Release 4.0.0

## Description

Test subscriber login.

## Contents

<subscriber-uri>— (Optional) Subscriber URI to locate SAE.

**Value**—Text

<subscriber-id>— (Optional) Username for the SAE subscriber.

**Value**—Text

<subscriber-password>— (Optional) Password for the SAE subscriber.

**Value**—Text

<client-id>— (Optional) Username for Dynamic Service Activator client.

**Value**—Text

<client-password>— (Optional) Password for Dynamic Service Activator client.

**Value**—Text

<host>— (Optional) Hostname of DSA. The default value is localhost.

**Value**—Text

<port>— (Optional) Port for DSA. The default port is 8080.

**Value**—Text

### **Required Privilege Level**

maintenance

# <test-dsa-dsa2-service-subscriber-logout>

## Usage

```
<rpc>
  <test-dsa-dsa2-service-subscriber-logout>
    <subscriber-uri> subscriber-uri </subscriber-uri>
    <client-id> client-id </client-id>
    <client-password> client-password </client-password>
    <host> host </host>
    <port> port </port>
  </test-dsa-dsa2-service-subscriber-logout>
</rpc>
```

## Release Information

Command introduced in SRC Release 4.0.0

## Description

Test subscriber logout.

## Contents

<subscriber-uri>— (Optional) Subscriber URI to locate SAE.

**Value**—Text

<client-id>— (Optional) Username for Dynamic Service Activator client.

**Value**—Text

<client-password>— (Optional) Password for Dynamic Service Activator client.

**Value**—Text

<host>— (Optional) Hostname of DSA. The default value is localhost.

**Value**—Text

<port>— (Optional) Port for DSA. The default port is 8080.

**Value**—Text

**Required Privilege Level**

maintenance

# <test-dsa-dsa2-service-subscriber-modify-service>

## Usage

```
<rpc>
  <test-dsa-dsa2-service-subscriber-modify-service>
    <subscriber-uri> subscriber-uri </subscriber-uri>
    <service-name> service-name </service-name>
    <service-session> service-session </service-session>
    <accounting-tag> accounting-tag </accounting-tag>
    <downstream-bandwidth> downstream-bandwidth </downstream-bandwidth>
    <upstream-bandwidth> upstream-bandwidth </upstream-bandwidth>
    <session-timeout> session-timeout </session-timeout>
    <subscription-user> subscription-user </subscription-user>
    <subscription-password> subscription-password </subscription-password>
    <substitutions> substitutions </substitutions>
    <client-id> client-id </client-id>
    <client-password> client-password </client-password>
    <host> host </host>
    <port> port </port>
  </test-dsa-dsa2-service-subscriber-modify-service>
</rpc>
```

## Release Information

Command introduced in SRC Release 4.0.0

## Description

Test subscriber service modifications.

## Contents

<subscriber-uri>— (Optional) Subscriber URI to locate SAE.

**Value**—Text

<service-name>— Name of the subscription.

**Value**—Text

<service-session>— (Optional) Name of the service session.

**Value**—Text

<accounting-tag>— (Optional) Tag used to track a session for accounting purposes.

**Value**—Text

`<downstream-bandwidth>`— (Optional) Traffic rate between the subscriber and the network.

**Value**—Text

`<upstream-bandwidth>`— (Optional) Traffic rate between the network and the subscriber.

**Value**—Text

`<session-timeout>`— (Optional) Timeout for the service.

**Value**—Text

`<subscription-user>`— (Optional) Name of the subscriber to the service.

**Value**—Text

`<subscription-password>`— (Optional) Password of the subscriber to the service.

**Value**—Text

`<substitutions>`— (Optional) Attributes and values that the method should substitute for existing settings.

**Value**—Text

`<client-id>`— (Optional) Username for Dynamic Service Activator client.

**Value**—Text

`<client-password>`— (Optional) Password for Dynamic Service Activator client.

**Value**—Text

`<host>`— (Optional) Hostname of DSA. The default value is localhost.

**Value**—Text

<port>— (Optional) Port for DSA. The default port is 8080.

**Value**—Text

### **Required Privilege Level**

maintenance



# <test-dsa-dsa2-service-subscriber-read-subscription>

## Usage

```
<rpc>
  <test-dsa-dsa2-service-subscriber-read-subscription>
    <subscriber-uri> subscriber-uri </subscriber-uri>
    <attributes> attributes </attributes>
    <filter> filter </filter>
    <client-id> client-id </client-id>
    <client-password> client-password </client-password>
    <host> host </host>
    <port> port </port>
  </test-dsa-dsa2-service-subscriber-read-subscription>
</rpc>
```

## Release Information

Command introduced in SRC Release 4.0.0

## Description

Test subscriber's access to subscriptions.

## Contents

<subscriber-uri>— (Optional) Subscriber URI to locate SAE.

**Value**—Text

<attributes>— (Optional) Attribute field in a select argument that indicates subscription attributes.

**Value**—Text

**Default**—serviceName

<filter>— (Optional) Filter field in a select argument that indicates subscriptions.

**Value**—Text

**Default**—\*

<client-id>— (Optional) Username for Dynamic Service Activator client.

**Value**—Text

<client-password>— (Optional) Password for Dynamic Service Activator client.

**Value**—Text

<host>— (Optional) Hostname of DSA. The default value is localhost.

**Value**—Text

<port>— (Optional) Port for DSA. The default port is 8080.

**Value**—Text

### Required Privilege Level

maintenance

### Output Tag

[subscriber-read-subscription](#)

# <test-dsa-pcmm-service-commit-resources>

## Usage

```
<rpc>
  <test-dsa-pcmm-service-commit-resources>
    <subscriber-address> subscriber-address </subscriber-address>
    <subscriber-uri> subscriber-uri </subscriber-uri>
    <service-name> service-name </service-name>
    <context-id> context-id </context-id>
    <time-usage-limit> time-usage-limit </time-usage-limit>
    <classifier> classifier </classifier>
    <traffic-profile> traffic-profile </traffic-profile>
    <flow-spec> flow-spec </flow-spec>
    <client-id> client-id </client-id>
    <client-password> client-password </client-password>
    <host> host </host>
    <port> port </port>
  </test-dsa-pcmm-service-commit-resources>
</rpc>
```

## Release Information

Command introduced in SRC Release 3.0.0

## Description

Specifies the resources that are being requested in the CommitResource message.

## Contents

<subscriber-address>— (Optional) IP address for PCMM service client.

**Value**—Text

<subscriber-uri>— (Optional) Subscriber URI for PCMM service.

**Value**—Text

<service-name>— Name of the SRC service.

**Value**—Text

<context-id>— (Optional) Context ID; globally unique identifier that the application manager uses as the SRC session name.

**Value**—Text

`<time-usage-limit>`— (Optional) Limit on the lifetime of a context.

**Value**—Text

`<classifier>`— (Optional) Object that identifies the traffic flow for which the application server is requesting services. In the format: `<parameter name>=<parameter value>`.

**Value**—Text

`<traffic-profile>`— (Optional) The bandwidth and QoS characteristics desired for a request. In the format: `<parameter name>=<parameter value>`.

**Value**—Text

`<flow-spec>`— (Optional) FlowSpec action to specify the traffic profile. In the format: `<parameter name>=<parameter value>`.

**Value**—Text

`<client-id>`— (Optional) ID for PCMM service client.

**Value**—Text

`<client-password>`— (Optional) Password for PCMM service client.

**Value**—Text

`<host>`— (Optional) Hostname of PCMM service. The default value is localhost.

**Value**—Text

`<port>`— (Optional) Port for PCMM service. The default port is 8080.

**Value**—Text

## Required Privilege Level

maintenance

# <test-dsa-pcmm-service-environment-clear>

## Usage

```
<rpc>  
  <test-dsa-pcmm-service-environment-clear>  
  </test-dsa-pcmm-service-environment-clear>  
</rpc>
```

## Release Information

Command introduced in SRC Release 3.0.0

## Description

Delete PCMM service test settings for the current subscriber session.

## Required Privilege Level

maintenance

# **<test-dsa-pcmm-service-environment-clear-client-id>**

## **Usage**

```
<rpc>  
  <test-dsa-pcmm-service-environment-clear-client-id>  
  </test-dsa-pcmm-service-environment-clear-client-id>  
</rpc>
```

## **Release Information**

Command introduced in SRC Release 3.0.0

## **Description**

Delete test setting for PCMM service client ID.

## **Required Privilege Level**

maintenance

# **<test-dsa-pcmm-service-environment-clear-client-password>**

## **Usage**

```
<rpc>  
  <test-dsa-pcmm-service-environment-clear-client-password>  
  </test-dsa-pcmm-service-environment-clear-client-password>  
</rpc>
```

## **Release Information**

Command introduced in SRC Release 3.0.0

## **Description**

Delete test setting for PCMM service client password.

## **Required Privilege Level**

maintenance

# **<test-dsa-pcmm-service-environment-clear-host>**

## **Usage**

```
<rpc>  
  <test-dsa-pcmm-service-environment-clear-host>  
  </test-dsa-pcmm-service-environment-clear-host>  
</rpc>
```

## **Release Information**

Command introduced in SRC Release 3.0.0

## **Description**

Delete test setting for PCMM service hostname.

## **Required Privilege Level**

maintenance



# **<test-dsa-pcmm-service-environment-clear-port>**

## **Usage**

```
<rpc>  
  <test-dsa-pcmm-service-environment-clear-port>  
  </test-dsa-pcmm-service-environment-clear-port>  
</rpc>
```

## **Release Information**

Command introduced in SRC Release 3.0.0

## **Description**

Delete test setting for PCMM service port.

## **Required Privilege Level**

maintenance

# **<test-dsa-pcmm-service-environment-clear-subscriber-address>**

## **Usage**

```
<rpc>  
  <test-dsa-pcmm-service-environment-clear-subscriber-address>  
  </test-dsa-pcmm-service-environment-clear-subscriber-address>  
</rpc>
```

## **Release Information**

Command introduced in SRC Release 3.0.0

## **Description**

Delete test setting for PCMM service subscriber IP address.

## **Required Privilege Level**

maintenance

# **<test-dsa-pcmm-service-environment-clear-subscriber-uri>**

## **Usage**

```
<rpc>  
  <test-dsa-pcmm-service-environment-clear-subscriber-uri>  
  </test-dsa-pcmm-service-environment-clear-subscriber-uri>  
</rpc>
```

## **Release Information**

Command introduced in SRC Release 3.0.0

## **Description**

Delete test setting for PCMM service subscriber URI.

## **Required Privilege Level**

maintenance

# <test-dsa-pcmm-service-environment-set>

## Usage

```
<rpc>
  <test-dsa-pcmm-service-environment-set>
    <client-id> client-id </client-id>
    <client-password> client-password </client-password>
    <subscriber-address> subscriber-address </subscriber-address>
    <subscriber-uri> subscriber-uri </subscriber-uri>
    <host> host </host>
    <port> port </port>
  </test-dsa-pcmm-service-environment-set>
</rpc>
```

## Release Information

Command introduced in SRC Release 3.0.0

## Description

Create PCMM service test settings for the current subscriber session.

## Contents

<client-id>— (Optional) ID for PCMM service client.

**Value**—Text

<client-password>— (Optional) Password for PCMM service client.

**Value**—Text

<subscriber-address>— (Optional) IP for PCMM service client.

**Value**—Text

<subscriber-uri>— (Optional) Subscriber URI for PCMM service. In the following format: <subscriber-type>:<subscriber-comp>[&<subscriber-comp>]\*['<<constraint>[&<constraint>]\*>']

**Value**—Text

<host>— (Optional) Hostname. The default value is localhost.

**Value**—Text

<port>— (Optional) Port. The default port is 8080.

**Value**—Text

### **Required Privilege Level**

maintenance

# <test-dsa-pcmm-service-environment-show>

## Usage

```
<rpc>  
  <test-dsa-pcmm-service-environment-show>  
  </test-dsa-pcmm-service-environment-show>  
</rpc>
```

## Release Information

Command introduced in SRC Release 3.0.0

## Description

Display PCMM service test settings for the current subscriber session.

## Required Privilege Level

maintenance

# **<test-dsa-pcmm-service-environment-show-client-id>**

## **Usage**

```
<rpc>  
  <test-dsa-pcmm-service-environment-show-client-id>  
  </test-dsa-pcmm-service-environment-show-client-id>  
</rpc>
```

## **Release Information**

Command introduced in SRC Release 3.0.0

## **Description**

Display PCMM service test setting for the client username.

## **Required Privilege Level**

maintenance

# **<test-dsa-pcmm-service-environment-show-client-password>**

## **Usage**

```
<rpc>  
  <test-dsa-pcmm-service-environment-show-client-password>  
  </test-dsa-pcmm-service-environment-show-client-password>  
</rpc>
```

## **Release Information**

Command introduced in SRC Release 3.0.0

## **Description**

Display PCMM service test setting for the client password.

## **Required Privilege Level**

maintenance



# **<test-dsa-pcmm-service-environment-show-host>**

## **Usage**

```
<rpc>  
  <test-dsa-pcmm-service-environment-show-host>  
  </test-dsa-pcmm-service-environment-show-host>  
</rpc>
```

## **Release Information**

Command introduced in SRC Release 3.0.0

## **Description**

Display the PCMM service hostname.

## **Required Privilege Level**

maintenance

# **<test-dsa-pcmm-service-environment-show-port>**

## **Usage**

```
<rpc>  
  <test-dsa-pcmm-service-environment-show-port>  
  </test-dsa-pcmm-service-environment-show-port>  
</rpc>
```

## **Release Information**

Command introduced in SRC Release 3.0.0

## **Description**

Display the PCMM service port.

## **Required Privilege Level**

maintenance

# <test-dsa-pcmm-service-environment-show-subscriber-address>

## Usage

```
<rpc>  
  <test-dsa-pcmm-service-environment-show-subscriber-address>  
  </test-dsa-pcmm-service-environment-show-subscriber-address>  
</rpc>
```

## Release Information

Command introduced in SRC Release 3.0.0

## Description

Display PCMM service test setting for the IP address of the subscriber.

## Required Privilege Level

maintenance

# **<test-dsa-pcmm-service-environment-show-subscriber-uri>**

## **Usage**

```
<rpc>  
  <test-dsa-pcmm-service-environment-show-subscriber-uri>  
  </test-dsa-pcmm-service-environment-show-subscriber-uri>  
</rpc>
```

## **Release Information**

Command introduced in SRC Release 3.0.0

## **Description**

Display PCMM service test setting for the subscriber URI.

## **Required Privilege Level**

maintenance

# <test-dsa-pcmm-service-query-available-services>

## Usage

```
<rpc>
  <test-dsa-pcmm-service-query-available-services>
    <client-id> client-id </client-id>
    <client-password> client-password </client-password>
    <host> host </host>
    <port> port </port>
  </test-dsa-pcmm-service-query-available-services>
</rpc>
```

## Release Information

Command introduced in SRC Release 3.0.0

## Description

Searches for the services that are available for a specified subscriber.

## Contents

<client-id>— (Optional) ID for PCMM service client.

**Value**—Text

<client-password>— (Optional) Password for PCMM service client.

**Value**—Text

<host>— (Optional) Hostname of PCMM service. The default value is localhost.

**Value**—Text

<port>— (Optional) Port for PCMM service. The default port is 8080.

**Value**—Text

## Required Privilege Level

maintenance

# <test-dsa-pcmm-service-query-contexts>

## Usage

```
<rpc>
  <test-dsa-pcmm-service-query-contexts>
    <subscriber-address> subscriber-address </subscriber-address>
    <subscriber-uri> subscriber-uri </subscriber-uri>
    <service-name> service-name </service-name>
    <context-id> context-id </context-id>
    <client-id> client-id </client-id>
    <client-password> client-password </client-password>
    <host> host </host>
    <port> port </port>
  </test-dsa-pcmm-service-query-contexts>
</rpc>
```

## Release Information

Command introduced in SRC Release 3.0.0

## Description

Searches for the context ID and context status for a subscriber.

## Contents

<subscriber-address>— (Optional) IP address for PCMM service client.

**Value**—Text

<subscriber-uri>— (Optional) Subscriber URI for PCMM service.

**Value**—Text

<service-name>— (Optional) Name of the SRC service.

**Value**—Text

<context-id>— (Optional) Context ID; globally unique identifier that the application manager uses as the SRC session name.

**Value**—Text

<client-id>— (Optional) ID for PCMM service client.

**Value**—Text

<client-password>— (Optional) Password for PCMM service client.

**Value**—Text

<host>— (Optional) Hostname of PCMM service. The default value is localhost.

**Value**—Text

<port>— (Optional) Port for PCMM service. The default port is 8080.

**Value**—Text

### **Required Privilege Level**

maintenance

# <test-dsa-pcmm-service-release-resources>

## Usage

```
<rpc>
  <test-dsa-pcmm-service-release-resources>
    <subscriber-address> subscriber-address </subscriber-address>
    <subscriber-uri> subscriber-uri </subscriber-uri>
    <service-name> service-name </service-name>
    <context-id> context-id </context-id>
    <client-id> client-id </client-id>
    <client-password> client-password </client-password>
    <host> host </host>
    <port> port </port>
  </test-dsa-pcmm-service-release-resources>
</rpc>
```

## Release Information

Command introduced in SRC Release 3.0.0

## Description

Specifies the resources that are being requested to be released in the ReleaseResources message.

## Contents

<subscriber-address>— (Optional) IP address for PCMM service client.

**Value**—Text

<subscriber-uri>— (Optional) Subscriber URI for PCMM service.

**Value**—Text

<service-name>— Name of the SRC service.

**Value**—Text

<context-id>— (Optional) Context ID; globally unique identifier that the application manager uses as the SRC session name.

**Value**—Text

<client-id>— (Optional) ID for PCMM service client.



**Value**—Text

<client-password>— (Optional) Password for PCMM service client.

**Value**—Text

<host>— (Optional) Hostname of PCMM service. The default value is localhost.

**Value**—Text

<port>— (Optional) Port for PCMM service. The default port is 8080.

**Value**—Text

### **Required Privilege Level**

maintenance

# <dsa-general-stats>

## Usage

```
<dsa-general-stats xmlns="http://xml.juniper.net/sdx/dsa-general-stats">
  <num-sae-calls-attempted> num-sae-calls-attempted </num-sae-calls-attempted>
  <num-sae-calls-failed> num-sae-calls-failed </num-sae-calls-failed>
  <num-sae-calls-in-progress> num-sae-calls-in-progress </num-sae-calls-in-progress>
  <num-sae-calls-succeeded> num-sae-calls-succeeded </num-sae-calls-succeeded>
  <sae-call-time-avg> sae-call-time-avg </sae-call-time-avg>
  <sae-call-time-max> sae-call-time-max </sae-call-time-max>
  <sae-call-time-min> sae-call-time-min </sae-call-time-min>
  <up-since> up-since </up-since>
  <up-time> up-time </up-time>
  <web-service-name> web-service-name </web-service-name>
</dsa-general-stats>
```

## Description

DSA General Statistics

## Contents

<num-sae-calls-attempted> —Number of times that DSA contacts SAE attempted

**Value**—Integer in the range -2147483648–2147483647

<num-sae-calls-failed> —Number of times that DSA contacts SAE failed

**Value**—Integer in the range -2147483648–2147483647

<num-sae-calls-in-progress> —Number of times that DSA contacts SAE in progress

**Value**—Integer in the range -2147483648–2147483647

<num-sae-calls-succeeded> —Number of times that DSA contacts SAE succeeded

**Value**—Integer in the range -2147483648–2147483647

<sae-call-time-avg> —Average time of the 100 most recent CORBA calls to SAE (millisecond)

**Value**—Integer in the range -9223372036854775808–9223372036854775807

<sae-call-time-max> —Maximum time of the 100 most recent CORBA calls to SAE (millisecond)

**Value**—Integer in the range -9223372036854775808–9223372036854775807

<sae-call-time-min> —Minimum time of the 100 most recent CORBA calls to SAE (millisecond)

**Value**—Integer in the range -9223372036854775808–9223372036854775807

<up-since> —DSA up since

**Value**—Text

<up-time> —DSA up time

**Value**—Text

<web-service-name> —Web Service Name

**Value**—Text

## Style

### detail

<num-sae-calls-attempted>  
 <num-sae-calls-failed>  
 <num-sae-calls-in-progress>  
 <num-sae-calls-succeeded>  
 <sae-call-time-avg>  
 <sae-call-time-max>  
 <sae-call-time-min>  
 <up-since>  
 <up-time>  
 <web-service-name>

# <generic>

## Usage

```
<generic xmlns="http://xml.juniper.net/sdx/generic">  
  <generic-class> generic-class </generic-class>  
</generic>
```

## Contents

<generic-class>

# <nic-proxy-stats>

## Usage

```
<nic-proxy-stats xmlns="http://xml.juniper.net/sdx/nic-proxy-stats">
  <lookup-time-avg> lookup-time-avg </lookup-time-avg>
  <lookup-time-max> lookup-time-max </lookup-time-max>
  <lookup-time-min> lookup-time-min </lookup-time-min>
  <nic-proxy-name> nic-proxy-name </nic-proxy-name>
  <num-keys-cached-locally> num-keys-cached-locally </num-keys-cached-locally>
  <num-keys-multi-match> num-keys-multi-match </num-keys-multi-match>
  <num-keys-no-match> num-keys-no-match </num-keys-no-match>
  <num-keys-one-match> num-keys-one-match </num-keys-one-match>
  <num-lookup-errors> num-lookup-errors </num-lookup-errors>
  <num-lookups> num-lookups </num-lookups>
</nic-proxy-stats>
```

## Description

DSA NIC Proxy Statistics

## Contents

<lookup-time-avg> —Average time of the 100 most recent lookups(milliseconds)

**Value**—Integer in the range -9223372036854775808–9223372036854775807

<lookup-time-max> —Maximum time of the 100 most recent lookups(milliseconds)

**Value**—Integer in the range -9223372036854775808–9223372036854775807

<lookup-time-min> —Minimum time of the 100 most recent lookups(milliseconds)

**Value**—Integer in the range -9223372036854775808–9223372036854775807

<nic-proxy-name> —NIC proxy name

**Value**—Text

<num-keys-cached-locally> —Number of key-value pairs cached in the proxy

**Value**—Integer in the range -2147483648–2147483647

<num-keys-multi-match> —Number of lookups in the key has multi value

**Value**—Integer in the range -2147483648–2147483647

<num-keys-no-match> —Number of lookups in the key has no value

**Value**—Integer in the range -2147483648–2147483647

<num-keys-one-match> —Number of lookups in the key has one value

**Value**—Integer in the range -2147483648–2147483647

<num-lookup-errors> —Number of lookups that failed

**Value**—Integer in the range -2147483648–2147483647

<num-lookups> —Number of lookups

**Value**—Integer in the range -2147483648–2147483647

## Style

### detail

<lookup-time-avg>  
 <lookup-time-max>  
 <lookup-time-min>  
 <nic-proxy-name>  
 <num-keys-cached-locally>  
 <num-keys-multi-match>  
 <num-keys-no-match>  
 <num-keys-one-match>  
 <num-lookup-errors>  
 <num-lookups>

# <service-attribute>

## Usage

```
<service-attribute xmlns="http://xml.juniper.net/sdx/service-attribute">  
  <service-attributes> service-attributes </service-attributes>  
  <subscription-attribute xmlns="http://xml.juniper.net/sdx/subscription-attribute"> ... </subscription-attribute>  
</service-attribute>
```

## Contents

<service-attributes> —Service attributes

**Value**—Text

<subscription-attribute> —Subscription attributes

[subscription-attribute](#)

# <soap-op-stats>

## Usage

```
<soap-op-stats xmlns="http://xml.juniper.net/sdx/soap-op-stats">
  <num-reqs> num-reqs </num-reqs>
  <num-reqs-denied> num-reqs-denied </num-reqs-denied>
  <num-reqs-failed> num-reqs-failed </num-reqs-failed>
  <num-reqs-in-progress> num-reqs-in-progress </num-reqs-in-progress>
  <num-reqs-succeeded> num-reqs-succeeded </num-reqs-succeeded>
  <operation-name> operation-name </operation-name>
  <req-time-avg> req-time-avg </req-time-avg>
  <req-time-max> req-time-max </req-time-max>
  <req-time-min> req-time-min </req-time-min>
  <web-service-name> web-service-name </web-service-name>
</soap-op-stats>
```

## Description

DSA SOAP Operation Statistics

## Contents

<num-reqs> —Number of total SOAP requests

**Value**—Integer in the range -2147483648–2147483647

<num-reqs-denied> —Number of rejected SOAP requests

**Value**—Integer in the range -2147483648–2147483647

<num-reqs-failed> —Number of failed SOAP requests

**Value**—Integer in the range -2147483648–2147483647

<num-reqs-in-progress> —Number of current SOAP requests

**Value**—Integer in the range -2147483648–2147483647

<num-reqs-succeeded> —Number of succeeded SOAP requests

**Value**—Integer in the range -2147483648–2147483647

<operation-name> —Operation name



**Value**—Text

<req-time-avg> —Average time of the 100 most recent SOAP requests(milliseconds)

**Value**—Integer in the range -9223372036854775808–9223372036854775807

<req-time-max> —Maximum time of the 100 most recent SOAP requests(milliseconds)

**Value**—Integer in the range -9223372036854775808–9223372036854775807

<req-time-min> —Minimum time of the 100 most recent SOAP requests(milliseconds)

**Value**—Integer in the range -9223372036854775808–9223372036854775807

<web-service-name> —Web service name

**Value**—Text

## Style

### detail

<num-reqs>  
 <num-reqs-denied>  
 <num-reqs-failed>  
 <num-reqs-in-progress>  
 <num-reqs-succeeded>  
 <operation-name>  
 <req-time-avg>  
 <req-time-max>  
 <req-time-min>  
 <web-service-name>

# <subscriber-read-subscription>

## Usage

```
<subscriber-read-subscription xmlns="http://xml.juniper.net/sdx/subscriber-read-subscription">  
  <subscription-attribute xmlns="http://xml.juniper.net/sdx/subscription-attribute"> ... </subscription-attribute>  
</subscriber-read-subscription>
```

## Contents

<subscription-attribute> —Subscription attributes

Multiple tag: can occur zero or more times.

[subscription-attribute](#)

# <subscriber-session>

## Usage

```
<subscriber-session xmlns="http://xml.juniper.net/sdx/subscriber-session">  
  <service-attribute xmlns="http://xml.juniper.net/sdx/service-attribute"> ... </service-attribute>  
  <subscriber-attributes> subscriber-attributes </subscriber-attributes>  
</subscriber-session>
```

## Contents

<service-attribute> —Subscriber service attributes

Multiple tag: can occur zero or more times.

[service-attribute](#)

<subscriber-attributes> —Subscriber attributes

**Value**—Text

# <subscribers-read>

## Usage

```
<subscribers-read xmlns="http://xml.juniper.net/sdx/subscribers-read">  
  <subscriber-session xmlns="http://xml.juniper.net/sdx/subscriber-session"> ... </subscriber-session>  
</subscribers-read>
```

## Contents

<subscriber-session>

Multiple tag: can occur zero or more times.

[subscriber-session](#)

# <subscribers-read-subscriber>

## Usage

```
<subscribers-read-subscriber xmlns="http://xml.juniper.net/sdx/subscribers-read-subscriber">  
  <subscriber-session xmlns="http://xml.juniper.net/sdx/subscriber-session"> ... </subscriber-session>  
</subscribers-read-subscriber>
```

## Contents

<subscriber-session>

Multiple tag: can occur zero or more times.

[subscriber-session](#)

# <subscription-attribute>

## Usage

```
<subscription-attribute xmlns="http://xml.juniper.net/sdx/subscription-attribute">  
  <subscription-attributes> subscription-attributes </subscription-attributes>  
</subscription-attribute>
```

## Contents

<subscription-attributes> —Subscription attributes

**Value**—Text

# IP Multimedia Subsystem (IMS) Operational Tag Elements

[Table 37](#) lists the SRC CLI operational mode commands that have corresponding SRC XML request tag elements in the current version of the SRC software, and maps each command to its request tag element. CLI configuration commands and statements are listed in alphabetical order.

For a list of mappings organized alphabetically by request tag element name, see [Table 38](#). For more information about CLI commands, see the *SRC PE CLI Command Reference*.

For a list of response tag elements, see [Table 39](#).

Table 37: Mapping of IP Multimedia Subsystem (IMS) CLI Commands to Operational Tag Elements

CLI Command	Request Tag Element
AAR-session-modify	AAR-session-modify
AAR-session-start	AAR-session-start
STR	STR
show ims aracf rq peers	get-ims-aracf-rq-peers
show ims statistics aracf rq	get-ims-statistics-aracf-rq
show ims statistics aracf rq process	get-ims-statistics-aracf-rq-process

[Table 38](#) maps SRC XML operational request tag elements to SRC CLI commands. Tag elements are listed in alphabetical order.

Table 38: Mapping of IP Multimedia Subsystem (IMS) Operational Tag Elements to CLI Commands

Request Tag Element	CLI Command
<a href="#">AAR-session-modify</a>	AAR-session-modify
<a href="#">AAR-session-start</a>	AAR-session-start
<a href="#">STR</a>	STR
<a href="#">get-ims-aracf-rq-peers</a>	show ims aracf rq peers
<a href="#">get-ims-statistics-aracf-rq</a>	show ims statistics aracf rq
<a href="#">get-ims-statistics-aracf-rq-process</a>	show ims statistics aracf rq process

[Table 39](#) lists the SRC XML operational response tag elements. Tag elements are listed in alphabetical order.

Table 39: Operational Response Tag Elements

Response Tag Element
<a href="#">aracf-rq</a>

<a href="#">aracf-rq-peers</a>
<a href="#">jvm-stats</a>
<a href="#">peer</a>



# <AAR-session-modify>

## Usage

```
<rpc>
  <AAR-session-modify>
    <session-id> session-id </session-id>
    <aar-name> aar-name </aar-name>
  </AAR-session-modify>
</rpc>
```

## Release Information

Command introduced in SRC Release 3.1.0

## Description

Simulate AAR request for service modification of an existing Diameter session.

## Contents

<session-id>— Session ID to be modified.

**Value**—Text

**Default**— No value

<aar-name>— Name of AAR message.

**Value**—Text

## Required Privilege Level

maintenance

# <AAR-session-start>

## Usage

```
<rpc>
  <AAR-session-start>
    <aar-name> aar-name </aar-name>
    <framed-ip-address> framed-ip-address </framed-ip-address>
    <user-name> user-name </user-name>
    <origin-host> origin-host </origin-host>
    <origin-realm> origin-realm </origin-realm>
  </AAR-session-start>
</rpc>
```

## Release Information

Command introduced in SRC Release 3.1.0

## Description

Simulate initial AAR request for service activations.

## Contents

<aar-name>— Name of AAR for activating service.

**Value**—Text

**Default**— No value

<framed-ip-address>— (Optional) Subscriber IP address. If specified, this value overrides the value in the AAR message.

**Value**—Text

**Default**— No value

<user-name>— (Optional) Subscriber name. If specified, this value overrides the value in the AAR message.

**Value**—Text

**Default**— No value

<origin-host>— (Optional) Host of the simulator that generates the AAR packet. If specified, this value overrides the value in the AAR message.

**Value**—Text

**Default**— No value

`<origin-realm>`— (Optional) Origin realm of the simulator that generates this packet. If specified, this value overrides the value in the AAR message.

**Value**—Text

**Default**— No value

### Required Privilege Level

maintenance

# <STR>

## Usage

```
<rpc>
  <STR>
    <session-id> session-id </session-id>
  </STR>
</rpc>
```

## Release Information

Command introduced in SRC Release 3.1.0

## Description

Simulate STR requests to deactivate Diameter session.

## Contents

<session-id>— Session ID to be terminated.

**Value**—Text

**Default**— No value

## Required Privilege Level

maintenance

# <get-ims-aracf-rq-peers>

## Usage

```
<rpc>
  <get-ims-aracf-rq-peers>
    <peer-name> peer-name </peer-name>
    <style> style-choice </style>
  </get-ims-aracf-rq-peers>
</rpc>
```

## Release Information

Command introduced in SRC Release 1.0.0

## Description

Display information for a peer instance.

## Contents

**<peer-name>**— (Optional) Name of a peer. If no peer name is provided, it will display status for all configured peers.

**Value**— All or part of the peer name.

**Default**— No value

**<style>**— (Optional) Output style.

### Value

- **brief**— Display only names and connectivity.

**Default**— Detail

## Required Privilege Level

view

## Output Tag

[aracf-rq-peers](#)

# <get-ims-statistics-aracf-rq>

## Usage

```
<rpc>  
  <get-ims-statistics-aracf-rq>  
  </get-ims-statistics-aracf-rq>  
</rpc>
```

## Release Information

Command introduced in SRC Release 1.0.0

## Description

Display A-RACF Rq statistics, including information about the server process and the current state of the A-RACF Rq interface.

## Required Privilege Level

view

## Output Tag

[aracf-rq](#)

# <get-ims-statistics-aracf-rq-process>

## Usage

```
<rpc>  
  <get-ims-statistics-aracf-rq-process>  
  </get-ims-statistics-aracf-rq-process>  
</rpc>
```

## Release Information

Command introduced in SRC Release 1.0.0

## Description

Display information about the IMS server process.

## Required Privilege Level

view

## Output Tag

[jym-stats](#)

# <aracf-rq>

## Usage

```
<aracf-rq xmlns="http://xml.juniper.net/sdx/aracf-rq">  
  <jvm-stats xmlns="http://xml.juniper.net/sdx/jvm-stats"> ... </jvm-stats>  
</aracf-rq>
```

## Description

ims aracf rq Statistics

## Contents

<jvm-stats>

[jvm-stats](#)

## Style

### detail

<jvm-stats>



# <aracf-rq-peers>

## Usage

```
<aracf-rq-peers xmlns="http://xml.juniper.net/sdx/aracf-rq-peers">  
  <peer xmlns="http://xml.juniper.net/sdx/peer"> ... </peer>  
</aracf-rq-peers>
```

## Contents

<peer> —A sequence of rq-peers

Multiple tag: can occur zero or more times.

[peer](#)

## Style

### brief

<peer>

### detail

<peer>

# <jvm-stats>

## Usage

```
<jvm-stats xmlns="http://xml.juniper.net/sdx/jvm-stats">
  <heap-limit> heap-limit </heap-limit>
  <heap-used> heap-used </heap-used>
  <number-threads> number-threads </number-threads>
  <up-since> up-since </up-since>
  <up-time> up-time </up-time>
</jvm-stats>
```

## Description

Rq Server Process Statistics

## Contents

<heap-limit> —Heap limit (bytes)

**Value**—Integer in the range -9223372036854775808–9223372036854775807

<heap-used> —Heap used (bytes)

**Value**—Text

<number-threads> —Rq server threads

**Value**—Integer in the range -2147483648–2147483647

<up-since> —Rq server up since

**Value**—Text

<up-time> —Rq server up time (seconds)

**Value**—Integer in the range -2147483648–2147483647

## Style

### detail

```
<heap-limit>
<heap-used>
```

<number-threads>

<up-since>

<up-time>

# <peer>

## Usage

```
<peer xmlns="http://xml.juniper.net/sdx/peer">
  <connection-time> connection-time </connection-time>
  <ip-addresses> ip-addresses </ip-addresses>
  <name> name </name>
  <origin-host> origin-host </origin-host>
  <protocol> protocol </protocol>
  <rvd-aar> rvd-aar </rvd-aar>
  <rvd-asa> rvd-asa </rvd-asa>
  <rvd-raa> rvd-raa </rvd-raa>
  <rvd-str> rvd-str </rvd-str>
  <rvd-uar> rvd-uar </rvd-uar>
  <sent-aaa> sent-aaa </sent-aaa>
  <sent-asr> sent-asr </sent-asr>
  <sent-rar> sent-rar </sent-rar>
  <sent-sta> sent-sta </sent-sta>
  <sent-uaa> sent-uaa </sent-uaa>
  <status> status </status>
</peer>
```

## Contents

<connection-time> —Connection Time

<ip-addresses> —IP addresses

**Value**—Text

<name> —Name

<origin-host> —Origin Host

<protocol> —Protocol

**Value**—Text

<rvd-aar> —Number of received AAR

**Value**—Integer in the range -2147483648–2147483647

<rvd-asa> —Number of received ASA

**Value**—Integer in the range -2147483648–2147483647

<rvd-raa> —Number of received RAA

**Value**—Integer in the range -2147483648–2147483647

<rvd-str> —Number of received STR

**Value**—Integer in the range -2147483648–2147483647

<rvd-uar> —Number of received UDR

**Value**—Integer in the range -2147483648–2147483647

<sent-aaa> —Number of sent AAA

**Value**—Integer in the range -2147483648–2147483647

<sent-asr> —Number of sent ASR

**Value**—Integer in the range -2147483648–2147483647

<sent-rar> —Number of sent RAR

**Value**—Integer in the range -2147483648–2147483647

<sent-sta> —Number of sent STA

**Value**—Integer in the range -2147483648–2147483647

<sent-uaa> —Number of sent UDA

**Value**—Integer in the range -2147483648–2147483647

<status> —Status

## Style

### brief

<name>

<status>

**detail**

<connection-time>  
<ip-addresses>  
<name>  
<origin-host>  
<protocol>  
<rvd-aar>  
<rvd-asa>  
<rvd-raa>  
<rvd-str>  
<rvd-uar>  
<sent-aaa>  
<sent-asr>  
<sent-rar>  
<sent-sta>  
<sent-uaa>  
<status>

# Diameter Application Operational Tag Elements

[Table 42](#) lists the SRC CLI operational mode commands that have corresponding SRC XML request tag elements in the current version of the SRC software, and maps each command to its request tag element. CLI configuration commands and statements are listed in alphabetical order.

For a list of mappings organized alphabetically by request tag element name, see [Table 43](#). For more information about CLI commands, see the *SRC PE CLI Command Reference*.

For a list of response tag elements, see [Table 44](#).

Table 42: Mapping of Diameter Application CLI Commands to Operational Tag Elements

CLI Command	Request Tag Element
show diameter statistics	get-diameter-statistics
show diameter statistics message handler	get-diameter-statistics-message-handler
show diameter statistics message handler message flow	get-diameter-statistics-message-handler-message-flow
show diameter statistics process	get-diameter-statistics-process
show diameter statistics requests	get-diameter-statistics-requests
show diameter status	get-diameter-status
show diameter status clients	get-diameter-status-clients
show diameter status peers	get-diameter-status-peers

[Table 43](#) maps SRC XML operational request tag elements to SRC CLI commands. Tag elements are listed in alphabetical order.

Table 43: Mapping of Diameter Application Operational Tag Elements to CLI Commands

Request Tag Element	CLI Command
<a href="#">get-diameter-statistics</a>	show diameter statistics
<a href="#">get-diameter-statistics-message-handler</a>	show diameter statistics message handler
<a href="#">get-diameter-statistics-message-handler-message-flow</a>	show diameter statistics message handler message flow
<a href="#">get-diameter-statistics-process</a>	show diameter statistics process
<a href="#">get-diameter-statistics-requests</a>	show diameter statistics requests
<a href="#">get-diameter-status</a>	show diameter status
<a href="#">get-diameter-status-clients</a>	show diameter status clients
<a href="#">get-diameter-status-peers</a>	show diameter status peers

[Table 44](#) lists the SRC XML operational response tag elements. Tag elements are listed in alphabetical

order.

Table 44: Operational Response Tag Elements

Response Tag Element
<a href="#">client</a>
<a href="#">client-diameter-message</a>
<a href="#">clients</a>
<a href="#">forwarder</a>
<a href="#">jvm-stats</a>
<a href="#">msg-flow</a>
<a href="#">msg-handler</a>
<a href="#">peer</a>
<a href="#">peer-diameter-message</a>
<a href="#">peers</a>
<a href="#">request</a>
<a href="#">statistics</a>
<a href="#">status</a>



# <get-diameter-statistics>

## Usage

```
<rpc>  
  <get-diameter-statistics>  
  </get-diameter-statistics>  
</rpc>
```

## Release Information

Command introduced in SRC Release 3.0.0

## Description

Display Diameter statistics, including information about the server process and the current state of the Diameter server.

## Required Privilege Level

view

## Output Tag

[statistics](#)

# <get-diameter-statistics-message-handler>

## Usage

```
<rpc>  
  <get-diameter-statistics-message-handler>  
  </get-diameter-statistics-message-handler>  
</rpc>
```

## Release Information

Command introduced in SRC Release 3.0.0

## Description

Display statistics for the Diameter message handler.

## Required Privilege Level

view

## Output Tag

[msg-handler](#)

# <get-diameter-statistics-message-handler-message-flow>

## Usage

```
<rpc>
  <get-diameter-statistics-message-handler-message-flow>
    <id> id </id>
  </get-diameter-statistics-message-handler-message-flow>
</rpc>
```

## Release Information

Command introduced in SRC Release 3.0.0

## Description

Display statistics for Diameter message flows.

## Contents

**<id>**— (Optional) Message flow ID filter.

**Value**— Substring of the message flow ID. If the message flow ID filter is not specified, all message flows are selected.

**Default**— No value

## Required Privilege Level

view

## Output Tag

[msg-flow](#)

# <get-diameter-statistics-process>

## Usage

```
<rpc>  
  <get-diameter-statistics-process>  
  </get-diameter-statistics-process>  
</rpc>
```

## Release Information

Command introduced in SRC Release 3.0.0

## Description

Display information about the Diameter server process.

## Required Privilege Level

view

## Output Tag

[jvm-stats](#)

# <get-diameter-statistics-requests>

## Usage

```
<rpc>  
  <get-diameter-statistics-requests>  
  </get-diameter-statistics-requests>  
</rpc>
```

## Release Information

Command introduced in SRC Release 3.0.0

## Description

Display information about the Diameter server requests.

## Required Privilege Level

view

## Output Tag

[request](#)

# <get-diameter-status>

## Usage

```
<rpc>  
  <get-diameter-status>  
    <style> style-choice </style>  
  </get-diameter-status>  
</rpc>
```

## Release Information

Command introduced in SRC Release 3.0.0

## Description

Display Diameter status.

## Contents

<style>— (Optional) Output style.

### Value

- **brief**— Display only peer and client names.

**Default**— Detail

## Required Privilege Level

view

## Output Tag

[status](#)

# <get-diameter-status-clients>

## Usage

```
<rpc>  
  <get-diameter-status-clients>  
    <client-name> client-name </client-name>  
  </get-diameter-status-clients>  
</rpc>
```

## Release Information

Command introduced in SRC Release 3.0.0

## Description

Display information for a client instance.

## Contents

<client-name>— (Optional) Name of a client.

**Value**— All or part of the client name.

**Default**— No value

## Required Privilege Level

view

## Output Tag

[clients](#)

# <get-diameter-status-peers>

## Usage

```
<rpc>  
  <get-diameter-status-peers>  
    <peer-name> peer-name </peer-name>  
  </get-diameter-status-peers>  
</rpc>
```

## Release Information

Command introduced in SRC Release 3.0.0

## Description

Display information for a peer instance.

## Contents

<peer-name>— (Optional) Name of a peer.

**Value**— All or part of the peer name.

**Default**— No value

## Required Privilege Level

view

## Output Tag

[peers](#)



# <client>

## Usage

```
<client xmlns="http://xml.juniper.net/sdx/client">
  <jsrc-id> jsrc-id </jsrc-id>
  <nas-group> nas-group </nas-group>
  <origin-host> origin-host </origin-host>
  <send-failed> send-failed </send-failed>
  <solicited-requests> solicited-requests </solicited-requests>
  <src-id> src-id </src-id>
  <unsolicited-requests> unsolicited-requests </unsolicited-requests>
</client>
```

## Contents

<jsrc-id> —Virtual Router [LogicalSystem:RoutingInstance]

<nas-group> —NAS group

<origin-host> —Origin host

<send-failed> —Number of message failures

**Value**—Integer in the range -2147483648–2147483647

<solicited-requests> —Number of messages forwarded to client

**Value**—Integer in the range -2147483648–2147483647

<src-id> —SRC id

<unsolicited-requests> —Number of messages sent from client

**Value**—Integer in the range -2147483648–2147483647

## Style

### brief

<src-id>

## detail

<jsrc-id>  
<nas-group>  
<origin-host>  
<send-failed>  
<solicited-requests>  
<src-id>  
<unsolicited-requests>

# <client-diameter-message>

## Usage

```
<client-diameter-message xmlns="http://xml.juniper.net/sdx/client-diameter-message">
  <asr-sent-requests> asr-sent-requests </asr-sent-requests>
  <avg-latency> avg-latency </avg-latency>
  <avg-ps-processing-time> avg-ps-processing-time </avg-ps-processing-time>
  <ppr-sent-requests> ppr-sent-requests </ppr-sent-requests>
  <rar-sent-requests> rar-sent-requests </rar-sent-requests>
  <sent-requests> sent-requests </sent-requests>
  <srq-sent-requests> srq-sent-requests </srq-sent-requests>
</client-diameter-message>
```

## Contents

<asr-sent-requests> —Abort-Session requests (ASR)

**Value**—Integer in the range -2147483648–2147483647

<avg-latency> —Average diameter server processing time (last 5000 sent rqs, ms)

**Value**—Integer in the range -2147483648–2147483647

<avg-ps-processing-time> —Average PS processing time (last 5000 rcv rqs, ms)

**Value**—Integer in the range -2147483648–2147483647

<ppr-sent-requests> —Push-Profile requests (PPR)

**Value**—Integer in the range -2147483648–2147483647

<rar-sent-requests> —Re-Authorization requests (RAR)

**Value**—Integer in the range -2147483648–2147483647

<sent-requests> —Total of sent requests

**Value**—Integer in the range -2147483648–2147483647

<srq-sent-requests> —Session resource (SRQ)

**Value**—Integer in the range -2147483648–2147483647

# <clients>

## Usage

```
<clients xmlns="http://xml.juniper.net/sdx/clients">  
  <client xmlns="http://xml.juniper.net/sdx/client"> ... </client>  
</clients>
```

## Contents

<client>

Multiple tag: can occur zero or more times.

[client](#)

## Style

### brief

<client>

### detail

<client>

# <forwarder>

## Usage

```
<forwarder xmlns="http://xml.juniper.net/sdx/forwarder">  
  <jvm-stats xmlns="http://xml.juniper.net/sdx/jvm-stats"> ... </jvm-stats>  
  <msg-handler xmlns="http://xml.juniper.net/sdx/msg-handler"> ... </msg-handler>  
</forwarder>
```

## Description

Diameter Server Statistics

## Contents

<jvm-stats>

[jvm-stats](#)

<msg-handler>

[msg-handler](#)

## Style

### detail

<jvm-stats>

<msg-handler>

# <jvm-stats>

## Usage

```
<jvm-stats xmlns="http://xml.juniper.net/sdx/jvm-stats">
  <heap-limit> heap-limit </heap-limit>
  <heap-used> heap-used </heap-used>
  <number-threads> number-threads </number-threads>
  <up-since> up-since </up-since>
  <up-time> up-time </up-time>
</jvm-stats>
```

## Description

Diameter Server Process Statistics

## Contents

<heap-limit> —Heap limit (bytes)

**Value**—Integer in the range -9223372036854775808–9223372036854775807

<heap-used> —Heap used (bytes)

**Value**—Text

<number-threads> —Diameter server threads

**Value**—Integer in the range -2147483648–2147483647

<up-since> —Diameter server up since

**Value**—Text

<up-time> —Diameter server up time (seconds)

**Value**—Integer in the range -2147483648–2147483647

# <msg-flow>

## Usage

```
<msg-flow xmlns="http://xml.juniper.net/sdx/msg-flow">
  <avg-latency> avg-latency </avg-latency>
  <avg-throughput> avg-throughput </avg-throughput>
  <creation-time> creation-time </creation-time>
  <id> id </id>
  <msg-drop> msg-drop </msg-drop>
  <msg-fwd> msg-fwd </msg-fwd>
  <msg-rcvd> msg-rcvd </msg-rcvd>
  <msgflow-size> msgflow-size </msgflow-size>
  <up-time> up-time </up-time>
</msg-flow>
```

## Description

Diameter Message Flow

## Contents

<avg-latency> —Average non-decoding time (last 5000 messages, ms)

**Value**—Integer in the range -2147483648–2147483647

<avg-throughput> —Throughput (last 60s, msgs/s)

**Value**—Text

<creation-time> —Creation time

**Value**—Text

<id> —Flow id

**Value**—Text

<msg-drop> —Message dropped

**Value**—Integer in the range -2147483648–2147483647

<msg-fwd> —Message forwarded

**Value**—Integer in the range -2147483648–2147483647

<msg-rcvd> —Message received

**Value**—Integer in the range -2147483648–2147483647

<msgflow-size> —Message flow size

**Value**—Integer in the range -2147483648–2147483647

<up-time> —Up time (s)

**Value**—Integer in the range -9223372036854775808–9223372036854775807



# <msg-handler>

## Usage

```
<msg-handler xmlns="http://xml.juniper.net/sdx/msg-handler">
  <avg-latency> avg-latency </avg-latency>
  <avg-throughput> avg-throughput </avg-throughput>
  <msg-drop> msg-drop </msg-drop>
  <msg-forward> msg-forward </msg-forward>
  <msg-rcvd> msg-rcvd </msg-rcvd>
</msg-handler>
```

## Description

Diameter Message Handler

## Contents

<avg-latency> —Average non-decoding time (last 5000 msgs, ms)

**Value**—Integer in the range -2147483648–2147483647

<avg-throughput> —Throughput (last 60s, msgs/s)

**Value**—Text

<msg-drop> —Messages dropped

**Value**—Integer in the range -2147483648–2147483647

<msg-forward> —Messages handled

**Value**—Integer in the range -2147483648–2147483647

<msg-rcvd> —Messages received

**Value**—Integer in the range -2147483648–2147483647

# <peer>

## Usage

```
<peer xmlns="http://xml.juniper.net/sdx/peer">
  <connection-time> connection-time </connection-time>
  <functions> functions </functions>
  <ip-addresses> ip-addresses </ip-addresses>
  <message-failures> message-failures </message-failures>
  <name> name </name>
  <origin-host> origin-host </origin-host>
  <pointing-container-device-names> pointing-container-device-names </pointing-container-device-names>
  <pointing-container-identifiers> pointing-container-identifiers </pointing-container-identifiers>
  <protocol> protocol </protocol>
  <received-requests> received-requests </received-requests>
  <received-responses> received-responses </received-responses>
  <sent-requests> sent-requests </sent-requests>
  <sent-responses> sent-responses </sent-responses>
  <status> status </status>
</peer>
```

## Contents

<connection-time> —Connection Time

<functions> —Function

**Value**—Text

<ip-addresses> —IP addresses

**Value**—Text

<message-failures> —Number of message failures

**Value**—Integer in the range -2147483648–2147483647

<name> —Name

<origin-host> —Origin Host

<pointing-container-device-names> —Device or NAS group names

<pointing-container-identifiers> —Pointing container identifiers

<protocol> —Protocol

**Value**—Text

<received-requests> —Number of received requests

**Value**—Integer in the range -2147483648–2147483647

<received-responses> —Number of received responses

**Value**—Integer in the range -2147483648–2147483647

<sent-requests> —Number of sent requests

**Value**—Integer in the range -2147483648–2147483647

<sent-responses> —Number of sent responses

**Value**—Integer in the range -2147483648–2147483647

<status> —Status

## Style

### brief

<name>

### detail

<connection-time>

<ip-addresses>

<message-failures>

<name>

<origin-host>

<pointing-container-device-names>

<protocol>

<received-requests>

<received-responses>

<sent-requests>

<sent-responses>

<status>

# <peer-diameter-message>

## Usage

```
<peer-diameter-message xmlns="http://xml.juniper.net/sdx/peer-diameter-message">
  <aar-received-requests> aar-received-requests </aar-received-requests>
  <acr-received-requests> acr-received-requests </acr-received-requests>
  <avg-latency> avg-latency </avg-latency>
  <avg-src-processing-time> avg-src-processing-time </avg-src-processing-time>
  <ccr-received-requests> ccr-received-requests </ccr-received-requests>
  <received-requests> received-requests </received-requests>
  <srq-received-requests> srq-received-requests </srq-received-requests>
  <str-received-requests> str-received-requests </str-received-requests>
</peer-diameter-message>
```

## Contents

<aar-received-requests> —Authorization-Authentication requests (AAR)

**Value**—Integer in the range -2147483648–2147483647

<acr-received-requests> —Accounting requests (ACR)

**Value**—Integer in the range -2147483648–2147483647

<avg-latency> —Average diameter server processing time (last 5000 rcv rqs, ms)

**Value**—Integer in the range -2147483648–2147483647

<avg-src-processing-time> —Average SRC processing time (last 5000 rcv rqs, ms)

**Value**—Integer in the range -2147483648–2147483647

<ccr-received-requests> —Credit Control (CCR)

**Value**—Integer in the range -9223372036854775808–9223372036854775807

<received-requests> —Total of received requests

**Value**—Integer in the range -2147483648–2147483647

<srq-received-requests> —Session resource (SRQ)

**Value**—Integer in the range -2147483648–2147483647

<str-received-requests> —Session-Termination requests (STR)

**Value**—Integer in the range -2147483648–2147483647

# <peers>

## Usage

```
<peers xmlns="http://xml.juniper.net/sdx/peers">  
  <peer xmlns="http://xml.juniper.net/sdx/peer"> ... </peer>  
</peers>
```

## Contents

<peer>

Multiple tag: can occur zero or more times.

[peer](#)

## Style

### brief

<peer>

### detail

<peer>

# <request>

## Usage

```
<request xmlns="http://xml.juniper.net/sdx/request">  
  <client-diameter-message xmlns="http://xml.juniper.net/sdx/client-diameter-message"> ... </client-diameter-message>  
  <peer-diameter-message xmlns="http://xml.juniper.net/sdx/peer-diameter-message"> ... </peer-diameter-message>  
</request>
```

## Contents

<client-diameter-message>

[client-diameter-message](#)

<peer-diameter-message>

[peer-diameter-message](#)

# <statistics>

## Usage

```
<statistics xmlns="http://xml.juniper.net/sdx/statistics">  
  <jvm-stats xmlns="http://xml.juniper.net/sdx/jvm-stats"> ... </jvm-stats>  
  <msg-handler xmlns="http://xml.juniper.net/sdx/msg-handler"> ... </msg-handler>  
  <request xmlns="http://xml.juniper.net/sdx/request"> ... </request>  
</statistics>
```

## Contents

<jvm-stats>

[jvm-stats](#)

<msg-handler>

[msg-handler](#)

<request>

[request](#)



# <status>

## Usage

```
<status xmlns="http://xml.juniper.net/sdx/status">  
  <client xmlns="http://xml.juniper.net/sdx/client"> ... </client>  
  <peer xmlns="http://xml.juniper.net/sdx/peer"> ... </peer>  
</status>
```

## Contents

<client>

Multiple tag: can occur zero or more times.

[client](#)

<peer>

Multiple tag: can occur zero or more times.

[peer](#)

## Style

### brief

<client>

<peer>

### detail

<client>

<peer>



# SRC License Management Operational Tag Elements

[Table 45](#) lists the SRC CLI operational mode commands that have corresponding SRC XML request tag elements in the current version of the SRC software, and maps each command to its request tag element. CLI configuration commands and statements are listed in alphabetical order.

For a list of mappings organized alphabetically by request tag element name, see [Table 46](#). For more information about CLI commands, see the *SRC PE CLI Command Reference*.

For a list of response tag elements, see [Table 47](#).

Table 45: Mapping of License Management CLI Commands to Operational Tag Elements

| CLI Command                  | Request Tag Element          |
|------------------------------|------------------------------|
| request license import       | request-license-import       |
| request license remove       | request-license-remove       |
| request license usage report | request-license-usage-report |
| show license allocated       | show-license-allocated       |

[Table 46](#) maps SRC XML operational request tag elements to SRC CLI commands. Tag elements are listed in alphabetical order.

Table 46: Mapping of License Management Operational Tag Elements to CLI Commands

| Request Tag Element                          | CLI Command                  |
|----------------------------------------------|------------------------------|
| <a href="#">request-license-import</a>       | request license import       |
| <a href="#">request-license-remove</a>       | request license remove       |
| <a href="#">request-license-usage-report</a> | request license usage report |
| <a href="#">show-license-allocated</a>       | show license allocated       |

[Table 47](#) lists the SRC XML operational response tag elements. Tag elements are listed in alphabetical order.

Table 47: Operational Response Tag Elements

| Response Tag Element                  |
|---------------------------------------|
| <a href="#">allocated-license</a>     |
| <a href="#">allocated-licenses</a>    |
| <a href="#">allocated-licenses-vr</a> |

# <request-license-import>

## Usage

```
<rpc>
  <request-license-import>
    <file-name> file-name </file-name>
    <server-address> server-address </server-address>
    <name-space> name-space </name-space>
    <authentication-dn> authentication-dn </authentication-dn>
    <password> password </password>
    <master-license/>
  </request-license-import>
</rpc>
```

## Release Information

Command introduced in SRC Release 1.0.0

## Description

Import an SRC license into the directory. The license can be either a pilot license or a server license. Use the `master-license` option to install a server, or master, license.

## Contents

`<file-name>`— Name of the file that contains the SRC license information.

**Value**— Filename

**Default**— No value

`<server-address>`— (Optional) IP address for the primary directory server. For C Series Controllers, this is the platform that has the Juniper Networks database configured to have a primary role.

**Value**— IP address

**Default**— No value

`<name-space>`— (Optional) Base distinguished name (DN) for the directory. In most cases you can use the default `<base>`.

**Value**— Base DN

**Default**— `<base>`

`<authentication-dn>`— (Optional) DN used for directory authentication.

**Value**— DN

**Default**— No value

`<password>`— (Optional) Password used for directory authentication.

**Value**— Password

**Default**— No value

`<master-license>`— (Optional) License is a server, or master, license.

## Required Privilege Level

maintenance

# <request-license-remove>

## Usage

```
<rpc>
  <request-license-remove>
    <license-id> license-id </license-id>
    <server-address> server-address </server-address>
    <name-space> name-space </name-space>
    <authentication-dn> authentication-dn </authentication-dn>
    <password> password </password>
    <master-license/>
    <all/>
  </request-license-remove>
</rpc>
```

## Release Information

Command introduced in SRC Release 1.0.0

## Description

Remove an SRC license from the directory. Use the `master-license` option to remove a server, or master, license.

## Contents

`<license-id>`— (Optional) License ID identifying the license to be removed.

**Value**— license ID

**Default**— No value

`<server-address>`— (Optional) IP address for the primary directory server. For C Series Controllers, this is the platform that has the Juniper Networks database configured to have a primary role.

**Value**— IP address

**Default**— No value

`<name-space>`— (Optional) Base distinguished name (DN) for the directory. In most cases you can use the default `<base>`.

**Value**— Base DN

**Default**— `<base>`

`<authentication-dn>`— (Optional) DN used for directory authentication.

**Value**— DN

**Default**— No value

<password>— (Optional) Password used for directory authentication.

**Value**— Password

**Default**— No value

<master-license>— (Optional) Remove the master license.

<all>— (Optional) Remove all licenses.

## Required Privilege Level

maintenance

# <request-license-usage-report>

## Usage

```
<rpc>  
  <request-license-usage-report>  
    <slot> slot </slot>  
  </request-license-usage-report>  
</rpc>
```

## Release Information

Command introduced in SRC Release 1.0.0

## Description

Create a license usage report. The report lists the date the report was created, and for each license the customer identification information, the license serial number, and the number of licenses installed. It also lists the number of concurrent active SAE service sessions (maximum number of license units) that can be allocated, and the maximum number of concurrent active SAE service sessions allocated since the license was installed or since the last license usage report was created.

## Contents

<slot>— (Optional) Number of the slot for which you want to request a license report.

**Value**— Currently the chassis has only one slot. The valid value is 0.

**Default**— 0

## Required Privilege Level

maintenance



# <show-license-allocated>

## Usage

```
<rpc>
  <show-license-allocated>
    <virtual-router> virtual-router </virtual-router>
    <slot> slot </slot>
  </show-license-allocated>
</rpc>
```

## Release Information

Command introduced in SRC Release 3.1.0

## Description

Display information stored in the most recent usage report for the license server. The usage report provides information about the maximum number of concurrent service sessions in use per virtual router since the last time a usage report was generated, and compares this number with the maximum number of sessions allowed by the SRC server license.

## Contents

`<virtual-router>`— (Optional) Name of virtual router for which to display license usage information.

**Value**— VR name

**Default**— No value

`<slot>`— (Optional) Number of the slot for which you want to display license usage information.

**Value**— Currently the chassis has only one slot. The valid value is 0.

**Default**— 0

## Required Privilege Level

view

## Output Tag

[allocated-licenses](#)

# <allocated-license>

## Usage

```
<allocated-license xmlns="http://xml.juniper.net/sdx/allocated-license">  
  <enforcement-type> enforcement-type </enforcement-type>  
  <expiry> expiry </expiry>  
  <granted> granted </granted>  
  <last-granted> last-granted </last-granted>  
</allocated-license>
```

## Contents

<enforcement-type> —Enforcement type

<expiry> —Expiry

<granted> —Granted

<last-granted> —Last Granted

# <allocated-licenses>

## Usage

```
<allocated-licenses xmlns="http://xml.juniper.net/sdx/allocated-licenses">  
  <allocated-licenses-vr xmlns="http://xml.juniper.net/sdx/allocated-licenses-vr"> ... </allocated-licenses-vr>  
</allocated-licenses>
```

## Contents

<allocated-licenses-vr>

Multiple tag: can occur zero or more times.

[allocated-licenses-vr](#)

# <allocated-licenses-vr>

## Usage

```
<allocated-licenses-vr xmlns="http://xml.juniper.net/sdx/allocated-licenses-vr">  
  <allocated-license xmlns="http://xml.juniper.net/sdx/allocated-license"> ... </allocated-license>  
  <vr-name> vr-name </vr-name>  
</allocated-licenses-vr>
```

## Contents

<allocated-license>

Multiple tag: can occur zero or more times.

[allocated-license](#)

<vr-name> —Virtual router name

# COS Naming Service Operational Tag Elements

[Table 48](#) lists the SRC CLI operational mode commands that have corresponding SRC XML request tag elements in the current version of the SRC software, and maps each command to its request tag element. CLI configuration commands and statements are listed in alphabetical order.

For a list of mappings organized alphabetically by request tag element name, see [Table 49](#). For more information about CLI commands, see the *SRC PE CLI Command Reference*.

For a list of response tag elements, see [Table 50](#).

Table 48: Mapping of Naming Service CLI Commands to Operational Tag Elements

| CLI Command              | Request Tag Element      |
|--------------------------|--------------------------|
| request naming add       | request-naming-add       |
| request naming clear     | request-naming-clear     |
| request naming translate | request-naming-translate |
| show naming data         | show-naming-data         |
| show naming statistics   | show-naming-statistics   |

[Table 49](#) maps SRC XML operational request tag elements to SRC CLI commands. Tag elements are listed in alphabetical order.

Table 49: Mapping of Naming Service Operational Tag Elements to CLI Commands

| Request Tag Element                      | CLI Command              |
|------------------------------------------|--------------------------|
| <a href="#">request-naming-add</a>       | request naming add       |
| <a href="#">request-naming-clear</a>     | request naming clear     |
| <a href="#">request-naming-translate</a> | request naming translate |
| <a href="#">show-naming-data</a>         | show naming data         |
| <a href="#">show-naming-statistics</a>   | show naming statistics   |

[Table 50](#) lists the SRC XML operational response tag elements. Tag elements are listed in alphabetical order.

Table 50: Operational Response Tag Elements

| Response Tag Element              |
|-----------------------------------|
| <a href="#">name-binding</a>      |
| <a href="#">naming-data</a>       |
| <a href="#">naming-statistics</a> |

# <request-naming-add>

## Usage

```
<rpc>
  <request-naming-add>
    <name> name </name>
    <object-reference> object-reference </object-reference>
  </request-naming-add>
</rpc>
```

## Release Information

Command introduced in SRC Release 3.2.0

## Description

Add a name binding.

## Contents

<name>— Object name.

**Value**—Text

<object-reference>— Interoperable object reference (IOR).

**Value**—Text

## Required Privilege Level

maintenance

# <request-naming-clear>

## Usage

```
<rpc>  
  <request-naming-clear>  
    <name> name </name>  
  </request-naming-clear>  
</rpc>
```

## Release Information

Command introduced in SRC Release 3.2.0

## Description

Remove name bindings.

## Contents

<name>— (Optional) Object name.

**Value**—Text

## Required Privilege Level

clear

# <request-naming-translate>

## Usage

```
<rpc>  
  <request-naming-translate>  
    <name> name </name>  
  </request-naming-translate>  
</rpc>
```

## Release Information

Command introduced in SRC Release 3.2.0

## Description

Display details about the specified name or IOR. If a name is specified, then the command looks up the name in the naming server and then displays the details. If a literal IOR is specified, then the command just displays the details for it.

## Contents

<name>— Name or object reference.

**Value**—Text

## Required Privilege Level

maintenance



# <show-naming-data>

## Usage

```
<rpc>  
  <show-naming-data>  
    <name> name </name>  
    <detailed/>  
  </show-naming-data>  
</rpc>
```

## Release Information

Command introduced in SRC Release 3.2.0

## Description

Display information for name bindings.

## Contents

<name>— (Optional) Object name.

**Value**—Text

<detailed>— (Optional) Add detailed information.

## Required Privilege Level

maintenance

## Output Tag

[naming-data](#)

# <show-naming-statistics>

## Usage

```
<rpc>  
  <show-naming-statistics>  
  </show-naming-statistics>  
</rpc>
```

## Release Information

Command introduced in SRC Release 3.2.0

## Description

Display statistics.

## Required Privilege Level

maintenance

## Output Tag

[naming-statistics](#)

# <name-binding>

## Usage

```
<name-binding xmlns="http://xml.juniper.net/sdx/name-binding">
  <create-timestamp> create-timestamp </create-timestamp>
  <ior> ior </ior>
  <name> name </name>
</name-binding>
```

## Contents

<create-timestamp> —CreationTime

**Value**—Text

<ior> —ObjectReference

**Value**—Text

<name> —Name

**Value**—Text

## Style

### detail

```
<create-timestamp>
<ior>
<name>
```

### normal

```
<ior>
<name>
```

# <naming-data>

## Usage

```
<naming-data xmlns="http://xml.juniper.net/sdx/naming-data">  
  <name-binding xmlns="http://xml.juniper.net/sdx/name-binding"> ... </name-binding>  
</naming-data>
```

## Contents

<name-binding>

Multiple tag: can occur zero or more times.

[name-binding](#)

## Style

### detail

<name-binding>

### normal

<name-binding>

# <naming-statistics>

## Usage

```
<naming-statistics xmlns="http://xml.juniper.net/sdx/naming-statistics">
  <bind> bind </bind>
  <bind-new-context> bind-new-context </bind-new-context>
  <list> list </list>
  <resolve> resolve </resolve>
  <size> size </size>
  <unbind> unbind </unbind>
  <uptime> uptime </uptime>
</naming-statistics>
```

## Contents

<bind> —Number of bind operations

Number of calls creating new bindings

**Value**—Integer in the range -2147483648–2147483647

<bind-new-context> —Number of bind-new-context operations

Number of calls creating new bindings

**Value**—Integer in the range -2147483648–2147483647

<list> —Number of list operations

Number of calls listing context bindings

**Value**—Integer in the range -2147483648–2147483647

<resolve> —Number of resolve operations

Number of calls resolving name to value binding

**Value**—Integer in the range -2147483648–2147483647

<size> —Number of Bindings

Number of name/value bindings managed in the naming server

**Value**—Integer in the range -2147483648–2147483647

<unbind> —Number of unbind operations

Number of calls removing bindings

**Value**—Integer in the range -2147483648–2147483647

<uptime> —Uptime

Time since process restart

**Value**—Integer in the range -2147483648–2147483647

# Application Server Operational Tag Elements

[Table 51](#) lists the SRC CLI operational mode commands that have corresponding SRC XML request tag elements in the current version of the SRC software, and maps each command to its request tag element. CLI configuration commands and statements are listed in alphabetical order.

For a list of mappings organized alphabetically by request tag element name, see [Table 52](#). For more information about CLI commands, see the *SRC PE CLI Command Reference*.

For a list of response tag elements, see [Table 53](#).

Table 51: Mapping of Application Server CLI Commands to Operational Tag Elements

| CLI Command                        | Request Tag Element               |
|------------------------------------|-----------------------------------|
| get-jboss-cluster-history          | get-jboss-cluster-history         |
| get-jboss-cluster-info             | get-jboss-cluster-info            |
| show application server statistics | get-application-server-statistics |

[Table 52](#) maps SRC XML operational request tag elements to SRC CLI commands. Tag elements are listed in alphabetical order.

Table 52: Mapping of Application Server Operational Tag Elements to CLI Commands

| Request Tag Element                               | CLI Command                        |
|---------------------------------------------------|------------------------------------|
| <a href="#">get-application-server-statistics</a> | show application server statistics |
| <a href="#">get-jboss-cluster-history</a>         | get-jboss-cluster-history          |
| <a href="#">get-jboss-cluster-info</a>            | get-jboss-cluster-info             |

[Table 53](#) lists the SRC XML operational response tag elements. Tag elements are listed in alphabetical order.

Table 53: Operational Response Tag Elements

| Response Tag Element                 |
|--------------------------------------|
| <a href="#">jboss-admin</a>          |
| <a href="#">jboss-cluster</a>        |
| <a href="#">jboss-cluster-info</a>   |
| <a href="#">jboss-server-process</a> |

# <get-application-server-statistics>

## Usage

```
<rpc>  
  <get-application-server-statistics>  
  </get-application-server-statistics>  
</rpc>
```

## Release Information

Command introduced in SRC Release 3.0.0

## Description

Display the current state of the application server.

## Required Privilege Level

view

## Output Tag

[jboss-admin](#)



# <get-jboss-cluster-history>

## Usage

```
<rpc>  
  <get-jboss-cluster-history>  
    <cluster-name> cluster-name </cluster-name>  
  </get-jboss-cluster-history>  
</rpc>
```

## Release Information

Command introduced in SRC Release 4.2.0

## Description

Display the history of the application-server cluster.

## Contents

<cluster-name>— Name of the local application-server cluster.

**Value**— Cluster name

## Required Privilege Level

view

## Output Tag

[jboss-cluster-history](#)

# <get-jboss-cluster-info>

## Usage

```
<rpc>  
  <get-jboss-cluster-info>  
    <cluster-name> cluster-name </cluster-name>  
  </get-jboss-cluster-info>  
</rpc>
```

## Release Information

Command introduced in SRC Release 4.2.0

## Description

Display the status of the application-server cluster.

## Contents

<cluster-name>— Name of the local application-server cluster.

**Value**— Cluster name

## Required Privilege Level

view

## Output Tag

[jboss-cluster](#)

# <jboss-admin>

## Usage

```
<jboss-admin xmlns="http://xml.juniper.net/sdx/jboss-admin">  
  <jboss-server-process xmlns="http://xml.juniper.net/sdx/jboss-server-process"> ... </jboss-server-process>  
</jboss-admin>
```

## Description

Appsvr Statistics

## Contents

<jboss-server-process>

[jboss-server-process](#)

## Style

### detail

<jboss-server-process>

# <jboss-cluster>

## Usage

```
<jboss-cluster xmlns="http://xml.juniper.net/sdx/jboss-cluster">  
  <jboss-cluster-info xmlns="http://xml.juniper.net/sdx/jboss-cluster-info"> ... </jboss-cluster-info>  
</jboss-cluster>
```

## Description

Appsvr Cluster Status

## Contents

<jboss-cluster-info>

[jboss-cluster-info](#)

## Style

### detail

<jboss-cluster-info>

# <jboss-cluster-info>

## Usage

```
<jboss-cluster-info xmlns="http://xml.juniper.net/sdx/jboss-cluster-info">
  <name> name </name>
  <stack> stack </stack>
  <state> state </state>
  <view> view </view>
</jboss-cluster-info>
```

## Description

JBoss Cluster Status

## Contents

<name> —Cluster name

**Value**—Text

<stack> —Channel stack

**Value**—Text

<state> —Cluster state

**Value**—Text

<view> —Cluster view

**Value**—Text

## Style

### detail

```
<name>
<stack>
<state>
<view>
```

# <jboss-server-process>

## Usage

```
<jboss-server-process xmlns="http://xml.juniper.net/sdx/jboss-server-process">
  <heap-limit> heap-limit </heap-limit>
  <heap-used> heap-used </heap-used>
  <perm-gen-limit> perm-gen-limit </perm-gen-limit>
  <perm-gen-used> perm-gen-used </perm-gen-used>
  <thread> thread </thread>
  <up-since> up-since </up-since>
  <up-time> up-time </up-time>
</jboss-server-process>
```

## Description

JBoss Server Process Statistics

## Contents

<heap-limit> —Heap limit(byte)

**Value**—Integer in the range -9223372036854775808–9223372036854775807

<heap-used> —Heap used(byte)

**Value**—Text

<perm-gen-limit> —Permanent Generation limit(byte)

**Value**—Integer in the range -9223372036854775808–9223372036854775807

<perm-gen-used> —Permanent Generation used(byte)

**Value**—Text

<thread> —JBoss server thread(s)

**Value**—Integer in the range -2147483648–2147483647

<up-since> —JBoss server up since

**Value**—Text

<up-time> —JBoss server up time

**Value**—Text

## Style

### detail

<heap-limit>

<heap-used>

<perm-gen-limit>

<perm-gen-used>

<thread>

<up-since>

<up-time>





# Volume Tracking Application Operational Tag Elements

[Table 54](#) lists the SRC CLI operational mode commands that have corresponding SRC XML request tag elements in the current version of the SRC software, and maps each command to its request tag element. CLI configuration commands and statements are listed in alphabetical order.

For a list of mappings organized alphabetically by request tag element name, see [Table 55](#). For more information about CLI commands, see the *SRC PE CLI Command Reference*.

For a list of response tag elements, see [Table 56](#).

Table 54: Mapping of Volume Tracking Application CLI Commands to Operational Tag Elements

| CLI Command                        | Request Tag Element                |
|------------------------------------|------------------------------------|
| request vta delete balance changes | request-vta-delete-balance-changes |
| request vta delete event queue     | request-vta-delete-event-queue     |
| request vta delete sessions        | request-vta-delete-sessions        |
| request vta delete subscriber      | request-vta-delete-subscriber      |
| request vta terminate sessions     | request-vta-terminate-sessions     |
| request vta update accounts        | request-vta-update-accounts        |
| show vta accounts                  | get-vta-accounts                   |
| show vta balance changes           | get-vta-balance-changes            |
| show vta sessions                  | get-vta-sessions                   |
| show vta statistics performance    | get-vta-statistics-performance     |
| show vta statistics soap api       | get-vta-statistics-soap-api        |
| test vta events                    | test-vta-events                    |

[Table 55](#) maps SRC XML operational request tag elements to SRC CLI commands. Tag elements are listed in alphabetical order.

Table 55: Mapping of Volume Tracking Application Operational Tag Elements to CLI Commands

| Request Tag Element                            | CLI Command                     |
|------------------------------------------------|---------------------------------|
| <a href="#">get-vta-accounts</a>               | show vta accounts               |
| <a href="#">get-vta-balance-changes</a>        | show vta balance changes        |
| <a href="#">get-vta-sessions</a>               | show vta sessions               |
| <a href="#">get-vta-statistics-performance</a> | show vta statistics performance |
| <a href="#">get-vta-statistics-soap-api</a>    | show vta statistics soap api    |

|                                                    |                                    |
|----------------------------------------------------|------------------------------------|
| <a href="#">request-vta-delete-balance-changes</a> | request vta delete balance changes |
| <a href="#">request-vta-delete-event-queue</a>     | request vta delete event queue     |
| <a href="#">request-vta-delete-sessions</a>        | request vta delete sessions        |
| <a href="#">request-vta-delete-subscriber</a>      | request vta delete subscriber      |
| <a href="#">request-vta-terminate-sessions</a>     | request vta terminate sessions     |
| <a href="#">request-vta-update-accounts</a>        | request vta update accounts        |
| <a href="#">test-vta-events</a>                    | test vta events                    |

[Table 56](#) lists the SRC XML operational response tag elements. Tag elements are listed in alphabetical order.

Table 56: Operational Response Tag Elements

| <b>Response Tag Element</b>         |
|-------------------------------------|
| <a href="#">account</a>             |
| <a href="#">accounts</a>            |
| <a href="#">action-stats</a>        |
| <a href="#">change</a>              |
| <a href="#">event-handler-stats</a> |
| <a href="#">performance-stats</a>   |
| <a href="#">queue-stats</a>         |
| <a href="#">session</a>             |
| <a href="#">sessions</a>            |
| <a href="#">soap-api-stats</a>      |
| <a href="#">up-time-stats</a>       |

# <get-vta-accounts>

## Usage

```
<rpc>
  <get-vta-accounts>
    <group> group </group>
    <subscriber-id> subscriber-id </subscriber-id>
    <account-name> account-name </account-name>
  </get-vta-accounts>
</rpc>
```

## Release Information

Command introduced in SRC Release 4.2.0

## Description

Display subscriber accounts.

## Contents

<group>— Name of VTA group.

**Value**—Text

<subscriber-id>— ID used by the VTA to identify the subscriber.

**Value**—Text

<account-name>— (Optional) Name of VTA account. Display only the VTA accounts with this name.

**Value**—Text

## Required Privilege Level

view

## Output Tag

[accounts](#)

# <get-vta-balance-changes>

## Usage

```
<rpc>
  <get-vta-balance-changes>
    <group> group </group>
    <subscriber-id> subscriber-id </subscriber-id>
    <account-name> account-name </account-name>
    <from> from </from>
    <to> to </to>
  </get-vta-balance-changes>
</rpc>
```

## Release Information

Command introduced in SRC Release 4.2.0

## Description

Display subscriber accounts including balance changes.

## Contents

<group>— Name of VTA group.

**Value**—Text

<subscriber-id>— ID used by the VTA to identify the subscriber.

**Value**—Text

<account-name>— (Optional) Name of the VTA account. Display only the VTA account with this name.

**Value**—Text

<from>— (Optional) From date. Display only changes on or after this date. Use format YYYY-MM-DD. Defaults to 6 days ago.

**Value**—Text

<to>— (Optional) To date. Display only changes on or before this date. Use format YYYY-MM-DD.

**Value**—Text

**Required Privilege Level**

view

**Output Tag**

[accounts](#)

# <get-vta-sessions>

## Usage

```
<rpc>
  <get-vta-sessions>
    <group> group </group>
    <subscriber-id> subscriber-id </subscriber-id>
    <from> from </from>
    <to> to </to>
    <style> style-choice </style>
  </get-vta-sessions>
</rpc>
```

## Release Information

Command introduced in SRC Release 4.2.0

## Description

Display information about subscriber sessions.

## Contents

<group>— Name of VTA group.

**Value**—Text

<subscriber-id>— ID used by the VTA to identify the subscriber.

**Value**—Text

<from>— (Optional) From date. Display only changes on or after this date. Use format YYYY-MM-DD. Defaults to 6 days ago.

**Value**—Text

<to>— (Optional) To date. Display only changes on or before this date. Use format YYYY-MM-DD.

**Value**—Text

<style>— (Optional) Output style

**Value**

- `terse`— Subscriber ID, Session ID, Status, Up and Down bytes.

**Default**— Brief

### **Required Privilege Level**

view

### **Output Tag**

[sessions](#)

# <get-vta-statistics-performance>

## Usage

```
<rpc>
  <get-vta-statistics-performance>
    <group> group </group>
    <event-queue/>
    <event-handlers> event-handlers </event-handlers>
    <actions> actions </actions>
  </get-vta-statistics-performance>
</rpc>
```

## Release Information

Command introduced in SRC Release 4.2.0

## Description

Display VTA performance statistics.

## Contents

**<group>**— Name of VTA group.

**Value**—Text

**<event-queue>**— (Optional) Displays the Event Queue Statistics

**Default**—false

**<event-handlers>**— (Optional) Displays the Event Handlers Statistics

**Value**—Text

**<actions>**— (Optional) Displays the Action Statistics

**Value**—Text

## Required Privilege Level

view

## Output Tag



[performance-stats](#)

# <get-vta-statistics-soap-api>

## Usage

```
<rpc>  
  <get-vta-statistics-soap-api>  
    <group> group </group>  
  </get-vta-statistics-soap-api>  
</rpc>
```

## Release Information

Command introduced in SRC Release 4.2.0

## Description

Display VTA SOAP API statistics.

## Contents

<group>— Name of VTA group.

**Value**—Text

## Required Privilege Level

view

## Output Tag

[soap-api-stats](#)

# <request-vta-delete-balance-changes>

## Usage

```
<rpc>
  <request-vta-delete-balance-changes>
    <group> group </group>
    <before> before </before>
  </request-vta-delete-balance-changes>
</rpc>
```

## Release Information

Command introduced in SRC Release 4.2.0

## Description

Delete balance change history.

## Contents

<group>— Name of VTA group.

**Value**—Text

<before>— Delete balance changes with a timestamp earlier than this date (YYYY-MM-DD).

**Value**—Text

## Required Privilege Level

maintenance

# <request-vta-delete-event-queue>

## Usage

```
<rpc>
  <request-vta-delete-event-queue>
    <group> group </group>
  </request-vta-delete-event-queue>
</rpc>
```

## Release Information

Command introduced in SRC Release 4.2.0

## Description

Delete the VTA's event queue from the local application server

## Contents

<group>— Name of VTA group

**Value**—Text

## Required Privilege Level

maintenance

# <request-vta-delete-sessions>

## Usage

```
<rpc>
  <request-vta-delete-sessions>
    <group> group </group>
    <before> before </before>
    <force-delete/>
  </request-vta-delete-sessions>
</rpc>
```

## Release Information

Command introduced in SRC Release 4.2.0

## Description

Delete session history.

## Contents

**<group>**— Name of VTA group.

**Value**—Text

**<before>**— Delete all stopped sessions, and all closed sessions that are subsequently stopped, if they have a last update time earlier than this date (YYYY-MM-DD).

**Value**—Text

**<force-delete>**— (Optional) Delete all the specified sessions, even if it makes the resulting data inconsistent.

**Default**—false

## Required Privilege Level

maintenance

# <request-vta-delete-subscriber>

## Usage

```
<rpc>
  <request-vta-delete-subscriber>
    <group> group </group>
    <subscriber-id> subscriber-id </subscriber-id>
    <force-delete/>
  </request-vta-delete-subscriber>
</rpc>
```

## Release Information

Command introduced in SRC Release 4.2.0

## Description

Delete subscriber accounts and history.

## Contents

<group>— Name of VTA group.

**Value**—Text

<subscriber-id>— ID used by the VTA to identify the subscriber.

**Value**—Text

<force-delete>— (Optional) Delete the specified subscriber's accounts and sessions, even if they are not marked as closed and stopped.

**Default**—false

## Required Privilege Level

maintenance

# <request-vta-terminate-sessions>

## Usage

```
<rpc>
  <request-vta-terminate-sessions>
    <group> group </group>
    <subscriber-id> subscriber-id </subscriber-id>
  </request-vta-terminate-sessions>
</rpc>
```

## Release Information

Command introduced in SRC Release 4.2.0

## Description

Generate a terminate sessions event.

## Contents

<group>— Name of VTA group.

**Value**—Text

<subscriber-id>— Terminate sessions of this subscriber.

**Value**—Text

## Required Privilege Level

maintenance

# <request-vta-update-accounts>

## Usage

```
<rpc>
  <request-vta-update-accounts>
    <group> group </group>
    <subscriber-id> subscriber-id </subscriber-id>
    <account-name> account-name </account-name>
    <account-status> account-status </account-status>
    <new-status> new-status </new-status>
    <new-balance> new-balance </new-balance>
    <balance-change> balance-change </balance-change>
    <balance-change-description> balance-change-description </balance-change-
description>
    <terminate-sessions/>
  </request-vta-update-accounts>
</rpc>
```

## Release Information

Command introduced in SRC Release 4.2.0

## Description

Update subscriber accounts.

## Contents

<group>— Name of VTA group.

**Value**—Text

<subscriber-id>— (Optional) Subscriber ID to modify. Update only VTA accounts with this subscriber ID.

**Value**—Text

<account-name>— VTA account name to modify. Update only VTA accounts with this name.

**Value**—Text

<account-status>— (Optional) Account status, update only VTA accounts with this status.

**Value**—Text



`<new-status>`— (Optional) Set account status to this new value.

**Value**—Text

`<new-balance>`— (Optional) Set account balance to this value.

**Value**—Text

`<balance-change>`— (Optional) Change account balance by this amount.

**Value**—Text

`<balance-change-description>`— (Optional) Description of the balance change.

**Value**—Text

`<terminate-sessions>`— (Optional) Generate a Callback:TERMINATESESSION event for each subscriber.

### **Required Privilege Level**

maintenance

# <test-vta-events>

## Usage

```
<rpc>
  <test-vta-events>
    <subscriber-id> subscriber-id </subscriber-id>
    <event-name> event-name </event-name>
  </test-vta-events>
</rpc>
```

## Release Information

Command introduced in SRC Release 4.2.0

## Description

Simulate VTA events for a subscriber.

## Contents

<subscriber-id>— ID used by the VTA to identify the subscriber.

**Value**—Text

<event-name>— Name of a test event object defined under shared vta test-events.

**Value**—Text

## Required Privilege Level

maintenance

# <account>

## Usage

```
<account xmlns="http://xml.juniper.net/sdx/account">
  <account-name> account-name </account-name>
  <balance> balance </balance>
  <change xmlns="http://xml.juniper.net/sdx/change"> ... </change>
  <last-update-time> last-update-time </last-update-time>
  <status> status </status>
  <subscriber-id> subscriber-id </subscriber-id>
</account>
```

## Contents

<account-name> —Account name

**Value**—Text

<balance> —Balance

**Value**—Integer in the range -9223372036854775808–9223372036854775807

<change> —Balance change

Multiple tag: can occur zero or more times.

[change](#)

<last-update-time> —Last update time

**Value**—Text

<status> —Status

**Value**—Text

<subscriber-id> —Subscriber ID

**Value**—Text

# <accounts>

## Usage

```
<accounts xmlns="http://xml.juniper.net/sdx/accounts">  
  <account xmlns="http://xml.juniper.net/sdx/account"> ... </account>  
</accounts>
```

## Contents

<account> —Account

Multiple tag: can occur zero or more times.

[account](#)

# <action-stats>

## Usage

```
<action-stats xmlns="http://xml.juniper.net/sdx/action-stats">
  <action-name> action-name </action-name>
  <event-processing-failures> event-processing-failures </event-processing-failures>
  <events-processed> events-processed </events-processed>
  <events-received> events-received </events-received>
  <rolling-avg-event-processing-time> rolling-avg-event-processing-time </rolling-avg-event-processing-time>
  <rolling-events-processed-per-second> rolling-events-processed-per-second </rolling-events-processed-per-second>
  <rolling-max-event-processing-time> rolling-max-event-processing-time </rolling-max-event-processing-time>
  <rolling-min-event-processing-time> rolling-min-event-processing-time </rolling-min-event-processing-time>
</action-stats>
```

## Contents

<action-name> —Action name

**Value**—Text

<event-processing-failures> —Event processing failures

**Value**—Integer in the range -9223372036854775808–9223372036854775807

<events-processed> —Events processed

**Value**—Integer in the range -9223372036854775808–9223372036854775807

<events-received> —Events received

**Value**—Integer in the range -9223372036854775808–9223372036854775807

<rolling-avg-event-processing-time> —Successful processing in last 60s: Avg time

**Value**—Integer in the range -9223372036854775808–9223372036854775807

<rolling-events-processed-per-second> —Successfully processed events/second in last 60s

**Value**—Text

<rolling-max-event-processing-time> —Successful processing in last 60s: Max time

**Value**—Integer in the range -9223372036854775808–9223372036854775807

<rolling-min-event-processing-time> —Successful processing in last 60s: Min time

**Value**—Integer in the range -9223372036854775808–9223372036854775807

# <change>

## Usage

```
<change xmlns="http://xml.juniper.net/sdx/change">
  <amount> amount </amount>
  <balance> balance </balance>
  <descrip> descrip </descrip>
  <reason> reason </reason>
  <timestamp> timestamp </timestamp>
</change>
```

## Contents

<amount> —Amount

**Value**—Integer in the range -9223372036854775808–9223372036854775807

<balance> —Balance

**Value**—Integer in the range -9223372036854775808–9223372036854775807

<descrip> —Description

**Value**—Text

<reason> —Reason

**Value**—Text

<timestamp> —Timestamp

**Value**—Text

# <event-handler-stats>

## Usage

```
<event-handler-stats xmlns="http://xml.juniper.net/sdx/event-handler-stats">
  <event-handler-name> event-handler-name </event-handler-name>
  <event-processing-failures> event-processing-failures </event-processing-failures>
  <events-ignored> events-ignored </events-ignored>
  <events-processed> events-processed </events-processed>
  <events-received> events-received </events-received>
  <rolling-avg-event-processing-time> rolling-avg-event-processing-time </rolling-avg-event-processing-time>
  <rolling-events-processed-per-second> rolling-events-processed-per-second </rolling-events-processed-per-second>
  <rolling-max-event-processing-time> rolling-max-event-processing-time </rolling-max-event-processing-time>
  <rolling-min-event-processing-time> rolling-min-event-processing-time </rolling-min-event-processing-time>
</event-handler-stats>
```

## Contents

<event-handler-name> —Event handler name

**Value**—Text

<event-processing-failures> —Event processing failures

**Value**—Integer in the range -9223372036854775808–9223372036854775807

<events-ignored> —Events ignored

**Value**—Integer in the range -9223372036854775808–9223372036854775807

<events-processed> —Events processed

**Value**—Integer in the range -9223372036854775808–9223372036854775807

<events-received> —Events received

**Value**—Integer in the range -9223372036854775808–9223372036854775807

<rolling-avg-event-processing-time> —Successful processing in last 60s: Avg time

**Value**—Integer in the range -9223372036854775808–9223372036854775807

<rolling-events-processed-per-second> —Successfully processed events/second in last 60s



**Value**—Text

<rolling-max-event-processing-time> —Successful processing in last 60s: Max time

**Value**—Integer in the range -9223372036854775808–9223372036854775807

<rolling-min-event-processing-time> —Successful processing in last 60s: Min time

**Value**—Integer in the range -9223372036854775808–9223372036854775807

# <performance-stats>

## Usage

```
<performance-stats xmlns="http://xml.juniper.net/sdx/performance-stats">  
  <action-stats xmlns="http://xml.juniper.net/sdx/action-stats"> ... </action-stats>  
  <event-handler-stats xmlns="http://xml.juniper.net/sdx/event-handler-stats"> ... </event-handler-stats>  
  <queue-stats xmlns="http://xml.juniper.net/sdx/queue-stats"> ... </queue-stats>  
  <up-time-stats xmlns="http://xml.juniper.net/sdx/up-time-stats"> ... </up-time-stats>  
</performance-stats>
```

## Contents

### <action-stats> —Actions

Multiple tag: can occur zero or more times.

[action-stats](#)

### <event-handler-stats> —Event Handlers

Multiple tag: can occur zero or more times.

[event-handler-stats](#)

### <queue-stats> —Event Queue

[queue-stats](#)

### <up-time-stats> —Uptime

[up-time-stats](#)

# <queue-stats>

## Usage

```
<queue-stats xmlns="http://xml.juniper.net/sdx/queue-stats">
  <configured-max-queue-size> configured-max-queue-size </configured-max-queue-size>
  <current-queue-size> current-queue-size </current-queue-size>
  <events-dispatched> events-dispatched </events-dispatched>
  <events-received> events-received </events-received>
  <events-rejected-due-to-full-queue> events-rejected-due-to-full-queue </events-rejected-due-to-full-queue>
  <rolling-avg-time-in-queue> rolling-avg-time-in-queue </rolling-avg-time-in-queue>
  <rolling-avg-time-in-sae> rolling-avg-time-in-sae </rolling-avg-time-in-sae>
  <rolling-events-dispatched-per-second> rolling-events-dispatched-per-second </rolling-events-dispatched-per-second>
  <rolling-events-received-per-second> rolling-events-received-per-second </rolling-events-received-per-second>
  <rolling-max-time-in-queue> rolling-max-time-in-queue </rolling-max-time-in-queue>
  <rolling-max-time-in-sae> rolling-max-time-in-sae </rolling-max-time-in-sae>
  <rolling-min-time-in-queue> rolling-min-time-in-queue </rolling-min-time-in-queue>
  <rolling-min-time-in-sae> rolling-min-time-in-sae </rolling-min-time-in-sae>
  <service-interim-events-received> service-interim-events-received </service-interim-events-received>
  <service-start-events-received> service-start-events-received </service-start-events-received>
  <service-stop-events-received> service-stop-events-received </service-stop-events-received>
  <user-interim-events-received> user-interim-events-received </user-interim-events-received>
  <user-start-events-received> user-start-events-received </user-start-events-received>
  <user-stop-events-received> user-stop-events-received </user-stop-events-received>
</queue-stats>
```

## Contents

<configured-max-queue-size> —Configured max queue size

**Value**—Integer in the range -2147483648–2147483647

<current-queue-size> —Current queue size

**Value**—Integer in the range -2147483648–2147483647

<events-dispatched> —Events dispatched

**Value**—Integer in the range -9223372036854775808–9223372036854775807

<events-received> —Events received

**Value**—Integer in the range -9223372036854775808–9223372036854775807

<events-rejected-due-to-full-queue> —Events rejected due to full queue

**Value**—Integer in the range -9223372036854775808–9223372036854775807

<rolling-avg-time-in-queue> —Events dispatched in last 60s: Avg time in queue

**Value**—Integer in the range -9223372036854775808–9223372036854775807

<rolling-avg-time-in-sae> —Events received in last 60s: Avg time in SAE

**Value**—Integer in the range -9223372036854775808–9223372036854775807

<rolling-events-dispatched-per-second> —Events dispatched/second in last 60s

**Value**—Text

<rolling-events-received-per-second> —Events received/second in last 60s

**Value**—Text

<rolling-max-time-in-queue> —Events dispatched in last 60s: Max time in queue

**Value**—Integer in the range -9223372036854775808–9223372036854775807

<rolling-max-time-in-sae> —Events received in last 60s: Max time in SAE

**Value**—Integer in the range -9223372036854775808–9223372036854775807

<rolling-min-time-in-queue> —Events dispatched in last 60s: Min time in queue

**Value**—Integer in the range -9223372036854775808–9223372036854775807

<rolling-min-time-in-sae> —Events received in last 60s: Min time in SAE

**Value**—Integer in the range -9223372036854775808–9223372036854775807

<service-interim-events-received> —Service interim events received

**Value**—Integer in the range -9223372036854775808–9223372036854775807

<service-start-events-received> —Service start events received

**Value**—Integer in the range -9223372036854775808–9223372036854775807

<service-stop-events-received> —Service stop events received

**Value**—Integer in the range -9223372036854775808–9223372036854775807

<user-interim-events-received> —User interim events received

**Value**—Integer in the range -9223372036854775808–9223372036854775807

<user-start-events-received> —User start events received

**Value**—Integer in the range -9223372036854775808–9223372036854775807

<user-stop-events-received> —User stop events received

**Value**—Integer in the range -9223372036854775808–9223372036854775807

# <session>

## Usage

```
<session xmlns="http://xml.juniper.net/sdx/session">
  <down-bytes> down-bytes </down-bytes>
  <down-packets> down-packets </down-packets>
  <last-update-time> last-update-time </last-update-time>
  <service-name> service-name </service-name>
  <session-id-qualified> session-id-qualified </session-id-qualified>
  <start-time> start-time </start-time>
  <status> status </status>
  <subscriber-id> subscriber-id </subscriber-id>
  <up-bytes> up-bytes </up-bytes>
  <up-packets> up-packets </up-packets>
</session>
```

## Contents

<down-bytes> —Down bytes

**Value**—Integer in the range -9223372036854775808–9223372036854775807

<down-packets> —Down packets

**Value**—Integer in the range -9223372036854775808–9223372036854775807

<last-update-time> —Last update time

**Value**—Text

<service-name> —Service name

**Value**—Text

<session-id-qualified> —Session ID

**Value**—Text

<start-time> —Start time

**Value**—Text

<status> —Status

**Value**—Text

<subscriber-id> —Subscriber ID

**Value**—Text

<up-bytes> —Up bytes

**Value**—Integer in the range -9223372036854775808–9223372036854775807

<up-packets> —Up packets

**Value**—Integer in the range -9223372036854775808–9223372036854775807

## Style

### brief

<down-bytes>  
 <down-packets>  
 <last-update-time>  
 <service-name>  
 <session-id-qualified>  
 <start-time>  
 <status>  
 <subscriber-id>  
 <up-bytes>  
 <up-packets>

### terse

<down-bytes>  
 <session-id-qualified>  
 <status>  
 <subscriber-id>  
 <up-bytes>

# <sessions>

## Usage

```
<sessions xmlns="http://xml.juniper.net/sdx/sessions">  
  <session xmlns="http://xml.juniper.net/sdx/session"> ... </session>  
</sessions>
```

## Contents

<session> —Session

Multiple tag: can occur zero or more times.  
[session](#)



# <soap-api-stats>

## Usage

```
<soap-api-stats xmlns="http://xml.juniper.net/sdx/soap-api-stats">
  <error-count> error-count </error-count>
  <request-count> request-count </request-count>
  <start-time> start-time </start-time>
  <state> state </state>
</soap-api-stats>
```

## Description

SOAP API Statistics

## Contents

<error-count> —Number of errors

**Value**—Integer in the range -2147483648–2147483647

<request-count> —Number of soap requests

**Value**—Integer in the range -2147483648–2147483647

<start-time> —Start time

**Value**—Text

<state> —State

**Value**—Text

## Style

### detail

```
<error-count>
<request-count>
<start-time>
<state>
```

# <up-time-stats>

## Usage

```
<up-time-stats xmlns="http://xml.juniper.net/sdx/up-time-stats">  
  <up-since> up-since </up-since>  
  <up-time-seconds> up-time-seconds </up-time-seconds>  
</up-time-stats>
```

## Contents

<up-since> —Up Since

**Value**—Text

<up-time-seconds> —Uptime (seconds)

**Value**—Integer in the range -9223372036854775808–9223372036854775807