



JUNOS® Software

System Log Messages Reference

Release 9.3

Juniper Networks, Inc.

1194 North Mathilda Avenue
Sunnyvale, California 94089
USA

408-745-2000

www.juniper.net

Part Number: 530-027216-01, Revision 1

This product includes the Envoy SNMP Engine, developed by Epilogue Technology, an Integrated Systems Company. Copyright © 1986-1997, Epilogue Technology Corporation. All rights reserved. This program and its documentation were developed at private expense, and no part of them is in the public domain.

This product includes memory allocation software developed by Mark Moraes, copyright © 1988, 1989, 1993, University of Toronto.

This product includes FreeBSD software developed by the University of California, Berkeley, and its contributors. All of the documentation and software included in the 4.4BSD and 4.4BSD-Lite Releases is copyrighted by the Regents of the University of California. Copyright © 1979, 1980, 1983, 1986, 1988, 1989, 1991, 1992, 1993, 1994. The Regents of the University of California. All rights reserved.

GateD software copyright © 1995, the Regents of the University. All rights reserved. Gate Daemon was originated and developed through release 3.0 by Cornell University and its collaborators. Gated is based on Kirton's EGP, UC Berkeley's routing daemon (routed), and DCN's HELLO routing protocol. Development of Gated has been supported in part by the National Science Foundation. Portions of the GateD software copyright © 1988, Regents of the University of California. All rights reserved. Portions of the GateD software copyright © 1991, D. L. S. Associates.

This product includes software developed by Maker Communications, Inc., copyright © 1996, 1997, Maker Communications, Inc.

Juniper Networks, the Juniper Networks logo, JUNOS, NetScreen, ScreenOS, and Steel-Belted Radius are registered trademarks of Juniper Networks, Inc. in the United States and other countries. JUNOSe is a trademark of Juniper Networks, Inc. All other trademarks, service marks, registered trademarks, or registered service marks are the property of their respective owners.

Juniper Networks assumes no responsibility for any inaccuracies in this document. Juniper Networks reserves the right to change, modify, transfer, or otherwise revise this publication without notice.

Products made or sold by Juniper Networks or components thereof might be covered by one or more of the following patents that are owned by or licensed to Juniper Networks: U.S. Patent Nos. 5,473,599, 5,905,725, 5,909,440, 6,192,051, 6,333,650, 6,359,479, 6,406,312, 6,429,706, 6,459,579, 6,493,347, 6,538,518, 6,538,899, 6,552,918, 6,567,902, 6,578,186, and 6,590,785.

JUNOS® Software System Log Messages Reference

Release 9.3

Copyright © 2008, Juniper Networks, Inc.

All rights reserved. Printed in USA.

Writing: Philomena Dolla, Paka Sheryll Marion Sampson

Editing: Sonia Saruba

Cover Design: Edmonds Design

Revision History

10 October 2008—Revision 1

The information in this document is current as of the date listed in the revision history.

YEAR 2000 NOTICE

Juniper Networks hardware and software products are Year 2000 compliant. The JUNOS software has no known time-related limitations through the year 2038. However, the NTP application is known to have some difficulty in the year 2036.

END USER LICENSE AGREEMENT

READ THIS END USER LICENSE AGREEMENT ("AGREEMENT") BEFORE DOWNLOADING, INSTALLING, OR USING THE SOFTWARE. BY DOWNLOADING, INSTALLING, OR USING THE SOFTWARE OR OTHERWISE EXPRESSING YOUR AGREEMENT TO THE TERMS CONTAINED HEREIN, YOU (AS CUSTOMER OR IF YOU ARE NOT THE CUSTOMER, AS A REPRESENTATIVE/AGENT AUTHORIZED TO BIND THE CUSTOMER) CONSENT TO BE BOUND BY THIS AGREEMENT. IF YOU DO NOT OR CANNOT AGREE TO THE TERMS CONTAINED HEREIN, THEN (A) DO NOT DOWNLOAD, INSTALL, OR USE THE SOFTWARE, AND (B) YOU MAY CONTACT JUNIPER NETWORKS REGARDING LICENSE TERMS.

1. **The Parties.** The parties to this Agreement are (i) Juniper Networks, Inc. (if the Customer's principal office is located in the Americas) or Juniper Networks (Cayman) Limited (if the Customer's principal office is located outside the Americas) (such applicable entity being referred to herein as "Juniper"), and (ii) the person or organization that originally purchased from Juniper or an authorized Juniper reseller the applicable license(s) for use of the Software ("Customer") (collectively, the "Parties").

2. **The Software.** In this Agreement, "Software" means the program modules and features of the Juniper or Juniper-supplied software, for which Customer has paid the applicable license or support fees to Juniper or an authorized Juniper reseller, or which was embedded by Juniper in equipment which Customer purchased from Juniper or an authorized Juniper reseller. "Software" also includes updates, upgrades and new releases of such software. "Embedded Software" means Software which Juniper has embedded in or loaded onto the Juniper equipment and any updates, upgrades, additions or replacements which are subsequently embedded in or loaded onto the equipment.

3. **License Grant.** Subject to payment of the applicable fees and the limitations and restrictions set forth herein, Juniper grants to Customer a non-exclusive and non-transferable license, without right to sublicense, to use the Software, in executable form only, subject to the following use restrictions:

a. Customer shall use Embedded Software solely as embedded in, and for execution on, Juniper equipment originally purchased by Customer from Juniper or an authorized Juniper reseller.

b. Customer shall use the Software on a single hardware chassis having a single processing unit, or as many chassis or processing units for which Customer has paid the applicable license fees; provided, however, with respect to the Steel-Belted Radius or Odyssey Access Client software only, Customer shall use such Software on a single computer containing a single physical random access memory space and containing any number of processors. Use of the Steel-Belted Radius or IMS AAA software on multiple computers or virtual machines (e.g., Solaris zones) requires multiple licenses, regardless of whether such computers or virtualizations are physically contained on a single chassis.

c. Product purchase documents, paper or electronic user documentation, and/or the particular licenses purchased by Customer may specify limits to Customer's use of the Software. Such limits may restrict use to a maximum number of seats, registered endpoints, concurrent users, sessions, calls, connections, subscribers, clusters, nodes, realms, devices, links, ports or transactions, or require the purchase of separate licenses to use particular features, functionalities, services, applications, operations, or capabilities, or provide throughput, performance, configuration, bandwidth, interface, processing, temporal, or geographical limits. In addition, such limits may restrict the use of the Software to managing certain kinds of networks or require the Software to be used only in conjunction with other specific Software. Customer's use of the Software shall be subject to all such limitations and purchase of all applicable licenses.

d. For any trial copy of the Software, Customer's right to use the Software expires 30 days after download, installation or use of the Software. Customer may operate the Software after the 30-day trial period only if Customer pays for a license to do so. Customer may not extend or create an additional trial period by re-installing the Software after the 30-day trial period.

e. The Global Enterprise Edition of the Steel-Belted Radius software may be used by Customer only to manage access to Customer's enterprise network. Specifically, service provider customers are expressly prohibited from using the Global Enterprise Edition of the Steel-Belted Radius software to support any commercial network access services.

The foregoing license is not transferable or assignable by Customer. No license is granted herein to any user who did not originally purchase the applicable license(s) for the Software from Juniper or an authorized Juniper reseller.

4. **Use Prohibitions.** Notwithstanding the foregoing, the license provided herein does not permit the Customer to, and Customer agrees not to and shall not: (a) modify, unbundle, reverse engineer, or create derivative works based on the Software; (b) make unauthorized copies of the Software (except as necessary for backup purposes); (c) rent, sell, transfer, or grant any rights in and to any copy of the Software, in any form, to any third party; (d) remove any proprietary notices, labels, or marks on or in any copy of the Software or any product in which the Software is embedded; (e) distribute any copy of the Software to any third party, including as may be embedded in Juniper equipment sold in the secondhand market; (f) use any 'locked' or key-restricted feature, function, service, application, operation, or capability without first purchasing the applicable license(s) and obtaining a valid key from Juniper, even if such feature, function, service, application, operation, or capability is enabled without a key; (g) distribute any key for the Software provided by Juniper to any third party; (h) use the Software in any manner that extends or is broader than the uses purchased by Customer from Juniper or an authorized Juniper reseller; (i) use Embedded Software on non-Juniper equipment; (j) use Embedded Software (or make it available for use) on Juniper equipment that the Customer did not originally purchase from Juniper or an authorized Juniper reseller; (k) disclose the results of testing or benchmarking of the Software to any third party without the prior written consent of Juniper; or (l) use the Software in any manner other than as expressly provided herein.

5. **Audit.** Customer shall maintain accurate records as necessary to verify compliance with this Agreement. Upon request by Juniper, Customer shall furnish such records to Juniper and certify its compliance with this Agreement.

6. **Confidentiality.** The Parties agree that aspects of the Software and associated documentation are the confidential property of Juniper. As such, Customer shall exercise all reasonable commercial efforts to maintain the Software and associated documentation in confidence, which at a minimum includes restricting access to the Software to Customer employees and contractors having a need to use the Software for Customer's internal business purposes.

7. **Ownership.** Juniper and Juniper's licensors, respectively, retain ownership of all right, title, and interest (including copyright) in and to the Software, associated documentation, and all copies of the Software. Nothing in this Agreement constitutes a transfer or conveyance of any right, title, or interest in the Software or associated documentation, or a sale of the Software, associated documentation, or copies of the Software.

8. **Warranty, Limitation of Liability, Disclaimer of Warranty.** The warranty applicable to the Software shall be as set forth in the warranty statement that accompanies the Software (the "Warranty Statement"). Nothing in this Agreement shall give rise to any obligation to support the Software. Support services may be purchased separately. Any such support shall be governed by a separate, written support services agreement. TO THE MAXIMUM EXTENT PERMITTED BY LAW, JUNIPER SHALL NOT BE LIABLE FOR ANY LOST PROFITS, LOSS OF DATA, OR COSTS OR PROCUREMENT OF SUBSTITUTE GOODS OR SERVICES, OR FOR ANY SPECIAL, INDIRECT, OR CONSEQUENTIAL DAMAGES ARISING OUT OF THIS AGREEMENT, THE SOFTWARE, OR ANY JUNIPER OR JUNIPER-SUPPLIED SOFTWARE. IN NO EVENT SHALL JUNIPER BE LIABLE FOR DAMAGES ARISING FROM UNAUTHORIZED OR IMPROPER USE OF ANY JUNIPER OR JUNIPER-SUPPLIED SOFTWARE, EXCEPT AS EXPRESSLY PROVIDED IN THE WARRANTY STATEMENT TO THE EXTENT PERMITTED BY LAW, JUNIPER DISCLAIMS ANY AND ALL WARRANTIES IN AND TO THE SOFTWARE (WHETHER EXPRESS, IMPLIED, STATUTORY, OR OTHERWISE), INCLUDING ANY IMPLIED WARRANTY OF MERCHANTABILITY, FITNESS FOR A PARTICULAR PURPOSE, OR NONINFRINGEMENT. IN NO EVENT DOES JUNIPER WARRANT THAT THE SOFTWARE, OR ANY EQUIPMENT OR NETWORK RUNNING THE SOFTWARE, WILL OPERATE WITHOUT ERROR OR INTERRUPTION, OR WILL BE FREE OF VULNERABILITY TO INTRUSION OR ATTACK. In no event shall Juniper's or its suppliers' or licensors' liability to Customer, whether in contract, tort (including negligence), breach of warranty, or otherwise, exceed the price paid by Customer for the Software that gave rise to the claim, or if the Software is embedded in another Juniper product, the price paid by Customer for such other product. Customer acknowledges and agrees that Juniper has set its prices and entered into this Agreement in reliance upon the disclaimers of warranty and the limitations of liability set forth herein, that the same reflect an allocation of risk between the Parties (including the risk that a contract remedy may fail of its essential purpose and cause consequential loss), and that the same form an essential basis of the bargain between the Parties.

9. **Termination.** Any breach of this Agreement or failure by Customer to pay any applicable fees due shall result in automatic termination of the license granted herein. Upon such termination, Customer shall destroy or return to Juniper all copies of the Software and related documentation in Customer's possession or control.

10. **Taxes.** All license fees payable under this agreement are exclusive of tax. Customer shall be responsible for paying Taxes arising from the purchase of the license, or importation or use of the Software. If applicable, valid exemption documentation for each taxing jurisdiction shall be provided to Juniper prior to invoicing, and Customer shall promptly notify Juniper if their exemption is revoked or modified. All payments made by Customer shall be net of any applicable withholding tax. Customer will provide reasonable assistance to Juniper in connection with such withholding taxes by promptly: providing Juniper with valid tax receipts and other required documentation showing Customer's payment of any withholding taxes; completing appropriate applications that would reduce the amount of withholding tax to be paid; and notifying and assisting Juniper in any audit or tax proceeding related to transactions hereunder. Customer shall comply with all applicable tax laws and regulations, and Customer will promptly pay or reimburse Juniper for all costs and damages related to any liability incurred by Juniper as a result of Customer's non-compliance or delay with its responsibilities herein. Customer's obligations under this Section shall survive termination or expiration of this Agreement.

11. **Export.** Customer agrees to comply with all applicable export laws and restrictions and regulations of any United States and any applicable foreign agency or authority, and not to export or re-export the Software or any direct product thereof in violation of any such restrictions, laws or regulations, or without all necessary approvals. Customer shall be liable for any such violations. The version of the Software supplied to Customer may contain encryption or other capabilities restricting Customer's ability to export the Software without an export license.

12. **Commercial Computer Software.** The Software is "commercial computer software" and is provided with restricted rights. Use, duplication, or disclosure by the United States government is subject to restrictions set forth in this Agreement and as provided in DFARS 227.7201 through 227.7202-4, FAR 12.212, FAR 27.405(b)(2), FAR 52.227-19, or FAR 52.227-14(ALT III) as applicable.

13. **Interface Information.** To the extent required by applicable law, and at Customer's written request, Juniper shall provide Customer with the interface information needed to achieve interoperability between the Software and another independently created program, on payment of applicable fee, if any. Customer shall observe strict obligations of confidentiality with respect to such information and shall use such information in compliance with any applicable terms and conditions upon which Juniper makes such information available.

14. **Third Party Software.** Any licensor of Juniper whose software is embedded in the Software and any supplier of Juniper whose products or technology are embedded in (or services are accessed by) the Software shall be a third party beneficiary with respect to this Agreement, and such licensor or vendor shall have the right to enforce this Agreement in its own name as if it were Juniper. In addition, certain third party software may be provided with the Software and is subject to the accompanying license(s), if any, of its respective owner(s). To the extent portions of the Software are distributed under and subject to open source licenses obligating Juniper to make the source code for such portions publicly available (such as the GNU General Public License ("GPL") or the GNU Library General Public License ("LGPL")), Juniper will make such source code portions (including Juniper modifications, as appropriate) available upon request for a period of up to three years from the date of distribution. Such request can be made in writing to Juniper Networks, Inc., 1194 N. Mathilda Ave., Sunnyvale, CA 94089, ATTN: General Counsel. You may obtain a copy of the GPL at <http://www.gnu.org/licenses/gpl.html>, and a copy of the LGPL at <http://www.gnu.org/licenses/lgpl.html>.

15. **Miscellaneous.** This Agreement shall be governed by the laws of the State of California without reference to its conflicts of laws principles. The provisions of the U.N. Convention for the International Sale of Goods shall not apply to this Agreement. For any disputes arising under this Agreement, the Parties hereby consent to the personal and exclusive jurisdiction of, and venue in, the state and federal courts within Santa Clara County, California. This Agreement constitutes the entire and sole agreement between Juniper and the Customer with respect to the Software, and supersedes all prior and contemporaneous

agreements relating to the Software, whether oral or written (including any inconsistent terms contained in a purchase order), except that the terms of a separate written agreement executed by an authorized Juniper representative and Customer shall govern to the extent such terms are inconsistent or conflict with terms contained herein. No modification to this Agreement nor any waiver of any rights hereunder shall be effective unless expressly assented to in writing by the party to be charged. If any portion of this Agreement is held invalid, the Parties agree that such invalidity shall not affect the validity of the remainder of this Agreement. This Agreement and associated documentation has been written in the English language, and the Parties agree that the English version will govern. (For Canada: Les parties aux présentes confirment leur volonté que cette convention de même que tous les documents y compris tout avis qui s'y rattache, soient rédigés en langue anglaise. (Translation: The parties confirm that this Agreement and all related documentation is and will be in the English language)).

Abbreviated Table of Contents

About This Guide

xlvii

Part 1

Overview

| | | |
|-----------|---------------------------------|---|
| Chapter 1 | Configuring System Log Messages | 3 |
|-----------|---------------------------------|---|

Part 2

System Log Messages

| | | |
|------------|------------------------------|-----|
| Chapter 2 | ACCT System Log Messages | 55 |
| Chapter 3 | ASP System Log Messages | 59 |
| Chapter 4 | AUDITD System Log Messages | 85 |
| Chapter 5 | AUTHD System Log Messages | 89 |
| Chapter 6 | AUTOD System Log Messages | 91 |
| Chapter 7 | BFDD System Log Messages | 93 |
| Chapter 8 | BOOTPD System Log Messages | 95 |
| Chapter 9 | CFMD System Log Messages | 101 |
| Chapter 10 | CHASSISD System Log Messages | 103 |
| Chapter 11 | COSD System Log Messages | 165 |
| Chapter 12 | DCD System Log Messages | 175 |
| Chapter 13 | DFCD System Log Messages | 179 |
| Chapter 14 | DFWD System Log Messages | 181 |
| Chapter 15 | DHCPD System Log Messages | 183 |
| Chapter 16 | EVENTD System Log Messages | 187 |
| Chapter 17 | FLOW System Log Messages | 193 |
| Chapter 18 | FPCLOGIN System Log Messages | 195 |
| Chapter 19 | FSAD System Log Messages | 197 |
| Chapter 20 | FUD System Log Messages | 207 |
| Chapter 21 | FWAUTH System Log Messages | 211 |
| Chapter 22 | JCS System Log Messages | 215 |
| Chapter 23 | JADE System Log Messages | 221 |
| Chapter 24 | JSRPD System Log Messages | 223 |
| Chapter 25 | KMD System Log Messages | 225 |
| Chapter 26 | L2ALD System Log Messages | 247 |
| Chapter 27 | L2CPD System Log Messages | 253 |
| Chapter 28 | L2TPD System Log Messages | 261 |
| Chapter 29 | LACPD System Log Messages | 287 |
| Chapter 30 | LFMD System Log Messages | 289 |

| | | |
|------------|--------------------------------|-----|
| Chapter 31 | LIBESPTASK System Log Messages | 291 |
| Chapter 32 | LIBJNX System Log Messages | 293 |
| Chapter 33 | LIBMSRPC System Log Messages | 299 |
| Chapter 34 | LICENSE System Log Messages | 301 |
| Chapter 35 | LLDPD System Log Messages | 305 |
| Chapter 36 | LOGIN System Log Messages | 307 |
| Chapter 37 | LRMUX System Log Messages | 311 |
| Chapter 38 | MCSNOOPD System Log Messages | 313 |
| Chapter 39 | MIB2D System Log Messages | 315 |
| Chapter 40 | MPLS_OAM System Log Messages | 321 |
| Chapter 41 | NSD System Log Messages | 325 |
| Chapter 42 | PFE System Log Messages | 327 |
| Chapter 43 | PFED System Log Messages | 335 |
| Chapter 44 | PING System Log Messages | 337 |
| Chapter 45 | PPMD System Log Messages | 341 |
| Chapter 46 | PPPD System Log Messages | 343 |
| Chapter 47 | RDD System Log Messages | 349 |
| Chapter 48 | RMOPD System Log Messages | 353 |
| Chapter 49 | RPD System Log Messages | 357 |
| Chapter 50 | RT System Log Messages | 403 |
| Chapter 51 | RTLOG System Log Messages | 419 |
| Chapter 52 | RTLOGD System Log Messages | 421 |
| Chapter 53 | RTPERF System Log Messages | 423 |
| Chapter 54 | SAVAL System Log Messages | 425 |
| Chapter 55 | SDXD System Log Messages | 427 |
| Chapter 56 | SNMP System Log Messages | 431 |
| Chapter 57 | SNMPD System Log Messages | 435 |
| Chapter 58 | SPD System Log Messages | 445 |
| Chapter 59 | TASK System Log Messages | 451 |
| Chapter 60 | TFTPD System Log Messages | 459 |
| Chapter 61 | UI System Log Messages | 463 |
| Chapter 62 | VCCPD System Log Messages | 485 |
| Chapter 63 | VRRPD System Log Messages | 489 |
| Chapter 64 | WEB System Log Messages | 493 |

Part 3

Index

| | |
|-------|-----|
| Index | 501 |
|-------|-----|

Table of Contents

| | |
|---|--------------|
| About This Guide | xlvii |
| Objectives | xlvii |
| Audience | xlvii |
| Supported Routing Platforms | xlviii |
| Using the Examples in This Manual | xlviii |
| Merging a Full Example | xlviii |
| Merging a Snippet | xlxi |
| Documentation Conventions | l |
| List of Technical Publications | li |
| Documentation Feedback | lix |
| Requesting Technical Support | lix |

Part 1

Overview

Chapter 1

| | |
|---|----------|
| Configuring System Log Messages | 3 |
| System Logging Configuration Statements | 4 |
| Minimum and default System Logging Configuration | 4 |
| Minimum System Logging Configuration | 5 |
| Default System Log Settings | 5 |
| Configuring System Logging for a Single-Chassis System | 7 |
| Specifying the Facility and Severity of Messages to Include in the Log | 9 |
| Directing Messages to a Log File | 11 |
| Logging Messages in Structured-Data Format | 12 |
| Directing Messages to a User Terminal | 12 |
| Directing Messages to the Console | 13 |
| Directing Messages to a Remote Machine or the Other Routing Engine | 13 |
| Specifying an Alternative Source Address for System Log Messages | 14 |
| Changing the Alternative Facility Name for Remote Messages | 14 |
| Examples: Assigning an Alternative Facility | 16 |
| Adding a Text String to System Log Messages | 17 |
| Adding a String | 17 |
| Configuring the Size and Number of Log Files | 18 |
| Including Priority Information in System Log Messages | 19 |

| | |
|--|----|
| Including the Year or Millisecond in Timestamps | 22 |
| Using Regular Expressions to Refine the Set of Logged Messages | 23 |
| Disabling Logging of a Facility | 25 |
| Examples: Configuring System Logging | 25 |
| Configuring System Logging for a Routing Matrix | 28 |
| Configuring Message Forwarding in the Routing Matrix | 29 |
| Messages Logged When Local and Forwarded Severity Level Are the Same | 30 |
| Messages Logged When Local Severity Level Is Lower | 31 |
| Messages Logged When Local Severity Level Is Higher | 32 |
| Configuring Optional Features for Forwarded Messages | 33 |
| Including Priority Information in Forwarded Messages | 33 |
| Adding a Text String to Forwarded Messages | 34 |
| Using Regular Expressions to Refine the Set of Forwarded Messages | 34 |
| Directing Messages to a Remote Destination from the Routing Matrix | 34 |
| Configuring System Logging Differently on Each Platform | 35 |
| Displaying and Interpreting System Log Messages | 37 |
| Displaying a Log File from a Single-Chassis System | 37 |
| Displaying a Log File from a Routing Matrix | 37 |
| Interpreting System Log Messages | 38 |
| Interpreting Messages Generated in Structured-Data Format | 38 |
| Interpreting Messages Generated in Standard Format by a JUNOS Process or Library | 43 |
| Interpreting Messages Generated in Standard Format by Services on a PIC | 44 |
| Format of the message-source Field | 45 |
| The message-source Field on a Single-Chassis System | 45 |
| The message-source Field on a TX Matrix Platform | 45 |
| The message-source Field on a T640 Routing Node in a Routing Matrix | 47 |
| Examples: Displaying a Log File | 48 |
| Getting Help About System Log Messages | 49 |
| Displaying and Interpreting System Log Message Descriptions | 49 |
| Examples: Displaying System Log Message Descriptions | 51 |

Part 2

System Log Messages

Chapter 2

ACCT System Log Messages

55

| | |
|---------------------------------------|----|
| ACCT_ACCOUNTING_ERROR | 55 |
| ACCT_ACCOUNTING_FOPEN_ERROR | 55 |
| ACCT_ACCOUNTING_SMALL_FILE_SIZE | 55 |
| ACCT_BAD_RECORD_FORMAT | 55 |
| ACCT_CU_RTSLIB_ERROR | 56 |
| ACCT_FORK_ERR | 56 |
| ACCT_FORK_LIMIT_EXCEEDED | 56 |

| | |
|-----------------------------------|----|
| ACCT_GETHOSTNAME_ERROR | 56 |
| ACCT_MALLOC_FAILURE | 56 |
| ACCT_UNDEFINED_COUNTER_NAME | 57 |
| ACCT_XFER_FAILED | 57 |
| ACCT_XFER_POPEN_FAIL | 57 |

Chapter 3

ASP System Log Messages

59

| | |
|--|----|
| ASP_COS_RULE_MATCH | 59 |
| ASP_IDS_HOST_RATE | 59 |
| ASP_IDS_HOST_RATE_APP | 59 |
| ASP_IDS_INV_CLEAR_QUERY | 60 |
| ASP_IDS_INV_CLEAR_QUERY_VER | 60 |
| ASP_IDS_INV_SHOW_QUERY | 60 |
| ASP_IDS_INV_SHOW_QUERY_VER | 60 |
| ASP_IDS_LIMIT_FLOW_RATE_BY_DEST | 61 |
| ASP_IDS_LIMIT_FLOW_RATE_BY_PAIR | 61 |
| ASP_IDS_LIMIT_FLOW_RATE_BY_SRC | 61 |
| ASP_IDS_LIMIT_OPEN_FLOWS_BY_DEST | 62 |
| ASP_IDS_LIMIT_OPEN_FLOWS_BY_PAIR | 62 |
| ASP_IDS_LIMIT_OPEN_FLOWS_BY_SRC | 62 |
| ASP_IDS_LIMIT_PKT_RATE_BY_DEST | 63 |
| ASP_IDS_LIMIT_PKT_RATE_BY_PAIR | 63 |
| ASP_IDS_LIMIT_PKT_RATE_BY_SRC | 63 |
| ASP_IDS_NO_MEM_SHOW_CMD | 64 |
| ASP_IDS_NULL_CLEAR_QUERY | 64 |
| ASP_IDS_NULL_SHOW_QUERY | 64 |
| ASP_IDS_RULE_MATCH | 64 |
| ASP_IDS_SYN_COOKIE_OFF | 65 |
| ASP_IDS_SYN_COOKIE_ON | 65 |
| ASP_IDS_TCP_SYN_ATTACK | 65 |
| ASP_L2TP_MESSAGE_INCOMPLETE | 65 |
| ASP_L2TP_NO_MEM | 66 |
| ASP_L2TP_OBJ_CAC_FAIL | 66 |
| ASP_L2TP_STATS_BULK_QUERY_FAILED | 66 |
| ASP_L2TP_STATS_VERSION_INVALID | 66 |
| ASP_L2TP_TUN_GRP_ADD_FAIL_ALLOC | 66 |
| ASP_L2TP_TUN_GRP_ADD_FAIL_EXISTS | 67 |
| ASP_L2TP_TUN_GRP_CHG_FAIL_ALLOC | 67 |
| ASP_L2TP_TUN_GRP_CHG_FAIL_INVLD | 67 |
| ASP_L2TP_TUN_GRP_DEL_FAIL_INVLD | 67 |
| ASP_NAT_OUTOF_ADDRESSES | 67 |
| ASP_NAT_OUTOF_PORTS | 68 |
| ASP_NAT_POOL_RELEASE | 68 |
| ASP_NAT_RULE_MATCH | 68 |
| ASP_PGCP_IPC_MSG_WRITE_FAILED | 68 |
| ASP_PGCP_IPC_PIPE_WRITE_FAILED | 69 |
| ASP_SFW_ALG_LEVEL_ADJUSTED | 69 |
| ASP_SFW_ALG_PROMOTION_FAILED | 69 |
| ASP_SFW_APP_MSG_TOO_LONG | 70 |

| | |
|--|----|
| ASP_SFW_CHANGE_INACTIVITY_TIMER | 70 |
| ASP_SFW_CREATE_ACCEPT_FLOW | 70 |
| ASP_SFW_CREATE_DISCARD_FLOW | 70 |
| ASP_SFW_CREATE_REJECT_FLOW | 71 |
| ASP_SFW_FTP_ACTIVE_ACCEPT | 71 |
| ASP_SFW_FTP_PASSIVE_ACCEPT | 71 |
| ASP_SFW_ICMP_ERROR_DROP | 72 |
| ASP_SFW_ICMP_HEADER_LEN_ERROR | 72 |
| ASP_SFW_ICMP_PACKET_ERROR_LENGTH | 72 |
| ASP_SFW_IP_FRAG_ASSEMBLY_TIMEOUT | 73 |
| ASP_SFW_IP_FRAG_OVERLAP | 73 |
| ASP_SFW_IP_OPTION_DROP_PACKET | 73 |
| ASP_SFW_IP_PACKET_CHECKSUM_ERROR | 73 |
| ASP_SFW_IP_PACKET_DST_BAD | 74 |
| ASP_SFW_IP_PACKET_FRAG_LEN_INV | 74 |
| ASP_SFW_IP_PACKET_INCORRECT_LEN | 74 |
| ASP_SFW_IP_PACKET_LAND_ATTACK | 75 |
| ASP_SFW_IP_PACKET_NOT_VERSION_4 | 75 |
| ASP_SFW_IP_PACKET_PROTOCOL_ERROR | 75 |
| ASP_SFW_IP_PACKET_SRC_BAD | 75 |
| ASP_SFW_IP_PACKET_TOO_LONG | 76 |
| ASP_SFW_IP_PACKET_TOO_SHORT | 76 |
| ASP_SFW_IP_PACKET_TTL_ERROR | 76 |
| ASP_SFW_NEW_POLICY | 77 |
| ASP_SFW_NO_IP_PACKET | 77 |
| ASP_SFW_NO_POLICY | 77 |
| ASP_SFW_NO_RULE_DROP | 77 |
| ASP_SFW_PING_DUPLICATED_SEQNO | 77 |
| ASP_SFW_PING_MISMATCHED_SEQNO | 78 |
| ASP_SFW_PING_OUTOF_SEQNO_CACHE | 78 |
| ASP_SFW_POLICY_REJECT | 78 |
| ASP_SFW_RULE_ACCEPT | 79 |
| ASP_SFW_RULE_DISCARD | 79 |
| ASP_SFW_RULE_REJECT | 79 |
| ASP_SFW_SYN_DEFENSE | 80 |
| ASP_SFW_TCP_BAD_SYN_COOKIE_RESP | 80 |
| ASP_SFW_TCP_FLAGS_ERROR | 80 |
| ASP_SFW_TCP_HEADER_LEN_ERROR | 81 |
| ASP_SFW_TCP_NON_SYN_FIRST_PACKET | 81 |
| ASP_SFW_TCP_PORT_ZERO | 81 |
| ASP_SFW_TCP_RECONSTRUCT_DROP | 82 |
| ASP_SFW_TCP_SCAN | 82 |
| ASP_SFW_TCP_SEQNO_AND_FLAGS_ZERO | 82 |
| ASP_SFW_TCP_SEQNO_ZERO_FLAGS_SET | 83 |
| ASP_SFW_UDP_HEADER_LEN_ERROR | 83 |
| ASP_SFW_UDP_PORT_ZERO | 83 |
| ASP_SFW_UDP_SCAN | 83 |
| ASP_SFW_VERY_BAD_PACKET | 84 |
| ASP_SVC_SET_MAX_FLOWS_EXCEEDED | 84 |

| | | |
|------------------|--|-----------|
| Chapter 4 | AUDITD System Log Messages | 85 |
| | AUDITD_RADIUS_AV_ERROR | 85 |
| | AUDITD_RADIUS_OPEN_FAILED | 85 |
| | AUDITD_RADIUS_REQ_CREATE_FAILED | 85 |
| | AUDITD_RADIUS_REQ_DROPPED | 85 |
| | AUDITD_RADIUS_REQ_SEND_ERROR | 86 |
| | AUDITD_RADIUS_REQ_TIMED_OUT | 86 |
| | AUDITD_RADIUS_SERVER_ADD_ERROR | 86 |
| | AUDITD_SOCKET_FAILURE | 87 |
| Chapter 5 | AUTHD System Log Messages | 89 |
| | AUTHD_AUTH_CREATE_FAILED | 89 |
| | AUTHD_RADIUS_GETHOSTNAME_FAILED | 89 |
| | AUTHD_SERVER_INIT_BIND_FAIL | 89 |
| | AUTHD_SERVER_INIT_LISTEN_FAIL | 89 |
| Chapter 6 | AUTOD System Log Messages | 91 |
| | AUTOD_BIND_FAILURE | 91 |
| | AUTOD_HOSTNAME_EXPANSION_FAILURE | 91 |
| | AUTOD_RECV_FAILURE | 91 |
| | AUTOD_RES_MKQUERY_FAILURE | 92 |
| | AUTOD_SEND_FAILURE | 92 |
| | AUTOD_SOCKET_CREATE_FAILURE | 92 |
| Chapter 7 | BFDD System Log Messages | 93 |
| | BFDD_MIRROR_ERROR | 93 |
| | BFDD_MIRROR_VERSION_MISMATCH | 93 |
| | BFDD_READ_ERROR | 93 |
| | BFDD_TRAP_STATE_DOWN | 94 |
| | BFDD_TRAP_STATE_UP | 94 |
| | BFDD_WRITE_ERROR | 94 |
| Chapter 8 | BOOTPD System Log Messages | 95 |
| | BOOTPD_ARG_ERR | 95 |
| | BOOTPD_BAD_ID | 95 |
| | BOOTPD_BOOTSTRING | 95 |
| | BOOTPD_CONFIG_ERR | 96 |
| | BOOTPD_CONF_OPEN | 96 |
| | BOOTPD_DUP_PIC_SLOT | 96 |
| | BOOTPD_DUP_REV | 96 |
| | BOOTPD_DUP_SLOT | 97 |
| | BOOTPD_HWDB_ERROR | 97 |
| | BOOTPD_MODEL_CHK | 97 |

| | |
|----------------------------|----|
| BOOTPD_MODEL_ERR | 97 |
| BOOTPD_NEW_CONF | 98 |
| BOOTPD_NO_BOOTSTRING | 98 |
| BOOTPD_NO_CONFIG | 98 |
| BOOTPD_PARSE_ERR | 98 |
| BOOTPD_REPARSE | 98 |
| BOOTPD_SELECT_ERR | 99 |
| BOOTPD_TIMEOUT | 99 |

Chapter 9 **CFMD System Log Messages** **101**

| | |
|-------------------------------------|-----|
| CFMD_CCM_DEFECT_CROSS_CONNECT | 101 |
| CFMD_CCM_DEFECT_ERROR | 101 |
| CFMD_CCM_DEFECT_MAC_STATUS | 101 |
| CFMD_CCM_DEFECT_NONE | 102 |
| CFMD_CCM_DEFECT_RDI | 102 |
| CFMD_CCM_DEFECT_RMEP | 102 |
| CFMD_CCM_DEFECT_UNKNOWN | 102 |

Chapter 10 **CHASSISD System Log Messages** **103**

| | |
|--|-----|
| CHASSISD_ANTICF_PIM_CHECK_FAILED | 103 |
| CHASSISD_ANTICF_RE_CHECK_FAILED | 103 |
| CHASSISD_ANTICF_RE_ROM_READ_FAIL | 103 |
| CHASSISD_ANTICF_RE_SHA_READ_FAIL | 103 |
| CHASSISD_ANTICF_ROM_READ_FAILED | 104 |
| CHASSISD_ANTICF_SHA_READ_FAILED | 104 |
| CHASSISD_ARGUMENT_ERROR | 104 |
| CHASSISD_BLOWERS_SPEED | 104 |
| CHASSISD_BLOWERS_SPEED_FULL | 105 |
| CHASSISD_BLOWERS_SPEED_MEDIUM | 105 |
| CHASSISD_BUS_DEVICE_OPEN_FAILURE | 105 |
| CHASSISD_CB_CLOCK_CHECKSUM | 105 |
| CHASSISD_CB_MASTER_BP_IGNORED | 105 |
| CHASSISD_CB_READ | 106 |
| CHASSISD_CB_RE_ONLINE_BP_IGNORED | 106 |
| CHASSISD_CFEB_POWER_FAILURE | 106 |
| CHASSISD_CLEAR_CONFIG_ERROR | 106 |
| CHASSISD_CLOCK_FAILURE | 107 |
| CHASSISD_CLOCK_NOTICE | 107 |
| CHASSISD_CMB_READBACK_ERROR | 107 |
| CHASSISD_COMMAND_ACK_ERROR | 107 |
| CHASSISD_COMMAND_ACK_SFM_ERROR | 108 |
| CHASSISD_CONCAT_MODE_ERROR | 108 |
| CHASSISD_CONFIG_ACCESS_ERROR | 108 |
| CHASSISD_CONFIG_INIT_ERROR | 109 |
| CHASSISD_CONFIG_WARNING | 109 |
| CHASSISD_DEVICE_OPEN_ERROR | 109 |
| CHASSISD_EXEC_ERROR | 109 |
| CHASSISD_EXISTS | 109 |

| | |
|--|-----|
| CHASSISD_EXISTS_TERM_OTHER | 110 |
| CHASSISD_FAN_FAILURE | 110 |
| CHASSISD_FASIC_CONFIG_COMPLETE | 110 |
| CHASSISD_FASIC_FTOKEN_ERROR | 110 |
| CHASSISD_FASIC_FTOKEN_INIT_ERROR | 111 |
| CHASSISD_FASIC_HSL_CONFIG_ERROR | 111 |
| CHASSISD_FASIC_HSL_LINK_ERROR | 111 |
| CHASSISD_FASIC_INIT_ERROR | 111 |
| CHASSISD_FASIC_INPUT_DROP | 111 |
| CHASSISD_FASIC_OUTPUT_DROP | 112 |
| CHASSISD_FASIC_PIO_READ_ERROR | 112 |
| CHASSISD_FASIC_PIO_WRITE_ERROR | 112 |
| CHASSISD_FASIC_PLL_ERROR | 112 |
| CHASSISD_FASIC_RESET_ERROR | 113 |
| CHASSISD_FASIC_SRAM_ERROR | 113 |
| CHASSISD_FASIC_VERSION_ERROR | 113 |
| CHASSISD_FCHIP_CONFIG_COMPLETE | 113 |
| CHASSISD_FCHIP_CONFIG_MD_ERROR | 113 |
| CHASSISD_FCHIP_CONFIG_RATE_ERROR | 114 |
| CHASSISD_FCHIP_CONFIG_READ_ERROR | 114 |
| CHASSISD_FCHIP_FTOKEN_ERROR | 114 |
| CHASSISD_FCHIP_FTOKEN_INIT_ERROR | 114 |
| CHASSISD_FCHIP_HSR_ERROR | 115 |
| CHASSISD_FCHIP_HSR_INIT_ERROR | 115 |
| CHASSISD_FCHIP_HSR_INIT_LINK_ERR | 115 |
| CHASSISD_FCHIP_HSR_RESET_ERROR | 115 |
| CHASSISD_FCHIP_HST_ERROR | 115 |
| CHASSISD_FCHIP_HST_INIT_ERROR | 115 |
| CHASSISD_FCHIP_HST_INIT_LINK_ERR | 116 |
| CHASSISD_FCHIP_HST_RESET_ERROR | 116 |
| CHASSISD_FCHIP_INIT_ERROR | 116 |
| CHASSISD_FCHIP_LINK_ERROR | 116 |
| CHASSISD_FCHIP_MONITOR_ERROR | 116 |
| CHASSISD_FCHIP_PIO_READ_ERROR | 117 |
| CHASSISD_FCHIP_PIO_WRITE_ERROR | 117 |
| CHASSISD_FCHIP_POLL_ERROR | 117 |
| CHASSISD_FCHIP_RATE_ERROR | 117 |
| CHASSISD_FCHIP_SIB_NOT_STARTED | 118 |
| CHASSISD_FCHIP_VERSION_ERROR | 118 |
| CHASSISD_FHSR_READ_REG_ERROR | 118 |
| CHASSISD_FHSR_WRITE_REG_ERROR | 118 |
| CHASSISD_FHST_READ_REG_ERROR | 118 |
| CHASSISD_FHST_WRITE_REG_ERROR | 119 |
| CHASSISD_FILE_OPEN | 119 |
| CHASSISD_FILE_STAT | 119 |
| CHASSISD_FM_BAD_STATE | 119 |
| CHASSISD_FM_ERROR | 119 |
| CHASSISD_FM_ERROR_SIB_L_FB_HSR | 120 |
| CHASSISD_FM_ERROR_SIB_L_FB_SMF | 120 |
| CHASSISD_FM_ERROR_SIB_L_MISMATCH | 120 |
| CHASSISD_FM_ERROR_SIB_S_FB_HSR | 121 |

| | |
|--|-----|
| CHASSISD_FM_ERROR_SIB_S_FB_SMF | 121 |
| CHASSISD_FM_MEMORY_ERROR | 121 |
| CHASSISD_FM_SIB_ERROR | 121 |
| CHASSISD_FM_SIB_FPC_TYPE_ERROR | 122 |
| CHASSISD_FM_SIB_TYPE_ERROR | 122 |
| CHASSISD_FPC_NOT_FOUND | 122 |
| CHASSISD_FPC_PIC_DETECT_TIMEOUT | 122 |
| CHASSISD_FPC_TYPE_SIB_TYPE_ERROR | 123 |
| CHASSISD_FRU_ALREADY_OFFLINE | 123 |
| CHASSISD_FRU_ALREADY_ONLINE | 123 |
| CHASSISD_FRU_EVENT | 123 |
| CHASSISD_FRU_INVALID_SLOT | 123 |
| CHASSISD_FRU_IO_ERROR | 124 |
| CHASSISD_FRU_IO_OFFSET_ERROR | 124 |
| CHASSISD_FRU_IPC_WRITE_ERROR | 124 |
| CHASSISD_FRU_OFFLINE_FAILED | 124 |
| CHASSISD_FRU_OFFLINE_NOTICE | 125 |
| CHASSISD_FRU_OFFLINE_TIMEOUT | 125 |
| CHASSISD_FRU_ONLINE_TIMEOUT | 125 |
| CHASSISD_FRU_STEP_ERROR | 125 |
| CHASSISD_FRU_UNRESPONSIVE | 125 |
| CHASSISD_FRU_UNRESPONSIVE_RETRY | 126 |
| CHASSISD_FRU_UNSUPPORTED | 126 |
| CHASSISD_FRU_VERSION_MISMATCH | 126 |
| CHASSISD_GASIC_ID_ERROR | 126 |
| CHASSISD_GBUS_NOT_READY | 127 |
| CHASSISD_GBUS_READBACK_ERROR | 127 |
| CHASSISD_GBUS_RESET_EVENT | 127 |
| CHASSISD_GBUS_SANITY_ERROR | 127 |
| CHASSISD_GENERIC_ERROR | 128 |
| CHASSISD_GENERIC_WARNING | 128 |
| CHASSISD_GETTIMEOFDAY | 128 |
| CHASSISD_GRES_UNSUPP_INTERFACE | 128 |
| CHASSISD_GRES_UNSUPP_PIC | 128 |
| CHASSISD_HIGH_TEMP_CONDITION | 129 |
| CHASSISD_HOST_TEMP_READ | 129 |
| CHASSISD_HSR_CONFIG_READ_ERROR | 129 |
| CHASSISD_HSR_CONFIG_WRITE_ERROR | 129 |
| CHASSISD_HSR_ELEMENTS_ERROR | 129 |
| CHASSISD_HSR_FIFO_ERROR | 130 |
| CHASSISD_I2CS_READBACK_ERROR | 130 |
| CHASSISD_I2C_BAD_IDEEPROM_FORMAT | 130 |
| CHASSISD_I2C_FIC_PRESENCE_READ | 130 |
| CHASSISD_I2C_GENERIC_ERROR | 130 |
| CHASSISD_I2C_INVALID_ASSEMBLY_ID | 131 |
| CHASSISD_I2C_IOCTL_FAILURE | 131 |
| CHASSISD_I2C_IO_FAILURE | 131 |
| CHASSISD_I2C_MIDPLANE_CORRUPT | 131 |
| CHASSISD_I2C_RANGE_ERROR | 132 |
| CHASSISD_I2C_READ_ERROR | 132 |
| CHASSISD_I2C_WRITE_ERROR | 132 |

| | |
|--|-----|
| CHASSISD_IDEEPROM_READ_ERROR | 132 |
| CHASSISD_IFDEV_CREATE_FAILURE | 133 |
| CHASSISD_IFDEV_CREATE_NOTICE | 133 |
| CHASSISD_IFDEV_DETACH_ALL_PSEUDO | 133 |
| CHASSISD_IFDEV_DETACH_FPC | 133 |
| CHASSISD_IFDEV_DETACH_PIC | 133 |
| CHASSISD_IFDEV_DETACH_PSEUDO | 134 |
| CHASSISD_IFDEV_DETACH_TLV_ERROR | 134 |
| CHASSISD_IFDEV_GETBYNAME_NOTICE | 134 |
| CHASSISD_IFDEV_GET_BY_INDEX_FAIL | 134 |
| CHASSISD_IFDEV_GET_BY_NAME_FAIL | 134 |
| CHASSISD_IFDEV_NO_MEMORY | 135 |
| CHASSISD_IFDEV_RETRY_NOTICE | 135 |
| CHASSISD_IFDEV_RTSLIB_FAILURE | 135 |
| CHASSISD_IOCTL_FAILURE | 135 |
| CHASSISD_IPC_ANNOUNCE_TIMEOUT | 136 |
| CHASSISD_IPC_CONNECTION_DROPPED | 136 |
| CHASSISD_IPC_DAEMON_WRITE_ERROR | 136 |
| CHASSISD_IPC_ERROR | 136 |
| CHASSISD_IPC_FLUSH_ERROR | 137 |
| CHASSISD_IPC_MSG_DROPPED | 137 |
| CHASSISD_IPC_MSG_ERROR | 137 |
| CHASSISD_IPC_MSG_FRU_NOT_FOUND | 137 |
| CHASSISD_IPC_MSG_QFULL_ERROR | 138 |
| CHASSISD_IPC_MSG_UNHANDLED | 138 |
| CHASSISD_IPC_UNEXPECTED_MSG | 138 |
| CHASSISD_IPC_UNEXPECTED_RECV | 138 |
| CHASSISD_IPC_WRITE_ERROR | 138 |
| CHASSISD_IPC_WRITE_ERR_NO_PIPE | 139 |
| CHASSISD_IPC_WRITE_ERR_NULL_ARGS | 139 |
| CHASSISD_ISSU_BLOB_ERROR | 139 |
| CHASSISD_ISSU_DAEMON_ERROR | 139 |
| CHASSISD_ISSU_ERROR | 140 |
| CHASSISD_ISSU_FRU_ERROR | 140 |
| CHASSISD_ISSU_FRU_IPC_ERROR | 140 |
| CHASSISD_JTREE_ERROR | 140 |
| CHASSISD_LCC_RELEASE_MASTERSHIP | 140 |
| CHASSISD_LOST_MASTERSHIP | 141 |
| CHASSISD_MAC_ADDRESS_AE_ERROR | 141 |
| CHASSISD_MAC_ADDRESS_ERROR | 141 |
| CHASSISD_MAC_ADDRESS_FABRIC_ERR | 141 |
| CHASSISD_MAC_ADDRESS_IRB_ERROR | 141 |
| CHASSISD_MAC_ADDRESS_VLAN_ERROR | 142 |
| CHASSISD_MAC_DEFAULT | 142 |
| CHASSISD_MALLOC_FAILURE | 142 |
| CHASSISD_MASTER_PCG_REMOVED | 142 |
| CHASSISD_MASTER_SCG_REMOVED | 142 |
| CHASSISD_MBUS_ERROR | 143 |
| CHASSISD_MCHASSIS_SWITCH_WARNING | 143 |
| CHASSISD_MCS_INTR_ERROR | 143 |
| CHASSISD_MGR_CONNECT | 144 |

| | |
|--|-----|
| CHASSISD_MULTILINK_BUNDLES_ERROR | 144 |
| CHASSISD_NO_PCGS | 144 |
| CHASSISD_NO_SCGS | 144 |
| CHASSISD_OFFLINE_NOTICE | 144 |
| CHASSISD_OID_GEN_FAILED | 145 |
| CHASSISD_OVER_TEMP_CONDITION | 145 |
| CHASSISD_OVER_TEMP_SHUTDOWN_TIME | 145 |
| CHASSISD_PARSE_COMPLETE | 145 |
| CHASSISD_PCI_ERROR | 146 |
| CHASSISD_PEER_UNCONNECTED | 146 |
| CHASSISD_PEM_BREAKER_TRIP | 146 |
| CHASSISD_PEM_INPUT_BAD | 146 |
| CHASSISD_PEM_NOT_SUFFICIENT | 147 |
| CHASSISD_PEM_OVERLOAD | 147 |
| CHASSISD_PEM_TEMPERATURE | 147 |
| CHASSISD_PEM_VOLTAGE | 147 |
| CHASSISD_PFE_SUPPORT_ERROR | 148 |
| CHASSISD_PIC_CMD_GIVEUP | 148 |
| CHASSISD_PIC_CMD_TIMEOUT | 148 |
| CHASSISD_PIC_CONFIG_ERROR | 148 |
| CHASSISD_PIC_HWERROR | 149 |
| CHASSISD_PIC_OFFLINE_NOTICE | 149 |
| CHASSISD_PIC_OID_GEN_FAILED | 149 |
| CHASSISD_PIC_OID_UNKNOWN | 149 |
| CHASSISD_PIC_RESET_ON_SWITCHOVER | 149 |
| CHASSISD_PIC_SPEED_INVALID | 150 |
| CHASSISD_PIC_VERSION_ERROR | 150 |
| CHASSISD_PIDFILE_OPEN | 150 |
| CHASSISD_PIPE_WRITE_ERROR | 150 |
| CHASSISD_POWER_CHECK | 151 |
| CHASSISD_POWER_EVENT | 151 |
| CHASSISD_POWER_RATINGS_EXCEEDED | 151 |
| CHASSISD_PSD_RELEASE_MASTERSHIP | 151 |
| CHASSISD_PSU_ERROR | 152 |
| CHASSISD_PSU_FAN_FAIL | 152 |
| CHASSISD_PSU_INPUT_BAD | 152 |
| CHASSISD_PSU_OVERLOAD | 152 |
| CHASSISD_PSU_TEMPERATURE | 152 |
| CHASSISD_PSU_VOLTAGE | 153 |
| CHASSISD_RANGE_CHECK | 153 |
| CHASSISD_RECONNECT_SUCCESSFUL | 153 |
| CHASSISD_RELEASE_MASTERSHIP | 153 |
| CHASSISD_RE_INIT_INVALID_RE_SLOT | 153 |
| CHASSISD_RE_OVER_TEMP_CONDITION | 154 |
| CHASSISD_RE_OVER_TEMP_SHUTDOWN | 154 |
| CHASSISD_RE_OVER_TEMP_WARNING | 154 |
| CHASSISD_RE_WARM_TEMP_CONDITION | 154 |
| CHASSISD_ROOT_MOUNT_ERROR | 155 |
| CHASSISD_RTS_SEQ_ERROR | 155 |
| CHASSISD_SBOARD_VERSION_MISMATCH | 155 |
| CHASSISD_SENSOR_RANGE_NOTICE | 155 |

| | |
|--------------------------------------|-----|
| CHASSISD_SERIAL_ID | 156 |
| CHASSISD_SFM_MODE_ERROR | 156 |
| CHASSISD_SFM_NOT_ONLINE | 156 |
| CHASSISD_SHUTDOWN_NOTICE | 156 |
| CHASSISD_SIGPIPE | 157 |
| CHASSISD_SMB_ERROR | 157 |
| CHASSISD_SMB_INVALID_PS | 157 |
| CHASSISD_SMB_IOCTL_FAILURE | 157 |
| CHASSISD_SMB_READ_FAILURE | 157 |
| CHASSISD_SNMP_TRAP1 | 158 |
| CHASSISD_SNMP_TRAP10 | 158 |
| CHASSISD_SNMP_TRAP6 | 158 |
| CHASSISD_SNMP_TRAP7 | 158 |
| CHASSISD_SPMB_RESTART | 159 |
| CHASSISD_SPMB_RESTART_TIMEOUT | 159 |
| CHASSISD_SSB_FAILOVERS | 159 |
| CHASSISD_STANDALONE_FPC_NOTICE | 159 |
| CHASSISD_SYSCTL_ERROR | 159 |
| CHASSISD_TEMP_HOT_NOTICE | 160 |
| CHASSISD_TEMP_SENSOR_FAILURE | 160 |
| CHASSISD_TERM_SIGNAL | 160 |
| CHASSISD_TIMER_CLR_ERR | 160 |
| CHASSISD_TIMER_ERR | 161 |
| CHASSISD_TIMER_VAL_ERR | 161 |
| CHASSISD_UNEXPECTED_EXIT | 161 |
| CHASSISD_UNEXPECTED_VALUE | 161 |
| CHASSISD_UNSUPPORTED_FPC | 161 |
| CHASSISD_UNSUPPORTED_MODEL | 162 |
| CHASSISD_UNSUPPORTED_PIC | 162 |
| CHASSISD_UNSUPPORTED_PIC_MODE | 162 |
| CHASSISD_UNSUPPORTED_SIB | 162 |
| CHASSISD_VERSION_MISMATCH | 163 |
| CHASSISD_VOLTAGE_READ_FAILED | 163 |
| CHASSISD_VOLTAGE_SENSOR_INIT | 163 |

Chapter 11**COSD System Log Messages****165**

| | |
|--|-----|
| COSD_CHASSIS_SCHED_MAP_INVALID | 165 |
| COSD_CONF_OPEN_FAILURE | 165 |
| COSD_DB_OPEN_FAILED | 166 |
| COSD_EXACT_RATE_UNSUPP_INTERFACE | 166 |
| COSD_EXACT_RATE_UNSUPP_SESSION | 166 |
| COSD_FRAGMENTATION_MAP_CONFLICT | 167 |
| COSD_HIGH_PRIO_QUEUES_INTERFACE | 167 |
| COSD_HIGH_PRIO_QUEUES_SESSION | 167 |
| COSD_HWDB_OPEN_FAILED | 168 |
| COSD_IFD_OUTPUT_SHAPING_RATE_ERR | 168 |
| COSD_INTERFACE_NO_MEDIA | 168 |
| COSD_L2TP_COS_NOT_CONFIGURED | 169 |
| COSD_L2TP_COS_NOT_SUPPORTED | 169 |

| | |
|--|-----|
| COSD_L2TP_SHAPING_NOT_CONFIGURED | 169 |
| COSD_LARGE_DELAY_BUFFER_INVALID | 170 |
| COSD_MALLOC_FAILED | 170 |
| COSD_MULTILINK_CLASS_CONFLICT | 170 |
| COSD_RATE_LIMIT_NOT_SUPPORTED | 170 |
| COSD_REWRITE_RULE_LIMIT_EXCEEDED | 171 |
| COSD_SCHEDULER_MAP_CONFLICT | 171 |
| COSD_STREAM_IFD_CREATE_FAILURE | 171 |
| COSD_TIMER_ERROR | 172 |
| COSD_TRICOLOR_NOT_SUPPORTED | 172 |
| COSD_TX_QUEUE_RATES_TOO_HIGH | 172 |
| COSD_UNKNOWN_CLASSIFIER | 173 |
| COSD_UNKNOWN_REWRITE | 173 |

Chapter 12 DCD System Log Messages 175

| | |
|---------------------------------------|-----|
| DCD_MALLOC_FAILED_INIT | 175 |
| DCD_PARSE_EMERGENCY | 175 |
| DCD_PARSE_ERROR_CLOCK | 175 |
| DCD_PARSE_ERROR_HIER_SCHEDULER | 176 |
| DCD_PARSE_ERROR_IFLSET | 176 |
| DCD_PARSE_ERROR_SCHEDULER | 176 |
| DCD_PARSE_ERROR_SCHEDULER_LIMIT | 176 |
| DCD_PARSE_ERROR_VLAN_TAGGING | 177 |
| DCD_PARSE_MINI_EMERGENCY | 177 |
| DCD_PARSE_STATE_EMERGENCY | 177 |

Chapter 13 DFCD System Log Messages 179

| | |
|---------------------------------------|-----|
| DFCD_FTAP_PIC_UNSUPPORTED | 179 |
| DFCD_NEXT_HOP_ADD_FAILED | 179 |
| DFCD_NEXT_HOP_DELETE_FAILED | 179 |
| DFCD_SAMPLE_CLASS_ADD_FAILED | 179 |
| DFCD_SAMPLE_CLASS_DELETE_FAILED | 180 |

Chapter 14 DFWD System Log Messages 181

| | |
|-----------------------------------|-----|
| DFWD_MALLOC_FAILED_INIT | 181 |
| DFWD_PARSE_FILTER_EMERGENCY | 181 |
| DFWD_PARSE_STATE_EMERGENCY | 181 |

Chapter 15 DHCPD System Log Messages 183

| | |
|---------------------------------------|-----|
| DHCPD_BIND_FAILURE | 183 |
| DHCPD_DEGRADED_MODE | 183 |
| DHCPD_MEMORY_ALLOCATION_FAILURE | 183 |
| DHCPD_OVERLAY_CONFIG_FAILURE | 184 |
| DHCPD_OVERLAY_PARSE_FAILURE | 184 |

| | |
|-----------------------------------|-----|
| DHCPD_RECVMSG_FAILURE | 184 |
| DHCPD_RTsock_FAILURE | 184 |
| DHCPD_SENDMSG_FAILURE | 185 |
| DHCPD_SENDMSG_NOINT_FAILURE | 185 |
| DHCPD_SETSOCKOPT_FAILURE | 185 |
| DHCPD_SOCKET_FAILURE | 185 |

Chapter 16**EVENTD System Log Messages 187**

| | |
|---------------------------------------|-----|
| EVENTD_ACK_FAILED | 187 |
| EVENTD_COMMAND_SUBSTITUTE_ERROR | 187 |
| EVENTD_EVENT_SEND_FAILED | 187 |
| EVENTD_FORK_ERR | 188 |
| EVENTD_PIPE_CREATION_FAILED | 188 |
| EVENTD_POLICY_ACTION_FAILED | 188 |
| EVENTD_POLICY_LIMIT_EXCEEDED | 188 |
| EVENTD_POLICY_UPLOAD_FAILED | 188 |
| EVENTD_POPEN_FAIL | 189 |
| EVENTD_READ_ERROR | 189 |
| EVENTD_REGEX_INVALID | 189 |
| EVENTD_REG_VERSION_MISMATCH | 189 |
| EVENTD_ROTATE_COMMAND_FAILED | 189 |
| EVENTD_ROTATE_FORK_EXCEEDED | 190 |
| EVENTD_ROTATE_FORK_FAILED | 190 |
| EVENTD_SET_PROCESS_PRIV_FAILED | 190 |
| EVENTD_SET_TIMER_FAILED | 190 |
| EVENTD_SYSLOG_FWD_FAILED | 190 |
| EVENTD_TRANSFER_COMMAND_FAILED | 191 |
| EVENTD_TRANSFER_FORK_EXCEEDED | 191 |
| EVENTD_TRANSFER_FORK_FAILED | 191 |
| EVENTD_VERSION_MISMATCH | 191 |
| EVENTD_XML_FILENAME_INVALID | 191 |

Chapter 17**FLOW System Log Messages 193**

| | |
|-------------------------------------|-----|
| FLOW_HIGH_WATERMARK_TRIGGERED | 193 |
| FLOW_IP_ACTION | 193 |
| FLOW_LOW_WATERMARK_TRIGGERED | 193 |
| FLOW_SESSION_CLOSE | 194 |
| FLOW_SESSION_CREATE | 194 |
| FLOW_SESSION_DENY | 194 |

Chapter 18**FPCLOGIN System Log Messages 195**

| | |
|-----------------------------------|-----|
| FPCLOGIN_ADDRESS_GET_FAILED | 195 |
| FPCLOGIN_IPC_RECEIVE_FAILED | 195 |
| FPCLOGIN_IPC_SEND_FAILED | 195 |
| FPCLOGIN_LOGIN_FAILED | 195 |

| | |
|--|-----|
| FPCLOGIN_MESSAGE_INVALID | 196 |
| FPCLOGIN_SOCKET_OPERATION_FAILED | 196 |

Chapter 19**FSAD System Log Messages****197**

| | |
|------------------------------------|-----|
| FSAD_CONFIG_ERROR | 197 |
| FSAD_CONNTIMEDOUT | 197 |
| FSAD_DIR_CREATE | 197 |
| FSAD_DIR_STAT | 197 |
| FSAD_FAILED | 198 |
| FSAD_FILE_FAILED | 198 |
| FSAD_FILE_REMOVE | 198 |
| FSAD_FILE_RENAME | 198 |
| FSAD_FILE_STAT | 199 |
| FSAD_FILE_SYNC | 199 |
| FSAD_FLOWC_IPC_PAYLOAD_SIZE | 199 |
| FSAD_FLOWC_IPC_SUBTYPE | 199 |
| FSAD_FLOWC_IPC_TYPE | 200 |
| FSAD_FLOWC_IPC_VERSION | 200 |
| FSAD_FLOWC_SERVICE_INACTIVE | 200 |
| FSAD_FREE_SPACE_LOG | 200 |
| FSAD_FREE_SPACE_TMP | 201 |
| FSAD_FS_STAT | 201 |
| FSAD_GEN_IPC_PAYLOAD_SIZE | 201 |
| FSAD_GEN_IPC_SUBTYPE | 201 |
| FSAD_GEN_IPC_TYPE | 201 |
| FSAD_GEN_IPC_VERSION | 202 |
| FSAD_GEN_SERVICE_INACTIVE | 202 |
| FSAD_GEN_SERVICE_INIT_FAILED | 202 |
| FSAD_MAXCONN | 202 |
| FSAD_MEMORYALLOC_FAILED | 202 |
| FSAD_NOT_ROOT | 203 |
| FSAD_PARENT_DIRECTORY | 203 |
| FSAD_PATH_IS_DIRECTORY | 203 |
| FSAD_PATH_IS_NOT_DIRECTORY | 203 |
| FSAD_PATH_IS_SPECIAL | 203 |
| FSAD_RECVERROR | 204 |
| FSAD_RENAME | 204 |
| FSAD_TERMINATED_CONNECTION | 204 |
| FSAD_TRACEOPEN_FAILED | 204 |
| FSAD_USAGE | 204 |

Chapter 20**FUD System Log Messages****207**

| | |
|-------------------------------------|-----|
| FUD_ARGUMENT_FAILURE | 207 |
| FUD_BAD_SERVER_ADDR_FAILURE | 207 |
| FUD_BIND_FAILURE | 207 |
| FUD_DAEMON_FAILURE | 208 |
| FUD_MEMORY_ALLOCATION_FAILURE | 208 |
| FUD_PERMISSION_FAILURE | 208 |

| | |
|---------------------------------|-----|
| FUD_PIDLOCK_FAILURE | 208 |
| FUD_PIDUPDATE_FAILURE | 209 |
| FUD_RECVMSG_FAILURE | 209 |
| FUD_RTsock_WRITE_FAILURE | 209 |
| FUD_SENDMSG_FAILURE | 209 |
| FUD_SENDMSG_NOINT_FAILURE | 210 |
| FUD_SETSOCKOPT_FAILURE | 210 |
| FUD_SOCKET_FAILURE | 210 |

Chapter 21**FWAUTH System Log Messages 211**

| | |
|--|-----|
| FWAUTH_FTP_LONG_PASSWORD | 211 |
| FWAUTH_FTP_LONG_USERNAME | 211 |
| FWAUTH_FTP_USER_AUTH_ACCEPTED | 211 |
| FWAUTH_FTP_USER_AUTH_FAIL | 211 |
| FWAUTH_HTTP_USER_AUTH_ACCEPTED | 212 |
| FWAUTH_HTTP_USER_AUTH_FAIL | 212 |
| FWAUTH_TELNET_LONG_PASSWORD | 212 |
| FWAUTH_TELNET_LONG_USERNAME | 212 |
| FWAUTH_TELNET_USER_AUTH_ACCEPTED | 212 |
| FWAUTH_TELNET_USER_AUTH_FAIL | 212 |
| FWAUTH_WEBAUTH_FAIL | 213 |
| FWAUTH_WEBAUTH_SUCCESS | 213 |

Chapter 22**JCS System Log Messages 215**

| | |
|--------------------------------------|-----|
| JCS_BBD_LOAD_FAILURE | 215 |
| JCS_BBD_LOCAL_MISMATCH | 215 |
| JCS_BBD_NOT_FOUND | 215 |
| JCS_BBD_NOT_VALID | 215 |
| JCS_BBD_PARSE_ERROR | 216 |
| JCS_BBD_PEER_MISMATCH | 216 |
| JCS_BBD_SYSTEM_CONFLICT | 216 |
| JCS_EXT_LINK_STATE | 216 |
| JCS_INVALID_BANDWIDTH_ERROR | 216 |
| JCS_KERNEL_RSD_LINK_DOWN | 217 |
| JCS_KERNEL_RSD_LINK_ENABLED | 217 |
| JCS_MM_COMMUNICATION_ERROR | 217 |
| JCS_MM_COMMUNICATION_OK | 217 |
| JCS_PEER_BLADE_STATE | 217 |
| JCS_READ_BANDWIDTH_ERROR | 217 |
| JCS_READ_BBD_ERROR | 218 |
| JCS_RSD_LINK_STATE | 218 |
| JCS_SWITCH_BANDWIDTH_CONFIG | 218 |
| JCS_SWITCH_COMMUNICATION_ERROR | 218 |
| JCS_SWITCH_COMMUNICATION_OK | 218 |

| | | |
|-----------------------|--|----------------|
| Chapter 23 | JADE System Log Messages | 221 |
| | JADE_ATTRIBUTES_TOO_LONG | 221 |
| | JADE_AUTH_FAILURE | 221 |
| | JADE_AUTH_SUCCESS | 221 |
| | JADE_EXEC_ERROR | 221 |
| | JADE_PAM_ERROR | 222 |
| | JADE_PAM_NO_LOCAL_USER | 222 |
| | JADE_SOCKET_ERROR | 222 |
| Chapter 24 | JSRPD System Log Messages | 223 |
| | JSRPD_DAEMONIZE_FAILED | 223 |
| | JSRPD_DUPLICATE | 223 |
| | JSRPD_NOT_ROOT | 223 |
| | JSRPD_PID_FILE_LOCK | 223 |
| | JSRPD_PID_FILE_UPDATE | 224 |
| | JSRPD_SOCKET_CREATION_FAILURE | 224 |
| | JSRPD_SOCKET_LISTEN_FAILURE | 224 |
| | JSRPD_SOCKET_RECV_HB_FAILURE | 224 |
| | JSRPD_USAGE | 224 |
| Chapter 25 | KMD System Log Messages | 225 |
| | KMD_CFG_IF_ID_POOL_NOT_FOUND | 225 |
| | KMD_CFG_IF_ID_POOL_NO_ENTRY | 225 |
| | KMD_CFG_IF_ID_POOL_NO_INTERFACE | 225 |
| | KMD_CFG_IF_ID_POOL_RETURN_FAILED | 226 |
| | KMD_DPD_FAILOVER_MANUAL_TUNNEL | 226 |
| | KMD_DPD_FAILOVER_MAX_ATTEMPTS | 226 |
| | KMD_DPD_FAILOVER_NO_ACTIVE_PEER | 226 |
| | KMD_DPD_FAILOVER_NO_BACKUP_PEER | 227 |
| | KMD_DPD_FAILOVER_NO_TUNNEL_CFG | 227 |
| | KMD_DPD_IKE_SERVER_NOT_FOUND | 227 |
| | KMD_DPD_INVALID_ADDRESS | 227 |
| | KMD_DPD_INVALID_SEQUENCE_NUMBER | 227 |
| | KMD_DPD_NO_LOCAL_ADDRESS | 228 |
| | KMD_DPD_REMOTE_ADDRESS_CHANGED | 228 |
| | KMD_DPD_REMOTE_PEER_NOT_FOUND | 228 |
| | KMD_DPD_UNEXPECTED_IKE_STATUS | 228 |
| | KMD_PM_AUTH_ALGORITHM_INVALID | 229 |
| | KMD_PM_DUPLICATE_LIFE_DURATION | 229 |
| | KMD_PM_DYNAMIC_SA_INSTALL_FAILED | 229 |
| | KMD_PM_ENCRYPTION_INVALID | 229 |
| | KMD_PM_IKE_SERVER_LOOKUP_FAILED | 229 |
| | KMD_PM_IKE_SERVER_NOT_FOUND | 230 |
| | KMD_PM_IKE_SRV_NOT_FOUND_CREATE | 230 |
| | KMD_PM_IKE_SRV_NOT_FOUND_DELETE | 230 |
| | KMD_PM_ILLEGAL_REMOTE_GW_ID | 230 |
| | KMD_PM_INCONSISTENT_P2_IDS | 231 |

| | |
|--|-----|
| KMD_PM_INVALID_LIFE_TYPE | 231 |
| KMD_PM_KEY_NOT_SUPPORTED | 231 |
| KMD_PM_LIFETIME_DUPLICATE | 231 |
| KMD_PM_LIFETIME_LENGTH_UNEQUAL | 231 |
| KMD_PM_LIFETIME_NO_DURATION | 232 |
| KMD_PM_LIFETIME_TYPE_UNDEFINED | 232 |
| KMD_PM_LIFETIME_UNITS_INVALID | 232 |
| KMD_PM_NEW_GROUP_UNSUPPORTED | 232 |
| KMD_PM_NO_LIFETIME | 233 |
| KMD_PM_NO_LIFE_TYPE | 233 |
| KMD_PM_NO_PROPOSAL_FOR_PHASE1 | 233 |
| KMD_PM_NO_SPD_PHASE1_FUNC_PTR | 233 |
| KMD_PM_P1_POLICY_LOOKUP_FAILURE | 234 |
| KMD_PM_P2_POLICY_LOOKUP_FAILURE | 234 |
| KMD_PM_PHASE1_GROUP_UNREADABLE | 234 |
| KMD_PM_PHASE1_GROUP_UNSPECIFIED | 234 |
| KMD_PM_PHASE1_IKE_SRV_NOT_FOUND | 234 |
| KMD_PM_PHASE1_NO_IDENTITY | 235 |
| KMD_PM_PHASE1_NO_SPD_HANDLER | 235 |
| KMD_PM_PHASE1_POLICY_LOOKUP_FAIL | 235 |
| KMD_PM_PHASE1_POLICY_NOT_FOUND | 235 |
| KMD_PM_PHASE1_POLICY_SEARCH_FAIL | 235 |
| KMD_PM_PHASE1_PROTO_INVALID | 236 |
| KMD_PM_PHASE1_PROTO_NOT_ISAKMP | 236 |
| KMD_PM_PHASE1_PROTO_TWICE | 236 |
| KMD_PM_PHASE1_TXFORM_INCOMPLETE | 236 |
| KMD_PM_PHASE1_TXFORM_INVALID | 237 |
| KMD_PM_PHASE2_IDENTITY_MISMATCH | 237 |
| KMD_PM_PHASE2_NOTIF_UNKNOWN | 237 |
| KMD_PM_PHASE2_POLICY_LOOKUP_FAIL | 237 |
| KMD_PM_PHASE2_SELECTOR_UNDEFINED | 238 |
| KMD_PM_PROPOSAL_NO_AUTH | 238 |
| KMD_PM_PROPOSAL_NO_ENCRYPTION | 238 |
| KMD_PM_PROPOSAL_NO_KEY_LENGTH | 238 |
| KMD_PM_PROPOSAL_NULL_ESP | 238 |
| KMD_PM_PROPOSAL_PROTOCOL_INVALID | 239 |
| KMD_PM_PROTO_INVALID | 239 |
| KMD_PM_PROTO_IPCOMP_UNSUPPORTED | 239 |
| KMD_PM_PROTO_ISAKMP_RESV_UNSUPP | 239 |
| KMD_PM_PROTO_NOT_NEGOTIATED | 239 |
| KMD_PM_REMOTE_PEER_INVALID | 240 |
| KMD_PM_SA_CFG_NOT_FOUND | 240 |
| KMD_PM_SA_DELETE_REJECT | 240 |
| KMD_PM_SA_INDEX_GEN_FAILED | 240 |
| KMD_PM_SA_PEER_ABSENT | 241 |
| KMD_PM_SA_PEER_NOT_FOUND | 241 |
| KMD_PM_SPI_DELETE_REJECT | 241 |
| KMD_PM_UNEQUAL_PAYLOAD_LENGTH | 241 |
| KMD_PM_UNINITIALISE_ERROR | 241 |
| KMD_PM_UNINITIALIZE_FAILED | 242 |
| KMD_PM_UNKNOWN_P1_IDENTITY | 242 |

| | |
|--------------------------------------|-----|
| KMD_PM_UNKNOWN_PHASE2_ENTITIES | 242 |
| KMD_PM_UNKNOWN_QM_NOTIFICATION | 242 |
| KMD_PM_UNSUPPORTED_KEY | 243 |
| KMD_PM_UNSUPPORTED_MODE | 243 |
| KMD_SNMP_EXTRA_RESPONSE | 243 |
| KMD_SNMP_FATAL_ERROR | 243 |
| KMD_SNMP_IKE_SERVER_NOT_FOUND | 243 |
| KMD_SNMP_MALLOC_FAILED | 244 |
| KMD_SNMP_PIC_CONNECTION_FAILED | 244 |
| KMD_SNMP_PIC_NO_RESPONSE | 244 |
| KMD_SNMP_PIC_SLOT_NOT_FOUND | 244 |
| KMD_VPN_DFBIT_STATUS_MSG | 244 |
| KMD_VPN_DOWN_ALARM_USER | 245 |
| KMD_VPN_UP_ALARM_USER | 245 |

Chapter 26**L2ALD System Log Messages****247**

| | |
|--------------------------------------|-----|
| L2ALD_FLOOD_NH_LIMIT_REACHED | 247 |
| L2ALD_GENCFG_OP_FAILED | 247 |
| L2ALD_IPC_MESSAGE_ERROR | 247 |
| L2ALD_IPC_MESSAGE_INVALID | 248 |
| L2ALD_IPC_MESSAGE_SEND_FAILED | 248 |
| L2ALD_IPC_PIPE_WRITE_ERROR | 248 |
| L2ALD_MAC_LIMIT_REACHED_BD | 248 |
| L2ALD_MAC_LIMIT_REACHED_GLOBAL | 249 |
| L2ALD_MAC_LIMIT_REACHED_IF | 249 |
| L2ALD_MAC_LIMIT_REACHED_IFBD | 249 |
| L2ALD_MAC_LIMIT_REACHED_RTT | 250 |
| L2ALD_MAC_LIMIT_RESET_BD | 250 |
| L2ALD_MAC_LIMIT_RESET_GLOBAL | 250 |
| L2ALD_MAC_LIMIT_RESET_IF | 251 |
| L2ALD_MAC_LIMIT_RESET_RTT | 251 |
| L2ALD_MALLOC_FAILED | 251 |
| L2ALD_MANAGER_CONNECT | 251 |
| L2ALD_NAME_LENGTH_IF_DEVICE | 252 |
| L2ALD_NAME_LENGTH_IF_FAMILY | 252 |
| L2ALD_NAME_LENGTH_IF_LOGICAL | 252 |

Chapter 27**L2CPD System Log Messages****253**

| | |
|-------------------------------------|-----|
| L2CPD_ASSERT | 253 |
| L2CPD_ASSERT_SOFT | 253 |
| L2CPD_EXIT | 254 |
| L2CPD_KERNEL_VERSION | 254 |
| L2CPD_KERNEL_VERSION_OLD | 254 |
| L2CPD_KERNEL_VERSION_UNSUPP | 254 |
| L2CPD_MEMORY_EXCESSIVE | 255 |
| L2CPD_MGMT_TIMEOUT | 255 |
| L2CPD_MIRROR_ERROR | 255 |
| L2CPD_MIRROR_VERSION_MISMATCH | 255 |

| | |
|----------------------------------|-----|
| L2CPD_PPM_READ_ERROR | 256 |
| L2CPD_PPM_WRITE_ERROR | 256 |
| L2CPD_RUNTIME_MODULE | 256 |
| L2CPD_RUNTIME_OPERATION | 256 |
| L2CPD_RUNTIME_TASK | 257 |
| L2CPD_RUNTIME_TOTAL | 257 |
| L2CPD_TASK_BEGIN | 257 |
| L2CPD_TASK_CHILD_KILLED | 258 |
| L2CPD_TASK_CHILD_STOPPED | 258 |
| L2CPD_TASK_FORK | 258 |
| L2CPD_TASK_GETWD | 258 |
| L2CPD_TASK_MASTERSHIP | 258 |
| L2CPD_TASK_NO_REINIT | 259 |
| L2CPD_TASK_PID_CLOSE | 259 |
| L2CPD_TASK_PID_LOCK | 259 |
| L2CPD_TASK_PID_WRITE | 259 |
| L2CPD_TASK_REINIT | 259 |
| L2CPD_TASK_SIGNAL_IGNORE | 260 |
| L2CPD_TERMINATE_ACTIVE | 260 |
| L2CPD_TERMINATE_SIGNAL | 260 |
| L2CPD_TRACE_FAILED | 260 |
| L2CPD_XSTP_SHUTDOWN_FAILED | 260 |

Chapter 28**L2TPD System Log Messages****261**

| | |
|--|-----|
| L2TPD_COS_PROFILE_ADD | 261 |
| L2TPD_COS_PROFILE_DELETE | 261 |
| L2TPD_DB_ADD_FAILED | 261 |
| L2TPD_DB_DELETE_FAILED | 262 |
| L2TPD_DB_INIT_FAILED | 262 |
| L2TPD_DB_TUN_GRP_ALLOC_FAILED | 262 |
| L2TPD_DEFAULT_PROTO_CREATE_FAIL | 262 |
| L2TPD_EVLIB_CREATE_FAILED | 262 |
| L2TPD_EVLIB_FD_DEREGISTER_FAILED | 263 |
| L2TPD_EVLIB_FD_DESELECT_FAILED | 263 |
| L2TPD_EVLIB_FD_NOT_REGISTERED | 263 |
| L2TPD_EVLIB_FD_SELECT_FAILED | 263 |
| L2TPD_EVLIB_TIMER_CLEAR_FAILED | 263 |
| L2TPD_EVLIB_TIMER_SET_FAILED | 264 |
| L2TPD_FILTER_FILE_OPEN_FAILED | 264 |
| L2TPD_GLOBAL_CFG_ADD_FAILED | 264 |
| L2TPD_GLOBAL_CFG_CHANGE_FAILED | 264 |
| L2TPD_GLOBAL_CFG_DELETE_FAILED | 264 |
| L2TPD_IFD_ADD_FAILED | 264 |
| L2TPD_IFD_DELETE_FAILED | 265 |
| L2TPD_IFD_MSG_REGISTER_FAILED | 265 |
| L2TPD_IFD_ROOT_ALLOC_FAILED | 265 |
| L2TPD_IFL_ADD_FAILED | 265 |
| L2TPD_IFL_DELETE_FAILED | 266 |
| L2TPD_IFL_MSG_REGISTER_FAILED | 266 |

| | |
|--|-----|
| L2TPD_IFL_NOT_FOUND | 266 |
| L2TPD_IFL_ROOT_ALLOC_FAILED | 266 |
| L2TPD_INSTANCE_CREATE_FAILED | 266 |
| L2TPD_INSTANCE_RESTART_FAILED | 267 |
| L2TPD_INTERFACE_ID_NOT_FOUND | 267 |
| L2TPD_MESSAGE_REGISTER_FAILED | 267 |
| L2TPD_MLPPP_BUNDLE_ALLOC_FAILED | 267 |
| L2TPD_MLPPP_BUNDLE_CREATE_FAILED | 267 |
| L2TPD_MLPPP_BUNDLE_INVALID_ID | 267 |
| L2TPD_MLPPP_COPY_CFG_FAILED | 268 |
| L2TPD_MLPPP_ID_ALLOC_FAILED | 268 |
| L2TPD_MLPPP_ID_BITMAP_ALLOC_FAIL | 268 |
| L2TPD_MLPPP_ID_NODE_ADD_FAILED | 268 |
| L2TPD_MLPPP_ID_ROOT_ALLOC_FAILED | 268 |
| L2TPD_MLPPP_LINK_CREATE_FAILED | 269 |
| L2TPD_MLPPP_LINK_MAX_EXCEEDED | 269 |
| L2TPD_MLPPP_POOL_ADDRESS_FAILED | 269 |
| L2TPD_MLPPP_SESSION_CREATE_FAIL | 269 |
| L2TPD_MLPPP_SESSION_DELETE_FAIL | 270 |
| L2TPD_MLPPP_SPEED_MISMATCH | 270 |
| L2TPD_NH_DELETE_FAILED | 270 |
| L2TPD_POLICER_ADD_FAILED | 270 |
| L2TPD_POLICER_PROFILE_DEL_FAILED | 270 |
| L2TPD_POOL_ADDRESS_FAILED | 271 |
| L2TPD_POOL_ASSIGN_ADDRESS_FAILED | 271 |
| L2TPD_PPP_ROUTE_ADD_FAILED | 271 |
| L2TPD_PPP_ROUTE_DELETE_FAILED | 271 |
| L2TPD_PROFILE_NOT_FOUND | 272 |
| L2TPD_PROFILE_NO_RADIUS_SERVERS | 272 |
| L2TPD_RADIUS_ACCT_PORT_ZERO | 272 |
| L2TPD_RADIUS_GETHOSTNAME_FAILED | 272 |
| L2TPD_RADIUS_RT_INST_ENOENT | 272 |
| L2TPD_RADIUS_RT_INST_NOT_FOUND | 273 |
| L2TPD_RADIUS_SERVER_NOT_FOUND | 273 |
| L2TPD_RADIUS_SRC_ADDR_BIND_FAIL | 273 |
| L2TPD_RADIUS_SRC_ADDR_ENOENT | 273 |
| L2TPD_RPD_ASYNC_UNREG_FAILED | 273 |
| L2TPD_RPD_ROUTE_ADD_CB_FAILED | 274 |
| L2TPD_RPD_ROUTE_ADD_FAILED | 274 |
| L2TPD_RPD_ROUTE_DELETE_CB_FAILED | 274 |
| L2TPD_RPD_ROUTE_DELETE_FAILED | 274 |
| L2TPD_RPD_ROUTE_PREFIX_TOO_LONG | 274 |
| L2TPD_RPD_SESS_CREATE_FAILED | 275 |
| L2TPD_RPD_SESS_HANDLE_ALLOC_FAIL | 275 |
| L2TPD_RPD_SOCKET_ALLOC_FAILED | 275 |
| L2TPD_RPD_TBL_LOCATE_BY_NAME | 275 |
| L2TPD_RPD_TBL_LOCATE_FAILED | 275 |
| L2TPD_RPD_VERSION_MISMATCH | 276 |
| L2TPD_RTSLIB_ASYNC_OPEN_FAILED | 276 |
| L2TPD_RTSLIB_OPEN_FAILED | 276 |
| L2TPD_SERVER_START_FAILED | 276 |

| | |
|--|-----|
| L2TPD_SERVICE_NH_ADD_FAILED | 276 |
| L2TPD_SERVICE_NH_DELETE_FAILED | 277 |
| L2TPD_SESSION_CFG_ADD_ERROR | 277 |
| L2TPD_SESSION_CFG_ADD_FAILED | 277 |
| L2TPD_SESSION_CFG_DELETE_FAILED | 277 |
| L2TPD_SESSION_DELETE_FAILED | 278 |
| L2TPD_SESSION_IFF_NOT_FOUND | 278 |
| L2TPD_SESSION_IFL_ADD_FAILED | 278 |
| L2TPD_SESSION_IFL_ALLOC_FAILED | 278 |
| L2TPD_SESSION_IFL_CLI_TREE_ALLOC | 278 |
| L2TPD_SESSION_IFL_DELETED | 279 |
| L2TPD_SESSION_IFL_DELETE_FAILED | 279 |
| L2TPD_SESSION_IFL_GET_FAILED | 279 |
| L2TPD_SESSION_IFL_NOT_EQUAL | 279 |
| L2TPD_SESSION_IFL_NOT_FOUND | 279 |
| L2TPD_SESSION_IFL_OCCUPIED | 280 |
| L2TPD_SESSION_IFL_REMOVE_FAILED | 280 |
| L2TPD_SESSION_INVALID_PEER_IP | 280 |
| L2TPD_SESSION_ROUTE_ADD_FAILED | 280 |
| L2TPD_SESSION_RT_TBL_NOT_FOUND | 280 |
| L2TPD_SESSION_TUNNEL_ID_MISMATCH | 281 |
| L2TPD_SETSOCKOPT_FAILED | 281 |
| L2TPD_SET_ASYNC_CONTEXT | 281 |
| L2TPD_SHOW_MULTILINK | 281 |
| L2TPD_SHOW_SESSION | 281 |
| L2TPD_SHOW_TUNNEL | 282 |
| L2TPD_SOCKET_FAILED | 282 |
| L2TPD_SUBUNIT_ROUTE_ALLOC_FAILED | 282 |
| L2TPD_TRACE_FILE_OPEN_FAILED | 282 |
| L2TPD_TUNNEL_CFG_ADD_FAILED | 282 |
| L2TPD_TUNNEL_CFG_ADD_INV_ADDR | 283 |
| L2TPD_TUNNEL_CFG_DELETE_FAILED | 283 |
| L2TPD_TUNNEL_DELETE_FAILED | 283 |
| L2TPD_TUNNEL_DEST_IF_LOOKUP_FAIL | 283 |
| L2TPD_TUNNEL_GROUP_ADD_FAILED | 283 |
| L2TPD_TUNNEL_GROUP_CFG_ADD_FAIL | 284 |
| L2TPD_TUNNEL_GROUP_CFG_DEL_FAIL | 284 |
| L2TPD_TUNNEL_GROUP_CREATE_FAILED | 284 |
| L2TPD_TUNNEL_GROUP_DELETE_FAILED | 284 |
| L2TPD_TUNNEL_GROUP_IDX_MISMATCH | 284 |
| L2TPD_TUNNEL_GROUP_RESTART_FAIL | 285 |
| L2TPD_USER_AUTHN_NOT_FOUND | 285 |
| L2TPD_USER_AUTHN_ORDER_UNKNOWN | 285 |
| L2TPD_USER_AUTHN_PWD_NOT_FOUND | 285 |

Chapter 29**LACPD System Log Messages****287**

| | |
|--------------------------------------|-----|
| LACPD_MEMORY_ALLOCATION_FAILED | 287 |
|--------------------------------------|-----|

| | | |
|-------------------|--|------------|
| Chapter 30 | LFMD System Log Messages | 289 |
| | LFMD_RTsock_OPEN_FAILED | 289 |
| Chapter 31 | LIBESPTASK System Log Messages | 291 |
| | LIBESPTASK_SNMP_CONN_PROG | 291 |
| | LIBESPTASK_SNMP_CONN_QUIT | 291 |
| | LIBESPTASK_SNMP_CONN_RETRY | 291 |
| | LIBESPTASK_SNMP_INVALID_SOCKET | 291 |
| | LIBESPTASK_SNMP_SOCKOPT_BLOCK | 292 |
| | LIBESPTASK_SNMP_SOCKOPT_RECVBUF | 292 |
| | LIBESPTASK_SNMP_SOCKOPT_SENDBUF | 292 |
| Chapter 32 | LIBJNX System Log Messages | 293 |
| | LIBJNX_AUDIT_ERROR | 293 |
| | LIBJNX_COMPRESS_EXEC_FAILED | 293 |
| | LIBJNX_DEFAULT_IP_ADDR_NOT_SET | 293 |
| | LIBJNX_EVLIB_FAILURE | 294 |
| | LIBJNX_EXEC_EXITED | 294 |
| | LIBJNX_EXEC_FAILED | 294 |
| | LIBJNX_EXEC_PIPE | 295 |
| | LIBJNX_EXEC_SIGNALED | 295 |
| | LIBJNX_EXEC_WEXIT | 295 |
| | LIBJNX_FILE_COPY_FAILED | 295 |
| | LIBJNX_FILE_SYSTEM_FAIL | 296 |
| | LIBJNX_FILE_SYSTEM_SPACE | 296 |
| | LIBJNX_INVALID_CHASSIS_ID | 296 |
| | LIBJNX_INVALID_RE_SLOT_ID | 296 |
| | LIBJNX_INVALID_XML_DATA | 296 |
| | LIBJNX_PRIV_LOWER_FAILED | 296 |
| | LIBJNX_PRIV_RAISE_FAILED | 297 |
| | LIBJNX_REPLICATE_RCP_ERROR | 297 |
| | LIBJNX_REPLICATE_RCP_EXEC_FAILED | 297 |
| | LIBJNX_SNMP_ENGINE_FILE_FAILURE | 298 |
| | LIBJNX_SOCKET_FAILURE | 298 |
| | LIBJNX_XML_DECODE_FAILED | 298 |
| Chapter 33 | LIBMSRPC System Log Messages | 299 |
| | LIBMSRPC_CLIENT_INIT_FAILED | 299 |
| | LIBMSRPC_CLIENT_KCOM_FAILED | 299 |
| | LIBMSRPC_CLIENT_NO_CONNECTION | 299 |
| | LIBMSRPC_CLIENT_NO_REPLY | 300 |
| | LIBMSRPC_CLIENT_PIC_DOWN | 300 |
| | LIBMSRPC_CLIENT_WRONG_OUTPUT | 300 |

| | | |
|-------------------|--|------------|
| Chapter 34 | LICENSE System Log Messages | 301 |
| | LICENSE_CONNECT_FAILURE | 301 |
| | LICENSE_CONN_TO_LI_CHECK_FAILURE | 301 |
| | LICENSE_CONN_TO_LI_CHECK_SUCCESS | 301 |
| | LICENSE_EXPIRED | 301 |
| | LICENSE_GRACE_PERIOD_APPROACHING | 302 |
| | LICENSE_GRACE_PERIOD_EXCEEDED | 302 |
| | LICENSE_GRACE_PERIOD_EXPIRED | 302 |
| | LICENSE_LIST_MANAGEMENT | 302 |
| | LICENSE_NEARING_EXPIRY | 302 |
| | LICENSE_READ_ERROR | 303 |
| | LICENSE_REG_ERROR | 303 |
| | LICENSE_SIGNATURE_VERIFY_FAILED | 303 |
| | LICENSE_UNKNOWN_RESPONSE_TYPE | 303 |
| | LICENSE_VERIFICATION_FILE_ERROR | 303 |
| Chapter 35 | LLDPD System Log Messages | 305 |
| | LLDPD_SYSTEM | 305 |
| Chapter 36 | LOGIN System Log Messages | 307 |
| | LOGIN_ABORTED | 307 |
| | LOGIN_FAILED | 307 |
| | LOGIN_FAILED_SET_CONTEXT | 307 |
| | LOGIN_FAILED_SET_LOGIN | 307 |
| | LOGIN_HOSTNAME_UNRESOLVED | 308 |
| | LOGIN_INFORMATION | 308 |
| | LOGIN_LOCAL_PASSWORD | 308 |
| | LOGIN_MALFORMED_USER | 308 |
| | LOGIN_PAM_AUTHENTICATION_ERROR | 308 |
| | LOGIN_PAM_ERROR | 308 |
| | LOGIN_PAM_MAX_RETRIES | 309 |
| | LOGIN_PAM_STOP | 309 |
| | LOGIN_PAM_USER_UNKNOWN | 309 |
| | LOGIN_PASSWORD_EXPIRED | 309 |
| | LOGIN_REFUSED | 309 |
| | LOGIN_ROOT | 310 |
| | LOGIN_TIMED_OUT | 310 |
| Chapter 37 | LRMUX System Log Messages | 311 |
| | LRMUX_FAILED_EXEC | 311 |
| | LRMUX_LRPD_PID_LOCK | 311 |
| | LRMUX_LRPD_PID_OPEN | 311 |
| | LRMUX_LRPD_SEND_HUP | 311 |
| | LRMUX_PID_LOCK | 312 |

| | | |
|-------------------|--|------------|
| Chapter 38 | MCSNOOPD System Log Messages | 313 |
| | MCSNOOPD_MGMT_TIMEOUT | 313 |
| Chapter 39 | MIB2D System Log Messages | 315 |
| | MIB2D_ATM_ERROR | 315 |
| | MIB2D_CONFIG_CHECK_FAILED | 315 |
| | MIB2D_FILE_OPEN_FAILURE | 315 |
| | MIB2D_IFD_IFINDEX_FAILURE | 316 |
| | MIB2D_IFD_IFINDEX_FAILURE | 316 |
| | MIB2D_IFL_IFINDEX_FAILURE | 316 |
| | MIB2D_KVM_FAILURE | 316 |
| | MIB2D_PMON_OVERLOAD_CLEARED_TRAP | 317 |
| | MIB2D_PMON_OVERLOAD_SET_TRAP | 317 |
| | MIB2D_RTSLIB_READ_FAILURE | 317 |
| | MIB2D_RTSLIB_SEQ_MISMATCH | 317 |
| | MIB2D_SNMP_INDEX_ASSIGN | 318 |
| | MIB2D_SNMP_INDEX_DUPLICATE | 318 |
| | MIB2D_SNMP_INDEX_UPDATE_STAT | 318 |
| | MIB2D_SNMP_INDEX_WRITE | 318 |
| | MIB2D_SYCTL_FAILURE | 319 |
| | MIB2D_TRAP_HEADER_FAILURE | 319 |
| | MIB2D_TRAP_SEND_FAILURE | 319 |
| Chapter 40 | MPLS_OAM System Log Messages | 321 |
| | MPLS_OAM_FANOUT_LIMIT_REACHED | 321 |
| | MPLS_OAM_INVALID_SOURCE_ADDRESS | 321 |
| | MPLS_OAM_PATH_LIMIT_REACHED | 321 |
| | MPLS_OAM_SEND_FAILED | 322 |
| | MPLS_OAM_SOCKET_OPEN_FAILED | 322 |
| | MPLS_OAM_SOCKET_SELECT_FAILED | 322 |
| | MPLS_OAM_TRACEROUTE_INTERRUPTED | 322 |
| | MPLS_OAM_TTL_EXPIRED | 322 |
| | MPLS_OAM_UNREACHABLE | 323 |
| Chapter 41 | NSD System Log Messages | 325 |
| | NSD_MEMORY_ALLOC_FAILED | 325 |
| | NSD_RESTART_COMP_CFG_READ_FAILED | 325 |
| Chapter 42 | PFE System Log Messages | 327 |
| | PFE_CBF_UNSUPPORTED | 327 |
| | PFE_FW_DELETE_MISMATCH_ERR | 327 |
| | PFE_FW_IF_DIALER_ERR | 327 |
| | PFE_FW_IF_INPUT_ERR | 328 |

| | |
|--------------------------------------|-----|
| PFE_FW_IF_OUTPUT_ERR | 328 |
| PFE_FW_PSF_DELETE_MISMATCH_ERR | 328 |
| PFE_FW_SYSLOG_IP | 328 |
| PFE_FW_SYSLOG_IP6_GEN | 328 |
| PFE_FW_SYSLOG_IP6_ICMP | 329 |
| PFE_FW_SYSLOG_IP6_TCP_UDP | 329 |
| PFE_MGCP_ADD_CA_PORT_FAIL | 329 |
| PFE_MGCP_ADD_UA_PORT_FAIL | 329 |
| PFE_MGCP_DEL_CA_PORT_FAIL | 329 |
| PFE_MGCP_DEL_UA_PORT_FAIL | 330 |
| PFE_MGCP_MEM_INIT_FAILED | 330 |
| PFE_MGCP_REG_HDL_FAIL | 330 |
| PFE_NH_RESOLVE_THROTTLED | 330 |
| PFE_SCCP_ADD_PORT_FAIL | 330 |
| PFE_SCCP_DEL_PORT_FAIL | 331 |
| PFE_SCCP_REG_NAT_VEC_FAIL | 331 |
| PFE_SCCP_REG_RM_FAIL | 331 |
| PFE_SCCP_REG_VSIP_FAIL | 331 |
| PFE_SCCP_RM_CLIENTID_FAIL | 331 |
| PFE_SCREEN_CFG_ERROR | 331 |
| PFE_SCREEN_CFG_EVENT | 332 |
| PFE_SCREEN_MT_CFG_ERROR | 332 |
| PFE_SCREEN_MT_CFG_EVENT | 332 |
| PFE_SIP_ADD_PORT_FAIL | 332 |
| PFE_SIP_DEL_PORT_FAIL | 332 |
| PFE_SIP_MEM_INIT_FAILED | 333 |
| PFE_SIP_REG_HDL_FAIL | 333 |
| PFE_USP_TRACE_BUFFER_CREATE | 333 |
| PFE_USP_TRACE_BUFFER_DELETE | 333 |
| PFE_USP_TRACE_BUFFER_LIMIT | 333 |
| PFE_USP_TRACE_BUFFER_MEM_FAIL | 333 |
| PFE_USP_TRACE_BUFFER_MODIFY | 334 |

Chapter 43**PFED System Log Messages****335**

| | |
|--------------------------------------|-----|
| PFED_NOTIFICATION_STATS_FAILED | 335 |
|--------------------------------------|-----|

Chapter 44**PING System Log Messages****337**

| | |
|--|-----|
| PING_EGRESS_JITTER_THRESH_EXCEED | 337 |
| PING_EGRESS_STDDEV_THRESH_EXCEED | 337 |
| PING_EGRESS_THRESHOLD_EXCEEDED | 337 |
| PING_INGRESS_JTR_THRESH_EXCEED | 337 |
| PING_INGRESS_STDDV_THRESH_EXCEED | 338 |
| PING_INGRESS_THRESHOLD_EXCEEDED | 338 |
| PING_PROBE_FAILED | 338 |
| PING_RTT_JTR_THRESH_EXCEED | 338 |
| PING_RTT_STDDV_THRESH_EXCEED | 338 |
| PING_RTT_THRESHOLD_EXCEEDED | 339 |
| PING_TEST_COMPLETED | 339 |

| | |
|---------------------------------------|-----|
| PING_TEST_FAILED | 339 |
| PING_UNKNOWN_THRESH_TYPE_EXCEED | 339 |

Chapter 45 **PPMD System Log Messages** **341**

| | |
|------------------------|-----|
| PPMD_ASSERT_SOFT | 341 |
| PPMD_OPEN_ERROR | 341 |
| PPMD_READ_ERROR | 341 |
| PPMD_WRITE_ERROR | 342 |

Chapter 46 **PPPD System Log Messages** **343**

| | |
|--|-----|
| PPPD_AUTH_CREATE_FAILED | 343 |
| PPPD_CHAP_AUTH_IN_PROGRESS | 343 |
| PPPD_CHAP_GETHOSTNAME_FAILED | 343 |
| PPPD_CHAP_INVALID_IDENTIFIER | 343 |
| PPPD_CHAP_INVALID_OPCODE | 344 |
| PPPD_CHAP_LOCAL_NAME_UNAVAILABLE | 344 |
| PPPD_CHAP_OPERATION_UNEXPECTED | 344 |
| PPPD_CHAP_REPLAY_ATTACK_DETECTED | 344 |
| PPPD_EVLIB_CREATE_FAILURE | 345 |
| PPPD_LOCAL_CREATE_FAILED | 345 |
| PPPD_MEMORY_ALLOCATION_FAILURE | 345 |
| PPPD_PAP_GETHOSTNAME_FAILED | 345 |
| PPPD_PAP_INVALID_IDENTIFIER | 345 |
| PPPD_PAP_INVALID_OPCODE | 346 |
| PPPD_PAP_LOCAL_PASSWORD_UNAVAIL | 346 |
| PPPD_PAP_OPERATION_UNEXPECTED | 346 |
| PPPD_POOL_ADDRESSES_EXHAUSTED | 346 |
| PPPD_RADIUS_ADD_SERVER_FAILED | 347 |
| PPPD_RADIUS_ALLOC_PASSWD_FAILED | 347 |
| PPPD_RADIUS_CREATE_FAILED | 347 |
| PPPD_RADIUS_CREATE_REQ_FAILED | 347 |
| PPPD_RADIUS_GETHOSTNAME_FAILED | 347 |
| PPPD_RADIUS_MESSAGE_UNEXPECTED | 348 |
| PPPD_RADIUS_NO_VALID_SERVERS | 348 |
| PPPD_RADIUS_OPEN_FAILED | 348 |
| PPPD_RADIUS_ROUTE_INST_ENOENT | 348 |

Chapter 47 **RDD System Log Messages** **349**

| | |
|-------------------------------------|-----|
| RDD_EVLIB_CREATE_FAILURE | 349 |
| RDD_IFDEV_ADD_FAILURE | 349 |
| RDD_IFDEV_DELETE_FAILURE | 349 |
| RDD_IFDEV_GET_FAILURE | 350 |
| RDD_IFDEV_INCOMPATIBLE_REVERT | 350 |
| RDD_IFDEV_INCOMPATIBLE_SWITCH | 350 |
| RDD_IFDEV_RETRY_NOTICE | 350 |

| | |
|----------------------------------|-----|
| RDD_NEW_INTERFACE_STATE | 351 |
| RDD_TRACE_FILE_OPEN_FAILED | 351 |

Chapter 48**RMOPD System Log Messages 353**

| | |
|--|-----|
| RMOPD_ADDRESS_MULTICAST_INVALID | 353 |
| RMOPD_ADDRESS_SOURCE_INVALID | 353 |
| RMOPD_ADDRESS_STRING_FAILURE | 353 |
| RMOPD_ADDRESS_TARGET_INVALID | 354 |
| RMOPD_ICMP_ADDR_TYPE_UNSUPPORTED | 354 |
| RMOPD_IFINDEX_NOT_ACTIVE | 354 |
| RMOPD_IFINDEX_NO_INFO | 354 |
| RMOPD_IFNAME_NOT_ACTIVE | 354 |
| RMOPD_IFNAME_NO_INFO | 355 |
| RMOPD_ROUTING_INSTANCE_NO_INFO | 355 |
| RMOPD_TRACEROUTE_ERROR | 355 |

Chapter 49**RPD System Log Messages 357**

| | |
|--|-----|
| RPD_ABORT | 357 |
| RPD_ACTIVE_TERMINATE | 357 |
| RPD_ASSERT | 357 |
| RPD_ASSERT_SOFT | 358 |
| RPD_BFD_READ_ERROR | 358 |
| RPD_BFD_WRITE_ERROR | 358 |
| RPD_BGP_NEIGHBOR_STATE_CHANGED | 359 |
| RPD_DYN_CFG_BAD_REQ_OPCODE | 359 |
| RPD_DYN_CFG_GET_PROFILE_FAILED | 359 |
| RPD_DYN_CFG_GET_SNAPSHOT_FAILED | 359 |
| RPD_DYN_CFG_PDB_CLOSE_FAILED | 359 |
| RPD_DYN_CFG_PDB_OPEN_FAILED | 359 |
| RPD_DYN_CFG_PROCESSING_FAILED | 360 |
| RPD_DYN_CFG_REGISTER_FAILED | 360 |
| RPD_DYN_CFG_REQUEST_ACK_FAILED | 360 |
| RPD_DYN_CFG_SCHEMA_OPEN_FAILED | 360 |
| RPD_DYN_CFG_SDB_CLOSE_FAILED | 360 |
| RPD_DYN_CFG_SDB_OPEN_FAILED | 361 |
| RPD_DYN_CFG_SET_CONTEXT_FAILED | 361 |
| RPD_ESIS_ADJDOWN | 361 |
| RPD_ESIS_ADJUP | 361 |
| RPD_EXIT | 361 |
| RPD_IFD_INDEXCOLLISION | 362 |
| RPD_IFD_NAMECOLLISION | 362 |
| RPD_IFL_INDEXCOLLISION | 362 |
| RPD_IFL_NAMECOLLISION | 363 |
| RPD_IGMP_ACCOUNTING_OFF | 363 |
| RPD_IGMP_ACCOUNTING_ON | 363 |
| RPD_IGMP_CFG_CREATE_ENTRY_FAILED | 363 |
| RPD_IGMP_CFG_INVALID_VALUE | 363 |
| RPD_IGMP_DYN_CFG_ALREADY_BOUND | 364 |

| | |
|--|-----|
| RPD_IGMP_DYN_CFG_INVALID_STMT | 364 |
| RPD_IGMP_DYN_CFG_SES_ID_MISMATCH | 364 |
| RPD_IGMP_JOIN | 364 |
| RPD_IGMP_LEAVE | 365 |
| RPD_IGMP_MEMBERSHIP_TIMEOUT | 365 |
| RPD_ISIS_ADJDOWN | 365 |
| RPD_ISIS_ADJUP | 365 |
| RPD_ISIS_ADJUPNOIP | 365 |
| RPD_ISIS_LDP_SYNC | 366 |
| RPD_ISIS_LSPCKSUM | 366 |
| RPD_ISIS_NO_ROUTERID | 366 |
| RPD_ISIS_OVERLOAD | 367 |
| RPD_KRT_CCC_IFL_MODIFY | 367 |
| RPD_KRT_DELETED_RTT | 367 |
| RPD_KRT_IFA_GENERATION | 368 |
| RPD_KRT_IFDCHANGE | 368 |
| RPD_KRT_IFDEST_GET | 368 |
| RPD_KRT_IFDGET | 368 |
| RPD_KRT_IFD_CELL_RELAY_INV_MODE | 369 |
| RPD_KRT_IFD_CELL_RELAY_NO_MODE | 369 |
| RPD_KRT_IFD_GENERATION | 369 |
| RPD_KRT_IFL_CELL_RELAY_INV_MODE | 369 |
| RPD_KRT_IFL_CELL_RELAY_NO_MODE | 370 |
| RPD_KRT_IFL_GENERATION | 370 |
| RPD_KRT_KERNEL_BAD_ROUTE | 370 |
| RPD_KRT_NEXTHOP_OVERFLOW | 370 |
| RPD_KRT_NOIFD | 371 |
| RPD_KRT_VERSION | 371 |
| RPD_KRT_VERSIONNONE | 371 |
| RPD_KRT_VERSIONOLD | 372 |
| RPD_KRT_VPLS_IFL_MODIFY | 372 |
| RPD_L2VPN_LABEL_ALLOC_FAILED | 372 |
| RPD_L2VPN_REMOTE_SITE_COLLISION | 372 |
| RPD_L2VPN_SITE_COLLISION | 373 |
| RPD_LAYER2_VC_DOWN | 373 |
| RPD_LAYER2_VC_UP | 373 |
| RPD_LDP_BFD_DOWN | 373 |
| RPD_LDP_BFD_DOWN_TRACEROUTE_FAIL | 373 |
| RPD_LDP_BFD_UP | 374 |
| RPD_LDP_INTF_BLOCKED | 374 |
| RPD_LDP_INTF_UNBLOCKED | 374 |
| RPD_LDP_NBRDOWN | 374 |
| RPD_LDP_NBRUP | 374 |
| RPD_LDP_SESSIONDOWN | 375 |
| RPD_LDP_SESSIONUP | 375 |
| RPD_LMP_ALLOC_ACK | 375 |
| RPD_LMP_ALLOC_REQUEST_TIMEOUT | 375 |
| RPD_LMP_CONTROL_CHANNEL | 375 |
| RPD_LMP_NO_CALLBACK | 376 |
| RPD_LMP_NO_MEMORY | 376 |
| RPD_LMP_NO_PEER | 376 |

| | |
|--|-----|
| RPD_LMP_PEER | 376 |
| RPD_LMP_PEER_IFL | 376 |
| RPD_LMP_PEER_INDEX | 377 |
| RPD_LMP_RESOURCE | 377 |
| RPD_LMP_RESOURCE_NO_LINK | 377 |
| RPD_LMP_SEND | 377 |
| RPD_LMP_SEND_ALLOCATION_MESSAGE | 377 |
| RPD_LMP_SYSFAIL | 378 |
| RPD_LMP_TE_LINK | 378 |
| RPD_LMP_TE_LINK_INDEX | 378 |
| RPD_LMP_UNEXPECTED_OPCODE | 378 |
| RPD_LOCK_FLOCKED | 378 |
| RPD_LOCK_LOCKED | 379 |
| RPD_MC_DESIGNATED_PE_CHANGE | 379 |
| RPD_MC_LOCAL_DESIGNATED_PE | 379 |
| RPD_MC_OIF_REJECT | 379 |
| RPD_MC_OIF_RE_ADMIT | 380 |
| RPD_MGMT_TIMEOUT | 380 |
| RPD_MIRROR_ERROR | 380 |
| RPD_MIRROR_VERSION_MISMATCH | 380 |
| RPD_MLD_ACCOUNTING_OFF | 381 |
| RPD_MLD_ACCOUNTING_ON | 381 |
| RPD_MLD_CFG_CREATE_ENTRY_FAILED | 381 |
| RPD_MLD_CFG_INVALID_VALUE | 381 |
| RPD_MLD_DYN_CFG_INVALID_STMT | 381 |
| RPD_MLD_DYN_CFG_SES_ID_MISMATCH | 382 |
| RPD_MLD_JOIN | 382 |
| RPD_MLD_LEAVE | 382 |
| RPD_MLD_MEMBERSHIP_TIMEOUT | 382 |
| RPD_MPLS_LSP_BANDWIDTH_CHANGE | 383 |
| RPD_MPLS_LSP_CHANGE | 383 |
| RPD_MPLS_LSP_DOWN | 383 |
| RPD_MPLS_LSP_SWITCH | 383 |
| RPD_MPLS_LSP_UP | 383 |
| RPD_MPLS_OAM_READ_ERROR | 384 |
| RPD_MPLS_OAM_WRITE_ERROR | 384 |
| RPD_MPLS_PATH_BANDWIDTH_CHANGE | 384 |
| RPD_MPLS_PATH_BFD_DOWN | 384 |
| RPD_MPLS_PATH_BFD_UP | 384 |
| RPD_MPLS_PATH_BW_NOT_AVAILABLE | 385 |
| RPD_MPLS_PATH_DOWN | 385 |
| RPD_MPLS_PATH_UP | 385 |
| RPD_MSDP_PEER_DOWN | 385 |
| RPD_MSDP_PEER_UP | 385 |
| RPD_MSDP_SRC_ACTIVE_OVER_LIMIT | 386 |
| RPD_MSDP_SRC_ACTIVE_OVER_THRESH | 386 |
| RPD_MSDP_SRC_ACTIVE_UNDER_LIMIT | 386 |
| RPD_MSDP_SRC_ACTIVE_UNDER_THRESH | 387 |
| RPD_OSPF_CFGNBR_P2P | 387 |
| RPD_OSPF_LDP_SYNC | 387 |
| RPD_OSPF_NBRDOWN | 387 |

| | |
|--|-----|
| RPD_OSPF_NBRUP | 388 |
| RPD_OSPF_OVERLOAD | 388 |
| RPD_OS_MEMHIGH | 388 |
| RPD_PARSE_BAD_LR_NAME | 388 |
| RPD_PARSE_BAD_OPTION | 389 |
| RPD_PARSE_CMD_ARG | 389 |
| RPD_PARSE_CMD_DUPLICATE | 389 |
| RPD_PARSE_CMD_EXTRA | 389 |
| RPD_PIM_NBRDOWN | 390 |
| RPD_PIM_NBRUP | 390 |
| RPD_PPM_READ_ERROR | 390 |
| RPD_PPM_WRITE_ERROR | 390 |
| RPD_RDISC_CKSUM | 390 |
| RPD_RDISC_NOMULTI | 391 |
| RPD_RDISC_NORECVIF | 391 |
| RPD_RDISC_SOLICITADDR | 391 |
| RPD_RDISC_SOLICITCMP | 392 |
| RPD_RDISC_SOLICITLEN | 392 |
| RPD_RIP_AUTH | 392 |
| RPD_RIP_JOIN_BROADCAST | 392 |
| RPD_RIP_JOIN_MULTICAST | 393 |
| RPD_RSVP_BACKUP_DOWN | 393 |
| RPD_RSVP_BYPASS_DOWN | 393 |
| RPD_RSVP_BYPASS_UP | 393 |
| RPD_RSVP_LSP_SWITCH | 393 |
| RPD_RSVP_MAXIMUM_SESSIONS | 394 |
| RPD_RSVP_NBRDOWN | 394 |
| RPD_RSVP_NBRUP | 394 |
| RPD_RT_DUPLICATE_RD | 394 |
| RPD_RT_ERROR | 394 |
| RPD_RT_IFUP | 395 |
| RPD_RT_PATH_LIMIT_BELOW | 395 |
| RPD_RT_PATH_LIMIT_REACHED | 395 |
| RPD_RT_PATH_LIMIT_WARNING | 395 |
| RPD_RT_PREFIX_LIMIT_BELOW | 396 |
| RPD_RT_PREFIX_LIMIT_REACHED | 396 |
| RPD_RT_PREFIX_LIMIT_WARNING | 396 |
| RPD_RT_SHOWMODE | 396 |
| RPD_RT_TAG_ID_ALLOC_FAILED | 396 |
| RPD_SCHED_CALLBACK_LONGRUNTIME | 397 |
| RPD_SCHED_CUMULATIVE_LONGRUNTIME | 397 |
| RPD_SCHED_MODULE_LONGRUNTIME | 397 |
| RPD_SCHED_TASK_LONGRUNTIME | 397 |
| RPD_SIGNAL_TERMINATE | 398 |
| RPD_SNMP_CONN_PROG | 398 |
| RPD_SNMP_CONN_QUIT | 398 |
| RPD_SNMP_CONN_RETRY | 398 |
| RPD_SNMP_INVALID_SOCKET | 398 |
| RPD_SNMP_SOCKOPT_BLOCK | 399 |
| RPD_SNMP_SOCKOPT_RECVBUF | 399 |
| RPD_SNMP_SOCKOPT_SENDBUF | 399 |

| | |
|-----------------------------|-----|
| RPD_START | 399 |
| RPD_SYSTEM | 399 |
| RPD_TASK_BEGIN | 400 |
| RPD_TASK_CHILDKILLED | 400 |
| RPD_TASK_CHILDSTOPPED | 400 |
| RPD_TASK_FORK | 400 |
| RPD_TASK_GETWD | 400 |
| RPD_TASK_MASTERSHIP | 401 |
| RPD_TASK_NOREINIT | 401 |
| RPD_TASK_PIDCLOSED | 401 |
| RPD_TASK_PIDFLOCK | 401 |
| RPD_TASK_PIDWRITE | 401 |
| RPD_TASK_REINIT | 402 |
| RPD_TASK_SIGNALIGNORE | 402 |
| RPD_TRACE_FAILED | 402 |

Chapter 50**RT System Log Messages 403**

| | |
|------------------------------------|-----|
| RT_FLOW_SESSION_CLOSE | 403 |
| RT_FLOW_SESSION_CREATE | 403 |
| RT_FLOW_SESSION_DENY | 403 |
| RT_H323_CALL_LIMIT_EXCEED | 404 |
| RT_H323_NAT_COOKIE_NOT_FOUND | 404 |
| RT_H323_RAS_REQ_FLOOD | 404 |
| RT_IPSEC_BAD_SPI | 404 |
| RT_IPSEC_REPLAY | 404 |
| RT_MGCP_CALL_LIMIT_EXCEED | 405 |
| RT_MGCP_DECODE_FAIL | 405 |
| RT_MGCP_MEM_ALLOC_FAILED | 405 |
| RT_MGCP_REG_NAT_VEC_FAIL | 405 |
| RT_MGCP_REG_RM_FAIL | 405 |
| RT_MGCP_REM_NAT_VEC_FAIL | 405 |
| RT_MGCP_RM_CLIENTID_FAIL | 406 |
| RT_MGCP_UNREG_BY_RM | 406 |
| RT_SCCP_CALL_LIMIT_EXCEED | 406 |
| RT_SCCP_CALL_RATE_EXCEED | 406 |
| RT_SCCP_DECODE_FAIL | 406 |
| RT_SCCP_NAT_COOKIE_NOT_FOUND | 406 |
| RT_SCCP_REM_NAT_VEC_FAIL | 407 |
| RT_SCCP_UNREG_RM_FAIL | 407 |
| RT_SCREEN_ICMP | 407 |
| RT_SCREEN_ICMP_FLOOD | 407 |
| RT_SCREEN_ICMP_FRAG | 407 |
| RT_SCREEN_ICMP_ID | 408 |
| RT_SCREEN_ICMP_LARGE | 408 |
| RT_SCREEN_ICMP_PING_DEATH | 408 |
| RT_SCREEN_IP | 408 |
| RT_SCREEN_IP_BAD_OPT | 408 |
| RT_SCREEN_IP_FRAG | 409 |
| RT_SCREEN_IP_LAND | 409 |

| | |
|-------------------------------------|-----|
| RT_SCREEN_IP_OPT_FILTER_ROUTE | 409 |
| RT_SCREEN_IP_OPT_LSR | 409 |
| RT_SCREEN_IP_OPT_RECORD | 409 |
| RT_SCREEN_IP_OPT_SCHT | 410 |
| RT_SCREEN_IP_OPT_SSR | 410 |
| RT_SCREEN_IP_OPT_STREAM | 410 |
| RT_SCREEN_IP_OPT_TIMESTAMP | 410 |
| RT_SCREEN_IP_SPOOFING | 410 |
| RT_SCREEN_IP_SWEEP | 411 |
| RT_SCREEN_IP_UNKNOWN_PROT | 411 |
| RT_SCREEN_MAL_URL | 411 |
| RT_SCREEN_OVER_SESSION_DST | 411 |
| RT_SCREEN_OVER_SESSION_SRC | 411 |
| RT_SCREEN_PORT_SCAN | 412 |
| RT_SCREEN_SESSION_LIMIT | 412 |
| RT_SCREEN_SYN_ACK_ACK | 412 |
| RT_SCREEN_TCP | 412 |
| RT_SCREEN_TCP_DST_IP | 412 |
| RT_SCREEN_TCP_FIN_NO_ACK | 413 |
| RT_SCREEN_TCP_FRAG | 413 |
| RT_SCREEN_TCP_NO_FLAG | 413 |
| RT_SCREEN_TCP_SRC_IP | 413 |
| RT_SCREEN_TCP_SYN_FIN | 413 |
| RT_SCREEN_TCP_SYN_FLOOD | 414 |
| RT_SCREEN_TEAR_DROP | 414 |
| RT_SCREEN_UDP | 414 |
| RT_SCREEN_UDP_FLOOD | 414 |
| RT_SCREEN_WINNUKE | 414 |
| RT_SIP_CALL_LIMIT_EXCEED | 415 |
| RT_SIP_DECODE_FAIL | 415 |
| RT_SIP_INIT_EP_FAIL | 415 |
| RT_SIP_INIT_LISTENER_FAIL | 415 |
| RT_SIP_MEM_ALLOC_FAILED | 415 |
| RT_SIP_REG_NAT_VEC_FAIL | 415 |
| RT_SIP_REG_RM_FAIL | 416 |
| RT_SIP_REM_NAT_VEC_FAIL | 416 |
| RT_SIP_UNREG_BY_RM | 416 |
| RT_SOURCE_NAT_ALARM_CLEAR | 416 |
| RT_SOURCE_NAT_ALARM_RAISE | 416 |
| RT_SRC_NAT_ALARM_CLEAR | 416 |
| RT_SRC_NAT_ALARM_RAISE | 417 |

Chapter 51**RTLOG System Log Messages****419**

| | |
|-------------------------------|-----|
| RTLOG_SOURCE_INIT | 419 |
| RTLOG_UTP_TCP_SYN_FLOOD | 419 |

| | | |
|-------------------|--|------------|
| Chapter 52 | RTLOGD System Log Messages | 421 |
| | RTLOGD_LOG_BIND_ERROR | 421 |
| | RTLOGD_LOG_READ_ERROR | 421 |
| Chapter 53 | RTPERF System Log Messages | 423 |
| | RTPERF_CPU_THRESHOLD_EXCEEDED | 423 |
| | RTPERF_CPU_USAGE_OK | 423 |
| Chapter 54 | SAVAL System Log Messages | 425 |
| | SAVAL_RTsock_FAILURE | 425 |
| Chapter 55 | SDXD System Log Messages | 427 |
| | SDXD_BEEP_FIN_FAIL | 427 |
| | SDXD_BEEP_INIT_FAIL | 427 |
| | SDXD_CHANNEL_START_FAIL | 427 |
| | SDXD_CONNECT_FAIL | 428 |
| | SDXD_DAEMONIZE_FAIL | 428 |
| | SDXD_EVLIB_FAILURE | 428 |
| | SDXD_KEEPAIVES_MISSED | 428 |
| | SDXD_KEEPAIVE_SEND_FAIL | 428 |
| | SDXD_MGMT_SOCKET_IO | 429 |
| | SDXD_OUT_OF_MEMORY | 429 |
| | SDXD_PID_FILE_UPDATE | 429 |
| | SDXD_SOCKET_FAILURE | 429 |
| Chapter 56 | SNMP System Log Messages | 431 |
| | SNMP_GET_ERROR1 | 431 |
| | SNMP_GET_ERROR2 | 431 |
| | SNMP_GET_ERROR3 | 432 |
| | SNMP_GET_ERROR4 | 432 |
| | SNMP_RTSLIB_FAILURE | 432 |
| | SNMP_TRAP_LINK_DOWN | 432 |
| | SNMP_TRAP_LINK_UP | 433 |
| | SNMP_TRAP_TRACERT_PATH_CHANGE | 433 |
| | SNMP_TRAP_TRACERT_TEST_COMPLETED | 433 |
| | SNMP_TRAP_TRACERT_TEST_FAILED | 433 |
| Chapter 57 | SNMPD System Log Messages | 435 |
| | SNMPD_AUTH_FAILURE | 435 |
| | SNMPD_AUTH_PRIVILEGES_EXCEEDED | 435 |
| | SNMPD_AUTH_RESTRICTED_ADDRESS | 435 |

| | |
|-------------------------------------|-----|
| SNMPD_AUTH_WRONG_PDU_TYPE | 436 |
| SNMPD_BIND_INFO | 436 |
| SNMPD_CONFIG_ERROR | 436 |
| SNMPD_CONTEXT_ERROR | 436 |
| SNMPD_FILE_FAILURE | 437 |
| SNMPD_GROUP_ERROR | 437 |
| SNMPD_HEALTH_MON_THRESH_CROSS | 437 |
| SNMPD_INIT_FAILED | 437 |
| SNMPD_LIBJUNIPER_FAILURE | 438 |
| SNMPD_RADIX_FAILURE | 438 |
| SNMPD_RECEIVE_FAILURE | 438 |
| SNMPD_RMONFILE_FAILURE | 439 |
| SNMPD_RMON_COOKIE | 439 |
| SNMPD_RMON_EVENTLOG | 439 |
| SNMPD_RMON_MIBERROR | 439 |
| SNMPD_RTSLIB_ASYNC_EVENT | 440 |
| SNMPD_SEND_FAILURE | 440 |
| SNMPD_SET_FAILED | 440 |
| SNMPD_SMOID_GEN_FAILURE | 440 |
| SNMPD_SOCKET_FAILURE | 441 |
| SNMPD_SOCKET_FATAL_FAILURE | 441 |
| SNMPD_SYSLIB_FAILURE | 441 |
| SNMPD_SYSOID_FAILURE | 441 |
| SNMPD_SYSOID_GEN_FAILURE | 442 |
| SNMPD_THROTTLE_QUEUE_DRAINED | 442 |
| SNMPD_TRAP_COLD_START | 442 |
| SNMPD_TRAP_GEN_FAILURE | 442 |
| SNMPD_TRAP_INVALID_DATA | 443 |
| SNMPD_TRAP_QUEUED | 443 |
| SNMPD_TRAP_QUEUE_DRAINED | 443 |
| SNMPD_TRAP_QUEUE_MAX_ATTEMPTS | 443 |
| SNMPD_TRAP_QUEUE_MAX_SIZE | 443 |
| SNMPD_TRAP_THROTTLED | 444 |
| SNMPD_TRAP_WARM_START | 444 |
| SNMPD_USER_ERROR | 444 |

Chapter 58**SPD System Log Messages****445**

| | |
|------------------------------------|-----|
| SPD_CONFIGURATION_COMPILE | 445 |
| SPD_CONN_FATAL_FAILURE | 445 |
| SPD_CONN_NO_REPLY | 445 |
| SPD_CONN_OPEN_FAILURE | 445 |
| SPD_CONN_SEND_FAILURE | 446 |
| SPD_CONN_UNEXPECTED_MSG | 446 |
| SPD_DAEMONIZE_FAILED | 446 |
| SPD_DB_IF_ADD_FAILURE | 446 |
| SPD_DB_IF_ALLOC_FAILURE | 447 |
| SPD_DB_SVC_SET_ADD_FAILURE | 447 |
| SPD_DB_SVC_SET_ALLOC_FAILURE | 447 |
| SPD_DUPLICATE | 447 |

| | |
|---------------------------------------|-----|
| SPD_EVLIB_CREATE_FAILURE | 447 |
| SPD_EVLIB_EXIT_FAILURE | 448 |
| SPD_NOT_ROOT | 448 |
| SPD_OUT_OF_MEMORY | 448 |
| SPD_PID_FILE_LOCK | 448 |
| SPD_PID_FILE_UPDATE | 448 |
| SPD_SERVICE_NEXT_HOP_ADD_FAILED | 449 |
| SPD_SERVICE_NEXT_HOP_DEL_FAILED | 449 |
| SPD_TRAP_OID_GEN_FAILED | 449 |
| SPD_TRAP_REQUEST_FAILURE | 449 |
| SPD_USAGE | 449 |

Chapter 59**TASK System Log Messages****451**

| | |
|---------------------------------------|-----|
| TASK_ABORT | 451 |
| TASK_ACTIVE_TERMINATE | 451 |
| TASK_ASSERT | 451 |
| TASK_ASSERT_SOFT | 452 |
| TASK_EXIT | 452 |
| TASK_LOCK_FLOCKED | 452 |
| TASK_LOCK_LOCKED | 453 |
| TASK_MGMT_TIMEOUT | 453 |
| TASK_OS_MEMHIGH | 453 |
| TASK_SCHED_CALLBACK_LONGRUNTIME | 453 |
| TASK_SCHED_CUMULATIVE_RUNTIME | 454 |
| TASK_SCHED_MODULE_LONGRUNTIME | 454 |
| TASK_SCHED_TASK_LONGRUNTIME | 454 |
| TASK_SIGNAL_TERMINATE | 454 |
| TASK_START | 454 |
| TASK_SYSTEM | 455 |
| TASK_TASK_BEGIN | 455 |
| TASK_TASK_CHILDKILLED | 455 |
| TASK_TASK_CHILDSTOPPED | 455 |
| TASK_TASK_FORK | 455 |
| TASK_TASK_GETWD | 456 |
| TASK_TASK_NOREINIT | 456 |
| TASK_TASK_PIDCLOSED | 456 |
| TASK_TASK_PIDFLOCK | 456 |
| TASK_TASK_PIDWRITE | 456 |
| TASK_TASK_REINIT | 457 |
| TASK_TASK_SIGNALIGNORE | 457 |
| TASK_TRACE_FAILED | 457 |

Chapter 60**TFTPD System Log Messages****459**

| | |
|--------------------------|-----|
| TFTPD_AF_ERR | 459 |
| TFTPD_BIND_ERR | 459 |
| TFTPD_CONNECT_ERR | 459 |
| TFTPD_CONNECT_INFO | 459 |
| TFTPD_CREATE_ERR | 460 |

| | |
|-------------------------------|-----|
| TFTPD_FIO_ERR | 460 |
| TFTPD_FORK_ERR | 460 |
| TFTPD_NAK_ERR | 460 |
| TFTPD_OPEN_ERR | 460 |
| TFTPD_RECVCOMPLETE_INFO | 461 |
| TFTPD_RECVFROM_ERR | 461 |
| TFTPD_RECV_ERR | 461 |
| TFTPD_SENDCOMPLETE_INFO | 461 |
| TFTPD_SEND_ERR | 461 |
| TFTPD_SOCKET_ERR | 462 |
| TFTPD_STATFS_ERR | 462 |

Chapter 61**UI System Log Messages****463**

| | |
|------------------------------------|-----|
| UI_AUTH_EVENT | 463 |
| UI_AUTH_INVALID_CHALLENGE | 463 |
| UI_BOOTTIME_FAILED | 463 |
| UI_CFG_AUDIT_NEW | 464 |
| UI_CFG_AUDIT_OTHER | 464 |
| UI_CFG_AUDIT_SET | 464 |
| UI_CFG_AUDIT_SET_SECRET | 464 |
| UI_CHILD_ARGS_EXCEEDED | 464 |
| UI_CHILD_CHANGE_USER | 465 |
| UI_CHILD_EXEC | 465 |
| UI_CHILD_EXITED | 465 |
| UI_CHILD_FOPEN | 465 |
| UI_CHILD_PIPE_FAILED | 466 |
| UI_CHILD_STOPPED | 466 |
| UI_CHILD_WAITPID | 466 |
| UI_CMDLINE_READ_LINE | 467 |
| UI_CMD_AUTH_REGEX_INVALID | 467 |
| UI_COMMIT | 467 |
| UI_COMMIT_AT_ABORT | 467 |
| UI_COMMIT_AT_COMPLETED | 467 |
| UI_COMMIT_AT_FAILED | 468 |
| UI_COMMIT_COMPRESS_FAILED | 468 |
| UI_COMMIT_CONFIRMED_REMINDER | 468 |
| UI_COMMIT_EMPTY_CONTAINER | 468 |
| UI_COMMIT_NOT_CONFIRMED | 469 |
| UI_COMMIT_PROGRESS | 469 |
| UI_COMMIT_ROLLBACK_FAILED | 469 |
| UI_COMMIT_SYNC_FORCE | 470 |
| UI_CONFIGURATION_ERROR | 470 |
| UI_CONFIGURATION_WARNING | 470 |
| UI_DAEMON_ACCEPT_FAILED | 470 |
| UI_DAEMON_FORK_FAILED | 470 |
| UI_DAEMON_SELECT_FAILED | 471 |
| UI_DAEMON_SOCKET_FAILED | 471 |
| UI_DBASE_ACCESS_FAILED | 471 |
| UI_DBASE_CHECKOUT_FAILED | 472 |

| | |
|--|-----|
| UI_DBASE_EXTEND_FAILED | 472 |
| UI_DBASE_LOGIN_EVENT | 472 |
| UI_DBASE_LOGOUT_EVENT | 472 |
| UI_DBASE_MISMATCH_EXTENT | 473 |
| UI_DBASE_MISMATCH_MAJOR | 473 |
| UI_DBASE_MISMATCH_MINOR | 473 |
| UI_DBASE_MISMATCH_SEQUENCE | 474 |
| UI_DBASE_MISMATCH_SIZE | 474 |
| UI_DBASE_OPEN_FAILED | 474 |
| UI_DBASE_REBUILD_FAILED | 475 |
| UI_DBASE_REBUILD_SCHEMA_FAILED | 475 |
| UI_DBASE_REBUILD_STARTED | 475 |
| UI_DBASE_RECREATE | 476 |
| UI_DBASE_REOPEN_FAILED | 476 |
| UI_DUPLICATE_UID | 476 |
| UI_FACTORY_OPERATION | 476 |
| UI_INITIALSETUP_OPERATION | 477 |
| UI_INVALID_REMOTE_PERMISSION | 477 |
| UI_JUNOSCRIPT_CMD | 477 |
| UI_JUNOSCRIPT_ERROR | 477 |
| UI_LCC_NO_MASTER | 477 |
| UI_LOAD_EVENT | 478 |
| UI_LOAD_JUNOS_DEFAULT_FILE_EVENT | 478 |
| UI_LOGIN_EVENT | 478 |
| UI_LOGOUT_EVENT | 478 |
| UI_LOST_CONN | 478 |
| UI_MASTERSHIP_EVENT | 479 |
| UI_MGD_TERMINATE | 479 |
| UI_MOTD_PROPAGATE_ERROR | 479 |
| UI_NETCONF_CMD | 479 |
| UI_NETCONF_ERROR | 480 |
| UI_PARSE_JUNOSCRIPT_ATTRIBUTES | 480 |
| UI_READ_FAILED | 480 |
| UI_READ_TIMEOUT | 480 |
| UI_REBOOT_EVENT | 480 |
| UI_RESCUE_OPERATION | 481 |
| UI_RESTART_EVENT | 481 |
| UI_SCHEMA_CHECKOUT_FAILED | 481 |
| UI_SCHEMA_MISMATCH_MAJOR | 481 |
| UI_SCHEMA_MISMATCH_SEQUENCE | 482 |
| UI_SCHEMA_SEQUENCE_ERROR | 482 |
| UI_TACPLUS_ERROR | 482 |
| UI_VERSION_FAILED | 483 |
| UI_WRITE_RECONNECT | 483 |

Chapter 62**VCCPD System Log Messages****485**

| | |
|-----------------------------|-----|
| VCCPD_KNL_VERSION | 485 |
| VCCPD_KNL_VERSIONNONE | 485 |
| VCCPD_KNL_VERSIONOLD | 485 |

| | |
|-------------------------------|-----|
| VCCPD_PROTOCOL_ADJDOWN | 486 |
| VCCPD_PROTOCOL_ADJUP | 486 |
| VCCPD_PROTOCOL_LSPCKSUM | 486 |
| VCCPD_PROTOCOL_OVERLOAD | 486 |
| VCCPD_SYSTEM | 487 |

Chapter 63**VRRPD System Log Messages****489**

| | |
|-------------------------------------|-----|
| VRRPD_ADVERT_TIME_MISMATCH | 489 |
| VRRPD_AUTH_INFO_INVALID | 489 |
| VRRPD_GET_TRAP_HEADER_FAILED | 490 |
| VRRPD_LINK_LOCAL_ADD_MISMATCH | 490 |
| VRRPD_MISSING_VIP | 490 |
| VRRPD_NEW_BACKUP | 490 |
| VRRPD_NEW_MASTER | 491 |
| VRRPD_VIP_COUNT_MISMATCH | 491 |

Chapter 64**WEB System Log Messages****493**

| | |
|----------------------------------|-----|
| WEB_AUTH_FAIL | 493 |
| WEB_AUTH_SUCCESS | 493 |
| WEB_AUTH_TIME_EXCEEDED | 493 |
| WEB_CERT_FILE_NOT_FOUND | 493 |
| WEB_CHILD_STATE | 494 |
| WEB_CONFIG_OPEN_ERROR | 494 |
| WEB_CONFIG_WRITE_ERROR | 494 |
| WEB_COULDNT_START_HTTPD | 494 |
| WEB_EVENTLIB_INIT | 494 |
| WEB_KEYPAIR_FILE_NOT_FOUND | 494 |
| WEB_MGD_BIND_ERROR | 495 |
| WEB_MGD_CHMOD_ERROR | 495 |
| WEB_MGD_CONNECT_ERROR | 495 |
| WEB_MGD_FCNTL_ERROR | 495 |
| WEB_MGD_LISTEN_ERROR | 495 |
| WEB_MGD_RECVMSG_PEEK_ERROR | 495 |
| WEB_MGD_SOCKET_ERROR | 496 |
| WEB_PIDFILE_LOCK | 496 |
| WEB_PIDFILE_UPDATE | 496 |
| WEB_UNAME_FAILED | 496 |
| WEB_WEBAUTH_AUTH_FAIL | 497 |
| WEB_WEBAUTH_AUTH_OK | 497 |
| WEB_WEBAUTH_CONNECT_FAIL | 497 |

Part 3**Index**

| | |
|-------------|-----|
| Index | 501 |
|-------------|-----|

About This Guide

This preface provides the following guidelines for using the *JUNOS® Software System Log Messages Reference*:

- Objectives on page xlvii
- Audience on page xlvii
- Supported Routing Platforms on page xlviii
- Using the Examples in This Manual on page xlviii
- Documentation Conventions on page l
- List of Technical Publications on page li
- Documentation Feedback on page lix
- Requesting Technical Support on page lix

Objectives

This reference describes system log messages generated by the JUNOS software. Use the information to interpret system log messages and determine the appropriate corrective action for error conditions



NOTE: This guide documents Release 9.3 of the JUNOS software. For additional information about the JUNOS software—either corrections to or information that might have been omitted from this guide—see the software release notes at <http://www.juniper.net/>.

Audience

This guide is designed for network administrators who are configuring and monitoring a Juniper Networks M-series, MX-series, T-series, EX-series, or J-series routing platform.

To use this reference, you need a broad understanding of networks in general, the Internet in particular, networking principles, and network configuration. You must also be familiar with one or more of the following Internet routing protocols:

- Border Gateway Protocol (BGP)
- Distance Vector Multicast Routing Protocol (DVMRP)
- Intermediate System-to-Intermediate System (IS-IS)

- Internet Control Message Protocol (ICMP) router discovery
- Internet Group Management Protocol (IGMP)
- Multiprotocol Label Switching (MPLS)
- Open Shortest Path First (OSPF)
- Protocol-Independent Multicast (PIM)
- Resource Reservation Protocol (RSVP)
- Routing Information Protocol (RIP)
- Simple Network Management Protocol (SNMP)

Personnel operating the equipment must be trained and competent; must not conduct themselves in a careless, willfully negligent, or hostile manner; and must abide by the instructions provided by the documentation.

Supported Routing Platforms

For the features described in this manual, the JUNOS software currently supports the following routing platforms:

- J-series
- M-series
- MX-series
- T-series
- EX-series

Using the Examples in This Manual

If you want to use the examples in this manual, you can use the **load merge** or the **load merge relative** command. These commands cause the software to merge the incoming configuration into the current candidate configuration. If the example configuration contains the top level of the hierarchy (or multiple hierarchies), the example is a *full example*. In this case, use the **load merge** command

If the example configuration does not start at the top level of the hierarchy, the example is a *snippet*. In this case, use the **load merge relative** command. These procedures are described in the following sections.

Merging a Full Example

To merge a full example, follow these steps:

1. From the HTML or PDF version of the manual, copy a configuration example into a text file, save the file with a name, and copy the file to a directory on your routing platform.

For example, copy the following configuration to a file and name the file `ex-script.conf`. Copy the `ex-script.conf` file to the `/var/tmp` directory on your routing platform.

```
system {
  scripts {
    commit {
      file ex-script.xsl;
    }
  }
}
interfaces {
  fxp0 {
    disable;
    unit 0 {
      family inet {
        address 10.0.0.1/24;
      }
    }
  }
}
```

2. Merge the contents of the file into your routing platform configuration by issuing the `load merge` configuration mode command:

```
[edit]
user@host# load merge /var/tmp/ex-script.conf
load complete
```

Merging a Snippet

To merge a snippet, follow these steps:

1. From the HTML or PDF version of the manual, copy a configuration snippet into a text file, save the file with a name, and copy the file to a directory on your routing platform.

For example, copy the following snippet to a file and name the file `ex-script-snippet.conf`. Copy the `ex-script-snippet.conf` file to the `/var/tmp` directory on your routing platform.

```
commit {
  file ex-script-snippet.xsl;
}
```

2. Move to the hierarchy level that is relevant for this snippet by issuing the following configuration mode command:

```
[edit]
user@host# edit system scripts
[edit system scripts]
```

3. Merge the contents of the file into your routing platform configuration by issuing the `load merge relative` configuration mode command:

```
[edit system scripts]
user@host# load merge relative /var/tmp/ex-script-snippet.conf
load complete
```

For more information about the load command, see the *JUNOS CLI User Guide*

Documentation Conventions

Table 1 on page I defines notice icons used in this guide.

Table 1: Notice Icons





| Icon | Meaning | Description |
|---|--------------------|---|
|  | Informational note | Indicates important features or instructions. |
|  | Caution | Indicates a situation that might result in loss of data or hardware damage. |
|  | Warning | Alerts you to the risk of personal injury or death. |
|  | Laser warning | Alerts you to the risk of personal injury from a laser. |

Table 2 on page I defines the text and syntax conventions used in this guide.

Table 2: Text and Syntax Conventions

| Convention | Description | Examples |
|------------------------------|--|--|
| Bold text like this | Represents text that you type. | To enter configuration mode, type the <code>configure</code> command: user@host> configure |
| Fixed-width text like this | Represents output that appears on the terminal screen. | user@host> show chassis alarms No alarms currently active |
| <i>Italic text like this</i> | <ul style="list-style-type: none">Introduces important new terms.Identifies book names.Identifies RFC and Internet draft titles. | <ul style="list-style-type: none">A policy <i>term</i> is a named structure that defines match conditions and actions.<i>JUNOS System Basics Configuration Guide</i>RFC 1997, <i>BGP Communities Attribute</i> |

Table 2: Text and Syntax Conventions (*continued*)

| Convention | Description | Examples |
|--------------------------------|---|---|
| <i>Italic text like this</i> | Represents variables (options for which you substitute a value) in commands or configuration statements. | Configure the machine's domain name: [edit] root@# set system domain-name <i>domain-name</i> |
| Plain text like this | Represents names of configuration statements, commands, files, and directories; IP addresses; configuration hierarchy levels; or labels on routing platform components. | <ul style="list-style-type: none"> ■ To configure a stub area, include the stub statement at the [edit protocols ospf area area-id] hierarchy level. ■ The console port is labeled CONSOLE. |
| < > (angle brackets) | Enclose optional keywords or variables. | stub <default-metric <i>metric</i> >; |
| (pipe symbol) | Indicates a choice between the mutually exclusive keywords or variables on either side of the symbol. The set of choices is often enclosed in parentheses for clarity. | broadcast multicast (<i>string1</i> <i>string2</i> <i>string3</i>) |
| # (pound sign) | Indicates a comment specified on the same line as the configuration statement to which it applies. | rsvp { # Required for dynamic MPLS only |
| [] (square brackets) | Enclose a variable for which you can substitute one or more values. | community name members [<i>community-ids</i>] |
| Indentation and braces ({ }) | Identify a level in the configuration hierarchy. | [edit] routing-options { static { route default { nexthop <i>address</i> ; retain; } } } |
| ; (semicolon) | Identifies a leaf statement at a configuration hierarchy level. | |
| J-Web GUI Conventions | | |
| Bold text like this | Represents J-Web graphical user interface (GUI) items you click or select. | <ul style="list-style-type: none"> ■ In the Logical Interfaces box, select All Interfaces. ■ To cancel the configuration, click Cancel. |
| > (bold right angle bracket) | Separates levels in a hierarchy of J-Web selections. | In the configuration editor hierarchy, select Protocols > Ospf . |

List of Technical Publications

Table 3 on page lii lists the software and hardware guides and release notes for Juniper Networks J-series, M-series, MX-series, and T-series routing platforms and describes the contents of each document. Table 4 on page lvi lists the books included

in the *Network Operations Guide* series. Table 5 on page lvii lists the manuals and release notes supporting JUNOS software with enhanced services. All documents are available at <http://www.juniper.net/techpubs/>.

Table 6 on page lviii lists additional books on Juniper Networks solutions that you can order through your bookstore. A complete list of such books is available at <http://www.juniper.net/books>.

Table 3: Technical Documentation for Supported Routing Platforms

| Book | Description |
|---|---|
| JUNOS Software for Supported Routing Platforms | |
| <i>Access Privilege</i> | Explains how to configure access privileges in user classes by using permission flags and regular expressions. Lists the permission flags along with their associated command-line interface (CLI) operational mode commands and configuration statements. |
| <i>Class of Service</i> | Provides an overview of the class-of-service (CoS) functions of the JUNOS software and describes how to configure CoS features, including configuring multiple forwarding classes for transmitting packets, defining which packets are placed into each output queue, scheduling the transmission service level for each queue, and managing congestion through the random early detection (RED) algorithm. |
| <i>CLI User Guide</i> | Describes how to use the JUNOS command-line interface (CLI) to configure, monitor, and manage Juniper Networks routing platforms. This material was formerly covered in the <i>JUNOS System Basics Configuration Guide</i> . |
| <i>Feature Guide</i> | Provides a detailed explanation and configuration examples for several of the most complex features in the JUNOS software. |
| <i>High Availability</i> | Provides an overview of hardware and software resources that ensure a high level of continuous routing platform operation and describes how to configure high availability (HA) features such as nonstop active routing (NSR) and graceful Routing Engine switchover (GRES). |
| <i>MPLS Applications</i> | Provides an overview of traffic engineering concepts and describes how to configure traffic engineering protocols. |
| <i>Multicast Protocols</i> | Provides an overview of multicast concepts and describes how to configure multicast routing protocols. |
| <i>Multiplay Solutions</i> | Describes how you can deploy IPTV and voice over IP (VoIP) services in your network. |
| <i>MX-series Layer 2 Configuration Guide</i> | Provides an overview of the Layer 2 functions of the MX-series routers, including configuring bridging domains, MAC address and VLAN learning and forwarding, and spanning-tree protocols. It also details the routing instance types used by Layer 2 applications. All of this material was formerly covered in the <i>JUNOS Routing Protocols Configuration Guide</i> . |

Table 3: Technical Documentation for Supported Routing Platforms (*continued*)

| Book | Description |
|--|--|
| <i>MX-series Layer 2 Solutions Guide</i> | Describes common configuration scenarios for the Layer 2 features supported on the MX-series routers, including basic bridged VLANs with normalized VLAN tags, aggregated Ethernet links, bridge domains, Multiple Spanning Tree Protocol (MSTP), and integrated routing and bridging (IRB). |
| <i>Network Interfaces</i> | Provides an overview of the network interface functions of the JUNOS software and describes how to configure the network interfaces on the routing platform. |
| <i>Network Management</i> | Provides an overview of network management concepts and describes how to configure various network management features, such as SNMP and accounting options. |
| <i>Policy Framework</i> | Provides an overview of policy concepts and describes how to configure routing policy, firewall filters, and forwarding options. |
| <i>Protected System Domain</i> | Provides an overview of the JCS 1200 platform and the concept of Protected System Domains (PSDs). The JCS 1200 platform, which contains up to six redundant pairs of Routing Engines running JUNOS software, is connected to a T320 router or to a T640 or T1600 routing node. To configure a PSD, you assign any number of Flexible PIC concentrators (FPCs) in the T-series routing platform to a pair of Routing Engines on the JCS 1200 platform. Each PSD has the same capabilities and functionality as a physical router, with its own control plane, forwarding plane, and administration. |
| <i>Routing Protocols</i> | Provides an overview of routing concepts and describes how to configure routing instances, and unicast routing protocols. |
| <i>Secure Configuration Guide for Common Criteria and JUNOS-FIPS</i> | Provides an overview of secure Common Criteria and JUNOS-FIPS protocols for the JUNOS software and describes how to install and configure secure Common Criteria and JUNOS-FIPS on a routing platform. |
| <i>Services Interfaces</i> | Provides an overview of the services interfaces functions of the JUNOS software and describes how to configure the services interfaces on the router. |
| <i>Software Installation and Upgrade Guide</i> | Describes the JUNOS software components and packaging and explains how to initially configure, reinstall, and upgrade the JUNOS system software. This material was formerly covered in the <i>JUNOS System Basics Configuration Guide</i> . |
| <i>Subscriber Access</i> | Provides an overview of the subscriber access features of the JUNOS software and describes how to configure subscriber access support on the router, including dynamic profiles, class of service, AAA, and access methods. |
| <i>System Basics</i> | Describes Juniper Networks routing platforms and explains how to configure basic system parameters, supported protocols and software processes, authentication, and a variety of utilities for managing your router on the network. |

Table 3: Technical Documentation for Supported Routing Platforms (*continued*)

| Book | Description |
|---|---|
| <i>VPNs</i> | Provides an overview and describes how to configure Layer 2 and Layer 3 virtual private networks (VPNs), virtual private LAN service (VPLS), and Layer 2 circuits. Provides configuration examples. |
| JUNOS References | |
| <i>Hierarchy and RFC Reference</i> | Describes the JUNOS configuration mode commands. Provides a hierarchy reference that displays each level of a configuration hierarchy, and includes all possible configuration statements that can be used at that level. This material was formerly covered in the <i>JUNOS System Basics Configuration Guide</i> . |
| <i>Interfaces Command Reference</i> | Describes the JUNOS software operational mode commands you use to monitor and troubleshoot interfaces. |
| <i>Routing Protocols and Policies Command Reference</i> | Describes the JUNOS software operational mode commands you use to monitor and troubleshoot routing policies and protocols, including firewall filters. |
| <i>System Basics and Services Command Reference</i> | Describes the JUNOS software operational mode commands you use to monitor and troubleshoot system basics, including commands for real-time monitoring and route (or path) tracing, system software management, and chassis management. Also describes commands for monitoring and troubleshooting services such as class of service (CoS), IP Security (IPsec), stateful firewalls, flow collection, and flow monitoring. |
| <i>System Log Messages Reference</i> | Describes how to access and interpret system log messages generated by JUNOS software modules and provides a reference page for each message. |
| J-Web User Guide | |
| <i>J-Web Interface User Guide</i> | Describes how to use the J-Web graphical user interface (GUI) to configure, monitor, and manage Juniper Networks routing platforms. |
| JUNOS API and Scripting Documentation | |
| <i>JUNOScript API Guide</i> | Describes how to use the JUNOScript application programming interface (API) to monitor and configure Juniper Networks routing platforms. |
| <i>JUNOS XML API Configuration Reference</i> | Provides reference pages for the configuration tag elements in the JUNOS XML API. |
| <i>JUNOS XML API Operational Reference</i> | Provides reference pages for the operational tag elements in the JUNOS XML API. |
| <i>NETCONF API Guide</i> | Describes how to use the NETCONF API to monitor and configure Juniper Networks routing platforms. |

Table 3: Technical Documentation for Supported Routing Platforms (*continued*)

| Book | Description |
|--|---|
| <i>JUNOS Configuration and Diagnostic Automation Guide</i> | Describes how to use the commit script and self-diagnosis features of the JUNOS software. This guide explains how to enforce custom configuration rules defined in scripts, how to use commit script macros to provide simplified aliases for frequently used configuration statements, and how to configure diagnostic event policies. |
| Hardware Documentation | |
| <i>Hardware Guide</i> | Describes how to install, maintain, and troubleshoot routing platforms and components. Each platform has its own hardware guide. |
| <i>PIC Guide</i> | Describes the routing platform's Physical Interface Cards (PICs). Each platform has its own PIC guide. |
| <i>DPC Guide</i> | Describes the Dense Port Concentrators (DPCs) for all MX-series routers. |
| JUNOScope Documentation | |
| <i>JUNOScope Software User Guide</i> | Describes the JUNOScope software graphical user interface (GUI), how to install and administer the software, and how to use the software to manage routing platform configuration files and monitor routing platform operations. |
| Advanced Insight Solutions (AIS) Documentation | |
| <i>Advanced Insight Solutions Guide</i> | Describes the Advanced Insight Manager (AIM) application, which provides a gateway between JUNOS devices and Juniper Support Systems (JSS) for case management and intelligence updates. Explains how to run AI-Scripts on Juniper Networks devices. |
| J-series Routing Platform Documentation | |
| <i>Getting Started Guide</i> | Provides an overview, basic instructions, and specifications for J-series routing platforms. The guide explains how to prepare your site for installation, unpack and install the router and its components, install licenses, and establish basic connectivity. Use the <i>Getting Started Guide</i> for your router model. |
| <i>Basic LAN and WAN Access Configuration Guide</i> | Explains how to configure the interfaces on J-series Services Routers for basic IP routing with standard routing protocols, ISDN backup, and digital subscriber line (DSL) connections. |
| <i>Advanced WAN Access Configuration Guide</i> | Explains how to configure J-series Services Routers in virtual private networks (VPNs) and multicast networks, configure data link switching (DLSw) services, and apply routing techniques such as policies, stateless and stateful firewall filters, IP Security (IPsec) tunnels, and class-of-service (CoS) classification for safer, more efficient routing. |
| <i>Administration Guide</i> | Shows how to manage users and operations, monitor network performance, upgrade software, and diagnose common problems on J-series Services Routers. |
| Release Notes | |

Table 3: Technical Documentation for Supported Routing Platforms (*continued*)

| Book | Description |
|---|---|
| <i>JUNOS Release Notes</i> | Summarize new features and known problems for a particular software release, provide corrections and updates to published JUNOS, JUNOScript, and NETCONF manuals, provide information that might have been omitted from the manuals, and describe upgrade and downgrade procedures. |
| <i>Hardware Release Notes</i> | Describe the available documentation for the routing platform and summarize known problems with the hardware and accompanying software. Each platform has its own release notes. |
| <i>JUNOScope Release Notes</i> | Contain corrections and updates to the published JUNOScope manual, provide information that might have been omitted from the manual, and describe upgrade and downgrade procedures. |
| <i>AIS Release Notes</i> | Summarize AIS new features and guidelines, identify known and resolved problems, provide information that might have been omitted from the manuals, and provide initial setup, upgrade, and downgrade procedures. |
| <i>AIS AI-Scripts Release Notes</i> | Summarize AI-Scripts new features, identify known and resolved problems, provide information that might have been omitted from the manuals, and provide instructions for automatic and manual installation, including deleting and rolling back. |
| <i>J-series Services Router Release Notes</i> | Briefly describe Services Router features, identify known hardware problems, and provide upgrade and downgrade instructions. |

Table 4: JUNOS Software Network Operations Guides

| Book | Description |
|---------------------------|--|
| <i>Baseline</i> | Describes the most basic tasks for running a network using Juniper Networks products. Tasks include upgrading and reinstalling JUNOS software, gathering basic system management information, verifying your network topology, and searching log messages. |
| <i>Interfaces</i> | Describes tasks for monitoring interfaces. Tasks include using loopback testing and locating alarms. |
| <i>MPLS</i> | Describes tasks for configuring, monitoring, and troubleshooting an example MPLS network. Tasks include verifying the correct configuration of the MPLS and RSVP protocols, displaying the status and statistics of MPLS running on all routing platforms in the network, and using the layered MPLS troubleshooting model to investigate problems with an MPLS network. |
| <i>MPLS Log Reference</i> | Describes MPLS status and error messages that appear in the output of the <code>show mpls lsp extensive</code> command. The guide also describes how and when to configure Constrained Shortest Path First (CSPF) and RSVP trace options, and how to examine a CSPF or RSVP failure in a sample network. |

Table 4: JUNOS Software Network Operations Guides (*continued*)

| Book | Description |
|--------------------------|--|
| <i>MPLS Fast Reroute</i> | Describes operational information helpful in monitoring and troubleshooting an MPLS network configured with fast reroute (FRR) and load balancing. |
| <i>Hardware</i> | Describes tasks for monitoring M-series and T-series routing platforms. |

To configure and operate a J-series Services Router running JUNOS software with enhanced services, you must also use the configuration statements and operational mode commands documented in JUNOS configuration guides and command references. To configure and operate a WX Integrated Services Module, you must also use WX documentation.

Table 5: JUNOS Software with Enhanced Services Documentation

| Book | Description |
|--|--|
| All Platforms | |
| <i>JUNOS Software Interfaces and Routing Configuration Guide</i> | Explains how to configure J-series interfaces for basic IP routing with standard routing protocols, ISDN service, firewall filters (access control lists), and class-of-service (CoS) traffic classification. |
| <i>JUNOS Software Security Configuration Guide</i> | Explains how to configure and manage security services such as stateful firewall policies, IP Security (IPsec) virtual private networks (VPNs), firewall screens, Network Address Translation (NAT), Public Key Cryptography, and Application Layer Gateways (ALGs). |
| <i>JUNOS Software Administration Guide</i> | Shows how to monitor J-series devices and routing operations, firewall and security services, system alarms and events, and network performance. This guide also shows how to administer user authentication and access, upgrade software, and diagnose common problems. |
| <i>JUNOS Software CLI Reference</i> | Provides the complete JUNOS software with enhanced services configuration hierarchy and describes the configuration statements and operational mode commands not documented in the standard JUNOS manuals. |
| J-series Only | |
| <i>JUNOS Software with Enhanced Services Design and Implementation Guide</i> | Provides guidelines and examples for designing and implementing IPsec VPNs, firewalls, and routing on J-series Services Routers running JUNOS software with enhanced services. |
| <i>JUNOS Software with Enhanced Services Quick Start</i> | Explains how to quickly set up a J-series Services Router. This document contains router declarations of conformity. |

Table 5: JUNOS Software with Enhanced Services Documentation (continued)

| Book | Description |
|---|--|
| <i>JUNOS Software with Enhanced Services J-series Services Router Hardware Guide</i> | Provides an overview, basic instructions, and specifications for J-series Services Routers. This guide explains how to prepare a site, unpack and install the router, replace router hardware, and establish basic router connectivity. This guide contains hardware descriptions and specifications. |
| <i>JUNOS Software with Enhanced Services Migration Guide</i> | Provides instructions for migrating an SSG device running ScreenOS software or a J-series Services Router running the JUNOS software to JUNOS software with enhanced services. |
| <i>WXC Integrated Services Module Installation and Configuration Guide</i> | Explains how to install and initially configure a WXC Integrated Services Module in a J-series Services Router for application acceleration. |
| <i>JUNOS Software with Enhanced Services for J-series Services Router Release Notes</i> | Summarizes new features and known problems for a particular release of JUNOS software with enhanced services on J-series Services Routers, including J-Web interface features and problems. The release notes also contain corrections and updates to the manuals and software upgrade and downgrade instructions for JUNOS software with enhanced services. |

Table 6: Additional Books Available Through <http://www.juniper.net/books>

| Book | Description |
|---|--|
| <i>Interdomain Multicast Routing</i> | Provides background and in-depth analysis of multicast routing using Protocol Independent Multicast sparse mode (PIM SM) and Multicast Source Discovery Protocol (MSDP); details any-source and source-specific multicast delivery models; explores multiprotocol BGP (MBGP) and multicast IS-IS; explains Internet Gateway Management Protocol (IGMP) versions 1, 2, and 3; lists packet formats for IGMP, PIM, and MSDP; and provides a complete glossary of multicast terms. |
| <i>JUNOS Cookbook</i> | Provides detailed examples of common JUNOS software configuration tasks, such as basic router configuration and file management, security and access control, logging, routing policy, firewalls, routing protocols, MPLS, and VPNs. |
| <i>MPLS-Enabled Applications</i> | Provides an overview of Multiprotocol Label Switching (MPLS) applications (such as Layer 3 virtual private networks [VPNs], Layer 2 VPNs, virtual private LAN service [VPLS], and pseudowires), explains how to apply MPLS, examines the scaling requirements of equipment at different points in the network, and covers the following topics: point-to-multipoint label switched paths (LSPs), DiffServ-aware traffic engineering, class of service, interdomain traffic engineering, path computation, route target filtering, multicast support for Layer 3 VPNs, and management and troubleshooting of MPLS networks. |
| <i>OSPF and IS-IS: Choosing an IGP for Large-Scale Networks</i> | Explores the full range of characteristics and capabilities for the two major link-state routing protocols: Open Shortest Path First (OSPF) and IS-IS. Explains architecture, packet types, and addressing; demonstrates how to improve scalability; shows how to design large-scale networks for maximum security and reliability; details protocol extensions for MPLS-based traffic engineering, IPv6, and multitopology routing; and covers troubleshooting for OSPF and IS-IS networks. |

Table 6: Additional Books Available Through <http://www.juniper.net/books> (continued)

| Book | Description |
|---|---|
| <i>Routing Policy and Protocols for Multivendor IP Networks</i> | Provides a brief history of the Internet, explains IP addressing and routing (Routing Information Protocol [RIP], OSPF, IS-IS, and Border Gateway Protocol [BGP]), explores ISP peering and routing policies, and displays configurations for both Juniper Networks and other vendors' routers. |
| <i>The Complete IS-IS Protocol</i> | Provides the insight and practical solutions necessary to understand the IS-IS protocol and how it works by using a multivendor, real-world approach. |

Documentation Feedback

We encourage you to provide feedback, comments, and suggestions so that we can improve the documentation. You can send your comments to techpubs-comments@juniper.net, or fill out the documentation feedback form at <https://www.juniper.net/cgi-bin/docbugreport/>. If you are using e-mail, be sure to include the following information with your comments:

- Document name
- Document part number
- Page number
- Software release version (not required for *Network Operations Guides [NOGs]*)

Requesting Technical Support

Technical product support is available through the Juniper Networks Technical Assistance Center (JTAC). If you are a customer with an active J-Care or JNASC support contract, or are covered under warranty, and need postsales technical support, you can access our tools and resources online or open a case with JTAC.

- JTAC policies—For a complete understanding of our JTAC procedures and policies, review the JTAC User Guide located at <http://www.juniper.net/customers/support/downloads/710059.pdf>.
- Product warranties—For product warranty information, visit <http://www.juniper.net/support/warranty/>.
- JTAC Hours of Operation —The JTAC centers have resources available 24 hours a day, 7 days a week, 365 days a year.

Self-Help Online Tools and Resources

For quick and easy problem resolution, Juniper Networks has designed an online self-service portal called the Customer Support Center (CSC) that provides you with the following features:

- Find CSC offerings: <http://www.juniper.net/customers/support/>
- Search for known bugs: <http://www2.juniper.net/kb/>

- Find product documentation: <http://www.juniper.net/techpubs/>
- Find solutions and answer questions using our Knowledge Base:
<http://kb.juniper.net/>
- Download the latest versions of software and review release notes:
<http://www.juniper.net/customers/csc/software/>
- Search technical bulletins for relevant hardware and software notifications:
<https://www.juniper.net/alerts/>
- Join and participate in the Juniper Networks Community Forum:
<http://www.juniper.net/company/communities/>
- Open a case online in the CSC Case Management tool: <http://www.juniper.net/cm/>

To verify service entitlement by product serial number, use our Serial Number Entitlement (SNE) Tool located at <https://tools.juniper.net/SerialNumberEntitlementSearch/>.

Opening a Case with JTAC

You can open a case with JTAC on the Web or by telephone.

- Use the Case Management tool in the CSC at <http://www.juniper.net/cm/> .
- Call 1-888-314-JTAC (1-888-314-5822 toll-free in the USA, Canada, and Mexico).

For international or direct-dial options in countries without toll-free numbers, visit us at <http://www.juniper.net/support/requesting-support.html>.

Part 1

Overview

- Configuring System Log Messages on page 3

Chapter 1

Configuring System Log Messages

The JUNOS software generates system log messages (also called syslog messages) to record events that occur on the routing platform, including the following:

- Routine operations, such as creation of an OSPF protocol adjacency or a user login into the configuration database
- Failure and error conditions, such as failure to access a configuration file or unexpected closure of a connection to a peer process
- Emergency or critical conditions, such as routing platform power-down due to excessive temperature

Each system log message identifies the JUNOS software process that generated the message and briefly describes the operation or error that occurred. This reference provides more detailed information about each system log message and, when applicable, describes possible causes of the message and action you can take to correct error conditions.



NOTE: The configuration hierarchy in this chapter applies to JUNOS software processes and libraries, not to the services on a Physical Interface Card (PIC) such as the Adaptive Services PIC. For information about configuring system logging for PIC services, see the *JUNOS Services Interfaces Configuration Guide*.

For information about interpreting messages generated by services on a PIC, see “Interpreting Messages Generated in Standard Format by Services on a PIC” on page 44.

This chapter discusses the following topics:

- System Logging Configuration Statements on page 4
- Minimum and default System Logging Configuration on page 4
- Configuring System Logging for a Single-Chassis System on page 7
- Configuring System Logging for a Routing Matrix on page 28
- Displaying and Interpreting System Log Messages on page 37
- Getting Help About System Log Messages on page 49

System Logging Configuration Statements

To configure the routing platform to log system messages, include the syslog statement at the [edit system] hierarchy level:

```
[edit system]
syslog {
  archive {
    files number;
    size size;
    (world-readable | no-world-readable);
  }
  console {
    facility severity;
  }
  file filename {
    facility severity;
    explicit-priority;
    match "regular-expression";
    structured-data {
      brief;
    }
  }
  archive {
    files number;
    size size;
    (world-readable | no-world-readable);
  }
}
host (hostname | other-routing-engine | scc-master) {
  facility severity;
  explicit-priority;
  facility-override facility;
  log-prefix string;
  match "regular-expression";
}
source-address source-address;
time-format (year | millisecond | year millisecond);
user (username | *) {
  facility severity;
  match "regular-expression";
}
}
```

Minimum and default System Logging Configuration

For information about the minimum and default system log settings on routing platforms that run the JUNOS software, see the following sections:

- Minimum System Logging Configuration on page 5
- Default System Log Settings on page 5

Minimum System Logging Configuration

To record or view system log messages, you must include the `syslog` statement at the `[edit system]` hierarchy level. Specify at least one destination for the messages, as described in Table 7 on page 5. For more information about the configuration statements, see “Configuring System Logging for a Single-Chassis System” on page 7.

Table 7: Minimum Configuration Statements for System Logging

| Destination | Minimum Configuration Statements |
|--|--|
| File | <code>[edit system syslog]</code> <code>file <i>filename</i> {</code> <code> <i>facility severity</i> ;</code> <code>}</code> |
| Terminal session of one, several, or all users | <code>[edit system syslog]</code> <code>user (<i>username</i> *) {</code> <code> <i>facility severity</i> ;</code> <code>}</code> |
| Routing platform console | <code>[edit system syslog]</code> <code>console {</code> <code> <i>facility severity</i> ;</code> <code>}</code> |
| Remote machine or the other Routing Engine on the routing platform | <code>[edit system syslog]</code> <code>host (<i>hostname</i> other-routing-engine) {</code> <code> <i>facility severity</i> ;</code> <code>}</code> |

Default System Log Settings

Table 8 on page 6 summarizes the default system log settings that apply to all platforms that run the JUNOS software, and specifies which statement to include in the configuration to override the default value.

Table 8: Default System Logging Settings

| Setting | Default | Overriding Statement | Instructions |
|--|--|---|---|
| Alternative facility for message forwarded to a remote machine | For change-log: local6 For conflict-log: local5 For dfc: local1 For firewall: local3 For interactive-commands: local7 For pfe: local4 | [edit system syslog] host <i>hostname</i> { facility-override <i>facility</i> ; } | “Changing the Alternative Facility Name for Remote Messages” on page 14 |
| Format of messages logged to a file | Standard JUNOS format, based on UNIX format | [edit system syslog] file <i>filename</i> { structured-data; } | “Logging Messages in Structured-Data Format” on page 12 |
| Maximum number of files in the archived set | 10 | [edit system syslog] archive { files <i>number</i> ; } file <i>filename</i> { archive { files <i>number</i> ; } } | “Configuring the Size and Number of Log Files” on page 18 |
| Maximum size of log file | J-series: 128 kilobytes (KB) M-series, MX-series, and T-series: 1 megabyte (MB) TX Matrix: 10 MB | [edit system syslog] archive { size <i>size</i> ; } file <i>filename</i> { archive { size <i>size</i> ; } } | “Configuring the Size and Number of Log Files” on page 18 |
| Timestamp format | Month, date, hour, minute, second For example: Aug 21 12:36:30 | [edit system syslog] time-format <i>format</i> ; | “Including the Year or Millisecond in Timestamps” on page 22 |
| Users who can read log files | root user and users with the JUNOS maintenance permission | [edit system syslog] archive { world-readable; } file <i>filename</i> { archive { world-readable; } } | “Configuring the Size and Number of Log Files” on page 18 |

In addition, the following messages are generated by default on specific platforms. To view either type of message, you must configure at least one destination for messages as described in “Minimum System Logging Configuration” on page 5

- On J-series platforms, a message is logged when a process running in the kernel consumes 500 or more consecutive milliseconds of CPU time.

To log the message on an M-series, MX-series, or T-series platform, include the `kernel info` statement at the appropriate hierarchy level:

```
[edit system syslog]
(console | file filename | host destination | user username) {
  kernel info;
}
```

- The master Routing Engine on each T640 routing node in a routing matrix forwards to the master Routing Engine on the TX Matrix platform all messages with a severity of `info` and higher. This is equivalent to the following configuration statement included on the TX Matrix platform:

```
[edit system syslog]
host scc-master {
  any info;
}
```

Configuring System Logging for a Single-Chassis System

The JUNOS system logging utility is similar to the UNIX `syslogd` utility. This section describes how to configure system logging for a single-chassis system that runs the JUNOS software.

System logging configuration for the JUNOS-FIPS software and for Juniper Networks routing platforms in a Common Criteria environment is the same as for the JUNOS software. For more information, see the *Secure Configuration Guide for Common Criteria and JUNOS-FIPS*.

For information about configuring system logging for a routing matrix, see “Configuring System Logging for a Routing Matrix” on page 28.

Each system log message belongs to a facility, which groups together related messages. Each message is also preassigned a *severity level*, which indicates how seriously the triggering event affects routing platform functions. You always specify the facility and severity of the messages to include in the log. For more information, see “Specifying the Facility and Severity of Messages to Include in the Log” on page 9.

You direct messages to one or more destinations by including the appropriate statement at the `[edit system syslog]` hierarchy level:

- To a named file in a local file system, by including the `file` statement. See “Directing Messages to a Log File” on page 11
- To the terminal session of one or more specific users (or all users) when they are logged in to the routing platform, by including the `user` statement. See “Directing Messages to a User Terminal” on page 12
- To the routing platform console, by including the `console` statement. See “Directing Messages to the Console” on page 13
- To a remote machine that is running the `syslogd` utility or to the other Routing Engine on the routing platform, by including the `host` statement. See “Directing Messages to a Remote Machine or the Other Routing Engine” on page 13

By default, messages are logged in a standard format, which is based on a UNIX system log format; for detailed information, see “Interpreting System Log Messages” on page 38. You can alter the content and format of logged messages in the following ways:

- In JUNOS 8.3 and later, you can log messages to a file in structured-data format instead of the standard JUNOS format. Structured-data format provides more information without adding significant length, and makes it easier for automated applications to extract information from the message. For more information, see “Logging Messages in Structured-Data Format” on page 12
- A message’s facility and severity level are together referred to as its priority. By default, the standard JUNOS format for messages does not include priority information. (Structured-data format includes a priority code by default.) To include priority information in standard-format messages directed to a file or a remote destination, include the `explicit-priority` statement. For more information, see “Including Priority Information in System Log Messages” on page 19
- By default, the standard JUNOS format for messages specifies the month, date, hour, minute, and second when the message was logged. You can modify the timestamp on standard-format messages to include the year, the millisecond, or both. (Structured-data format specifies the year and millisecond by default.) For more information, see “Including the Year or Millisecond in Timestamps” on page 22
- When directing messages to a remote machine, you can specify the IP address that is reported in messages as their source. You can also configure features that make it easier to separate JUNOS-specific messages or messages generated on particular routing platforms. For more information, see “Directing Messages to a Remote Machine or the Other Routing Engine” on page 13
- The predefined facilities group together related messages, but you can also use regular expressions to specify more exactly which messages from a facility are logged to a file, a user terminal, or a remote destination. For more information, see “Using Regular Expressions to Refine the Set of Logged Messages” on page 23

For a statement summary for the statements discussed in this chapter, see the *JUNOS System Basics Configuration Guide*

For detailed information about configuring system logging, see the following sections:

- Specifying the Facility and Severity of Messages to Include in the Log on page 9
- Directing Messages to a Log File on page 11
- Directing Messages to a User Terminal on page 12
- Directing Messages to the Console on page 13
- Directing Messages to a Remote Machine or the Other Routing Engine on page 13
- Configuring the Size and Number of Log Files on page 18
- Including Priority Information in System Log Messages on page 19
- Including the Year or Millisecond in Timestamps on page 22
- Using Regular Expressions to Refine the Set of Logged Messages on page 23
- Disabling Logging of a Facility on page 25
- Examples: Configuring System Logging on page 25

Specifying the Facility and Severity of Messages to Include in the Log

Each system log message belongs to a facility, which groups together messages that either are generated by the same source (such as a software process) or concern a similar condition or activity (such as authentication attempts). Each message is also preassigned a *severity level*, which indicates how seriously the triggering event affects routing platform functions.

When you configure logging for a facility and destination, you specify a severity level for each facility. Messages from the facility that are rated at that level or higher are logged to the destination

```
[edit system syslog]
(console | file filename | host destination | user username) {
  facility severity ;
}
```

(For information about the destinations, see [\[Unresolved xref\]](#), “Directing Messages to a User Terminal” on page 12, “Directing Messages to the Console” on page 13 and “Directing Messages to a Remote Machine or the Other Routing Engine” on page 13.)

To log messages belonging to more than one facility to a particular destination, specify each facility and associated severity as a separate statement within the set of statements for the destination.

Table 9 on page 9 lists the facilities that you can specify in configuration statements at the [edit system syslog] hierarchy level.

Table 9: JUNOS System Logging Facilities

| Facility | Type of Event or Error |
|---------------|---|
| any | All (messages from all facilities) |
| authorization | Authentication and authorization attempts |

Table 9: JUNOS System Logging Facilities (*continued*)

| Facility | Type of Event or Error |
|----------------------|--|
| change-log | Changes to the JUNOS configuration |
| conflict-log | Specified configuration is invalid on the routing platform type |
| daemon | Actions performed or errors encountered by system processes |
| dfc | Events related to dynamic flow capture |
| firewall | Packet filtering actions performed by a firewall filter |
| ftp | Actions performed or errors encountered by the FTP process |
| interactive-commands | Commands issued at the JUNOS command-line interface (CLI) prompt or invoked by a client application such as a JUNOScript or NETCONF client |
| kernel | Actions performed or errors encountered by the JUNOS kernel |
| pfe | Actions performed or errors encountered by the Packet Forwarding Engine |
| user | Actions performed or errors encountered by user-space processes |

Table 10 on page 10 lists the severity levels that you can specify in configuration statements at the `[edit system syslog]` hierarchy level. The levels from **emergency** through **info** are in order from highest severity (greatest effect on functioning) to lowest.

Unlike the other severity levels, the **none** level disables logging of a facility instead of indicating how seriously a triggering event affects routing functions. For more information, see “Disabling Logging of a Facility” on page 25

Table 10: System Log Message Severity Levels

| Severity Level | Description |
|----------------|--|
| any | Includes all severity levels |
| none | Disables logging of the associated facility to a destination |
| emergency | System panic or other condition that causes the routing platform to stop functioning |
| alert | Conditions that require immediate correction, such as a corrupted system database |

Table 10: System Log Message Severity Levels (*continued*)

| Severity Level | Description |
|----------------|---|
| critical | Critical conditions, such as hard drive errors |
| error | Error conditions that generally have less serious consequences than errors in the emergency, alert, and critical levels |
| warning | Conditions that warrant monitoring |
| notice | Conditions that are not errors but might warrant special handling |
| info | Events or nonerror conditions of interest |

Directing Messages to a Log File

To direct system log messages to a file in the `/var/log` directory of the local Routing Engine, include the `file` statement at the `[edit system syslog]` hierarchy level:

```
[edit system syslog]
file filename {
  facility severity ;
  explicit-priority;
  match "regular-expression";
  structured-data {
    brief;
  }
  archive {
    files number ;
    size size;
    (world-readable | no-world-readable);
  }
}
```

For the list of facilities and severity levels, see “Specifying the Facility and Severity of Messages to Include in the Log” on page 9.

To prevent log files from growing too large, the JUNOS system logging utility by default writes messages to a sequence of files of a defined size. By including the `archive` statement, you can configure the number of files, their maximum size, and who can read them, for either all log files or a certain log file. For more information, see “Configuring the Size and Number of Log Files” on page 18.

For information about the following statements, see the indicated sections:

- **explicit-priority**—See “Including Priority Information in System Log Messages” on page 19
- **match**—See “Using Regular Expressions to Refine the Set of Logged Messages” on page 23
- **structured-data**—See “Logging Messages in Structured-Data Format” on page 12
- Logging Messages in Structured-Data Format on page 12

Logging Messages in Structured-Data Format

In JUNOS 8.3 and later, you can log messages to a file in structured-data format instead of the standard JUNOS format. Structured-data format provides more information without adding significant length, and makes it easier for automated applications to extract information from a message.

The structured-data format complies with Internet draft draft-ietf-syslog-protocol-21.txt, *The syslog Protocol*, which at the time of this writing is accessible at <http://www.ietf.org/internet-drafts/draft-ietf-syslog-protocol-21.txt>. The draft establishes a standard message format regardless of the source or transport protocol for logged messages.

To output messages to a file in structured-data format, include the **structured-data** statement at the [edit system syslog file *filename*] hierarchy level:

```
[edit system syslog file filename]
  facility severity ;
  structured-data {
    brief;
  }
```

The optional **brief** statement suppresses the English-language text that appears by default at the end of a message to describe the error or event. For information about the fields in a structured-data-format message, see “Displaying a Log File from a Single-Chassis System” on page 37

The structured format is used for all messages logged to the file that are generated by a JUNOS process or software library.



NOTE: If you include either or both of the **explicit-priority** and **time-format** statements along with the **structured-data** statement, they are ignored. These statements apply to the standard JUNOS system log format, not to structured-data format.

Directing Messages to a User Terminal

To direct system log messages to the terminal session of one or more specific users (or all users) when they are logged in to the local Routing Engine, include the **user** statement at the [edit system syslog] hierarchy level:

```
[edit system syslog]
  user (username | *) {
    facility severity ;
    match "regular-expression";
  }
```

Specify one or more JUNOS usernames, separating multiple values with spaces, or use the asterisk (*) to indicate all users who are logged in to the local Routing Engine.

For the list of facilities and severity levels, see “Specifying the Facility and Severity of Messages to Include in the Log” on page 9. For information about the **match**

statement, see “Using Regular Expressions to Refine the Set of Logged Messages” on page 23

Directing Messages to the Console

To direct system log messages to the console of the local Routing Engine, include the `console` statement at the `[edit system syslog]` hierarchy level:

```
[edit system syslog]
console {
  facility severity ;
}
```

For the list of facilities and severity levels, see “Specifying the Facility and Severity of Messages to Include in the Log” on page 9

Directing Messages to a Remote Machine or the Other Routing Engine

To direct system log messages to a remote machine or to the other Routing Engine on the routing platform, include the `host` statement at the `[edit system syslog]` hierarchy level:

```
[edit system syslog]
host (hostname | other-routing-engine) {
  facility severity ;
  explicit-priority;
  facility-override facility;
  log-prefix string;
  match "regular-expression";
}
source-address source-address;
```

To direct system log messages to a remote machine, include the `host` *hostname* statement to specify the remote machine’s IP version 4 (IPv4) address, IP version 6 (IPv6) address, or fully qualified hostname. The remote machine must be running the standard `syslogd` utility. We do not recommend directing messages to another Juniper Networks routing platform. In each system log message directed to the remote machine, the hostname of the local Routing Engine appears after the timestamp to indicate that it is the source for the message.

To direct system log messages to the other Routing Engine on a routing platform with two Routing Engines installed and operational, include the `host other-routing-engine` statement. The statement is not automatically reciprocal, so you must include it in each Routing Engine’s configuration if you want them to direct messages to each other. In each message directed to the other Routing Engine, the string `re0` or `re1` appears after the timestamp to indicate the source for the message.

For the list of facilities and severity levels to configure under the `host` statement, see “Specifying the Facility and Severity of Messages to Include in the Log” on page 9

To record facility and severity level information in each message, include the `explicit-priority` statement. For more information, see “Including Priority Information in System Log Messages” on page 19

For information about the **match** statement, see “Using Regular Expressions to Refine the Set of Logged Messages” on page 23

When directing messages to remote machines, you can include the **source-address** statement to specify the IP address of the routing platform that is reported in the messages as their source. In each host statement, you can also include the **facility-override** statement to assign an alternative facility and the **log-prefix** statement to add a string to each message. For more information, see the following sections:

- Specifying an Alternative Source Address for System Log Messages on page 14
- Changing the Alternative Facility Name for Remote Messages on page 14
- Examples: Assigning an Alternative Facility on page 16
- Adding a Text String to System Log Messages on page 17
- Adding a String on page 17

Specifying an Alternative Source Address for System Log Messages

To specify the routing platform that is reported in system log messages as their source when they are directed to a remote machine, include the **source-address** statement at the [edit system syslog] hierarchy level:

```
[edit system syslog]
source-address source-address;
```

source-address is a valid IPv4 or IPv6 address configured on one of the routing platform interfaces. The address is reported in the messages directed to all remote machines specified in **host hostname** statements at the [edit system syslog] hierarchy level, but not in messages directed to the other Routing Engine.

Changing the Alternative Facility Name for Remote Messages

Some facilities assigned to messages logged on the local routing platform have JUNOS-specific names (see Table 9 on page 9 in “Specifying the Facility and Severity of Messages to Include in the Log” on page 9. In the recommended configuration, a remote machine designated at the [edit system syslog host hostname] hierarchy level is not a Juniper Networks routing platform, so its **syslogd** utility cannot interpret the JUNOS-specific names. To enable the standard **syslogd** utility to handle messages from these facilities, when messages are directed to a remote machine a standard localX facility name is used instead of the JUNOS-specific facility name.

Table 11 on page 14 lists the default alternative facility name used for each JUNOS-specific facility name. For facilities that are not listed, the default alternative name is the same as the local facility name.

Table 11: Default Facilities for Messages Directed to a Remote Destination

| JUNOS-Specific Local Facility | Default Facility When Directed to Remote Destination |
|-------------------------------|--|
| change-log | local6 |
| conflict-log | local5 |

Table 11: Default Facilities for Messages Directed to a Remote Destination (*continued*)

| JUNOS-Specific Local Facility | Default Facility When Directed to Remote Destination |
|-------------------------------|--|
| dfc | local1 |
| firewall | local3 |
| interactive-commands | local7 |
| pfe | local4 |

The `syslogd` utility on a remote machine handles all messages that belong to a facility in the same way, regardless of the source of the message (the Juniper Networks routing platform or the remote machine itself). For example, the following statements in the configuration of the routing platform called `local-router` direct messages from the `authorization` facility to the remote machine `monitor.mycompany.com`:

```
[edit system syslog]
host monitor.mycompany.com {
  authorization info;
}
```

The default alternative facility for the local `authorization` facility is also `authorization`. If the `syslogd` utility on `monitor` is configured to write messages belonging to the `authorization` facility to the file `/var/log/auth-attempts`, the file contains both the messages generated when users log in to `local-router` and the messages generated when users log in to `monitor`. Although the name of the source machine appears in each system log message, the mixing of messages from multiple machines can make it more difficult to analyze the contents of the `auth-attempts` file.

To make it easier to separate the messages from each source, you can assign an alternative facility to all messages generated on `local-router` when they are directed to `monitor`. You can then configure the `syslogd` utility on `monitor` to write messages with the alternative facility to a different file from messages generated on `monitor` itself.

To change the facility used for all messages directed to a remote machine, include the `facility-override` statement at the `[edit system syslog host hostname]` hierarchy level:

```
[edit system syslog host hostname]
facility severity ;
facility-override facility;
```

In general, it makes sense to specify an alternative facility that is not already in use on the remote machine, such as one of the `localX` facilities. On the remote machine, you must also configure the `syslogd` utility to handle the messages in the desired manner.

Table 12 on page 16 lists the facilities that you can specify in the `facility-override` statement.

Table 12: Facilities for the facility-override Statement

| Facility | Description |
|---------------|---|
| authorization | Authentication and authorization attempts |
| daemon | Actions performed or errors encountered by system processes |
| ftp | Actions performed or errors encountered by the FTP process |
| kernel | Actions performed or errors encountered by the JUNOS kernel |
| local0 | Local facility number 0 |
| local1 | Local facility number 1 |
| local2 | Local facility number 2 |
| local3 | Local facility number 3 |
| local4 | Local facility number 4 |
| local5 | Local facility number 5 |
| local6 | Local facility number 6 |
| local7 | Local facility number 7 |
| user | Actions performed or errors encountered by user-space processes |

We do not recommend including the `facility-override` statement at the `[edit system syslog host other-routing-engine]` hierarchy level. It is not necessary to use alternative facility names when directing messages to the other Routing Engine, because its JUNOS system logging utility can interpret the JUNOS-specific names.

Examples: Assigning an Alternative Facility

Log all messages generated on the local routing platform at the error level or higher to the `local0` facility on the remote machine called `monitor.mycompany.com`:

```
[edit system syslog]
host monitor.mycompany.com {
  any error;
  facility-override local0;
}
```

Configure routing platforms located in and routing platforms located in New York to send messages to a single remote machine called `central-logger.mycompany.com`. The messages from California are assigned alternative facility `local0` and the messages from New York are assigned to alternative facility `local2`.

- Configure California routing platforms to aggregate messages in the `local0` facility:

```
[edit system syslog]
host central-logger.mycompany.com {
```

```
change-log info;
facility-override local0;
}
```

- Configure New York routing platforms to aggregate messages in the **local2** facility:

```
[edit system syslog]
host central-logger.mycompany.com {
  change-log info;
  facility-override local2;
}
```

On **central-logger**, you can then configure the system logging utility to write messages from the **local0** facility to the file **california-config** and the messages from the **local2** facility to the file **new-york-config**.

Adding a Text String to System Log Messages

To add a text string to every system log message directed to a remote machine or to the other Routing Engine, include the **log-prefix** statement at the **[edit system syslog host]** hierarchy level:

```
[edit system syslog host (hostname | other-routing-engine)]
facility severity ;
log-prefix string;
```

The string can contain any alphanumeric or special character except the equal sign (=) and the colon (:). It also cannot include the space character; do not enclose the string in quotation marks (“ ”) in an attempt to include spaces in it.

The JUNOS system logging utility automatically appends a colon and a space to the specified string. The string is inserted after the identifier for the Routing Engine that generated the message.

Adding a String

Add the string **M120** to all messages to indicate that the router is an M120 router, and direct the messages to the remote machine **hardware-logger.mycompany.com**:

```
[edit system syslog]
host hardware-logger.mycompany.com {
  any info;
  log-prefix M120;
}
```

When these configuration statements are included on an M120 router called **origin1**, a message in the system log on **hardware-logger.mycompany.com** looks like the following:

```
Mar 9 17:33:23 origin1 M120: mgd[477]: UI_CMDLINE_READ_LINE: user 'root',
command 'run show version'
```

Configuring the Size and Number of Log Files

To prevent log files from growing too large, the JUNOS system logging utility by default writes messages to a sequence of files of a defined size. The files in the sequence are referred to as *archive* files to distinguish them from the *active* file to which messages are currently being written. The default maximum size depends on the platform type:

- 128 kilobytes (KB) for J-series Services Routers
- 1 megabyte (MB) for M-series, MX-series, and T-series routing platforms
- 1 megabyte (MB) for M-series, MX-series, and T-series routing platforms

When an active log file called *logfile* reaches the maximum size, the logging utility closes the file, compresses it, and names the compressed archive file *logfile.0.gz*. The logging utility then opens and writes to a new active file called *logfile*. When the new *logfile* reaches the configured maximum size, *logfile.0.gz* is renamed *logfile.1.gz*, and the new *logfile* is closed, compressed, and renamed *logfile.0.gz*. By default, the logging utility creates up to 10 archive files in this manner. When the maximum number of archive files is reached, each time the active file reaches the maximum size the contents of the oldest archive file are lost (overwritten by the next oldest file). The logging utility by default also limits the users who can read log files to the root user and users who have the JUNOS **maintenance** permission.

You can include the **archive** statement to change the maximum size of each file, how many archive files are created, and who can read log files. To configure values that apply to all log files, include the **archive** statement at the **[edit system syslog]** hierarchy level:

```
[edit system syslog]
archive {
  files number ;
  size size;
  (world-readable | no-world-readable);
}
```

To configure values that apply to a particular log file, include the **archive** statement at the **[edit system syslog file *filename*]** hierarchy level:

```
[edit system syslog file filename]
facility severity ;
archive {
  files number ;
  size size;
  (world-readable | no-world-readable);
}
```

files number specifies the number of files to create before the oldest file is overwritten. The value can be from 1 through 1000.

size size specifies the maximum size of each file. The value can be from 64 KB (64k) through 1 gigabyte (1g); to represent megabytes, use the letter m after the integer. There is no space between the digits and the k, m, or g units letter.

`world-readable` enables all users to read log files. To restore the default permissions, include the `no-world-readable` statement.

Including Priority Information in System Log Messages

A message's facility and severity level are together referred to as its priority. By default, messages logged in the standard JUNOS format do not include information about priority. To include priority information in standard-format messages directed to a file, include the `explicit-priority` statement at the `[edit system syslog file filename]` hierarchy level:

```
[edit system syslog file filename]
  facility severity ;
  explicit-priority;
```



NOTE: Messages logged in structured-data format include priority information by default (structured-data format is available in JUNOS 8.3 and later and for file destinations only). If you include the `structured-data` statement at the `[edit system syslog file filename]` hierarchy level along with the `explicit-priority` statement, the `explicit-priority` statement is ignored and messages are logged in structured-data format.

For information about the `structured-data` statement, see “Logging Messages in Structured-Data Format” on page 12. For information about the contents of a structured-data message, see “Displaying a Log File from a Single-Chassis System” on page 37.

To include priority information in messages directed to a remote machine or the other Routing Engine, include the `explicit-priority` statement at the `[edit system syslog host (hostname | other-routing-engine)]` hierarchy level:

```
[edit system syslog host (hostname | other-routing-engine)]
  facility severity ;
  explicit-priority;
```

The priority recorded in a message always indicates the original, local facility name. If the `facility-override` statement is included for messages directed to a remote destination, the JUNOS system logging utility still uses the alternative facility for the messages themselves when directing them to the remote destination. For more information about alternative facilities, see “Changing the Alternative Facility Name for Remote Messages” on page 14.

When the `explicit-priority` statement is included, the JUNOS logging utility prepends codes for the facility name and severity level to the message tag name, if the message has one:

```
FACILITY-severity[-TAG]
```

(The tag is a unique identifier assigned to some JUNOS system log messages; for more information, see “Interpreting System Log Messages” on page 38 and “Displaying and Interpreting System Log Message Descriptions” on page 49.)

Table 13 on page 20 lists the facility codes that can appear in system log messages and maps them to facility names.



NOTE: If the second column in Table 13 on page 20 does not include the JUNOS facility name for a code, the facility cannot be included in a statement at the [edit system syslog] hierarchy level. The JUNOS software might use the facilities in Table 13 on page 20 —and others that are not listed—when reporting on internal operations

Table 13: Facility Codes Reported in Priority Information

| Code | JUNOS Facility Name | Type of Event or Error |
|----------|----------------------|---|
| AUTH | authorization | Authentication and authorization attempts |
| AUTHPRIV | | Authentication and authorization attempts that can be viewed by superusers only |
| CHANGE | change-log | Changes to the JUNOS configuration |
| CONFLICT | conflict-log | Specified configuration is invalid on the routing platform type |
| CONSOLE | | Messages written to /dev/console by the kernel console output driver |
| CRON | | Actions performed or errors encountered by the cron process |
| DAEMON | daemon | Actions performed or errors encountered by system processes |
| DFC | dfc | Actions performed or errors encountered by the dynamic flow capture process |
| FIREWALL | firewall | Packet filtering actions performed by a firewall filter |
| FTP | ftp | Actions performed or errors encountered by the FTP process |
| INTERACT | interactive-commands | Commands issued at the JUNOS CLI prompt or invoked by a client application such as a JUNOScript or NETCONF client |

Table 13: Facility Codes Reported in Priority Information *(continued)*

| Code | JUNOS Facility Name | Type of Event or Error |
|--------|---------------------|--|
| KERN | kernel | Actions performed or errors encountered by the JUNOS kernel |
| NTP | | Actions performed or errors encountered by the Network Time Protocol (NTP) process |
| PFE | pfe | Actions performed or errors encountered by the Packet Forwarding Engine |
| SYSLOG | | Actions performed or errors encountered by the JUNOS system logging utility |
| USER | user | Actions performed or errors encountered by user-space processes |

Table 14 on page 21 lists the numerical severity codes that can appear in system log messages and maps them to severity levels.

Table 14: Numerical Codes for Severity Levels Reported in Priority Information

| Numerical Code | Severity Level | Description |
|----------------|----------------|---|
| 0 | emergency | System panic or other condition that causes the routing platform to stop functioning |
| 1 | alert | Conditions that require immediate correction, such as a corrupted system database |
| 2 | critical | Critical conditions, such as hard drive errors |
| 3 | error | Error conditions that generally have less serious consequences than errors in the emergency, alert, and critical levels |
| 4 | warning | Conditions that warrant monitoring |
| 5 | notice | Conditions that are not errors but might warrant special handling |

Table 14: Numerical Codes for Severity Levels Reported in Priority Information *(continued)*

| Numerical Code | Severity Level | Description |
|----------------|----------------|---|
| 6 | info | Events or nonerror conditions of interest |
| 7 | debug | Software debugging messages (these appear only if a technical support representative has instructed you to configure this severity level) |

In the following example, the `CHASSISD_PARSE_COMPLETE` message belongs to the `daemon` facility and is assigned severity `info` (6):

```
Aug 21 12:36:30 router1 chassisd[522]:
%DAEMON-6-CHASSISD_PARSE_COMPLETE: Using new configuration
```

When the `explicit-priority` statement is not included, the priority does not appear in the message:

```
Aug 21 12:36:30 router1 chassisd[522]: CHASSISD_PARSE_COMPLETE: Using
new configuration
```

For more information about message formatting, see “Displaying and Interpreting System Log Messages” on page 37.

Including the Year or Millisecond in Timestamps

By default, the timestamp recorded in a standard-format system log message specifies the month, date, hour, minute, and second when the message was logged, as in the following example:

```
Aug 21 12:36:30
```

To include the year, the millisecond, or both in the timestamp, include the `time-format` statement at the `[edit system syslog]` hierarchy level:

```
edit system syslog
time-format (year | millisecond | year millisecond);
```

The modified timestamp is used in messages directed to each destination configured by a `file`, `console`, or `user` statement at the `[edit system syslog]` hierarchy level, but not to destinations configured by a `host` statement.

The following example illustrates the format for a timestamp that includes both the millisecond (401) and the year (2006):

Aug 21 12:36:30.401 2006



NOTE: Messages logged in structured-data format (available in JUNOS 8.3 and later for file destinations) include the year and millisecond by default. If you include the `structured-data` statement at the `[edit system syslog file filename]` hierarchy level along with the `time-format` statement, the `time-format` statement is ignored and messages are logged in structured-data format.

For information about the `structured-data` statement, see “Logging Messages in Structured-Data Format” on page 12. For information about the information in a structured-data message, see “Displaying a Log File from a Single-Chassis System” on page 37.

Using Regular Expressions to Refine the Set of Logged Messages

The predefined facilities group together related messages, but you can also use regular expression matching to specify more exactly which messages from a facility are logged to a file, a user terminal, or a remote destination.

To specify the text string that must (or must not) appear in a message for the message to be logged to a destination, include the `match` statement and specify the regular expression which the text string must match:

```
match "regular-expression";
```

You can include this statement at the following hierarchy levels:

- `[edit system syslog file filename]` (for a file)
- `[edit system syslog user (username | *)]` (for the terminal session of one or all users)
- `[edit system syslog host (hostname | other-routing-engine)]` (for a remote destination)

In specifying the regular expression, use the notation defined in POSIX Standard 1003.2 for extended (modern) UNIX regular expressions. Explaining regular expression syntax is beyond the scope of this document, but POSIX standards are available from the Institute of Electrical and Electronics Engineers (IEEE, <http://www.ieee.org>).

Table 15 on page 24 specifies which character or characters are matched by some of the regular expression operators that you can use in the `match` statement. In the descriptions, the term `term` refers to either a single alphanumeric character or a set of characters enclosed in square brackets, parentheses, or braces.



NOTE: The `match` statement is not case-sensitive.

Table 15: Regular Expression Operators for the match Statement

| Operator | Matches |
|------------------------------|--|
| . (period) | One instance of any character except the space |
| * (asterisk) | Zero or more instances of the immediately preceding term. |
| + (plus sign) | One or more instances of the immediately preceding term. |
| ? (question mark) | Zero or one instance of the immediately preceding term. |
| (pipe) | One of the terms that appear on either side of the pipe operator |
| ! (exclamation point) | Any string except the one specified by the expression, when the exclamation point appears at the start of the expression. Use of the exclamation point is JUNOS-specific. |
| ^ (caret) | The start of a line, when the caret appears outside square brackets. One instance of any character that does not follow it within square brackets, when the caret is the first character inside square brackets. |
| \$ (dollar sign) | The end of a line |
| [] (paired square brackets) | One instance of one of the enclosed alphanumeric characters. To indicate a range of characters, use a hyphen (-) to separate the beginning and ending characters of the range. For example, [a-z0-9] matches any letter or number. |
| () (paired parentheses) | One instance of the evaluated value of the enclosed term. Parentheses are used to indicate the order of evaluation in the regular expression. |

Using Regular Expressions

Filter messages that belong to the **interactive-commands** facility, directing those that include the string **configure** to the terminal of the root user:

```
[edit system syslog]
user root {
  interactive-commands any;
  match ".*configure.*";
}
```

Messages like the following appear on the **root** user's terminal when a user issues a **configure** command to enter configuration mode:

```
timestamp router-name mgd[PID]: UI_CMDLINE_READ_LINE: User 'user', command
'configure private'
```

Filter messages that belong to the **daemon** facility and have severity **error** or higher, directing them to the file **/var/log/process-errors**. Omit messages generated by the SNMP process (snmpd), instead directing them to the file **/var/log/snmpd-errors**:

```
[edit system syslog]
file process-errors {
  daemon error;
  match "!(.*snmpd.*)";
}
```

```
file snmpd-errors {
  daemon error;
  match ".*snmpd.*";
}
```

Disabling Logging of a Facility

To disable the logging of messages that belong to a particular facility, include the *facility none* statement in the configuration. This statement is useful when, for example, you want to log messages that have the same severity level and belong to all but a few facilities. Instead of including a statement for each facility you want to log, you can include the **any severity** statement and then a *facility none* statement for each facility that you do not want to log. For example, the following logs all messages at the error level or higher to the console, except for messages from the **daemon** and **kernel** facilities. Messages from those facilities are logged to the file `/var/log/internals` instead:

```
[edit system syslog]
console {
  any error;
  daemon none;
  kernel none;
}
file internals {
  daemon info;
  kernel info;
}
```

Examples: Configuring System Logging

Log messages about all commands entered by users at the CLI prompt or invoked by client applications such as JUNOScript or NETCONF clients, and all authentication or authorization attempts, both to the file `cli-commands` and to the terminal of any user who is logged in:

```
[edit system]
syslog {
  file cli-commands {
    interactive-commands info;
    authorization info;
  }
  user * {
    interactive-commands info;
    authorization info;
  }
}
```

Log all changes in the state of alarms to the file `/var/log/alarms`:

```
[edit system]
syslog {
  file alarms {
    kernel warning;
```

```
}
}
```

Configure the handling of messages of various types, as described in the comments. Information is logged to two files, to the terminal of user **alex**, to a remote machine, and to the console:

```
[edit system]
syslog {
/* write all security-related messages to file /var/log/security */
file security {
authorization info;
interactive-commands info;
}
/* write messages about potential problems to file /var/log/messages: */
/* messages from "authorization" facility at level "notice" and above, */
/* messages from all other facilities at level "warning" and above */
file messages {
authorization notice;
any warning;
}
/* write all messages at level "critical" and above to terminal of user "alex" if */
/* that user is logged in */
user alex {
any critical;
}
/* write all messages from the "daemon" facility at level "info" and above, and */
/* messages from all other facilities at level "warning" and above, to the */
/* machine monitor.mycompany.com */
host monitor.mycompany.com {
daemon info;
any warning;
}
/* write all messages at level "error" and above to the system console */
console {
any error;
}
}
```

Configure the handling of messages generated when users issue JUNOS CLI commands, by specifying the **interactive-commands** facility at the following severity levels:

- **info**—Logs a message when users issue any command at the CLI operational or configuration mode prompt. The example writes the messages to the file `/var/log/user-actions`.
- **notice**—Logs a message when users issue the configuration mode commands `rollback` and `commit`. The example writes the messages to the terminal of user `philip`.
- **warning**—Logs a message when users issue a command that restarts a software process. The example writes the messages to the console.

```
[edit system]
syslog {
```

```
file user-actions {  
    interactive-commands info;  
}  
user philip {  
    interactive-commands notice;  
}  
console {  
    interactive-commands warning;  
}  
}
```

Configuring System Logging for a Routing Matrix

This section explains how to configure system logging for the T640 Internet routing nodes and TX Matrix platform in a routing matrix. It assumes you are familiar with system logging for single-chassis systems, as described in “Configuring System Logging for a Single-Chassis System” on page 7. For more information about routing matrixes, see the *JUNOS System Basics Configuration Guide* and the *TX Matrix Platform Hardware Guide*.

To configure system logging for all platforms in a routing matrix, include the **syslog** statement at the **[edit system]** hierarchy level on the TX Matrix platform. The **syslog** statement applies to every platform in the routing matrix.

```
[edit system]
syslog {
  archive {
    files number ;
    size size;
    (world-readable | no-world-readable);
  }
  console {
    facility severity ;
  }
  file filename {
    facility severity ;
    explicit-priority;
    match "regular-expression";
    structured-data {
      brief;
    }
  }
  archive {
    files number ;
    size size;
    (world-readable | no-world-readable);
  }
}
host (hostname | other-routing-engine | scc-master) {
  facility severity ;
  explicit-priority;
  facility-override facility;
  log-prefix string;
  match "regular-expression";
}
source-address source-address;
time-format (year | millisecond | year millisecond);
user (username | *) {
  facility severity ;
  match "regular-expression";
}
}
```


When included in the configuration on the TX Matrix platform, the following configuration statements have the same effect as on a single-chassis system, except that they apply to every platform in the routing matrix:

- **archive**—Sets the size and number of log files archived on each platform in the routing matrix. See “Configuring the Size and Number of Log Files” on page 18
- **console**—Directs the specified messages to the console of each platform in the routing matrix. See “Directing Messages to the Console” on page 13
- **file**—Directs the specified messages to a file of the same name on each platform in the routing matrix. See “Directing Messages to a Log File” on page 11
- **match**—Limits the set of messages logged to a destination to those that contain (or do not contain) a text string matching a regular expression. See “Using Regular Expressions to Refine the Set of Logged Messages” on page 23

The separate **match** statement at the [edit system syslog host scc-master] hierarchy level applies to messages forwarded from the T640 routing nodes to the TX Matrix platform. See “Configuring Optional Features for Forwarded Messages” on page 33.

- **source-address**—Sets the IP address of the routing platform to report in system log messages as the message source, when the messages are directed to the remote machines specified in all **host hostname** statements at the [edit system syslog] hierarchy level, for each platform in the routing matrix. The address is not reported in messages directed to the other Routing Engine on each platform or forwarded to the TX Matrix platform by the T640 routing nodes. See “Specifying an Alternative Source Address for System Log Messages” on page 14.
- **structured-data**—Writes messages to a file in structured-data format. See “Logging Messages in Structured-Data Format” on page 12.
- **time-format**—Adds the millisecond, year, or both to the timestamp in each standard-format message. See “Including the Year or Millisecond in Timestamps” on page 22
- **user**—Directs the specified messages to the terminal session of one or more specified users on each platform in the routing matrix that they are logged in to. See “Directing Messages to a User Terminal” on page 12

The effect of the other statements differs somewhat for a routing matrix than for a single-chassis system. For more information, see the following sections:

- Configuring Message Forwarding in the Routing Matrix on page 29
- Configuring Optional Features for Forwarded Messages on page 33
- Directing Messages to a Remote Destination from the Routing Matrix on page 34
- Configuring System Logging Differently on Each Platform on page 35

Configuring Message Forwarding in the Routing Matrix

By default, the master Routing Engine on each T640 routing node forwards to the master Routing Engine on the TX Matrix platform all messages from all facilities with severity **info** and higher. To change the facility, the severity level, or both, include

the `host scc-master` statement at the `[edit system syslog]` hierarchy level on the TX Matrix platform:

```
[edit system syslog]
host scc-master {
  facility severity ;
}
```

To disable message forwarding, set the facility to `any` and the severity level to `none`:

```
[edit system syslog]
host scc-master {
  any none;
}
```

In either case, the setting applies to all T640 routing nodes in the routing matrix.

To capture the messages forwarded by the T640 routing nodes (as well as messages generated on the TX Matrix platform itself), you must also configure system logging on the TX Matrix platform. Direct the messages to one or more destinations by including the appropriate statements at the `[edit system syslog]` hierarchy level on the TX Matrix platform:

- To a file, as described in “Directing Messages to a Log File” on page 11
- To the terminal session of one or more specific users (or all users), as described in “Directing Messages to a User Terminal” on page 12.
- To the console, as described in “Directing Messages to the Console” on page 13
- To a remote machine that is running the `syslogd` utility or to the other Routing Engine. For more information, see “Directing Messages to a Remote Destination from the Routing Matrix” on page 34

As previously noted, the configuration statements included on the TX Matrix platform also configure the same destinations on each T640 routing node.

When specifying the severity level for local messages (at the `[edit system syslog (file | host | console | user)]` hierarchy level) and forwarded messages (at the `[edit system syslog host scc-master]` hierarchy level), you can set the same severity level for both, set a lower severity level for local messages, or set a higher severity level for local messages. The following examples describe the consequence of each configuration. (For simplicity, the examples use the `any` facility in every case. You can also specify different severities for different facilities, with more complex consequences.)

- Messages Logged When Local and Forwarded Severity Level Are the Same on page 30
- Messages Logged When Local Severity Level Is Lower on page 31
- Messages Logged When Local Severity Level Is Higher on page 32

Messages Logged When Local and Forwarded Severity Level Are the Same

When the severity level is the same for local and forwarded messages, the log on the TX Matrix platform contains all messages from the logs on the T640 routing

nodes. For example, you can specify severity `info` for the `/var/log/messages` file, which is the default severity level for messages forwarded by T640 routing nodes:

```
[edit system syslog]
file messages {
  any info;
}
```

Table 16 on page 31 specifies which messages are included in the logs on the T640 routing nodes and the TX Matrix platform

Table 16: Example: Local and Forwarded Severity Level Are Both info

| Log Location | Source of Messages | Lowest Severity Included |
|--------------------|-----------------------------------|--------------------------|
| T640 routing node | Local | info |
| TX Matrix platform | Local | info |
| | Forwarded from T640 routing nodes | info |

Messages Logged When Local Severity Level Is Lower

When the severity level is lower for local messages than for forwarded messages, the log on the TX Matrix platform includes fewer forwarded messages than when the severities are the same. Locally generated messages are still logged at the lower severity level, so their number in each log is the same as when the severities are the same.

For example, you can specify severity `notice` for the `/var/log/messages` file and severity `critical` for forwarded messages

```
[edit system syslog]
file messages {
  any notice;
}
host scc-master {
  any critical;
}
```

Table 17 on page 32 specifies which messages are included in the logs on the T640 routing nodes and the TX Matrix platform. The T640 routing nodes forward only those messages with severity **critical** and higher, so the log on the TX Matrix platform does not include the messages with severity **error**, **warning**, or **notice** that the T640 routing nodes log locally:

Table 17: Example: Local Severity Is notice, Forwarded Severity Is critical

| Log Location | Source of Messages | Lowest Severity Included |
|--------------------|-----------------------------------|--------------------------|
| T640 routing node | Local | notice |
| TX Matrix platform | Local | notice |
| | Forwarded from T640 routing nodes | critical |

Messages Logged When Local Severity Level Is Higher

When the severity level is higher for local messages than for forwarded messages, the log on the TX Matrix platform includes fewer forwarded messages than when the severities are the same, and all local logs contain fewer messages overall.

For example, you can specify severity **critical** for the `/var/log/messages` file and severity **notice** for forwarded messages:

```
[edit system syslog]
file messages {
  any critical;
}
host scc-master {
  any notice;
}
```

Table 18 on page 32 specifies which messages are included in the logs on the T640 routing nodes and the TX Matrix platform. Although the T640 routing nodes forward messages with severity **notice** and higher, the TX Matrix platform discards any of those messages with severity lower than **critical** (does not log forwarded messages with severity **error**, **warning**, or **notice**). None of the logs include messages with severity **error** or lower.

Table 18: Example: Local Severity Is critical, Forwarded Severity Is notice

| Log Location | Source of Messages | Lowest Severity Included |
|--------------------|-----------------------------------|--------------------------|
| T640 routing node | Local | critical |
| TX Matrix platform | Local | critical |
| | Forwarded from T640 routing nodes | critical |

We do not recommend this type of configuration, because it wastes bandwidth for the routing nodes to forward messages that are not recorded in the log on the TX Matrix platform.

Configuring Optional Features for Forwarded Messages

To configure additional optional features when specifying how the T640 routing nodes forward messages to the TX Matrix platform, include statements at the `[edit system syslog host scc-master]` hierarchy level. To include priority information (facility and severity level) in each forwarded message, include the `explicit-priority` statement. To insert a text string in each forwarded message, include the `log-prefix` statement. To use regular expression matching to specify more exactly which messages from a facility are forwarded, include the `match` statement.

```
[edit system syslog host scc-master]
  facility severity ;
  explicit-priority;
  log-prefix string;
  match "regular-expression";
}
```



NOTE: You can also include the `facility-override` statement at the `[edit system syslog host scc-master]` hierarchy level, but we do not recommend doing so. It is not necessary to use alternative facilities for messages forwarded to the TX Matrix platform, because it runs the JUNOS system logging utility and can interpret the JUNOS-specific facilities. For more information about alternative facilities, see “Changing the Alternative Facility Name for Remote Messages” on page 14

1. Including Priority Information in Forwarded Messages on page 33
2. Adding a Text String to Forwarded Messages on page 34
3. Using Regular Expressions to Refine the Set of Forwarded Messages on page 34

Including Priority Information in Forwarded Messages

When you include the `explicit-priority` statement at the `[edit system syslog host scc-master]` hierarchy level, messages forwarded to the TX Matrix platform include priority information. For the information to appear in a log file on the TX Matrix platform, you must also include the `explicit-priority` statement at the `[edit system syslog file filename]` hierarchy level for the file on the TX Matrix platform. As a consequence, the log file with the same name on each platform in the routing matrix also includes priority information for locally generated messages.

To include priority information in messages directed to a remote machine from all platforms in the routing matrix, also include the `explicit-priority` statement at the `[edit system syslog host hostname]` hierarchy level for the remote machine. For more information, see “Directing Messages to a Remote Destination from the Routing Matrix” on page 34.

In the following example, the `/var/log/messages` file on all platforms includes priority information for messages with severity `notice` and higher from all facilities. The log

on the TX Matrix platform also includes messages with those characteristics forwarded from the T640 routing nodes.

```
[edit system syslog]
host scc-master {
  any notice;
  explicit-priority;
}
file messages {
  any notice;
  explicit-priority;
}
```

Adding a Text String to Forwarded Messages

When you include the `log-prefix` statement at the `[edit system syslog host scc-master]` hierarchy level, the string that you define appears in every message forwarded to the TX Matrix platform. For more information, see “Adding a Text String to System Log Messages” on page 17

Using Regular Expressions to Refine the Set of Forwarded Messages

When you include the `match` statement at the `[edit system syslog host scc-master]` hierarchy level, the regular expression that you specify controls which messages from the T640 routing nodes are forwarded to the TX Matrix platform. The regular expression is not applied to messages from the T640 routing nodes that are directed to destinations other than the TX Matrix platform. For more information about regular expression matching, see “Using Regular Expressions to Refine the Set of Logged Messages” on page 23

Directing Messages to a Remote Destination from the Routing Matrix

You can configure a routing matrix to direct system logging messages to a remote machine or the other Routing Engine on each routing platform, just as on a single-chassis system. Include the `host` statement at the `[edit system syslog]` hierarchy level on the TX Matrix platform:

```
[edit system syslog]
host (hostname | other-routing-engine) {
  facility severity ;
  explicit-priority;
  facility-override facility;
  log-prefix string;
  match "regular-expression";
}
source-address source-address;
```

The TX Matrix platform directs messages to a remote machine or the other Routing Engine in the same way as a single-chassis system, and the optional statements (`explicit-priority`, `facility-override`, `log-prefix`, `match`, and `source-address`) also have the same effect as on a single-chassis system. For more information, see “Directing Messages to a Remote Machine or the Other Routing Engine” on page 13

For the TX Matrix platform to include priority information when it directs messages that originated on a T640 routing node to the remote destination, you must also include the `explicit-priority` statement at the `[edit system syslog host scc-master]` hierarchy level

The `other-routing-engine` statement does not interact with message forwarding from the T640 routing nodes to the TX Matrix platform. For example, if you include the statement in the configuration for the Routing Engine in slot 0 (re0), the re0 Routing Engine on each T640 routing node sends messages to the `re1` Routing Engine on its platform only. It does not also send messages directly to the `re1` Routing Engine on the TX Matrix platform.

Because the configuration on the TX Matrix platform applies to the T640 routing nodes, any T640 routing node that has interfaces for direct access to the Internet also directs messages to the remote machine. The consequences include the following:

- If the T640 routing nodes are configured to forward messages to the TX Matrix platform (as in the default configuration), the remote machine receives two copies of some messages: one directly from the T640 routing node and the other from the TX Matrix platform. Which messages are duplicated depends on whether the severities are the same for local logging and for forwarded messages. For more information, see “Configuring Message Forwarding in the Routing Matrix” on page 29
- If the `source-address` statement is configured at the `[edit system syslog]` hierarchy level, all platforms in the routing matrix report the same source routing platform in messages directed to the remote machine. This is appropriate, because the routing matrix functions as a single routing platform.
- If the `log-prefix` statement is included, the messages from all platforms in the routing matrix include the same text string. You cannot use the string to distinguish between the platforms in the routing matrix

Configuring System Logging Differently on Each Platform

We recommend that all platforms in a routing matrix use the same configuration, which implies that you include system logging configuration statements on the TX Matrix platform only. In rare circumstances, however, you might choose to log different messages on different platforms. For example, if one platform in the routing matrix is experiencing problems with authentication, a Juniper Networks support representative might instruct you to log messages from the `authorization` facility on that platform.

To configure platforms separately, include configuration statements in the appropriate groups at the `[edit groups]` hierarchy level on the TX Matrix platform:

- To configure settings that apply to the TX Matrix platform but not the T640 routing nodes, include them in the `re0` and `re1` configuration groups.
- To configure settings that apply to particular T640 routing nodes, include them in the `lcn-re0` and `lcn-re1` configuration groups, where `n` is the line-card chassis (LCC) index number of the routing node

When you use configuration groups, do not issue CLI configuration-mode commands to change the statements at the `[edit system syslog]` hierarchy level on the TX Matrix platform. If you do, the resulting statements overwrite the statements defined in configuration groups and apply to the T640 routing nodes also. (We further recommend that you do not issue CLI configuration-mode commands on the T640 routing nodes at any time.)

For more information about the configuration groups for a routing matrix, see the chapter about configuration groups in the *JUNOS CLI User Guide*.

The following example shows how to configure the `/var/log/messages` files on three platforms to include different sets of messages:

- On the TX Matrix platform, local messages with severity `info` and higher from all facilities. The file does not include messages from the T640 routing nodes, because the `host scc-master` statement disables message forwarding.
- On the T640 routing node designated `LCC0`, messages from the `authorization` facility with severity `info` and higher.
- On the T640 routing node designated `LCC1`, messages with severity `notice` from all facilities.

```
[edit groups]
re0 {
  system {
    syslog {
      file messages {
        any info;
      }
      host scc-master {
        any none;
      }
    }
  }
}
re1 {
  ... same statements as for re0 ...
}
lcc0-re0 {
  system {
    syslog {
      file messages {
        authorization info;
      }
    }
  }
}
lcc0-re1 {
  ... same statements as for lcc0-re0 ...
}
lcc1-re0 {
  system {
    syslog {
      file messages {
        any notice;
      }
    }
  }
}
```



```

    }
  }
}
}
lcc0-re1 {
... same statements as for lcc1-re0 ...
}

```

Displaying and Interpreting System Log Messages

This section explains how to display a log file and interpret the contents of system log messages:

For more information about the commands discussed in this section, see the *JUNOS System Basics and Services Command Reference*.

- Displaying a Log File from a Single-Chassis System on page 37
- Displaying a Log File from a Routing Matrix on page 37
- Interpreting System Log Messages on page 38
- Format of the message-source Field on page 45
- Examples: Displaying a Log File on page 48

Displaying a Log File from a Single-Chassis System

To display a log file stored on a single-chassis system, enter JUNOS CLI operational mode and issue either of the following commands:

```

user@host> show log log-filename
user@host> file show log-file-pathname

```

By default, the commands display the file stored on the local Routing Engine. To display the file stored on a particular Routing Engine, prefix the file- or pathname with the string **re0** or **re1** and a colon. The following examples both display the `/var/log/messages` file stored on the Routing Engine in slot 1:

```

user@host> show log re1:messages
user@host> file show re1:/var/log/messages

```

For information about the fields in a log message, see “Interpreting System Log Messages” on page 38. For examples, see “Examples: Displaying a Log File” on page 48

Displaying a Log File from a Routing Matrix

One way to display a log file stored on the local Routing Engine of any of the individual platforms in a routing matrix (T640 routing nodes or TX Matrix platform) is to log in to a Routing Engine on the platform, enter JUNOS CLI operational mode, and issue the **show log** or **file show** command described in “Displaying a Log File from a Single-Chassis System” on page 37

To display a log file stored on a T640 routing node during a terminal session on the TX Matrix platform, issue the **show log** or **file show** command and add a prefix that specifies the T640 routing node's LCC index number as **lccn**, followed by a colon. The index can be from 0 (zero) through 3:

```
user@host> show log lccn:log-filename
user@host> file show lccn:log-file-pathname
```

By default, the **show log** and **file show** commands display the specified log file stored on the master Routing Engine on the T640 routing node. To display the log from a particular Routing Engine, prefix the file- or pathname with the string **lccn-master**, **lccn-re0**, or **lccn-re1**, followed by a colon. The following examples all display the **/var/log/messages** file stored on the master Routing Engine (in slot 0) on routing node LCC2:

```
user@host> show log lcc2:messages
user@host> show log lcc2-master:messages
user@host> show log lcc2-re0:messages
user@host> file show lcc2:/var/log/messages
```

If the T640 routing nodes are forwarding messages to the TX Matrix platform (as in the default configuration), another way to view messages generated on a T640 routing node during a terminal session on the TX Matrix platform is simply to display a local log file. However, the messages are intermixed with messages from other T640 routing nodes and the TX Matrix platform itself. For more information about message forwarding, see “Configuring Message Forwarding in the Routing Matrix” on page 29.

For information about the fields in a log message, see “Interpreting System Log Messages” on page 38. For examples, see “Examples: Displaying a Log File” on page 48

Interpreting System Log Messages

The fields in a message written to the system log depend on whether the message was generated by a JUNOS process or subroutine library, or by services on a PIC, and whether it is in standard format or structured-data format. For more information, see the following sections:

- Interpreting Messages Generated in Structured-Data Format on page 38
- Interpreting Messages Generated in Standard Format by a JUNOS Process or Library on page 43
- Interpreting Messages Generated in Standard Format by Services on a PIC on page 44

Interpreting Messages Generated in Structured-Data Format

Beginning in JUNOS Release 8.3, when the **structured-data** statement is included in the configuration for a log file, JUNOS processes and software libraries write messages to the file in structured-data format instead of the standard JUNOS format. For information about the **structured-data** statement, see “Logging Messages in Structured-Data Format” on page 12.

Structured-format makes it easier for automated applications to extract information from the message. In particular, the standardized format for reporting the value of variables (elements in the English-language message that vary depending on the circumstances that triggered the message) makes it easy for an application to extract those values. In standard format, the variables are interspersed in the message text and not identified as variables.

The structured-data format for a message includes the following fields (which appear here on two lines only for legibility):

```
<priority code>version timestamp hostname process processID TAG [junos@2636.platform
variable-value-pairs] message-text
```

Table 19 on page 39 describes the fields. If the system logging utility cannot determine the value in a particular field, a hyphen (-) appears instead.

Table 19: Fields in Structured-Data Messages

| Field | Description | Examples |
|------------------------------|--|--|
| <i><priority code></i> | Number that indicates the message's facility and severity. It is calculated by multiplying the facility number by 8 and then adding the numerical value of the severity. For a mapping of the numerical codes to facility and severity, see Table 20 on page 41. | <165> for a message from the pfe facility (facility=20) with severity notice (severity=5). |
| <i>version</i> | Version of the Internet Engineering Task Force (IETF) system logging protocol specification. | 1 for the initial version |
| <i>timestamp</i> | Time when the message was generated, in one of two representations: <ul style="list-style-type: none"> ■ YYYY-MM-DDTHH:MM:SS.MSZ is the year, month, day, hour, minute, second and millisecond in Universal Coordinated Time (UTC) ■ YYYY-MM-DDTHH:MM:SS.MS +/-HH:MM is the year, month, day, hour, minute, second and millisecond in local time; the hour and minute that follows the plus sign (+) or minus sign (-) is the offset of the local time zone from UTC | 2007-02-15T09:17:15.719Z is 9:17 AM UTC on 15 February 2007. 2007-02-15T01:17:15.719-08:00 is the same timestamp expressed as Pacific Standard Time in the United States. |
| <i>hostname</i> | Name of the host that originally generated the message. | router1 |
| <i>process</i> | Name of the JUNOS process that generated the message. | mgd |
| <i>processID</i> | UNIX process ID (PID) of the JUNOS process that generated the message. | 3046 |

Table 19: Fields in Structured-Data Messages (*continued*)

| Field | Description | Examples |
|-----------------------------|--|---|
| <i>TAG</i> | JUNOS system log message tag, which uniquely identifies the message. For a list of the tags described in this reference, see “System Log Messages” on page 53. | UI_DBASE_LOGOUT_EVENT |
| <i>junos@2636.platform</i> | An identifier for the type of hardware platform that generated the message. The <i>junos@2636</i> prefix indicates that the platform runs the JUNOS software. It is followed by a dot-separated numerical identifier for the platform type. For a list of the identifiers, see Table 21 on page 42 | junos@2636.1.1.1.2.18 for the M120 router |
| <i>variable-value-pairs</i> | A variable-value pair for each element in the <i>message-text</i> string that varies depending on the circumstances that triggered the message. Each pair appears in the format <i>variable</i> = “ <i>value</i> ”. | username=“regress” |
| <i>message-text</i> | English-language description of the event or error (omitted if the brief statement is included at the [edit system syslog file filename structured-data] hierarchy level). For the text for each message, see the chapters following “System Log Messages” on page 53 | User 'regress' exiting configuration mode |

By default, the structured-data version of a message includes English text at the end, as in the following example (which appears on multiple lines only for legibility):

```
<165>1 2007-02-15T09:17:15.719Z router1 mgd 3046 UI_DBASE_LOGOUT_EVENT
[junos@2636.1.1.1.2.18 username="regress"] User 'regress' exiting configuration mode
```

When the brief statement is included at the [edit system syslog file *filename* structured-data] hierarchy level, the English text is omitted, as in this example:

```
<165>1 2007-02-15T09:17:15.719Z router1 mgd 3046 UI_DBASE_LOGOUT_EVENT
[junos@2636.1.1.1.2.18 username="regress"]
```

Table 20 on page 41 maps the codes that appear in the *priority-code* field to facility and severity level



NOTE: Not all of the facilities and severities listed in Table 20 on page 41 can be included in statements at the [edit system syslog] hierarchy level (some are used by internal processes). For a list of the facilities and severity levels that can be included in the configuration, see “Specifying the Facility and Severity of Messages to Include in the Log” on page 9.

Table 20: Facility and Severity Codes in the priority-code Field

| Facility (number) | Severity emergency | alert | critical | error | warning | notice | info | debug |
|-------------------------------|-----------------------|-------|----------|-------|---------|--------|------|-------|
| kernel (0) | 1 | 1 | 2 | 3 | 4 | 5 | 6 | 7 |
| user (1) | 8 | 9 | 10 | 11 | 12 | 13 | 14 | 15 |
| mail (2) | 16 | 17 | 18 | 19 | 20 | 21 | 22 | 23 |
| daemon (3) | 24 | 25 | 26 | 27 | 28 | 29 | 30 | 31 |
| authorization (4) | 32 | 33 | 34 | 35 | 36 | 37 | 38 | 39 |
| syslog (5) | 40 | 41 | 42 | 43 | 44 | 45 | 46 | 47 |
| printer (6) | 48 | 49 | 50 | 51 | 52 | 53 | 54 | 55 |
| news (7) | 56 | 57 | 58 | 59 | 60 | 61 | 62 | 63 |
| uucp (8) | 64 | 65 | 66 | 67 | 68 | 69 | 70 | 71 |
| clock (9) | 72 | 73 | 74 | 75 | 76 | 77 | 78 | 79 |
| authorization-private (10) | 80 | 81 | 82 | 83 | 84 | 85 | 86 | 87 |
| ftp (11) | 88 | 89 | 90 | 91 | 92 | 93 | 94 | 95 |
| ntp (12) | 96 | 97 | 98 | 99 | 100 | 101 | 102 | 103 |
| security (13) | 104 | 105 | 106 | 107 | 108 | 109 | 110 | 111 |
| console (14) | 112 | 113 | 114 | 115 | 116 | 117 | 118 | 119 |
| local0 (16) | 128 | 129 | 130 | 131 | 132 | 133 | 134 | 135 |
| dfc (17) | 136 | 137 | 138 | 139 | 140 | 141 | 142 | 143 |
| local2 (18) | 144 | 145 | 146 | 147 | 148 | 149 | 150 | 151 |
| firewall (19) | 152 | 153 | 154 | 155 | 156 | 157 | 158 | 159 |
| pfe (20) | 160 | 161 | 162 | 163 | 164 | 165 | 166 | 167 |
| conflict-log (21) | 168 | 169 | 170 | 171 | 172 | 173 | 174 | 175 |
| change-log (22) | 176 | 177 | 178 | 179 | 180 | 181 | 182 | 183 |
| interactive-commands (23) | 184 | 185 | 186 | 187 | 188 | 189 | 190 | 191 |

Table 21 on page 42 lists the numerical identifiers for routing platforms that appear in the *platform* field. The identifier is derived from the platform's SNMP object identifier (OID) as defined in the Juniper Networks routing platform MIB. For more information about OIDs, see the JUNOS Network Management Configuration Guide.

For a downloadable version of the MIB, see <http://www.juniper.net/techpubs/\software/junos/junosXX/swconfigXX-net-mgmt/html/mib-jnx-chas-defines.txt> (replace *XX* with a release code such as 84 for JUNOS Release 8.4).

Table 21: Platform Identifiers in the platform Field

| Identifier | Platform Name |
|------------|-----------------------|
| 1.1.1.2.1 | M40 router |
| 1.1.1.2.2 | M20 router |
| 1.1.1.2.3 | M160 router |
| 1.1.1.2.4 | M10 router |
| 1.1.1.2.5 | M5 router |
| 1.1.1.2.6 | T640 routing node |
| 1.1.1.2.7 | T320 router |
| 1.1.1.2.8 | M40e router |
| 1.1.1.2.9 | M320 router |
| 1.1.1.2.10 | M7i router |
| 1.1.1.2.11 | M10i router |
| 1.1.1.2.13 | J2300 Services Router |
| 1.1.1.2.14 | J4300 Services Router |
| 1.1.1.2.15 | J6300 Services Router |
| 1.1.1.2.17 | TX Matrix platform |
| 1.1.1.2.18 | M120 router |
| 1.1.1.2.19 | J4350 Services Router |
| 1.1.1.2.20 | J6350 Services Router |
| 1.1.1.2.23 | J2320 Services Router |
| 1.1.1.2.24 | J2350 Services Router |

Interpreting Messages Generated in Standard Format by a JUNOS Process or Library

The syntax of a standard-format message generated by a JUNOS software process or subroutine library depends on whether it includes priority information

- When the `explicit-priority` statement is included at the `[edit system syslog file filename]` or `[edit system syslog host (hostname | other-routing-engine)]` hierarchy level, a system log message has the following syntax:

```
timestamp message-source: %facility-severity-TAG: message-text
```

- When directed to the console or to users, or when the `explicit-priority` statement is not included for files or remote hosts, a system log message has the following syntax:

```
timestamp message-source: TAG: message-text
```

Table 22 on page 43 describes the message fields.

Table 22: Fields in Standard-Format Messages Generated by a JUNOS Process or Library

| Field | Description |
|-----------------------|---|
| <i>timestamp</i> | Time at which the message was logged. |
| <i>message-source</i> | Identifier of the process or component that generated the message and the routing platform on which the message was logged. This field includes two or more subfields, depending on how system logging is configured. See “Format of the message-source Field” on page 45 |
| <i>facility</i> | Code that specifies the facility to which the system log message belongs. For a mapping of codes to facility names, see Table 13 on page 20. |
| <i>severity</i> | Numerical code that represents the severity level assigned to the system log message. For a mapping of codes to severity names, see Table 14 on page 21. |
| <i>TAG</i> | Text string that uniquely identifies the message, in all uppercase letters and using the underscore (_) to separate words. The tag name begins with a prefix that indicates the generating software process or library. The entries in this reference are ordered alphabetically by this prefix. Not all processes on a routing platform use tags, so this field does not always appear. For a list of prefixes for the tags described in this reference, see “System Log Messages” on page 53. |
| <i>message-text</i> | Text of the message. For the text for each message, see the chapters following “System Log Messages” on page 53 |

Interpreting Messages Generated in Standard Format by Services on a PIC

Standard-format system log messages generated by services on a PIC, such as the Adaptive Services (AS) PIC, have the following syntax:

```
timestamp (FPC Slot fpc-slot, PIC Slot pic-slot) {service-set} [SERVICE]:
optional-string TAG: message-text
```



NOTE: System logging for services on PICs is not configured at the [edit system syslog] hierarchy level as discussed in this chapter. For configuration information, see the *JUNOS Services Interfaces Configuration Guide*.

The (FPC Slot *fpc-slot*, PIC Slot *pic-slot*) field appears only when the standard system logging utility that runs on the Routing Engine writes the messages to the system log. When the PIC writes the message directly, the field does not appear.

Table 23 on page 44 describes the message fields.

Table 23: Fields in Messages Generated by a PIC

| Field | Description |
|------------------------|--|
| <i>timestamp</i> | Time at which the message was logged. |
| <i>fpc-slot</i> | Slot number of the Flexible PIC Concentrator (FPC) that houses the PIC that generated the message. |
| <i>pic-slot</i> | Number of the PIC slot on the FPC in which the PIC that generated the message resides. |
| <i>service-set</i> | Name of the service set that generated the message. |
| <i>SERVICE</i> | Code representing the service that generated the message. The codes include the following: <ul style="list-style-type: none"> ■ FWNAT—Network Address Translation (NAT) service ■ IDS—Intrusion detection service |
| <i>optional-string</i> | A text string that appears if the configuration for the PIC includes the log-prefix statement at the [edit interfaces interface-name services-options syslog] hierarchy level. For more information, see the <i>JUNOS Services Interfaces Configuration Guide</i> . |
| <i>TAG</i> | Text string that uniquely identifies the message, in all uppercase letters and using the underscore (_) to separate words. The tag name begins with a prefix that indicates the generating PIC. The entries in this reference are ordered alphabetically by this prefix. |
| <i>message-text</i> | Text of the message. For the text of each message, see “System Log Messages” on page 53. |

Format of the message-source Field

The *message-source* field discussed in “Interpreting Messages Generated in Standard Format by a JUNOS Process or Library” on page 43 has two or more subfields, depending on whether the message is logged on a single-chassis system or on a platform in a routing matrix, and whether message forwarding is configured in the routing matrix.

For more information, see the following sections:

- The message-source Field on a Single-Chassis System on page 45
- The message-source Field on a TX Matrix Platform on page 45
- The message-source Field on a T640 Routing Node in a Routing Matrix on page 47

The message-source Field on a Single-Chassis System

The format of the *message-source* field in a message on a single-chassis system depends on whether the message was generated on the local Routing Engine or the other Routing Engine (on a system with two Routing Engines installed and operational). Messages from the other Routing Engine appear only if its configuration includes the *other-routing-engine* statement at the [edit system syslog host] hierarchy level.

- When the local Routing Engine generated the message, there are two subfields:

hostname process[process-ID]

- When the other Routing Engine generated the message, there are three subfields:

hostname reX process[process-ID]

hostname is the hostname of the local Routing Engine.

process[process-ID] is the name and PID of the process that generated the message. If the *reX* field also appears, the process is running on the other Routing Engine. If a process does not report its PID, the *[process-ID]* part does not appear.

reX indicates that the other Routing Engine generated the message (X is 0 or 1).

The message-source Field on a TX Matrix Platform

The format of the *message-source* field in a message on a TX Matrix platform depends on several factors:

- Whether the message was generated on the TX Matrix platform or a T640 routing node in the routing matrix. By default, the master Routing Engine on each T640 routing node forwards messages from all facilities with severity info and higher to the master Routing Engine on the TX Matrix platform. When you configure system logging on the TX Matrix platform, its logs include the forwarded messages. For more information, see “Configuring Message Forwarding in the Routing Matrix” on page 29

- Whether the message was generated on the local Routing Engine or the other Routing Engine on the originating machine (TX Matrix platform or T640 routing node). Messages from the other Routing Engine appear only if its configuration includes the `other-routing-engine` statement at the `[edit system syslog host]` hierarchy level.
- Whether the message was generated by a kernel or user-space process, or by the microkernel on a hardware component.

Table 24 on page 46 specifies the format of the message-source field in the various cases.

Table 24: Format of message-source Field in Messages Logged on TX Matrix Platform

| Generating Machine | Generating Routing Engine | Process or Component | Format |
|--------------------|---------------------------|----------------------|--|
| TX Matrix platform | Local | Process | hostname <i>process</i> [<i>processID</i>] |
| | | Component | hostname <i>scc-reX</i> <i>process</i> [<i>processID</i>] |
| | Other | Process | hostname <i>scc-reX</i> <i>scc-componentZ process</i> |
| | | Component | hostname <i>scc-reX</i> <i>scc-componentZ process</i> |
| T640 routing node | Local | Process | hostname <i>lccY-master</i> <i>process</i> [<i>processID</i>] |
| | | Component | hostname <i>lccY-master</i> <i>scc-componentZ process</i> |
| | Other | Process | hostname <i>lccY-master</i> <i>lccY-reX process</i> [<i>processID</i>] |
| | | Component | hostname <i>lccY-master</i> <i>lccY-reX lccY-componentZ</i> <i>process</i> |

hostname is the hostname of the local Routing Engine on the TX Matrix platform.

lccY-master is the master Routing Engine on the T640 routing node with the indicated LCC index number (Y is from 0 through 3).

lccY-reX indicates that the backup Routing Engine on the T640 routing node generated the message (X is 0 or 1). The routing node has the indicated LCC index number (Y matches the value in the *lccY-master* field).

lccY-componentZ process identifies the hardware component and process on the T640 routing node that generated the message (Y matches the value in the *lccY-master* field and the range of values for Z depends on the component type). For example,

lcc2-fpc1 PFEMAN refers to a process on the FPC in slot 1 on the T640 routing node with index LCC2.

process[process-ID] is the name and PID of the kernel or user-space process that generated the message. If the **scc-reX** or **lccY-reX** field also appears, the process is running on the other Routing Engine. If a process does not report its PID, the *[process-ID]* part does not appear.

scc-componentZ process identifies the hardware component and process on the TX Matrix platform that generated the message (the range of values for Z depends on the component type). For example, **spmb1 GSIB** refers to a process on one of the processor boards in the Switch Interface Board (SIB) with index 1.

scc-reX indicates that the other Routing Engine on the TX Matrix platform generated the message (X is 0 or 1).

The message-source Field on a T640 Routing Node in a Routing Matrix

The format of the *message-source* field in a message on a T640 routing node in a routing matrix depends on two factors:

- Whether the message was generated on the local Routing Engine or the other Routing Engine. Messages from the other Routing Engine appear only if its configuration includes the **other-routing-engine** statement at the *[edit system syslog host]* hierarchy level.
- Whether the message was generated by a kernel or user-space process, or by the microkernel on a hardware component.

Table 25 on page 47 specifies the format of the *message-source* field in the various cases.

Table 25: Format of message-source Field in Messages Logged on TX Matrix Platform

| Generating Routing Engine | Process or Component | Format |
|---------------------------|----------------------|---|
| Local | Process | <i>hostname-lccY process[processID]</i> |
| | Component | <i>hostname-lccY lccY-componentZ process</i> |
| Other | Process | <i>hostname-lccY lccY-reX process[processID]</i> |
| | Component | <i>hostname-lccY lccY-reX lccY-componentZ process</i> |

hostname-lccY is the hostname of the local Routing Engine and the T640 routing node's LCC index number.

lccY-componentZ process identifies the hardware component and process that generated the message (Y matches the value in the *hostname-lccY* field and the range

of values for Z depends on the component type). For example, lcc0-fpc0 CMLC refers to a process on the FPC in slot 0. The T640 routing node has index LCC0 in the routing matrix.

lccY-reX indicates that the other Routing Engine on the routing node generated the message (Y matches the value in the *hostname-lccY* field and X is 0 or 1).

process[process-ID] is the name and PID of the kernel or user-space process that generated the message. If the *lccY-reX* field also appears, the process is running on the other Routing Engine. If a process does not report its PID, the *[process-ID]* part does not appear.

Examples: Displaying a Log File

Display the contents of the `/var/log/messages` file stored on the local Routing Engine. (The `/var/log` directory is the default location for log files, so you do not need to include it in the filename. The `messages` file is a commonly configured destination for system log messages.)

```
user@host> show log messages Apr 11 10:27:25 router1 mgd[3606]:
  UI_DBASE_LOGIN_EVENT: User 'barbara' entering configuration mode
Apr 11 10:32:22 router1 mgd[3606]: UI_DBASE_LOGOUT_EVENT: User 'barbara'
  exiting configuration mode
Apr 11 11:36:15 router1 mgd[3606]: UI_COMMIT: User 'root' performed commit: no
  comment
Apr 11 11:46:37 router1 mib2d[2905]: SNMP_TRAP_LINK_DOWN: ifIndex 82,
  ifAdminStatus up(1), ifOperStatus down(2), ifName at-1/0/0
```

Display the contents of the file `/var/log/processes`, which has been previously configured to include messages from the `daemon` facility. When issuing the `file show` command, you must specify the full pathname of the file:

```
user@host> file show /var/log/processes Feb 22 08:58:24 router1 snmpd[359]:
  SNMPD_TRAP_WARM_START: trap_generate_warm: SNMP trap: warm start
Feb 22 20:35:07 router1 snmpd[359]: SNMPD_THROTTLE_QUEUE_DRAINED:
  trap_throttle_timer_handler: cleared all throttled traps
Feb 23 07:34:56 router1 snmpd[359]: SNMPD_TRAP_WARM_START:
  trap_generate_warm: SNMP trap: warm start
Feb 23 07:38:19 router1 snmpd[359]: SNMPD_TRAP_COLD_START:
  trap_generate_cold: SNMP trap: cold start
```

Display the contents of the file `/var/log/processes` when the `explicit-priority` statement is included at the `[edit system syslog file processes]` hierarchy level:

```
user@host> file show /var/log/processes Feb 22 08:58:24 router1 snmpd[359]:
%DAEMON-3-SNMPD_TRAP_WARM_START: trap_generate_warm: SNMP trap: warm
  start
Feb 22 20:35:07 router1 snmpd[359]:
%DAEMON-6-SNMPD_THROTTLE_QUEUE_DRAINED: trap_throttle_timer_handler: cleared
  all throttled traps
Feb 23 07:34:56 router1 snmpd[359]:
%DAEMON-3-SNMPD_TRAP_WARM_START: trap_generate_warm: SNMP trap: warm
  start
Feb 23 07:38:19 router1 snmpd[359]:
```

%DAEMON-2-SNMPD_TRAP_COLD_START: trap_generate_cold: SNMP trap: cold start

Getting Help About System Log Messages

System log message tag names begin with a prefix that indicates which JUNOS software process, subroutine library, or service on a PIC generated the message. This section explains how to learn more about the messages with each prefix, both in this reference and while you are using the CLI.

For a list of the prefixes for messages described in this reference, see “System Log Messages” on page 53. For information about displaying and interpreting messages, see the following sections:

- Displaying and Interpreting System Log Message Descriptions on page 49
- Examples: Displaying System Log Message Descriptions on page 51

Displaying and Interpreting System Log Message Descriptions

This reference lists the messages available at the time of its publication. To display the list of messages that applies to the version of the JUNOS software that is running on a routing platform, enter JUNOS CLI operational mode and issue the following command:

```
user@host> help syslog ?
```

To display the list of available descriptions for tags whose names begin with a specific character string, substitute the string (in all capital letters) for the variable *TAG-PREFIX* (there is no space between the prefix and the question mark):

```
user@host> help syslog TAG-PREFIX?
```

To display the complete descriptions for tags whose name includes a regular expression, substitute the expression for the variable *regex*. The match is not case-sensitive.

```
user@host> help syslog regex
```

To display the complete description of a particular message, substitute its name for the variable *TAG* (in all capital letters):

```
user@host> help syslog TAG
```

Table 26 on page 49 describes the fields in a system log message description in this reference or in the CLI.

Table 26: Fields in System Log Message Descriptions

| Field Name in Reference | Field Name in CLI | Description |
|-------------------------|-------------------|---|
| — | Name | The message tag in all capital letters. |

Table 26: Fields in System Log Message Descriptions (*continued*)

| Field Name in Reference | Field Name in CLI | Description |
|-------------------------|-------------------|---|
| System Log Message | Message | <p>Text of the message written to the system log. In the log, a specific value is substituted for each variable that appears in italics in this reference or in angle brackets (< >) in the CLI.</p> <p>In this reference, the message text appears on the second line of the System Log Message field. The first line is the message tag (the same text as in the CLI Name field). The prefix on each tag identifies the message source and the rest of the tag indicates the specific event or error. “System Log Messages” on page 53 lists the prefixes for which this reference includes entries.</p> |
| — | Help | Short description of the message, which also appears in the right-hand column of CLI output for the help syslog command when the output lists multiple messages. |
| Description | Description | More detailed explanation of the message |
| Type | Type | <p>Category to which the message belongs:</p> <ul style="list-style-type: none"> ■ Error: The message reports an error or failure condition that might require corrective action. ■ Event: The message reports a condition or occurrence that does not generally require corrective action. |
| Severity | Severity | Message severity level as described in Table 10 on page 10 |
| Cause | Cause | (Optional) Possible cause for message generation. There can be more than one cause. |

Table 26: Fields in System Log Message Descriptions *(continued)*

| Field Name in Reference | Field Name in CLI | Description |
|-------------------------|-------------------|--|
| Action | Action | (Optional) Action you can perform to resolve the error or failure condition described in the message. If this field does not appear in an entry, either no action is required or the action is self-explanatory. |

Examples: Displaying System Log Message Descriptions

Display the list of all currently available system log message descriptions:

```
user@host> help syslog ?
```

Possible completions:

```
<syslog-tag> Syslog tag
. . . . .
BOOTPD_ARG_ERR Command-line option was invalid
BOOTPD_BAD_ID Request failed because assembly ID was unknown
BOOTPD_BOOTSTRING tnp.bootpd provided boot string
BOOTPD_CONFIG_ERR tnp.bootpd could not parse configuration file;
                  used default settings
BOOTPD_CONF_OPEN tnp.bootpd could not open configuration file
BOOTPD_DUP_REV Extra boot string definitions for revision were
                ignored
---(more 4%)---
```

Display the list of all currently available system log message descriptions for tags that begin with the letters ACCT (there is no space between ACCT and the question mark, and some descriptions are shortened for legibility):

```
user@host> help syslog ACCT?
```

Possible completions:

```
<syslog-tag> System log tag or regular expression
ACCT_ACCOUNTING_ERROR Error occurred during file processing
ACCT_ACCOUNTING_FOPEN_ERROR Open operation failed on file
ACCT_ACCOUNTING_SMALL_FILE_SIZE Maximum file size is smaller than ...
ACCT_BAD_RECORD_FORMAT Record format does not match accounting profile
ACCT_CU_RTSLIB_ERROR Error occurred obtaining current class usage ...
ACCT_FORK_ERR Could not create child process
ACCT_FORK_LIMIT_EXCEEDED Could not create child process because of limit
ACCT_GETHOSTNAME_ERROR gethostname function failed
ACCT_MALLOC_FAILURE Memory allocation failed
ACCT_UNDEFINED_COUNTER_NAME Filter profile used undefined counter name
ACCT_XFER_FAILED Attempt to transfer file failed
ACCT_XFER_POPEN_FAIL File transfer failed
```

Display the description of the UI_CMDLINE_READ_LINE message:

```
user@host> help syslog UI_CMDLINE_READ_LINE
```

Name: UI_CMDLINE_READ_LINE
Message: User '<users>', command '<input>'
Help: User entered command at CLI prompt
Description: The indicated user typed the indicated command at the CLI prompt and pressed the Enter key, sending the command string to the management process (mgd).
Type: Event: This message reports an event, not an error
Severity: info

Part 2

System Log Messages

- ACCT System Log Messages on page 55
- ASP System Log Messages on page 59
- AUDITD System Log Messages on page 85
- AUTHD System Log Messages on page 89
- AUTOD System Log Messages on page 91
- BFDD System Log Messages on page 93
- BOOTPD System Log Messages on page 95
- CFMD System Log Messages on page 101
- CHASSISD System Log Messages on page 103
- COSD System Log Messages on page 165
- DCD System Log Messages on page 175
- DFCD System Log Messages on page 179
- DFWD System Log Messages on page 181
- DHCPD System Log Messages on page 183
- EVENTD System Log Messages on page 187
- FLOW System Log Messages on page 193
- FPCLOGIN System Log Messages on page 195
- FSAD System Log Messages on page 197
- FUD System Log Messages on page 207
- FWAUTH System Log Messages on page 211
- JCS System Log Messages on page 215
- JADE System Log Messages on page 221
- JSRPD System Log Messages on page 223
- KMD System Log Messages on page 225
- L2ALD System Log Messages on page 247
- L2CPD System Log Messages on page 253
- L2TPD System Log Messages on page 261
- LACPD System Log Messages on page 287
- LFMD System Log Messages on page 289

- LIBESPTASK System Log Messages on page 291
- LIBJNX System Log Messages on page 293
- LIBMSRPC System Log Messages on page 299
- LICENSE System Log Messages on page 301
- LLDPD System Log Messages on page 305
- LOGIN System Log Messages on page 307
- LRMUX System Log Messages on page 311
- MCSNOOPD System Log Messages on page 313
- MIB2D System Log Messages on page 315
- MPLS_OAM System Log Messages on page 321
- NSD System Log Messages on page 325
- PFE System Log Messages on page 327
- PFED System Log Messages on page 335
- PING System Log Messages on page 337
- PPMD System Log Messages on page 341
- PPPD System Log Messages on page 343
- RDD System Log Messages on page 349
- RMOPD System Log Messages on page 353
- RPD System Log Messages on page 357
- RT System Log Messages on page 403
- RTLOG System Log Messages on page 419
- RTLOGD System Log Messages on page 421
- RTPERF System Log Messages on page 423
- SAVAL System Log Messages on page 425
- SDXD System Log Messages on page 427
- SNMP System Log Messages on page 431
- SNMPD System Log Messages on page 435
- SPD System Log Messages on page 445
- TASK System Log Messages on page 451
- TFTPDP System Log Messages on page 459
- UI System Log Messages on page 463
- VCCPD System Log Messages on page 485
- VRRPD System Log Messages on page 489
- WEB System Log Messages on page 493

Chapter 2

ACCT System Log Messages

This chapter describes messages with the ACCT prefix. They are generated by the accounting statistics process, which collects and records interface, filter, and class usage statistics.

ACCT_ACCOUNTING_FERROR

| | |
|---------------------------|--|
| System Log Message | Unexpected error <i>error-code</i> from file <i>filename</i> |
| Description | An error prevented the accounting statistics process from processing the indicated file. |
| Type | Error: An error occurred |
| Severity | warning |

ACCT_ACCOUNTING_FOPEN_ERROR

| | |
|---------------------------|--|
| System Log Message | Failed to open file <i>filename</i> : <i>error-code</i> |
| Description | The accounting statistics process could not open the indicated file. |
| Type | Error: An error occurred |
| Severity | warning |

ACCT_ACCOUNTING_SMALL_FILE_SIZE

| | |
|---------------------------|---|
| System Log Message | File <i>filename</i> size (<i>file-size</i>) is smaller than record size (<i>record-size</i>) |
| Description | The size limit configured for the indicated file is smaller than the record to be written to it. |
| Type | Error: An error occurred |
| Severity | warning |

ACCT_BAD_RECORD_FORMAT

| | |
|---------------------------|---|
| System Log Message | Invalid statistics record: <i>entry</i> |
| Description | The number of columns in the indicated record does not match the number of columns in the accounting profile. |
| Type | Error: An error occurred |

Severity warning

ACCT_CU_RTSLIB_ERROR

System Log Message Error getting class usage statistics for interface *interface-name.unit-id: error-message*

Description The accounting statistics process could not obtain current class usage statistics.

Type Error: An error occurred

Severity error

ACCT_FORK_ERR

System Log Message Unable to fork: *error-message*

Description The accounting statistics process could not create a child process for transferring files, for the indicated reason.

Type Error: An error occurred

Severity error

ACCT_FORK_LIMIT_EXCEEDED

System Log Message Unable to fork: too many child processes

Description The accounting statistics process could not create a child process for transferring files, because adding another child would have made the number of children exceed the limit.

Type Error: An error occurred

Severity error

ACCT_GETHOSTNAME_ERROR

System Log Message Error *error-code* trying to get hostname

Description A call to the gethostname() function failed.

Type Error: An error occurred

Severity error

ACCT_MALLOC_FAILURE

System Log Message Memory allocation failed while reallocating filter profile interface list

Description The accounting statistics process could not allocate memory from the heap.

Type Error: An error occurred

Severity error

Cause An internal software failure occurred.

Action Contact your technical support representative.

ACCT_UNDEFINED_COUNTER_NAME

| | |
|---------------------------|---|
| System Log Message | Counter <i>profile-name</i> in accounting profile <i>counter-name</i> is not defined in a firewall using this filter profile |
| Description | The indicated filter profile referenced the indicated counter name, which is not defined in a firewall filter that uses the filter profile. |
| Type | Error: An error occurred |
| Severity | warning |
| Action | Change the filter profile counter name to match the name defined in the firewall configuration. |

ACCT_XFER_FAILED

| | |
|---------------------------|---|
| System Log Message | Error transferring <i>filename</i> |
| Description | An attempt to transfer the indicated file failed. |
| Type | Error: An error occurred |
| Severity | error |

ACCT_XFER_POPEN_FAIL

| | |
|---------------------------|---|
| System Log Message | Error <i>error-code</i> in invoking command <i>command</i> to transfer file <i>filename</i> |
| Description | A call to the <code>popen()</code> function failed when the accounting statistics process invoked the indicated command to transfer the indicated file. |
| Type | Error: An error occurred |
| Severity | error |

Chapter 3

ASP System Log Messages

This chapter describes messages with the **ASP** prefix. They are generated by services on the Adaptive Services Physical Interface Card (AS PIC), such as stateful firewall, Network Address Translation (NAT), and intrusion detection service (IDS). For information about configuring system logging for services on the AS PIC, see the *JUNOS Services Interfaces Configuration Guide*.

For information about the fields in messages with the ASP prefix, see “Interpreting Messages Generated in Standard Format by Services on a PIC” on page 43.

ASP_COS_RULE_MATCH

| | |
|---------------------------|---|
| System Log Message | <i>syslog-prefix error-code: proto protocol-id (protocol-name) application: application, source-interface-nameseparatorsource-address:source-port -> destination-addressdestination-port, event-type rule-set: rule-set-name, rule: rule-name, term: term-name</i> |
| Description | A packet matched the indicated term in the indicated class-of-service (CoS) rule. If the rule belongs to a rule set, the name of the rule set is also displayed. The matching packet contained the indicated information about its protocol (numerical identifier and name), application, source (logical interface name, IP address, and port number), and destination (IP address and port number). |
| Type | Event: This message reports an event, not an error |
| Severity | info |

ASP_IDS_HOST_RATE

| | |
|---------------------------|---|
| System Log Message | Host <i>destination-address, event-type ... rate = rate</i> events/sec |
| Description | The indicated event occurred at the indicated rate (events per second) for the indicated destination IP address. The rate exceeds the intrusion detection services (IDS) threshold configured with the 'threshold' statement at the [edit services rule < rule-name > term < term-name > then logging] hierarchy level. This message is logged every 60 seconds until the rate no longer exceeds the threshold. |
| Type | Event: This message reports an event, not an error |
| Severity | error |

ASP_IDS_HOST_RATE_APP

| | |
|---------------------------|--|
| System Log Message | Host <i>destination-address (application), event-type ... rate = rate</i> events/sec |
|---------------------------|--|

| | |
|--------------------|---|
| Description | The indicated event occurred at the indicated rate (events per second) for the indicated application at the indicated destination IP address. The rate exceeds the intrusion detection services (IDS) threshold set by the 'threshold' statement at the [edit services ids rule <rule-name> term <term-name> then logging] hierarchy level. The application is specified by the 'applications' or 'application-sets' statement at the [edit services ids rule <rule-name> term <term-name> from] hierarchy level. This message is logged every 60 seconds until the rate no longer exceeds the threshold. |
| Type | Event: This message reports an event, not an error |
| Severity | error |

ASP_IDS_INV_CLEAR_QUERY

| | |
|---------------------------|---|
| System Log Message | CLEAR: Invalid query type <i>received-value</i> expecting <i>expected-value</i> |
| Description | Intrusion detection services (IDS) received a request to clear information from IDS tables. The request included the indicated type of query, which IDS cannot interpret. |
| Type | Error: An error occurred |
| Severity | critical |
| Action | Contact your technical support representative. |

ASP_IDS_INV_CLEAR_QUERY_VER

| | |
|---------------------------|---|
| System Log Message | CLEAR: Invalid query version <i>received-value</i> expecting <i>expected-value</i> |
| Description | Intrusion detection services (IDS) received a request to clear information from IDS tables. The request's version number did not match the version number of requests that IDS can service. |
| Type | Error: An error occurred |
| Severity | critical |
| Action | Contact your technical support representative. |

ASP_IDS_INV_SHOW_QUERY

| | |
|---------------------------|--|
| System Log Message | SHOW: Invalid query type <i>received-value</i> expecting <i>expected-value</i> |
| Description | Intrusion detection services (IDS) received a request to show information from IDS tables. The request included the indicated type of query, which IDS cannot interpret. |
| Type | Error: An error occurred |
| Severity | critical |
| Action | Contact your technical support representative. |

ASP_IDS_INV_SHOW_QUERY_VER

| | |
|---------------------------|---|
| System Log Message | SHOW: Invalid query version <i>received-value</i> expecting <i>expected-value</i> |
|---------------------------|---|

| | |
|--------------------|--|
| Description | Intrusion detection services (IDS) received a request to show information from IDS tables. The request's version number did not match the version number of requests that IDS can service. |
| Type | Error: An error occurred |
| Severity | critical |
| Action | Contact your technical support representative. |

ASP_IDS_LIMIT_FLOW_RATE_BY_DEST

| | |
|---------------------------|--|
| System Log Message | <i>syslog-prefix error-code: proto protocol-id (protocol-name), source-interface-nameseparatorsource-address:source-port -> destination-addressdestination-port, event-type</i> |
| Description | The stateful firewall discarded the packet with the indicated characteristics and did not create a new flow, because the flow rate at the firewall exceeded the intrusion detection services (IDS) limit configured by the 'rate' statement at the [edit services ids rule < rule-name > term < term-name > then session-limit by-destination] hierarchy level. The discarded packet contained the indicated information about its protocol (numerical identifier and name), source (logical interface name, IP address, and port number), and destination (IP address and port number). |
| Type | Event: This message reports an event, not an error |
| Severity | notice |

ASP_IDS_LIMIT_FLOW_RATE_BY_PAIR

| | |
|---------------------------|---|
| System Log Message | <i>syslog-prefix error-code: proto protocol-id (protocol-name), source-interface-nameseparatorsource-address:source-port -> destination-addressdestination-port, event-type</i> |
| Description | The stateful firewall discarded the packet with the indicated characteristics and did not create a new flow, because the flow rate at the firewall exceeded the intrusion detection services (IDS) limit configured by the 'rate' statement at the [edit services ids rule < rule-name > term < term-name > then session-limit by-pair] hierarchy level. The discarded packet contained the indicated information about its protocol (numerical identifier and name), source (logical interface name, IP address, and port number), and destination (IP address and port number). |
| Type | Event: This message reports an event, not an error |
| Severity | notice |

ASP_IDS_LIMIT_FLOW_RATE_BY_SRC

| | |
|---------------------------|---|
| System Log Message | <i>syslog-prefix error-code: proto protocol-id (protocol-name), source-interface-nameseparatorsource-address:source-port -> destination-addressdestination-port, event-type</i> |
| Description | The stateful firewall discarded the packet with the indicated characteristics and did not create a new flow, because the flow rate at the firewall exceeded the intrusion detection services (IDS) limit configured by the 'rate' statement at the [edit services ids rule < rule-name > term < term-name > then session-limit by-source] hierarchy |

level. The discarded packet contained the indicated information about its protocol (numerical identifier and name), source (logical interface name, IP address, and port number), and destination (IP address and port number).

Type Event: This message reports an event, not an error
Severity notice

ASP_IDS_LIMIT_OPEN_FLOWS_BY_DEST

System Log Message *syslog-prefix error-code: proto protocol-id (protocol-name), source-interface-nameseparatorsource-address:source-port - > destination-addressdestination-port, event-type*

Description The stateful firewall discarded the packet with the indicated characteristics and did not create a new flow, because the number of open flows exceeded the intrusion detection services (IDS) limit configured by the 'maximum' statement at the [edit services ids rule < rule-name > term < term-name > then session-limit by-destination] hierarchy level. The discarded packet contained the indicated information about its protocol (numerical identifier and name), source (logical interface name, IP address, and port number), and destination (IP address and port number).

Type Event: This message reports an event, not an error
Severity notice

ASP_IDS_LIMIT_OPEN_FLOWS_BY_PAIR

System Log Message *syslog-prefix error-code: proto protocol-id (protocol-name), source-interface-nameseparatorsource-address:source-port - > destination-addressdestination-port, event-type*

Description The stateful firewall discarded the packet with the indicated characteristics and did not create a new flow, because the number of open flows exceeded the intrusion detection services (IDS) limit configured by the 'maximum' statement at the [edit services ids rule < rule-name > term < term-name > then session-limit by-pair] hierarchy level. The discarded packet contained the indicated information about its protocol (numerical identifier and name), source (logical interface name, IP address, and port number), and destination (IP address and port number).

Type Event: This message reports an event, not an error
Severity notice

ASP_IDS_LIMIT_OPEN_FLOWS_BY_SRC

System Log Message *syslog-prefix error-code: proto protocol-id (protocol-name), source-interface-nameseparatorsource-address:source-port - > destination-addressdestination-port, event-type*

Description The stateful firewall discarded the packet with the indicated characteristics and did not create a new flow, because the number of open flows exceeded the intrusion detection services (IDS) limit configured by the 'maximum' statement at the [edit services ids rule < rule-name > term < term-name > then session-limit by-source] hierarchy level. The discarded packet contained the indicated information about its

protocol (numerical identifier and name), source (logical interface name, IP address, and port number), and destination (IP address and port number).

Type Event: This message reports an event, not an error
Severity notice

ASP_IDS_LIMIT_PKT_RATE_BY_DEST

System Log Message *syslog-prefix error-code: proto protocol-id (protocol-name), source-interface-nameseparatorsource-address:source-port -> destination-addressdestination-port, event-type*

Description The stateful firewall discarded the packet with the indicated characteristics, because the number of packets per second (aggregated over all monitored flows) exceeded the intrusion detection services (IDS) limit configured by the 'packets' statement at the [edit services ids rule < rule-name > term < term-name > then session-limit by-destination] hierarchy level. The discarded packet contained the indicated information about its protocol (numerical identifier and name), source (logical interface name, IP address, and port number), and destination (IP address and port number).

Type Event: This message reports an event, not an error
Severity notice

ASP_IDS_LIMIT_PKT_RATE_BY_PAIR

System Log Message *syslog-prefix error-code: proto protocol-id (protocol-name), source-interface-nameseparatorsource-address:source-port -> destination-addressdestination-port, event-type*

Description The stateful firewall discarded the packet with the indicated characteristics, because the number of packets per second (aggregated over all monitored flows) exceeded the intrusion detection services (IDS) limit configured by the 'packets' statement at the [edit services ids rule < rule-name > term < term-name > then session-limit by-pair] hierarchy level. The discarded packet contained the indicated information about its protocol (numerical identifier and name), source (logical interface name, IP address, and port number), and destination (IP address and port number).

Type Event: This message reports an event, not an error
Severity notice

ASP_IDS_LIMIT_PKT_RATE_BY_SRC

System Log Message *syslog-prefix error-code: proto protocol-id (protocol-name), source-interface-nameseparatorsource-address:source-port -> destination-addressdestination-port, event-type*

Description The stateful firewall discarded the packet with the indicated characteristics, because the number of packets per second (aggregated over all monitored flows) exceeded the intrusion detection services (IDS) limit configured by the 'packets' statement at the [edit services ids rule < rule-name > term < term-name > then session-limit by-source] hierarchy level. The discarded packet contained the indicated information about its protocol (numerical identifier and name), source (logical interface name, IP address, and port number), and destination (IP address and port number).

Type Event: This message reports an event, not an error
Severity notice

ASP_IDS_NO_MEM_SHOW_CMD

System Log Message Not enough memory for show command
Description Intrusion detection services (IDS) could not service a request to show information from IDS tables, because not enough memory was available.
Type Error: An error occurred
Severity critical

ASP_IDS_NULL_CLEAR_QUERY

System Log Message Failure: NULL query for CLEAR command.
Description Intrusion detection services (IDS) invoked a query handler to service a request to clear information from IDS tables. The handler did not receive the request.
Type Event: This message reports an event, not an error
Severity critical
Action Contact your technical support representative.

ASP_IDS_NULL_SHOW_QUERY

System Log Message Failure: NULL query for SHOW command.
Description Intrusion detection services (IDS) invoked a query handler to service a request to show information from IDS tables. The handler did not receive the request.
Type Event: This message reports an event, not an error
Severity critical
Action Contact your technical support representative.

ASP_IDS_RULE_MATCH

System Log Message *syslog-prefix error-code: proto protocol-id (protocol-name) application: application, source-interface-nameseparatorsource-address:source-port - > destination-addressdestination-port, event-type rule-set: rule-set-name, rule: rule-name, term: term-name*
Description A packet matched the indicated term in the indicated intrusion detection services (IDS) rule. If the rule belongs to a rule set, the rule set name is also displayed. The matching packet contained the indicated information about its protocol (numerical identifier and name), application, source (logical interface name, IP address, and port number), and destination (IP address and port number).
Type Event: This message reports an event, not an error
Severity info

ASP_IDS_SYN_COOKIE_OFF

| | |
|---------------------------|--|
| System Log Message | Host <i>destination-address</i> , SYN-COOKIE protection deactivated |
| Description | Intrusion detection services (IDS) deactivated SYN cookie protection for the indicated destination address. IDS deactivates this protection when it learns from the stateful firewall that the rate of certain events has returned to a level below the threshold set by the 'threshold' statement at the [edit services ids rule < rule-name > term < term-name > then syn-cookie] hierarchy level. The relevant events include the ones reported by the ASP_IDS_TCP_SYN_ATTACK, ASP_SFW_SYN_DEFENSE, and ASP_SFW_TCP_SCAN system log messages. |
| Type | Event: This message reports an event, not an error |
| Severity | error |

ASP_IDS_SYN_COOKIE_ON

| | |
|---------------------------|---|
| System Log Message | Host <i>destination-address</i> , SYN-COOKIE protection activated |
| Description | Intrusion detection services (IDS) activated SYN cookie protection for the indicated destination address, because it learned from the stateful firewall that the rate of certain events exceeded the threshold set by the 'threshold' statement at the [edit services ids rule < rule-name > term < term-name > then syn-cookie] hierarchy level. The events include the ones reported by the ASP_IDS_TCP_SYN_ATTACK, ASP_SFW_SYN_DEFENSE, and ASP_SFW_TCP_SCAN system log messages. When SYN cookie protection is activated for a flow to a destination and the TCP handshake has not completed, the stateful firewall generates a SYN/ACK packet for each SYN packet directed to the destination. |
| Type | Event: This message reports an event, not an error |
| Severity | error |

ASP_IDS_TCP_SYN_ATTACK

| | |
|---------------------------|---|
| System Log Message | <i>syslog-prefix error-code: proto protocol-id (protocol-name), source-interface-nameseparatorsource-address:source-port - > destination-addressdestination-port, event-type</i> |
| Description | The stateful firewall received the packet with the indicated characteristics and determined that it was a duplicate Transmission Control Protocol (TCP) SYN packet (the SYN flag was set and a SYN packet was already received for the flow to the destination). The event was reported to intrusion detection services (IDS) and can cause IDS to activate SYN cookie protection. The packet contained the indicated information about its protocol (numerical identifier and name), source (logical interface name, IP address, and port number), and destination (IP address and port number). |
| Type | Event: This message reports an event, not an error |
| Severity | error |

ASP_L2TP_MESSAGE_INCOMPLETE

| | |
|---------------------------|-------------------------------------|
| System Log Message | IPC message lacked variable portion |
|---------------------------|-------------------------------------|

Description The Layer 2 Tunneling Protocol (L2TP) did not process an interprocess communication (IPC) message because the variable portion of the message was missing.

Type Error: An error occurred

Severity error

ASP_L2TP_NO_MEM

System Log Message Unable to allocate memory for L2TP flow for tunnel *tunnel-id*, session *session-id*

Description The Layer 2 Tunneling Protocol (L2TP) could not allocate the memory it needed to create a flow for the indicated tunnel and session.

Type Error: An error occurred

Severity error

ASP_L2TP_OBJ_CAC_FAIL

System Log Message Unable to allocate object-cache memory for flow (unit *unit-id*, tunnel *tunnel-id*, session *session-id*)

Description The Layer 2 Tunneling Protocol (L2TP) could not allocate memory from an object cache for the flow defined by the indicated unit, tunnel, and session.

Type Error: An error occurred

Severity error

ASP_L2TP_STATS_BULK_QUERY_FAILED

System Log Message Number of queries (*num-queries*) in statistics request exceeded limit (*max-queries*)

Description The Layer 2 Tunneling Protocol (L2TP) did not process an interprocess communication (IPC) request for statistics because it included the indicated the number of queries, which exceeds the limit as indicated.

Type Error: An error occurred

Severity error

ASP_L2TP_STATS_VERSION_INVALID

System Log Message Invalid version *received-value* on statistics request (expected *expected-value*)

Description The Layer 2 Tunneling Protocol process (l2tpd) received a request for statistics with the indicated version, which is not the indicated, supported version.

Type Error: An error occurred

Severity error

ASP_L2TP_TUN_GRP_ADD_FAIL_ALLOC

System Log Message Unable to add tunnel group for service set *service-set*: could not allocate ID

| | |
|--------------------|--|
| Description | The Layer 2 Tunneling Protocol (L2TP) could not add a tunnel group for the indicated service set because it could not allocate an internal ID. |
| Type | Error: An error occurred |
| Severity | error |

ASP_L2TP_TUN_GRP_ADD_FAIL_EXISTS

| | |
|---------------------------|--|
| System Log Message | Unable to add tunnel group <i>group-id</i> : it already exists |
| Description | The Layer 2 Tunneling Protocol (L2TP) could not add a tunnel group with the indicated ID because it already existed. |
| Type | Error: An error occurred |
| Severity | error |

ASP_L2TP_TUN_GRP_CHG_FAIL_ALLOC

| | |
|---------------------------|---|
| System Log Message | Unable to change tunnel group for service set <i>service-set</i> : could not allocate ID |
| Description | The Layer 2 Tunneling Protocol (L2TP) could not change a tunnel group for the indicated service set because it could not allocate an internal ID. |
| Type | Error: An error occurred |
| Severity | error |

ASP_L2TP_TUN_GRP_CHG_FAIL_INVLD

| | |
|---------------------------|--|
| System Log Message | Unable to change tunnel group <i>group-id</i> : ID is invalid |
| Description | The Layer 2 Tunneling Protocol (L2TP) could not change the tunnel group with the indicated internal ID, because the ID is invalid. |
| Type | Error: An error occurred |
| Severity | error |

ASP_L2TP_TUN_GRP_DEL_FAIL_INVLD

| | |
|---------------------------|--|
| System Log Message | Unable to delete tunnel group <i>group-id</i> : ID is invalid |
| Description | The Layer 2 Tunneling Protocol (L2TP) could not delete the tunnel group with the indicated internal ID, because the ID is invalid. |
| Type | Error: An error occurred |
| Severity | error |

ASP_NAT_OUTOF_ADDRESSES

| | |
|---------------------------|--|
| System Log Message | natpool <i>nat-pool-name</i> is out of addresses |
| Description | Network Address Translation (NAT) services could not allocate an address from the indicated NAT pool, because no addresses were available. |

Type Event: This message reports an event, not an error
Severity warning

ASP_NAT_OUTOF_PORTS

System Log Message natpool *nat-pool-name* is out of ports
Description Network Address Translation (NAT) services could not allocate a port from the indicated NAT pool, because no ports were available.
Type Event: This message reports an event, not an error
Severity warning

ASP_NAT_POOL_RELEASE

System Log Message natpool release *address:port[count]*
Description Network Address Translation (NAT) services made the indicated number of ports available in the pool for the indicated address, starting at the indicated port number.
Type Event: This message reports an event, not an error
Severity info

ASP_NAT_RULE_MATCH

System Log Message *syslog-prefix error-code: proto protocol-id (protocol-name) application: application, source-interface-nameseparatorsource-address:source-port - > destination-addressdestination-port, event-type rule-set: rule-set-name, rule: rule-name, term: term-name*
Description A packet matched the indicated term in the indicated Network Address Translation (NAT) rule. If the rule belongs to a rule set, the rule set name is also displayed. The matching packet contained the indicated information about its protocol (numerical identifier and name), application, source (logical interface name, IP address, and port number), and destination (IP address and port number).
Type Event: This message reports an event, not an error
Severity info

ASP_PGCP_IPC_MSG_WRITE_FAILED

System Log Message Unable to write IPC message (type *message-type*, subtype *message-subtype*): status code *status*
Description The Packet Gateway Control Protocol (PGCP) client on the MultiServices Physical Interface Card (PIC) could not write an interprocess communication (IPC) message to the end of its pipe.
Type Error: An error occurred
Severity error

ASP_PGCP_IPC_PIPE_WRITE_FAILED

| | |
|---------------------------|---|
| System Log Message | Unable to write IPC message (type <i>message-type</i> , subtype <i>message-subtype</i>) to pipe: status code <i>status</i> |
| Description | The Packet Gateway Control Protocol (PGCP) client on the MultiServices Physical Interface Card (PIC) could not write the contents of its interprocess communication (IPC) pipe to the socket layer. |
| Type | Error: An error occurred |
| Severity | error |

ASP_SFW_ALG_LEVEL_ADJUSTED

| | |
|---------------------------|--|
| System Log Message | ALG <i>sfw-application-name</i> specified by stateful firewall or CoS rule was reduced to <i>nat-application-name</i> , because twice NAT does not support ALG <i>application</i> |
| Description | A twice Network Address Translation (NAT) rule is applied to the same source or destination addresses as a stateful firewall or class-of-service (CoS) rule that applies an application-level gateway (ALG) other than Internet Control Message Protocol (ICMP) or traceroute. The configuration is invalid, because only those ALGs are supported in combination with twice NAT. The ALG configured in the stateful firewall or CoS rule was ignored, and only the application configured in the twice-NAT rule was applied. The adaptive services software accomplished this internally by adjusting the indicated ALG value (which is not supported with twice NAT) to the indicated supported value. |
| Type | Event: This message reports an event, not an error |
| Severity | warning |
| Action | Change the configuration so that twice-NAT rules (defined at the [edit services nat] hierarchy level) are not applied to the same source or destination addresses as rules defined at the [edit services stateful-firewall] or [edit services cos] hierarchy level that include ALGs other than the supported ones. |

ASP_SFW_ALG_PROMOTION_FAILED

| | |
|---------------------------|---|
| System Log Message | ALG promotion failed. Stateful firewall application <i>sfw-application-name</i> conflicts with NAT application <i>nat-application-name</i> or conflicts with QoS application; request creation of discard flow |
| Description | A matching application-level gateway protocol (ALG) was found from both the indicated stateful firewall rule and either the indicated Network Address Translation (NAT) rule or a quality-of-service (QoS) rule, but the two ALGs were not at the same level. |
| Type | Event: This message reports an event, not an error |
| Severity | critical |
| Action | Resolve the conflicting application-protocol matching conditions in the rules at the [edit services stateful-firewall] hierarchy level and either the [edit services cos] (for QoS rules) or [edit services nat] (for NAT rules) hierarchy level. |

ASP_SFW_APP_MSG_TOO_LONG

| | |
|---------------------------|---|
| System Log Message | <i>syslog-prefix error-code: proto protocol-id (protocol-name), source-interface-nameseparatorsource-address:source-port -> destination-addressdestination-port, event-type</i> |
| Description | The stateful firewall discarded the Transmission Control Protocol (TCP) packet with the indicated characteristics, because the packet was so large that it exhausted memory resources. The packet contained the indicated information about its protocol (numerical identifier and name), source (logical interface name, IP address, and port number), and destination (IP address and port number). |
| Type | Event: This message reports an event, not an error |
| Severity | notice |
| Action | Delete active flows to forcibly free memory, or wait for the system to reclaim memory. Consider creating more service sets among which resources can be divided. Otherwise, contact your technical support representative. |

ASP_SFW_CHANGE_INACTIVITY_TIMER

| | |
|---------------------------|--|
| System Log Message | change global inactivity timer to <i>value1</i> open timeout to <i>value2</i> |
| Description | The global inactivity timer and the open timeout were set to the indicated values. |
| Type | Event: This message reports an event, not an error |
| Severity | critical |

ASP_SFW_CREATE_ACCEPT_FLOW

| | |
|---------------------------|---|
| System Log Message | <i>syslog-prefix error-code: proto protocol-id (protocol-name) application: application, source-interface-nameseparatorsource-address:source-port -> destination-addressdestination-port, event-type nat-information</i> |
| Description | The packet with the indicated characteristics matched a stateful firewall rule that has the 'accept' action, and the stateful firewall created a flow. If the flow requires Network Address Translation (NAT) services, NAT information appears at the end of the message. The matching packet contained the indicated information about its protocol (numerical identifier and name), application, source (logical interface name, IP address, and port number), and destination (IP address and port number). |
| Type | Event: This message reports an event, not an error |
| Severity | info |

ASP_SFW_CREATE_DISCARD_FLOW

| | |
|---------------------------|--|
| System Log Message | <i>syslog-prefix error-code: proto protocol-id (protocol-name) application: application, source-interface-nameseparatorsource-address:source-port -> destination-addressdestination-port, event-type</i> |
| Description | The packet with the indicated characteristics matched a stateful firewall rule that has the 'discard' action, and the stateful firewall created a discard flow. The matching packet contained the indicated information about its protocol (numerical identifier |

and name), application, source (logical interface name, IP address, and port number), and destination (IP address and port number).

Type Event: This message reports an event, not an error
Severity notice

ASP_SFW_CREATE_REJECT_FLOW

System Log Message *syslog-prefix error-code: proto protocol-id (protocol-name) application: application, source-interface-nameseparatorsource-address:source-port - > destination-addressdestination-port, event-type*

Description The packet with the indicated characteristics matched a stateful firewall rule that has the 'reject' action, and the stateful firewall created a reject flow. The matching packet contained the indicated information about its protocol (numerical identifier and name), application, source (logical interface name, IP address, and port number), and destination (IP address and port number).

Type Event: This message reports an event, not an error
Severity notice

ASP_SFW_FTP_ACTIVE_ACCEPT

System Log Message *syslog-prefix error-code: proto protocol-id (protocol-name) application: application, source-interface-nameseparatorsource-address:source-port - > destination-addressdestination-port, event-type nat-information*

Description When the stateful firewall receives PORT/EPRT commands in the control channel, it creates a flow in anticipation of an FTP data connection from client to server. The packet with the indicated characteristics matched such a flow. If the flow requires Network Address Translation (NAT) services, NAT information appears at the end of the message. The matching packet contained the indicated information about its protocol (numerical identifier and name), application, source (logical interface name, IP address, and port number), and destination (IP address and port number).

Type Event: This message reports an event, not an error
Severity notice

ASP_SFW_FTP_PASSIVE_ACCEPT

System Log Message *syslog-prefix error-code: proto protocol-id (protocol-name) application: application, source-interface-nameseparatorsource-address:source-port - > destination-addressdestination-port, event-type nat-information*

Description When the stateful firewall receives PASV/EPSV commands in the control channel, it creates a flow in anticipation of an FTP data connection from server to client. The packet with the indicated characteristics matched such a flow. If the flow requires Network Address Translation (NAT) services, NAT information appears at the end of the message. The matching packet contained the indicated information about its protocol (numerical identifier and name), application, source (logical interface name, IP address, and port number), and destination (IP address and port number).

Type Event: This message reports an event, not an error

Severity notice

ASP_SFW_ICMP_ERROR_DROP

System Log Message *syslog-prefix error-code: proto protocol-id (protocol-name), source-interface-nameseparatorsource-address:source-port -> destination-addressdestination-port, event-type*

Description The stateful firewall discarded the Internet Control Message Protocol (ICMP) error packet with the indicated characteristics, because the packet did not belong to an existing flow. The discarded packet contained the indicated information about its protocol (numerical identifier and name), source (logical interface name, IP address, and port number), and destination (IP address and port number).

Type Event: This message reports an event, not an error

Severity notice

ASP_SFW_ICMP_HEADER_LEN_ERROR

System Log Message *syslog-prefix error-code: proto protocol-id (protocol-name), source-interface-nameseparatorsource-address:source-port -> destination-addressdestination-port, event-type*

Description The stateful firewall discarded the Internet Control Message Protocol (ICMP) packet with the indicated characteristics, because the length field in the packet header was shorter than the minimum 8 bytes required for an ICMP packet. The discarded packet contained the indicated information about its protocol (numerical identifier and name), source (logical interface name, IP address, and port number), and destination (IP address and port number).

Type Event: This message reports an event, not an error

Severity notice

ASP_SFW_ICMP_PACKET_ERROR_LENGTH

System Log Message *syslog-prefix error-code: proto protocol-id (protocol-name), source-interface-nameseparatorsource-address:source-port -> destination-addressdestination-port, event-type*

Description The stateful firewall discarded the Internet Control Message Protocol (ICMP) error packet with the indicated characteristics, because the packet contained fewer than 48 bytes of data, or more than 576. The discarded packet contained the indicated information about its protocol (numerical identifier and name), source (logical interface name, IP address, and port number), and destination (IP address and port number).

Type Event: This message reports an event, not an error

Severity notice

ASP_SFW_IP_FRAG_ASSEMBLY_TIMEOUT

| | |
|---------------------------|--|
| System Log Message | <i>syslog-prefix error-code: proto protocol-id (protocol-name), source-interface-nameseparatorsource-address:source-port - > destination-addressdestination-port, event-type</i> |
| Description | The stateful firewall discarded the packet with the indicated characteristics and all related IP fragments it had previously received, because all fragments did not arrive within the four-second reassembly timeout period. The discarded packet contained the indicated information about its protocol (numerical identifier and name), source (logical interface name, IP address, and port number), and destination (IP address and port number). |
| Type | Event: This message reports an event, not an error |
| Severity | notice |

ASP_SFW_IP_FRAG_OVERLAP

| | |
|---------------------------|---|
| System Log Message | <i>syslog-prefix error-code: proto protocol-id (protocol-name), source-interface-nameseparatorsource-address:source-port - > destination-addressdestination-port, event-type</i> |
| Description | The stateful firewall discarded the packet with the indicated characteristics and all related IP fragments it had previously received, because the contents of two fragments overlapped. The discarded packet contained the indicated information about its protocol (numerical identifier and name), source (logical interface name, IP address, and port number), and destination (IP address and port number). |
| Type | Event: This message reports an event, not an error |
| Severity | notice |

ASP_SFW_IP_OPTION_DROP_PACKET

| | |
|---------------------------|---|
| System Log Message | <i>syslog-prefix error-code: proto protocol-id (protocol-name), source-interface-nameseparatorsource-address:source-port - > destination-addressdestination-port, event-type</i> |
| Description | The stateful firewall discarded the packet with the indicated characteristics, because the packet contained nonconfigured IP option types. The discarded packet contained the indicated information about its protocol (numerical identifier and name), source (logical interface name, IP address, and port number), and destination (IP address and port number). |
| Type | Event: This message reports an event, not an error |
| Severity | notice |

ASP_SFW_IP_PACKET_CHECKSUM_ERROR

| | |
|---------------------------|---|
| System Log Message | <i>syslog-prefix error-code: proto protocol-id (protocol-name), source-interface-nameseparatorsource-address:source-port - > destination-addressdestination-port, event-type</i> |
| Description | The stateful firewall discarded the packet with the indicated characteristics, because the packet checksum was incorrect. The discarded packet contained the indicated |

information about its protocol (numerical identifier and name), source (logical interface name, IP address, and port number), and destination (IP address and port number).

Type Event: This message reports an event, not an error
Severity notice

ASP_SFW_IP_PACKET_DST_BAD

System Log Message *syslog-prefix error-code: proto protocol-id (protocol-name), source-interface-nameseparatorsource-address:source-port -> destination-addressdestination-port, event-type*

Description The stateful firewall discarded the packet with the indicated characteristics, because the packet destination address was either a multicast address or was in the range reserved for experimental use (248.0.0.0 through 255.255.255.254). The discarded packet contained the indicated information about its protocol (numerical identifier and name), source (logical interface name, IP address, and port number), and destination (IP address and port number).

Type Event: This message reports an event, not an error
Severity notice

ASP_SFW_IP_PACKET_FRAG_LEN_INV

System Log Message *syslog-prefix error-code: proto protocol-id (protocol-name), source-interface-nameseparatorsource-address:source-port -> destination-addressdestination-port, event-type*

Description The stateful firewall discarded the packet with the indicated characteristics and all related IP fragments it had previously received, because the length of a fragment was invalid. The discarded packet contained the indicated information about its protocol (numerical identifier and name), source (logical interface name, IP address, and port number), and destination (IP address and port number).

Type Event: This message reports an event, not an error
Severity notice

ASP_SFW_IP_PACKET_INCORRECT_LEN

System Log Message *syslog-prefix error-code: proto protocol-id (protocol-name), source-interface-nameseparatorsource-address:source-port -> destination-addressdestination-port, event-type*

Description The stateful firewall discarded the IP packet with the indicated characteristics, because the packet length was invalid. The discarded packet contained the indicated information about its protocol (numerical identifier and name), source (logical interface name, IP address, and port number), and destination (IP address and port number).

Type Event: This message reports an event, not an error
Severity notice

ASP_SFW_IP_PACKET_LAND_ATTACK

| | |
|---------------------------|--|
| System Log Message | <i>syslog-prefix error-code: proto protocol-id (protocol-name), source-interface-nameseparatorsource-address:source-port -> destination-addressdestination-port, event-type</i> |
| Description | The stateful firewall discarded the IP packet with the indicated characteristics, because the source and destination address for the packet were the same (referred to as a land attack). The discarded packet contained the indicated information about its protocol (numerical identifier and name), source (logical interface name, IP address, and port number), and destination (IP address and port number). |
| Type | Event: This message reports an event, not an error |
| Severity | notice |

ASP_SFW_IP_PACKET_NOT_VERSION_4

| | |
|---------------------------|--|
| System Log Message | <i>syslog-prefix error-code: proto protocol-id (protocol-name), source-interface-nameseparatorsource-address:source-port -> destination-addressdestination-port, event-type</i> |
| Description | The stateful firewall discarded the IP packet with the indicated characteristics, because the packet version was not IP version 4 (IPv4). The discarded packet contained the indicated information about its protocol (numerical identifier and name), source (logical interface name, IP address, and port number), and destination (IP address and port number). |
| Type | Event: This message reports an event, not an error |
| Severity | notice |

ASP_SFW_IP_PACKET_PROTOCOL_ERROR

| | |
|---------------------------|---|
| System Log Message | <i>syslog-prefix error-code: proto protocol-id (protocol-name), source-interface-nameseparatorsource-address:source-port -> destination-addressdestination-port, event-type</i> |
| Description | The stateful firewall discarded the IP packet with the indicated characteristics, because the packet used an invalid protocol. The discarded packet contained the indicated information about its protocol (numerical identifier and name), source (logical interface name, IP address, and port number), and destination (IP address and port number). |
| Type | Event: This message reports an event, not an error |
| Severity | notice |

ASP_SFW_IP_PACKET_SRC_BAD

| | |
|---------------------------|---|
| System Log Message | <i>syslog-prefix error-code: proto protocol-id (protocol-name), source-interface-nameseparatorsource-address:source-port -> destination-addressdestination-port, event-type</i> |
| Description | The stateful firewall discarded the packet with the indicated characteristics, because the packet source address was one of the following: (1) a multicast address (2) a broadcast address (3) in the range 127.0.0.0 through 127.255.255.255 (4) in the range 248.0.0.0 through 255.255.255.254, which is reserved for experimental use. |

The discarded packet contained the indicated information about its protocol (numerical identifier and name), source (logical interface name, IP address, and port number), and destination (IP address and port number).

Type Event: This message reports an event, not an error
Severity notice

ASP_SFW_IP_PACKET_TOO_LONG

System Log Message *syslog-prefix error-code: proto protocol-id (protocol-name), source-interface-nameseparatorsource-address:source-port -> destination-addressdestination-port, event-type*

Description The stateful firewall discarded the IP packet with the indicated characteristics, because the packet contained more than 64 kilobytes (KB) of data (referred to as a ping-of-death attack). The discarded packet contained the indicated information about its protocol (numerical identifier and name), source (logical interface name, IP address, and port number), and destination (IP address and port number).

Type Event: This message reports an event, not an error
Severity notice

ASP_SFW_IP_PACKET_TOO_SHORT

System Log Message *syslog-prefix error-code: proto protocol-id (protocol-name), source-interface-nameseparatorsource-address:source-port -> destination-addressdestination-port, event-type*

Description The stateful firewall discarded the IP packet with the indicated characteristics, because the packet did not contain the minimum amount of data required. The discarded packet contained the indicated information about its protocol (numerical identifier and name), source (logical interface name, IP address, and port number), and destination (IP address and port number).

Type Event: This message reports an event, not an error
Severity notice

ASP_SFW_IP_PACKET_TTL_ERROR

System Log Message *syslog-prefix error-code: proto protocol-id (protocol-name), source-interface-nameseparatorsource-address:source-port -> destination-addressdestination-port, event-type*

Description The stateful firewall discarded the IP packet with the indicated characteristics, because the packet had a time-to-live (TTL) value of 0 (zero). The discarded packet contained the indicated information about its protocol (numerical identifier and name), source (logical interface name, IP address, and port number), and destination (IP address and port number).

Type Event: This message reports an event, not an error
Severity notice

ASP_SFW_NEW_POLICY

| | |
|---------------------------|--|
| System Log Message | install new configuration |
| Description | A new stateful firewall policy was installed. |
| Type | Event: This message reports an event, not an error |
| Severity | critical |

ASP_SFW_NO_IP_PACKET

| | |
|---------------------------|--|
| System Log Message | <i>syslog-prefix error-code: proto protocol-id (protocol-name), source-interface-nameseparatorsource-address:source-port -> destination-addressdestination-port, event-type</i> |
| Description | The stateful firewall received the packet with the indicated characteristics, which was not an IP packet. The packet contained the indicated information about its protocol (numerical identifier and name), source (logical interface name, IP address, and port number), and destination (IP address and port number). |
| Type | Event: This message reports an event, not an error |
| Severity | notice |

ASP_SFW_NO_POLICY

| | |
|---------------------------|---|
| System Log Message | <i>source-address -> destination-address</i> No policy |
| Description | The stateful firewall received packets with the indicated source and destination addresses. There was no matching policy for the traffic. |
| Type | Event: This message reports an event, not an error |
| Severity | critical |

ASP_SFW_NO_RULE_DROP

| | |
|---------------------------|--|
| System Log Message | <i>syslog-prefix error-code: proto protocol-id (protocol-name), source-interface-nameseparatorsource-address:source-port -> destination-addressdestination-port, event-type</i> |
| Description | The stateful firewall discarded the packet with the indicated characteristics, because the packet did not match and stateful firewall rules. In this case, the default action is to discard the packet. The discarded packet contained the indicated information about its protocol (numerical identifier and name), source (logical interface name, IP address, and port number), and destination (IP address and port number). |
| Type | Event: This message reports an event, not an error |
| Severity | notice |

ASP_SFW_PING_DUPLICATED_SEQNO

| | |
|---------------------------|--|
| System Log Message | <i>syslog-prefix error-code: proto protocol-id (protocol-name), source-interface-nameseparatorsource-address:source-port -> destination-addressdestination-port, event-type</i> |
|---------------------------|--|

| | |
|--------------------|--|
| Description | The stateful firewall discarded the Internet Control Message Protocol (ICMP) echo request packet with the indicated characteristics, because packet's sequence number was the same as in a previous packet. The discarded packet contained the indicated information about its protocol (numerical identifier and name), source (logical interface name, IP address, and port number), and destination (IP address and port number). |
| Type | Event: This message reports an event, not an error |
| Severity | notice |

ASP_SFW_PING_MISMATCHED_SEQNO

| | |
|---------------------------|--|
| System Log Message | <i>syslog-prefix error-code: proto protocol-id (protocol-name), source-interface-nameseparatorsource-address:source-port - > destination-addressdestination-port, event-type</i> |
| Description | The stateful firewall discarded the Internet Control Message Protocol (ICMP) echo reply packet with the indicated characteristics, because the firewall had not previously received an echo request packet with the same sequence number. The discarded packet contained the indicated information about its protocol (numerical identifier and name), source (logical interface name, IP address, and port number), and destination (IP address and port number). |
| Type | Event: This message reports an event, not an error |
| Severity | notice |

ASP_SFW_PING_OUTOF_SEQNO_CACHE

| | |
|---------------------------|--|
| System Log Message | <i>syslog-prefix error-code: proto protocol-id (protocol-name), source-interface-nameseparatorsource-address:source-port - > destination-addressdestination-port, event-type</i> |
| Description | The stateful firewall discarded the Internet Control Message Protocol (ICMP) echo request packet with the indicated characteristics, because it had not received echo replies for an excessive number of previously received echo requests. The discarded packet contained the indicated information about its protocol (numerical identifier and name), source (logical interface name, IP address, and port number), and destination (IP address and port number). |
| Type | Event: This message reports an event, not an error |
| Severity | notice |

ASP_SFW_POLICY_REJECT

| | |
|---------------------------|---|
| System Log Message | reject configuration because <i>reason</i> |
| Description | A newly installed stateful firewall policy was rejected for the indicated reason. |
| Type | Event: This message reports an event, not an error |
| Severity | critical |

ASP_SFW_RULE_ACCEPT

| | |
|---------------------------|---|
| System Log Message | <i>syslog-prefix error-code: proto protocol-id (protocol-name) application: application, source-interface-nameseparatorsource-address:source-port - > destination-addressdestination-port, event-type rule-set: rule-set-name, rule: rule-name, term: term-name</i> |
| Description | The packet with the indicated characteristics matched the indicated term in the indicated stateful firewall rule, which has an 'accept' action. If the rule belongs to a rule set, the rule set name is also displayed. The stateful firewall accepted the flow to which the packet belongs. The matching packet contained the indicated information about its protocol (numerical identifier and name), application, source (logical interface name, IP address, and port number), and destination (IP address and port number). |
| Type | Event: This message reports an event, not an error |
| Severity | info |

ASP_SFW_RULE_DISCARD

| | |
|---------------------------|--|
| System Log Message | <i>syslog-prefix error-code: proto protocol-id (protocol-name) application: application, source-interface-nameseparatorsource-address:source-port - > destination-addressdestination-port, event-type rule-set: rule-set-name, rule: rule-name, term: term-name</i> |
| Description | The packet with the indicated characteristics matched the indicated term in the indicated stateful firewall rule, which has a 'discard' action. If the rule belongs to a rule set, the rule set name is also displayed. The stateful firewall discarded the packet. The matching packet contained the indicated information about its protocol (numerical identifier and name), application, source (logical interface name, IP address, and port number), and destination (IP address and port number). |
| Type | Event: This message reports an event, not an error |
| Severity | notice |

ASP_SFW_RULE_REJECT

| | |
|---------------------------|--|
| System Log Message | <i>syslog-prefix error-code: proto protocol-id (protocol-name) application: application, source-interface-nameseparatorsource-address:source-port - > destination-addressdestination-port, event-type rule-set: rule-set-name, rule: rule-name, term: term-name</i> |
| Description | The packet with the indicated characteristics matched the indicated term in the indicated stateful firewall rule, which has a 'reject' action. If the rule belongs to a rule set, the rule set name is also displayed. If the packet used the User Datagram Protocol (UDP), the stateful firewall generated an Internet Control Message Protocol (ICMP) error message. If the packet used the Transmission Control Protocol (TCP), the stateful firewall generated an RST packet. The matching packet contained the indicated information about its protocol (numerical identifier and name), application, source (logical interface name, IP address, and port number), and destination (IP address and port number). |
| Type | Event: This message reports an event, not an error |
| Severity | notice |

ASP_SFW_SYN_DEFENSE

| | |
|---------------------------|--|
| System Log Message | <i>syslog-prefix error-code: proto protocol-id (protocol-name), source-interface-nameseparatorsource-address:source-port -> destination-addressdestination-port, event-type</i> |
| Description | The stateful firewall discarded the packet with the indicated characteristics, because the Transmission Control Protocol (TCP) handshake that is used to establish a session did not complete quickly enough. The time limit is set by the 'open-timeout' statement at the [edit interfaces <services-interface> services-options] hierarchy level or is four seconds by default. The event was reported to intrusion detection services (IDS) and can cause IDS to activate SYN cookie protection. The discarded packet contained the indicated information about its protocol (numerical identifier and name), source (logical interface name, IP address, and port number), and destination (IP address and port number). |
| Type | Event: This message reports an event, not an error |
| Severity | notice |
| Cause | Possible causes for the handshake failure include the following: (1) sequence numbers did not match in a SYN packet and a previous SYN packet (the second packet was not a retransmission) (2) sequence numbers did not match in a SYN/ACK packet and a previous SYN packet (3) either or both a SYN/ACK packet and an ACK packet did not arrive at the firewall within the time limit. |

ASP_SFW_TCP_BAD_SYN_COOKIE_RESP

| | |
|---------------------------|--|
| System Log Message | <i>syslog-prefix error-code: proto protocol-id (protocol-name), source-interface-nameseparatorsource-address:source-port -> destination-addressdestination-port, event-type</i> |
| Description | The stateful firewall discarded the Transmission Control Protocol (TCP) ACK packet with the indicated characteristics, either because it is the first packet in a session, or because its sequence number did not match the sequence number in the SYN/ACK packet that the firewall previously generated for the session. The firewall generates SYN/ACK packets when SYN cookie protection is activated. The discarded packet contained the indicated information about its protocol (numerical identifier and name), source (logical interface name, IP address, and port number), and destination (IP address and port number). |
| Type | Event: This message reports an event, not an error |
| Severity | notice |

ASP_SFW_TCP_FLAGS_ERROR

| | |
|---------------------------|---|
| System Log Message | <i>syslog-prefix error-code: proto protocol-id (protocol-name), source-interface-nameseparatorsource-address:source-port -> destination-addressdestination-port, event-type</i> |
| Description | The stateful firewall discarded the Transmission Control Protocol (TCP) packet with the indicated characteristics, because the flags in the packet were set in one of the following combinations: (1) FIN and RST (2) SYN and one or more of FIN, RST, and URG. The discarded packet contained the indicated information about its protocol |

(numerical identifier and name), source (logical interface name, IP address, and port number), and destination (IP address and port number).

Type Event: This message reports an event, not an error
Severity notice

ASP_SFW_TCP_HEADER_LEN_ERROR

System Log Message *syslog-prefix error-code: proto protocol-id (protocol-name), source-interface-nameseparatorsource-address:source-port -> destination-addressdestination-port, event-type*

Description The stateful firewall discarded the Transmission Control Protocol (TCP) packet with the indicated characteristics, because the length field in the packet header was shorter than the minimum 20 bytes required for a TCP packet. The discarded packet contained the indicated information about its protocol (numerical identifier and name), source (logical interface name, IP address, and port number), and destination (IP address and port number).

Type Event: This message reports an event, not an error
Severity notice

ASP_SFW_TCP_NON_SYN_FIRST_PACKET

System Log Message *syslog-prefix error-code: proto protocol-id (protocol-name), source-interface-nameseparatorsource-address:source-port -> destination-addressdestination-port, event-type*

Description The stateful firewall discarded the Transmission Control Protocol (TCP) packet with the indicated characteristics, because it was the first packet in the TCP session but the SYN flag was not set. The discarded packet contained the indicated information about its protocol (numerical identifier and name), source (logical interface name, IP address, and port number), and destination (IP address and port number).

Type Event: This message reports an event, not an error
Severity notice

ASP_SFW_TCP_PORT_ZERO

System Log Message *syslog-prefix error-code: proto protocol-id (protocol-name), source-interface-nameseparatorsource-address:source-port -> destination-addressdestination-port, event-type*

Description The stateful firewall discarded the Transmission Control Protocol (TCP) packet with the indicated characteristics, because the source or destination port specified in the packet was zero (0). The discarded packet contained the indicated information about its protocol (numerical identifier and name), source (logical interface name, IP address, and port number), and destination (IP address and port number).

Type Event: This message reports an event, not an error
Severity notice

ASP_SFW_TCP_RECONSTRUCT_DROP

| | |
|---------------------------|---|
| System Log Message | <i>syslog-prefix error-code: proto protocol-id (protocol-name), source-interface-nameseparatorsource-address:source-port - > destination-addressdestination-port, event-type</i> |
| Description | The stateful firewall discarded the Transmission Control Protocol (TCP) packet with the indicated characteristics, because the session to which the packet belongs violated TCP standards. The discarded packet contained the indicated information about its protocol (numerical identifier and name), source (logical interface name, IP address, and port number), and destination (IP address and port number). |
| Type | Event: This message reports an event, not an error |
| Severity | notice |
| Cause | Possible causes include the following: (1) the amount of previously received but unacknowledged data exceeded the TCP window (2) there were sequence number errors (gaps in the sequence or packets with overlapping numbers). |

ASP_SFW_TCP_SCAN

| | |
|---------------------------|--|
| System Log Message | <i>syslog-prefix error-code: proto protocol-id (protocol-name), source-interface-nameseparatorsource-address:source-port - > destination-addressdestination-port, event-type</i> |
| Description | The stateful firewall received a Transmission Control Protocol (TCP) RST packet from a server, indicating that the server rejected a connection attempt directed to the indicated destination address and port. The event was reported to intrusion detection services (IDS) and can cause IDS to activate SYN cookie protection. The RST packet contained the indicated information about its protocol (numerical identifier and name), source (logical interface name, IP address, and port number), and destination (IP address and port number). |
| Type | Event: This message reports an event, not an error |
| Severity | notice |

ASP_SFW_TCP_SEQNO_AND_FLAGS_ZERO

| | |
|---------------------------|--|
| System Log Message | <i>syslog-prefix error-code: proto protocol-id (protocol-name), source-interface-nameseparatorsource-address:source-port - > destination-addressdestination-port, event-type</i> |
| Description | The stateful firewall discarded the Transmission Control Protocol (TCP) packet with the indicated characteristics, because the packet's sequence number was 0 (zero) and no flags were set. The discarded packet contained the indicated information about its protocol (numerical identifier and name), source (logical interface name, IP address, and port number), and destination (IP address and port number). |
| Type | Event: This message reports an event, not an error |
| Severity | notice |

ASP_SFW_TCP_SEQNO_ZERO_FLAGS_SET

| | |
|---------------------------|--|
| System Log Message | <i>syslog-prefix error-code: proto protocol-id (protocol-name), source-interface-nameseparatorsource-address:source-port -> destination-addressdestination-port, event-type</i> |
| Description | The stateful firewall discarded the Transmission Control Protocol (TCP) packet with the indicated characteristics, because the packet's sequence number was 0 (zero) and one or more of the FIN, PSH, and RST flags were set. The discarded packet contained the indicated information about its protocol (numerical identifier and name), source (logical interface name, IP address, and port number), and destination (IP address and port number). |
| Type | Event: This message reports an event, not an error |
| Severity | notice |

ASP_SFW_UDP_HEADER_LEN_ERROR

| | |
|---------------------------|---|
| System Log Message | <i>syslog-prefix error-code: proto protocol-id (protocol-name), source-interface-nameseparatorsource-address:source-port -> destination-addressdestination-port, event-type</i> |
| Description | The stateful firewall discarded the User Datagram Protocol (UDP) packet with the indicated characteristics, because the length field in the packet header was shorter than the minimum 8 bytes required for an UDP packet. The discarded packet contained the indicated information about its protocol (numerical identifier and name), source (logical interface name, IP address, and port number), and destination (IP address and port number). |
| Type | Event: This message reports an event, not an error |
| Severity | notice |

ASP_SFW_UDP_PORT_ZERO

| | |
|---------------------------|---|
| System Log Message | <i>syslog-prefix error-code: proto protocol-id (protocol-name), source-interface-nameseparatorsource-address:source-port -> destination-addressdestination-port, event-type</i> |
| Description | The stateful firewall discarded the User Datagram Protocol (UDP) packet with the indicated characteristics, because the source or destination port specified in the packet was zero (0). The discarded packet contained the indicated information about its protocol (numerical identifier and name), source (logical interface name, IP address, and port number), and destination (IP address and port number). |
| Type | Event: This message reports an event, not an error |
| Severity | notice |

ASP_SFW_UDP_SCAN

| | |
|---------------------------|--|
| System Log Message | <i>syslog-prefix error-code: proto protocol-id (protocol-name), source-interface-nameseparatorsource-address:source-port -> destination-addressdestination-port, event-type</i> |
|---------------------------|--|

| | |
|--------------------|---|
| Description | The stateful firewall received an Internet Control Message Protocol (ICMP) error message from a server running at the indicated destination address and User Datagram Protocol (UDP) port. The error packet contained the indicated information about its protocol (numerical identifier and name), source (logical interface name, IP address, and port number), and destination (IP address and port number). |
| Type | Event: This message reports an event, not an error |
| Severity | notice |

ASP_SFW_VERY_BAD_PACKET

| | |
|---------------------------|---|
| System Log Message | <i>syslog-prefix error-code: proto protocol-id (protocol-name), source-interface-nameseparatorsource-address:source-port - > destination-addressdestination-port, event-type</i> |
| Description | The stateful firewall discarded the packet with the indicated characteristics, because the packet was malformed. The discarded packet contained the indicated information about its protocol (numerical identifier and name), source (logical interface name, IP address, and port number), and destination (IP address and port number). |
| Type | Event: This message reports an event, not an error |
| Severity | critical |

ASP_SVC_SET_MAX_FLOWS_EXCEEDED

| | |
|---------------------------|---|
| System Log Message | Number of flows (currently <i>current-flows</i>) exceeded configured limit (<i>maximum-value</i>) <i>count</i> times in previous 60 seconds |
| Description | A flow was not created for a service and service set, because the current number of flows for all supported services exceeded the limit configured with the 'max-flows' statement at the [edit services service-set < service-set-name >] hierarchy level. The message appears once per minute and reports the number of times in the previous 60 seconds that the system noted the excessive number of flows. |
| Type | Event: This message reports an event, not an error |
| Severity | notice |

Chapter 4

AUDITD System Log Messages

This chapter describes messages with the AUDITD prefix. They are generated by the audit process (auditd), which notifies the RADIUS accounting server of user activity on the routing platform, such as login, logout, and execution of command-line interface (CLI) commands.

AUDITD_RADIUS_AV_ERROR

| | |
|---------------------------|--|
| System Log Message | Unable to create <i>type</i> record: <i>error-message</i> |
| Description | The audit process (auditd) experienced the indicated error when building RADIUS attribute-value (AV) pairs for the indicated type of accounting request, which can be a login or logout event, or a command issued in the CLI. |
| Type | Error: An error occurred |
| Severity | error |

AUDITD_RADIUS_OPEN_FAILED

| | |
|---------------------------|--|
| System Log Message | <i>function-name</i> : unable to create RADIUS object handle (<i>error-message</i>) |
| Description | The audit process (auditd) could not create a RADIUS object handle, which it uses for various RADIUS operations. |
| Type | Error: An error occurred |
| Severity | emergency |

AUDITD_RADIUS_REQ_CREATE_FAILED

| | |
|---------------------------|---|
| System Log Message | Unable to create RADIUS request: <i>error-message</i> |
| Description | The audit process (auditd) could not create a RADIUS accounting request for the indicated reason. |
| Type | Error: An error occurred |
| Severity | error |

AUDITD_RADIUS_REQ_DROPPED

| | |
|---------------------------|--|
| System Log Message | Discarded Accounting-Request message; no RADIUS server responded |
|---------------------------|--|

| | |
|--------------------|---|
| Description | The audit process (auditd) gathers information about system accounting events from other system processes and sends the information to RADIUS servers in an Accounting-Request message. The process repeatedly sent a message to all configured RADIUS servers without receiving a response, so it discarded the message. |
| Type | Error: An error occurred |
| Severity | error |
| Cause | The RADIUS accounting servers are not correctly configured or are unreachable, or the server applications are not responding. |

AUDITD_RADIUS_REQ_SEND_ERROR

| | |
|---------------------------|---|
| System Log Message | <i>function-name: error-message</i> |
| Description | The audit process (auditd) experienced the indicated error when it requested accounting information from a RADIUS server. |
| Type | Error: An error occurred |
| Severity | error |
| Cause | An internal software failure occurred. |
| Action | Contact your technical support representative. |

AUDITD_RADIUS_REQ_TIMED_OUT

| | |
|---------------------------|---|
| System Log Message | Retransmitted request to RADIUS server <i>radius-server</i> |
| Description | The audit process (auditd) gathers information about system accounting events from other system processes and sends the information to RADIUS servers in an Accounting-Request message. After failing to receive a response from the indicated server, auditd waited for a timeout period and resent the message. |
| Type | Error: An error occurred |
| Severity | error |
| Cause | The RADIUS server is not responding. Possible reasons include (a) the server machine is down, too busy, or unreachable (b) the server application is down or too busy (c) the shared RADIUS secret sent by auditd does not match the secret on the server. |

AUDITD_RADIUS_SERVER_ADD_ERROR

| | |
|---------------------------|---|
| System Log Message | Unable to add RADIUS server <i>radius-server: error-message</i> |
| Description | The audit process (auditd) read the RADIUS accounting server configuration, but could not add the indicated server to the internal structure used to track servers. |
| Type | Error: An error occurred |
| Severity | error |

AUDITD_SOCKET_FAILURE

| | |
|---------------------------|--|
| System Log Message | <i>function-name: unable to operation socket (error-message)</i> |
| Description | The audit process (auditd) listens on a Transmission Control Protocol (TCP) socket for system accounting events reported by other processes on the routing platform. The indicated socket operation failed with the indicated error. |
| Type | Error: An error occurred |
| Severity | emergency |
| Cause | An internal software failure occurred. |
| Action | Contact your technical support representative. |

Chapter 5

AUTHD System Log Messages

This chapter describes messages with the AUTHD prefix. They are generated by the generic authentication service process (authd).

AUTHD_AUTH_CREATE_FAILED

| | |
|---------------------------|--|
| System Log Message | Unable to allocate authentication handle: <i>error-message</i> |
| Description | The generic authentication service process (authd) could not allocate an authentication object for the indicated reason. |
| Type | Error: An error occurred |
| Severity | error |

AUTHD_RADIUS_GETHOSTNAME_FAILED

| | |
|---------------------------|--|
| System Log Message | Unable to obtain hostname for outgoing RADIUS message: <i>error-message</i> |
| Description | The generic authentication service process (authd) could not obtain a hostname for an outgoing RADIUS message. |
| Type | Error: An error occurred |
| Severity | error |

AUTHD_SERVER_INIT_BIND_FAIL

| | |
|---------------------------|--|
| System Log Message | Unable to bind to socket <i>file-descriptor: error-message</i> (errno <i>error-code</i>) |
| Description | The generic authentication service process (authd) could not bind the server to the address specified. |
| Type | Error: An error occurred |
| Severity | error |

AUTHD_SERVER_INIT_LISTEN_FAIL

| | |
|---------------------------|---|
| System Log Message | Unable to listen on socket <i>file-descriptor: error-message</i> (errno <i>error-code</i>) |
| Description | The generic authentication service process (authd) could not initialize listening on the server for the indicated socket. |
| Type | Error: An error occurred |

Severity error

Chapter 6

AUTOD System Log Messages

This chapter describes messages with the AUTOD prefix. They are generated by the autoinstallation process (autod), which controls the initialization of J-series Services Routers.

AUTOD_BIND_FAILURE

| | |
|---------------------------|---|
| System Log Message | Unable to bind address to socket: <i>error-message</i> |
| Description | The autoinstallation process (autod) received the indicated error when it tried to bind a socket to an address. |
| Type | Error: An error occurred |
| Severity | error |
| Action | Contact your technical support representative. |

AUTOD_HOSTNAME_EXPANSION_FAILURE

| | |
|---------------------------|--|
| System Log Message | Unable to expand compressed DNS domain name: <i>error-message</i> |
| Description | The autoinstallation process (autod) received the indicated error when it tried to expand a compressed Domain Name System (DNS) domain name. |
| Type | Error: An error occurred |
| Severity | error |
| Action | Contact your technical support representative. |

AUTOD_RECV_FAILURE

| | |
|---------------------------|--|
| System Log Message | Unable to receive on socket: <i>error-message</i> |
| Description | The autoinstallation process (autod) received the indicated error when it tried to receive data on a socket. |
| Type | Error: An error occurred |
| Severity | error |
| Action | Contact your technical support representative. |

AUTOD_RES_MKQUERY_FAILURE

| | |
|---------------------------|--|
| System Log Message | DNS query failed: <i>error-message</i> |
| Description | The autoinstallation process (autod) received the indicated error when it made a Domain Name System (DNS) query. |
| Type | Error: An error occurred |
| Severity | error |
| Action | Contact your technical support representative. |

AUTOD_SEND_FAILURE

| | |
|---------------------------|---|
| System Log Message | Unable to send on socket: <i>error-message</i> |
| Description | The autoinstallation process (autod) received the indicated error when it tried to send data on a socket. |
| Type | Error: An error occurred |
| Severity | error |
| Action | Contact your technical support representative. |

AUTOD_SOCKET_CREATE_FAILURE

| | |
|---------------------------|---|
| System Log Message | Unable to create socket: <i>error-message</i> |
| Description | The autoinstallation process (autod) received the indicated error when it tried to create a socket. |
| Type | Error: An error occurred |
| Severity | error |
| Action | Contact your technical support representative. |

Chapter 7

BFDD System Log Messages

This chapter describes messages with the BFDD prefix. They are generated by the Bidirectional Forwarding Detection protocol process (bfdd), which detects failures in the bidirectional path between two routing platforms.

BFDD_MIRROR_ERROR

| | |
|---------------------------|---|
| System Log Message | Unable to establish BFD mirror connection between Routing Engines: <i>error-message</i> |
| Description | The Bidirectional Forwarding Detection process (bfdd) could not establish the mirror connection (which supports nonstop routing) between the master and backup Routing Engines. |
| Type | Error: An error occurred |
| Severity | warning |
| Cause | The master and backup Routing Engines are running incompatible versions of the JUNOS software. |
| Action | Update the JUNOS software to compatible versions on the master and backup Routing Engines. |

BFDD_MIRROR_VERSION_MISMATCH

| | |
|---------------------------|--|
| System Log Message | Versions of BFD mirror software on Routing Engines are incompatible: <i>error-message</i> |
| Description | While trying to establish the mirror connection (which supports nonstop routing) between the master and backup Routing Engines, the Bidirectional Forwarding Detection process (bfdd) determined that the versions of JUNOS software on the Routing Engines were incompatible. |
| Type | Error: An error occurred |
| Severity | warning |
| Action | Update the JUNOS software to compatible versions on the master and backup Routing Engines. |

BFDD_READ_ERROR

| | |
|---------------------------|--|
| System Log Message | Read error on <i>pipe-type</i> pipe: <i>reason (error-message)</i> |
|---------------------------|--|

| | |
|--------------------|--|
| Description | The Bidirectional Forwarding Detection process (bfd) could not read the message available on the indicated type of pipe. |
| Type | Error: An error occurred |
| Severity | info |
| Action | Contact your technical support representative. |

BFDD_TRAP_STATE_DOWN

| | |
|---------------------------|---|
| System Log Message | local discriminator: <i>session-id</i> , new state: <i>state</i> |
| Description | The state changed to 'down' or 'admin down' for the indicated Bidirectional Forwarding Detection process (bfd) session. |
| Type | Event: This message reports an event, not an error |
| Severity | warning |

BFDD_TRAP_STATE_UP

| | |
|---------------------------|---|
| System Log Message | local discriminator: <i>session-id</i> , new state: <i>state</i> |
| Description | The state changed to 'up' for the indicated Bidirectional Forwarding Detection process (bfd) session. |
| Type | Event: This message reports an event, not an error |
| Severity | info |

BFDD_WRITE_ERROR

| | |
|---------------------------|---|
| System Log Message | <i>function-name</i> : write error on <i>pipe-type</i> pipe (<i>error-message</i>) |
| Description | The Bidirectional Forwarding Detection process (bfd) could not write a message to the indicated type of pipe. |
| Type | Error: An error occurred |
| Severity | error |
| Action | Contact your technical support representative. |

Chapter 8

BOOTPD System Log Messages

This chapter describes messages with the **BOOTPD** prefix. They are generated by the boot parameter process (tnp.bootpd), which provides the appropriate boot string to hardware components as they initialize.

BOOTPD_ARG_ERR

| | |
|---------------------------|--|
| System Log Message | Ignoring unknown option <i>-option</i> |
| Description | The indicated option was provided on the 'tnp.bootpd' command line and is invalid. The boot parameter process (tnp.bootpd) initialized but ignored the invalid option. |
| Type | Error: An error occurred |
| Severity | warning |
| Action | Remove the invalid option from the 'tnp.bootpd' command line. |

BOOTPD_BAD_ID

| | |
|---------------------------|--|
| System Log Message | Unexpected ID 0x <i>assembly-id</i> |
| Description | As each hardware component on the routing platform initializes, it requests a boot string from the boot parameter process (tnp.bootpd). The boot strings are defined in the configuration file tnp.bootpd. A request failed because it included the indicated assembly ID, for which there is no definition in the file. |
| Type | Event: This message reports an event, not an error |
| Severity | notice |

BOOTPD_BOOTSTRING

| | |
|---------------------------|--|
| System Log Message | Boot string: <i>boot-string</i> |
| Description | As each hardware component on the routing platform initializes, it requests a boot string from the boot parameter process (tnp.bootpd). tnp.bootpd responded with the indicated boot string. |
| Type | Event: This message reports an event, not an error |
| Severity | info |

BOOTPD_CONFIG_ERR

| | |
|---------------------------|--|
| System Log Message | Problems with configuration file ' <i>filename</i> ', using defaults |
| Description | The boot parameter process (tnp.bootpd) could not read the indicated configuration file, so it initialized using default settings defined at compile time. |
| Type | Error: An error occurred |
| Severity | error |
| Action | Correct the configuration file. |

BOOTPD_CONF_OPEN

| | |
|---------------------------|--|
| System Log Message | Unable to open configuration file ' <i>filename</i> ' |
| Description | The boot parameter process (tnp.bootpd) could not open the indicated configuration file, so it initialized using default settings defined at compile time. |
| Type | Event: This message reports an event, not an error |
| Severity | notice |
| Action | Contact your technical support representative. |

BOOTPD_DUP_PIC_SLOT

| | |
|---------------------------|--|
| System Log Message | Duplicate default value defined for PIC <i>pic-slot</i> in FPC <i>fpc-slot</i> |
| Description | As each hardware component on the routing platform initializes, it requests a boot string from the boot parameter process (tnp.bootpd). The boot strings are defined in the configuration file for tnp.bootpd. There was more than one definition in the file for the indicated Physical Interface Card (PIC) slot in the indicated Flexible PIC Concentrator (FPC), so tnp.bootpd used the first definition it found. |
| Type | Event: This message reports an event, not an error |
| Severity | notice |
| Action | Remove the extra definitions from the configuration file. |

BOOTPD_DUP_REV

| | |
|---------------------------|--|
| System Log Message | Duplicate revision: <i>major-version.minor-version</i> |
| Description | As each hardware component on the routing platform initializes, it requests a boot string from the boot parameter process (tnp.bootpd). The boot strings are defined in the configuration file for tnp.bootpd. There was more than one definition in the file for the indicated revision of a component, so tnp.bootpd used the first definition it found. |
| Type | Event: This message reports an event, not an error |
| Severity | notice |
| Action | Remove the extra definitions from the configuration file. |

BOOTPD_DUP_SLOT

| | |
|---------------------------|---|
| System Log Message | Duplicate slot default: <i>slot</i> |
| Description | As each hardware component on the routing platform initializes, it requests a boot string from the boot parameter process (tnp.bootpd). The boot strings are defined in the configuration file for tnp.bootpd. There was more than one definition in the file for the indicated slot (combination of component assembly ID and revision), so tnp.bootpd used the first definition it found. |
| Type | Event: This message reports an event, not an error |
| Severity | notice |
| Action | Remove the extra definitions from the configuration file. |

BOOTPD_HWDB_ERROR

| | |
|---------------------------|--|
| System Log Message | Operation in chassis hardware database failed: <i>error-message</i> |
| Description | The boot parameter process (tnp.bootpd) could not complete an operation in the hardware database maintained by the chassis process (chassisd), for the indicated reason. |
| Type | Error: An error occurred |
| Severity | error |

BOOTPD_MODEL_CHK

| | |
|---------------------------|---|
| System Log Message | Unexpected ID <i>0xidentifier</i> for model <i>model</i> |
| Description | As each hardware component on the routing platform initializes, it requests a boot string from the boot parameter process (tnp.bootpd). A request failed because it included the indicated assembly ID, which is inconsistent with the routing platform's model number. |
| Type | Error: An error occurred |
| Severity | warning |
| Action | Contact your technical support representative. |

BOOTPD_MODEL_ERR

| | |
|---------------------------|---|
| System Log Message | Unsupported model <i>model</i> , assuming M40 defaults |
| Description | As each hardware component on the routing platform initializes, it requests a boot string from the boot parameter process (tnp.bootpd). The boot strings are defined in the configuration file for tnp.bootpd. A request included a model number for which there was no definition in the configuration file, so tnp.bootpd provided the boot string appropriate for an M40 router. |
| Type | Error: An error occurred |
| Severity | warning |
| Action | Contact your technical support representative. |

BOOTPD_NEW_CONF

| | |
|---------------------------|--|
| System Log Message | New configuration installed |
| Description | The boot parameter process (tnp.bootpd) loaded a new configuration file. |
| Type | Event: This message reports an event, not an error |
| Severity | info |

BOOTPD_NO_BOOTSTRING

| | |
|---------------------------|--|
| System Log Message | No boot string found for type <i>board-type major-version.minor-version command-type</i> |
| Description | As each hardware component on the routing platform initializes, it requests a boot string from the boot parameter process (tnp.bootpd). The boot strings are defined in the configuration file for tnp.bootpd. The file did not include a boot string for the hardware component with the indicated characteristics. |
| Type | Error: An error occurred |
| Severity | warning |
| Action | Contact your technical support representative. |

BOOTPD_NO_CONFIG

| | |
|---------------------------|--|
| System Log Message | No configuration file ' <i>filename</i> ', using defaults |
| Description | The boot parameter process (tnp.bootpd) could not open the indicated configuration file, so it initialized using default settings defined at compile time. |
| Type | Event: This message reports an event, not an error |
| Severity | notice |

BOOTPD_PARSE_ERR

| | |
|---------------------------|---|
| System Log Message | <i>filename</i> : return-value parse errors on SIGHUP |
| Description | There was an error in the configuration file for the boot parameter process (tnp.bootpd), so it initialized using default settings defined at compile time. |
| Type | Error: An error occurred |
| Severity | error |
| Action | Correct the configuration file. |

BOOTPD_REPARSE

| | |
|---------------------------|--|
| System Log Message | Reparsing configuration file ' <i>filename</i> ' |
| Description | The boot parameter process (tnp.bootpd) reparsed the indicated configuration file. |
| Type | Event: This message reports an event, not an error |
| Severity | info |

BOOTPD_SELECT_ERR

| | |
|---------------------------|--|
| System Log Message | select: <i>error-message</i> |
| Description | The boot parameter process (tnp.bootpd) issued the select() system call, which returned the indicated error message. |
| Type | Error: An error occurred |
| Severity | warning |
| Action | Contact your technical support representative. |

BOOTPD_TIMEOUT

| | |
|---------------------------|---|
| System Log Message | Timeout <i>duration</i> unreasonable |
| Description | The indicated timeout value was specified for the -t argument on the 'tnp.bootpd' command line, or no value was provided. The value was not acceptable, so the boot parameter process (tnp.bootpd) initialized using the default value of 30 seconds. |
| Type | Error: An error occurred |
| Severity | warning |
| Action | Provide an acceptable value for the -t argument; acceptable values are '1' (second) and larger. |

Chapter 9

CFMD System Log Messages

This chapter describes messages with the CFMD prefix. They are generated by the connectivity-fault management (CFM) process (cfmd), which supports Operation, Administration, and Maintenance (OAM) functions that are defined in the Institute of Electrical and Electronics Engineers (IEEE) 802.1ag standard for Ethernet interfaces.

CFMD_CCM_DEFECT_CROSS_CONNECT

| | |
|---------------------------|--|
| System Log Message | CFM defect: <i>error-message</i> |
| Description | A connectivity-fault management (CFM) maintenance endpoint (MEP) received a continuity check message (CCM) that had an incorrect maintenance association (MA) ID or a maintenance domain (MD) level lower than that of the MEP, each of which indicates a cross-connect error. |
| Type | Event: This message reports an event, not an error |
| Severity | error |
| Cause | The configuration is invalid. |
| Action | Check whether the configured MD name, format, and level, or the MA name or format, is different from the remote endpoint. |

CFMD_CCM_DEFECT_ERROR

| | |
|---------------------------|--|
| System Log Message | CFM defect: <i>error-message</i> |
| Description | A connectivity-fault management (CFM) maintenance endpoint (MEP) received a continuity check message (CCM) with an incorrect transmission interval or MEP ID, which indicates a configuration error. |
| Type | Event: This message reports an event, not an error |
| Severity | error |
| Cause | The configuration is invalid. |
| Action | Verify that the configured continuity-check transmission interval does not differ from the remote endpoint, and that the configured MEP ID is valid. |

CFMD_CCM_DEFECT_MAC_STATUS

| | |
|---------------------------|----------------------------------|
| System Log Message | CFM defect: <i>error-message</i> |
|---------------------------|----------------------------------|

| | |
|--------------------|--|
| Description | A connectivity-fault management (CFM) maintenance endpoint (MEP) received a continuity check message (CCM) that contained a 'Port Status' or 'Interface Status' type, length, value (TLV), which indicate a failed bridge port or aggregated port. |
| Type | Event: This message reports an event, not an error |
| Severity | error |

CFMD_CCM_DEFECT_NONE

| | |
|---------------------------|--|
| System Log Message | CFM defect: <i>error-message</i> |
| Description | No defect was detected. |
| Type | Event: This message reports an event, not an error |
| Severity | error |

CFMD_CCM_DEFECT_RDI

| | |
|---------------------------|--|
| System Log Message | CFM defect: <i>error-message</i> |
| Description | A connectivity-fault management (CFM) maintenance endpoint (MEP) received a continuity check message (CCM) that had the 'Remote Defect Indication' (RDI) bit set, which indicates that not all configured MEPs are returning CCMs to the transmitting MEP. |
| Type | Event: This message reports an event, not an error |
| Severity | error |

CFMD_CCM_DEFECT_RMEP

| | |
|---------------------------|--|
| System Log Message | CFM defect: <i>error-message</i> |
| Description | A connectivity-fault management (CFM) maintenance endpoint (MEP) did not receive three consecutive continuity check message (CCM)s from one of the other MEPs in its maintenance association (MA), which indicates a MEP failure or network failure. |
| Type | Event: This message reports an event, not an error |
| Severity | error |

CFMD_CCM_DEFECT_UNKNOWN

| | |
|---------------------------|--|
| System Log Message | CFM defect: <i>error-message</i> |
| Description | An unknown defect was detected. |
| Type | Event: This message reports an event, not an error |
| Severity | error |

Chapter 10

CHASSISD System Log Messages

This chapter describes messages with the CHASSISD prefix. They are generated by the chassis process (chassisd), which controls hardware components on the routing platform.

CHASSISD_ANTICF_PIM_CHECK_FAILED

| | |
|---------------------------|--|
| System Log Message | PIM <i>pim-slot</i> failed anti-counterfeit check |
| Description | The indicated Physical Interface Module (PIM) failed the anti-counterfeit check performed by the chassis process (chassisd). |
| Type | Error: An error occurred |
| Severity | error |

CHASSISD_ANTICF_RE_CHECK_FAILED

| | |
|---------------------------|---|
| System Log Message | Routing Engine failed anti-counterfeit check |
| Description | The Routing Engine failed the anti-counterfeit check performed by the chassis process (chassisd). |
| Type | Error: An error occurred |
| Severity | error |

CHASSISD_ANTICF_RE_ROM_READ_FAIL

| | |
|---------------------------|--|
| System Log Message | Unable to read serial number from anti-counterfeit device for Routing Engine |
| Description | The chassis process (chassisd) could not read the serial number recorded in the ROM of the anti-counterfeit device for the Routing Engine. |
| Type | Error: An error occurred |
| Severity | error |
| Action | Contact your technical support representative. |

CHASSISD_ANTICF_RE_SHA_READ_FAIL

| | |
|---------------------------|---|
| System Log Message | Unable to read SHA output from anti-counterfeit device for Routing Engine |
|---------------------------|---|

Description The chassis process (chassisd) could not read Secure Hash Algorithm (SHA) information from the anti-counterfeit device for the Routing Engine.

Type Error: An error occurred

Severity error

Action Contact your technical support representative.

CHASSISD_ANTICF_ROM_READ_FAILED

System Log Message Unable to read serial number from anti-counterfeit device for PIM *pim-slot*

Description The chassis process (chassisd) could not read the serial number recorded in the ROM of the anti-counterfeit device for the indicated Physical Interface Module.

Type Error: An error occurred

Severity error

Action Contact your technical support representative.

CHASSISD_ANTICF_SHA_READ_FAILED

System Log Message Unable to read SHA output from anti-counterfeit device for PIM *pim-slot*

Description The chassis process (chassisd) could not read Secure Hash Algorithm (SHA) information from the anti-counterfeit device for the indicated Physical Interface Module (PIM).

Type Error: An error occurred

Severity error

Action Contact your technical support representative.

CHASSISD_ARGUMENT_ERROR

System Log Message Unknown option *option*

Description The indicated option, provided on the 'chassisd' command line, is invalid. The chassis process (chassisd) initialized but ignored the invalid option.

Type Error: An error occurred

Severity error

Action Contact your technical support representative.

CHASSISD_BLOWERS_SPEED

System Log Message Fans and impellers are now running at normal speed

Description The fans (and impellers, if applicable) were running at the normal speed.

Type Event: This message reports an event, not an error

Severity notice

CHASSISD_BLOWERS_SPEED_FULL

System Log Message Fans and impellers being set to full speed [*reason*]

Description For the indicated reason, the chassis process (chassisd) increased the speed of fans (and impellers, if applicable) to the maximum.

Type Event: This message reports an event, not an error

Severity notice

CHASSISD_BLOWERS_SPEED_MEDIUM

System Log Message Fans and impellers being set to intermediate speed

Description The chassis process (chassisd) increased the speed of fans (and impellers, if applicable) to the intermediate level because of a temperature increase in the chassis.

Type Event: This message reports an event, not an error

Severity notice

CHASSISD_BUS_DEVICE_OPEN_FAILURE

System Log Message Unable to open '*bus-type*' bus device, error *error-message* (*error-code*)

Description The chassis process (chassisd) could not open the indicated bus device for the indicated reason.

Type Error: An error occurred

Severity error

Action Contact your technical support representative.

CHASSISD_CB_CLOCK_CHECKSUM

System Log Message Clock module on M120 CB had configuration data checksum error

Description The chassis process (chassisd) detected a checksum error for the clock module on an M120 Control Board (CB).

Type Error: An error occurred

Severity error

CHASSISD_CB_MASTER_BP_IGNORED

System Log Message Press of online/offline button ignored for master *fru-name fru-slot*

Description The online/offline button for the indicated control board was pressed, but the chassis process (chassisd) ignored the request. The control board for M40e and M160 routers is the Miscellaneous Control Subsystem (MCS). The control board for M320, T320, and T640 routing platforms is the Control Board (CB).

| | |
|-----------------|---|
| Type | Event: This message reports an event, not an error |
| Severity | error |
| Cause | The control board was acting as master. |
| Action | Switch mastership to the other control board before taking the control board offline. |

CHASSISD_CB_READ

| | |
|---------------------------|---|
| System Log Message | Error reading midplane ID EEPROM, errno <i>error-code</i> |
| Description | The chassis process (chassisd) could not read the EEPROM on the midplane. |
| Type | Error: An error occurred |
| Severity | error |
| Action | Contact your technical support representative. |

CHASSISD_CB_RE_ONLINE_BP_IGNORED

| | |
|---------------------------|--|
| System Log Message | Unable to take <i>fru-name fru-slot</i> offline because paired Routing Engine is online |
| Description | The online/offline button for the indicated control board was pressed, but the chassis process (chassisd) ignored the request. The control board for M40e and M160 routers is the Miscellaneous Control Subsystem (MCS). The control board for M320, T320, and T640 routing platforms is the Control Board (CB). |
| Type | Event: This message reports an event, not an error |
| Severity | error |
| Cause | The Routing Engine paired with the indicated control board is still online. |
| Action | Take the Routing Engine offline before taking the control board offline. |

CHASSISD_CFEB_POWER_FAILURE

| | |
|---------------------------|---|
| System Log Message | <i>function-name</i> : unable to turn <i>state</i> power for CFEB <i>cfeb-slot</i> |
| Description | The chassis process (chassisd) could not turn on or turn off the power to the indicated Compact Forwarding Engine Board (CFEB). |
| Type | Error: An error occurred |
| Severity | error |
| Action | Contact your technical support representative. |

CHASSISD_CLEAR_CONFIG_ERROR

| | |
|---------------------------|--|
| System Log Message | <i>function-name</i> : <i>status</i> |
| Description | The chassis process (chassisd) encountered an error while trying to clear the state information associated with a copy of the management process (mgd) that it spawned |

to commit the rescue configuration. The commit operation succeeded or failed as indicated.

| | |
|-----------------|--|
| Type | Error: An error occurred |
| Severity | error |
| Cause | An internal software failure occurred. |
| Action | Contact your technical support representative. |

CHASSISD_CLOCK_FAILURE

| | |
|---------------------------|--|
| System Log Message | <i>function-name: fru-name error-message</i> |
| Description | The chassis process (chassisd) determined that the indicated clock source failed in the indicated way. |
| Type | Error: An error occurred |
| Severity | error |
| Action | Contact your technical support representative. |

CHASSISD_CLOCK_NOTICE

| | |
|---------------------------|--|
| System Log Message | <i>fru-name: message</i> |
| Description | The clock-synchronization status of the indicated component (field-replaceable unit, or FRU) changed as indicated. |
| Type | Event: This message reports an event, not an error |
| Severity | notice |

CHASSISD_CMB_READBACK_ERROR

| | |
|---------------------------|--|
| System Log Message | Readback error from chassis management bus for <i>fru-name fru-slot</i> ([<i>0xaddress</i> , <i>0xoffset</i>] -> <i>0xerror-code</i>) |
| Description | The chassis process (chassisd) could not read back information from the Chassis Management Bus (CMB) about the indicated component (field-replaceable unit, or FRU). |
| Type | Error: An error occurred |
| Severity | error |
| Cause | The probable cause is hardware error. |
| Action | Contact your technical support representative. |

CHASSISD_COMMAND_ACK_ERROR

| | |
|---------------------------|---|
| System Log Message | Error occurred when <i>fru-name fru-slot</i> reported its online status: <i>error-message</i> (error code <i>error-code</i>) |
|---------------------------|---|

| | |
|--------------------|---|
| Description | The chassis process requested that the indicated component (field-replaceable unit, or FRU) confirm that it was online. The indicated error occurred when the FRU sent its response. In the normal case, the chassis process performed any additional action necessary to guarantee that the FRU came online. |
| Type | Error: An error occurred |
| Severity | error |
| Action | Contact your technical support representative. |

CHASSISD_COMMAND_ACK_SFM_ERROR

| | |
|---------------------------|--|
| System Log Message | <i>function-name: SFM sfm-slot did not acknowledge FPC fpc-slot: error error-message (code error-code)</i> |
| Description | The chassis process (chassisd) requires an acknowledgment from each Switching and Forwarding Module (SFM) before it registers a Flexible PIC Controller (FPC) as online. The acknowledgment message from the indicated SFM failed for the indicated FPC. |
| Type | Error: An error occurred |
| Severity | error |
| Action | Contact your technical support representative. |

CHASSISD_CONCAT_MODE_ERROR

| | |
|---------------------------|--|
| System Log Message | Cannot set no-concatenated mode for FPC <i>fpc-slot</i> PIC <i>pic-slot</i> |
| Description | The chassis process (chassisd) could not set channelized mode for the indicated SONET/SDH Physical Interface Card (PIC). Channelized mode is configured by including the no-concatenate statement at the [edit chassis fpc 'slot' pic 'slot'] hierarchy level. |
| Type | Event: This message reports an event, not an error |
| Severity | warning |

CHASSISD_CONFIG_ACCESS_ERROR

| | |
|---------------------------|--|
| System Log Message | <i>function-name: error-message</i> |
| Description | The chassis process (chassisd) experienced the indicated problem while attempting to parse the configuration database. |
| Type | Error: An error occurred |
| Severity | error |
| Cause | An internal software failure occurred. |
| Action | Contact your technical support representative. |

CHASSISD_CONFIG_INIT_ERROR

| | |
|---------------------------|---|
| System Log Message | Unable to parse configuration; using defaults |
| Description | The chassis process (chassisd) could not parse the configuration, and used default values while initializing. |
| Type | Error: An error occurred |
| Severity | error |
| Action | Contact your technical support representative. |

CHASSISD_CONFIG_WARNING

| | |
|---------------------------|---|
| System Log Message | <i>function-name: warning-message, FPC fpc-slot PIC pic-slot</i> |
| Description | The configuration that was specified for the indicated Physical Interface Card (PIC) is invalid for that type of PIC. |
| Type | Event: This message reports an event, not an error |
| Severity | warning |

CHASSISD_DEVICE_OPEN_ERROR

| | |
|---------------------------|---|
| System Log Message | Unable to open <i>device-name</i> device file (errno <i>error-code</i>) |
| Description | The chassis process (chassisd) could not open the device file for the indicated device. |
| Type | Error: An error occurred |
| Severity | error |
| Action | Contact your technical support representative. |

CHASSISD_EXEC_ERROR

| | |
|---------------------------|---|
| System Log Message | <i>function-name: error-message</i> |
| Description | While trying to commit the rescue configuration, the chassis process (chassisd) encountered an error. |
| Type | Error: An error occurred |
| Severity | error |
| Cause | An internal software failure occurred. |
| Action | Contact your technical support representative. |

CHASSISD_EXISTS

| | |
|---------------------------|--|
| System Log Message | chassisd already running; exiting |
| Description | The chassis process (chassisd) exited because it discovered that another chassisd process was already running. |

Type Event: This message reports an event, not an error
Severity error

CHASSISD_EXISTS_TERM_OTHER

System Log Message Killing existing chassisd and exiting
Description The chassis process (chassisd) discovered that another chassisd process was already running. It terminated the other process and exited.
Type Event: This message reports an event, not an error
Severity error

CHASSISD_FAN_FAILURE

System Log Message *fru-name* in slot *fru-slot* failed
Description The indicated fan or impeller failed. The chassis process (chassisd) raised an alarm and increased the speed of the remaining fans (and impellers, if applicable) to full speed.
Type Error: An error occurred
Severity error
Action Contact your technical support representative.

CHASSISD_FASIC_CONFIG_COMPLETE

System Log Message Fchip: configuration already completed
Description The chassis process (chassisd) detected an attempt to configure an F chip on a Control Board (CB) when configuration was already complete.
Type Error: An error occurred
Severity error

CHASSISD_FASIC_FTOKEN_ERROR

System Log Message Fchip (CB *control-board-slot*, ID *fchip-id*): ftoken overflow/underflow set (*data*) at *address*
Description The chassis process (chassisd) detected an underflow or overflow error on the indicated F chip on the indicated Control Board (CB).
Type Error: An error occurred
Severity error
Action Contact your technical support representative.

CHASSISD_FASIC_FTOKEN_INIT_ERROR

| | |
|---------------------------|--|
| System Log Message | Fchip (CB <i>control-board-slot</i> , ID <i>fchip-id</i>): f8chip_ftoken_init() stuck in ftoken loop, addr = <i>address</i> , data = <i>data</i> |
| Description | The chassis process (chassisd) encountered an error while initializing memory at the indicated address for the indicated F chip on the indicated Control Board (CB). |
| Type | Error: An error occurred |
| Severity | error |
| Action | Contact your technical support representative. |

CHASSISD_FASIC_HSL_CONFIG_ERROR

| | |
|---------------------------|---|
| System Log Message | Fchip (CB <i>control-board-slot</i> , ID <i>fchip-id</i>): HSL configuration failed (error <i>error-message</i>) |
| Description | The chassis process (chassisd) could not configure high speed links (HSL) for the indicated F chip on the indicated Control Board (CB). |
| Type | Error: An error occurred |
| Severity | error |

CHASSISD_FASIC_HSL_LINK_ERROR

| | |
|---------------------------|--|
| System Log Message | Fchip (CB <i>control-board-slot</i> , ID <i>fchip-id</i>): link <i>link-id</i> failed because of <i>error-message</i> |
| Description | The chassis process (chassisd) detected an error for the indicated high speed link (HSL) for the indicated F chip on the indicated Control Board (CB). |
| Type | Error: An error occurred |
| Severity | error |
| Action | Contact your technical support representative. |

CHASSISD_FASIC_INIT_ERROR

| | |
|---------------------------|--|
| System Log Message | Fchips were not configured yet |
| Description | The chassis process (chassisd) detected that F chips were not yet initialized on the Control Board (CB). |
| Type | Error: An error occurred |
| Severity | error |

CHASSISD_FASIC_INPUT_DROP

| | |
|---------------------------|---|
| System Log Message | Fchip (CB <i>control-board-slot</i> , ID <i>fchip-id</i>): dropped <i>drop-rate</i> cells per second coming from Packet Forwarding Engine <i>pfe</i> on FPC <i>fpc-slot</i> |
| Description | The Packet Forwarding Engine divides packets into smaller units called cells for more efficient processing. As the indicated F chip on the indicated Control Board (CB) processed data that was received from the indicated Packet Forwarding Engine on |

the indicated Flexible PIC Concentrator (FPC), it dropped the indicated number of cells per second.

| | |
|-----------------|--|
| Type | Error: An error occurred |
| Severity | error |
| Action | Contact your technical support representative. |

CHASSISD_FASIC_OUTPUT_DROP

| | |
|---------------------------|--|
| System Log Message | Fchip (CB <i>control-board-slot</i> , ID <i>fchip-id</i>): dropped <i>drop-rate</i> cells per second destined for Packet Forwarding Engine <i>pfe</i> on FPC <i>fpc-slot</i> |
| Description | The Packet Forwarding Engine divides packets into smaller units called cells for more efficient processing. As the indicated F chip on the indicated Control Board (CB) processed data before sending it to the indicated Packet Forwarding Engine on the indicated Flexible Port Concentrator (FPC) for outgoing transmission, it dropped the indicated number of cells per second. |
| Type | Error: An error occurred |
| Severity | error |
| Action | Contact your technical support representative. |

CHASSISD_FASIC_PIO_READ_ERROR

| | |
|---------------------------|---|
| System Log Message | Fchip (CB <i>control-board-slot</i> , ID <i>fchip-id</i>): read error in <i>function-name()</i> for link# <i>link-id</i> at address <i>address</i> in register <i>register</i> |
| Description | The indicated routine failed with a read error at the indicated address and register for the indicated F chip and link on the indicated Control Board (CB). |
| Type | Error: An error occurred |
| Severity | error |

CHASSISD_FASIC_PIO_WRITE_ERROR

| | |
|---------------------------|--|
| System Log Message | Fchip (CB <i>control-board-slot</i> , ID <i>fchip-id</i>): write error in <i>function-name()</i> for link# <i>link-id</i> at address <i>address</i> in register <i>register</i> |
| Description | The indicated routine failed with a write error at the indicated address and register for the indicated F chip and link on the indicated Control Board (CB). |
| Type | Error: An error occurred |
| Severity | error |

CHASSISD_FASIC_PLL_ERROR

| | |
|---------------------------|--|
| System Log Message | Fchip (CB <i>control-board-slot</i> , ID <i>fchip-id</i>): unable to lock PLL |
| Description | The chassis process (chassisd) could not lock a phased-lock loop (PLL) for the indicated F chip on the indicated Control Board (CB). |

| | |
|-----------------|--|
| Type | Error: An error occurred |
| Severity | error |
| Action | Contact your technical support representative. |

CHASSISD_FASIC_RESET_ERROR

| | |
|---------------------------|--|
| System Log Message | Fchip (CB <i>control-board-slot</i> , ID <i>fchip-id</i>): reset failed |
| Description | The chassis process (chassisd) could not reset the indicated F chip on the indicated Control Board (CB). |
| Type | Error: An error occurred |
| Severity | error |
| Action | Contact your technical support representative. |

CHASSISD_FASIC_SRAM_ERROR

| | |
|---------------------------|--|
| System Log Message | Fchip (CB <i>control-board-slot</i> , ID <i>fchip-id</i>): SRAM fuse did not initialize |
| Description | The chassis process (chassisd) detected that static RAM (SRAM) did not initialize properly for the indicated F chip on the indicated Control Board (CB). |
| Type | Error: An error occurred |
| Severity | error |

CHASSISD_FASIC_VERSION_ERROR

| | |
|---------------------------|--|
| System Log Message | Fchip (CB <i>control-board-slot</i> , ID <i>fchip-id</i>): part number <i>part-number</i> and version <i>version</i> were invalid |
| Description | The indicated part number and version detected for the indicated F chip on the indicated Control Board (CB) were not valid values. |
| Type | Error: An error occurred |
| Severity | error |

CHASSISD_FCHIP_CONFIG_COMPLETE

| | |
|---------------------------|--|
| System Log Message | Fchip: configuration already completed |
| Description | The chassis process (chassisd) detected an attempt to configure an F chip when configuration was already complete. |
| Type | Error: An error occurred |
| Severity | error |

CHASSISD_FCHIP_CONFIG_MD_ERROR

| | |
|---------------------------|--|
| System Log Message | Fchip <i>fchip-id</i> : invalid number of Md chips (<i>count</i>) for Packet Forwarding Engine <i>pfe</i> on FPC <i>fpc-slot</i> |
|---------------------------|--|

| | |
|--------------------|---|
| Description | The chassis process (chassisd) detected an invalid number of Md chips for the indicated F chip, Packet Forwarding Engine and Flexible PIC Concentrator (FPC). |
| Type | Error: An error occurred |
| Severity | error |

CHASSISD_FCHIP_CONFIG_RATE_ERROR

| | |
|---------------------------|--|
| System Log Message | Fchip <i>fchip-id</i> : unable to set rate limit on port <i>port</i> |
| Description | The chassis process (chassisd) could not set the rate limit for the indicated F chip and port. |
| Type | Error: An error occurred |
| Severity | error |

CHASSISD_FCHIP_CONFIG_READ_ERROR

| | |
|---------------------------|---|
| System Log Message | Fchip <i>fchip-id</i> : unable to read configuration register |
| Description | The chassis process (chassisd) could not read a configuration register on the indicated F chip. |
| Type | Error: An error occurred |
| Severity | error |

CHASSISD_FCHIP_FTOKEN_ERROR

| | |
|---------------------------|---|
| System Log Message | Fchip <i>fchip-id</i> : Ftoken overflow/underflow set (<i>data</i>) at <i>address</i> |
| Description | The chassis process (chassisd) detected an underflow or overflow error on the indicated F chip. |
| Type | Error: An error occurred |
| Severity | error |
| Action | Contact your technical support representative. |

CHASSISD_FCHIP_FTOKEN_INIT_ERROR

| | |
|---------------------------|--|
| System Log Message | Fchip <i>fchip-id</i> : fchip_ftoken_init() stuck in ftoken loop, addr = <i>address</i> , data = <i>data</i> |
| Description | The chassis process (chassisd) encountered an error while initializing memory at the indicated address for the indicated F chip. |
| Type | Error: An error occurred |
| Severity | error |
| Action | Contact your technical support representative. |

CHASSISD_FCHIP_HSR_ERROR

| | |
|---------------------------|--|
| System Log Message | Fchip high-speed receiver (HSR) error: <i>error-message</i> |
| Description | The chassis process (chassisd) detected an error in the high-speed receiver (HSR) subsystem for the F chip with the indicated characteristics. |
| Type | Error: An error occurred |
| Severity | error |

CHASSISD_FCHIP_HSR_INIT_ERROR

| | |
|---------------------------|--|
| System Log Message | HSR: No vectors supplied |
| Description | The chassis process (chassisd) could not initialize the high-speed receiver (HSR) subsystem for an F chip. |
| Type | Error: An error occurred |
| Severity | error |

CHASSISD_FCHIP_HSR_INIT_LINK_ERR

| | |
|---------------------------|--|
| System Log Message | Fchip <i>fchip-id</i> : unable to initialize HSR link <i>link-id</i> |
| Description | The chassis process (chassisd) could not initialize the indicated high-speed receiver (HSR) link for the indicated F chip. |
| Type | Error: An error occurred |
| Severity | error |

CHASSISD_FCHIP_HSR_RESET_ERROR

| | |
|---------------------------|--|
| System Log Message | Fchip <i>fchip-id</i> : hsr_reset error in fchip_init() on link <i>link-id</i> |
| Description | A high-speed receiver (HSR) reset error occurred during initialization of the indicated F chip and link. |
| Type | Error: An error occurred |
| Severity | error |

CHASSISD_FCHIP_HST_ERROR

| | |
|---------------------------|---|
| System Log Message | Fchip high-speed transmitter (HST) error: <i>error-message</i> |
| Description | The chassis process (chassisd) detected an error in the high-speed transmitter (HST) subsystem for the F chip with the indicated characteristics. |
| Type | Error: An error occurred |
| Severity | error |

CHASSISD_FCHIP_HST_INIT_ERROR

| | |
|---------------------------|--------------------------|
| System Log Message | HST: No vectors supplied |
|---------------------------|--------------------------|

Description The chassis process (chassisd) could not initialize the high-speed transmitter (HST) subsystem for an F chip.

Type Error: An error occurred

Severity error

CHASSISD_FCHIP_HST_INIT_LINK_ERR

System Log Message Fchip *fchip-id*: unable to initialize HST link *link-id*

Description The chassis process (chassisd) could not initialize the indicated high-speed transmitter (HST) link for the indicated F chip.

Type Error: An error occurred

Severity error

CHASSISD_FCHIP_HST_RESET_ERROR

System Log Message Fchip *fchip-id*: hst_reset error in fchip_init() on link *link-id*

Description A high-speed transmitter (HST) reset error occurred during initialization of the indicated F chip and link.

Type Error: An error occurred

Severity error

CHASSISD_FCHIP_INIT_ERROR

System Log Message Fchips were not configured yet

Description The chassis process (chassisd) detected that F chips were not yet initialized.

Type Error: An error occurred

Severity error

CHASSISD_FCHIP_LINK_ERROR

System Log Message SIBsib-slot_F0: *link-type* link *link-id* was bad

Description The chassis process (chassisd) detected an error for the indicated high-speed receiver (HSR) or high-speed transmitter (HST) link for an F chip on the indicated Switch Interface Board (SIB).

Type Error: An error occurred

Severity error

Action Contact your technical support representative.

CHASSISD_FCHIP_MONITOR_ERROR

System Log Message F chip module was invalid

| | |
|--------------------|--|
| Description | The chassis process (chassisd) detected an invalid F-chip module while enabling or disabling the monitoring of F-chip functional blocks. |
| Type | Error: An error occurred |
| Severity | error |
| Action | Contact your technical support representative. |

CHASSISD_FCHIP_PIO_READ_ERROR

| | |
|---------------------------|---|
| System Log Message | Fchip <i>fchip-id</i> : read error in <i>function-name()</i> for link# <i>link-id</i> , at address <i>address</i> in register <i>register</i> |
| Description | The indicated routine failed with a read error at the indicated address and register for the indicated F chip and link. |
| Type | Error: An error occurred |
| Severity | error |

CHASSISD_FCHIP_PIO_WRITE_ERROR

| | |
|---------------------------|--|
| System Log Message | Fchip <i>fchip-id</i> : write error in <i>function-name()</i> for link# <i>link-id</i> , at address <i>address</i> in register <i>register</i> |
| Description | The indicated routine failed with a write error at the indicated address and register for the indicated F chip and link. |
| Type | Error: An error occurred |
| Severity | error |

CHASSISD_FCHIP_POLL_ERROR

| | |
|---------------------------|--|
| System Log Message | Fchip <i>fchip-id</i> : <i>link-type link-id</i> poll returned error <i>error-code</i> |
| Description | An error with the indicated error number occurred during polling of the indicated high-speed receiver (HSR) or high-speed transmitter (HST) link for the indicated F chip. |
| Type | Error: An error occurred |
| Severity | error |
| Action | Contact your technical support representative. |

CHASSISD_FCHIP_RATE_ERROR

| | |
|---------------------------|---|
| System Log Message | Fchip <i>fchip-id</i> : per-port rate limit was not enabled |
| Description | The chassis process (chassisd) detected that per-port rate limiting was not enabled when it attempted to set the rate limit on an individual port for the indicated F chip. |
| Type | Error: An error occurred |
| Severity | error |

Action Contact your technical support representative.

CHASSISD_FCHIP_SIB_NOT_STARTED

System Log Message Unable to start *fru-name fru-slot* because F chips were not initialized

Description The indicated Switch Interface Board (SIB) did not start because the F chips on it were not initialized.

Type Error: An error occurred

Severity error

Action Contact your technical support representative.

CHASSISD_FCHIP_VERSION_ERROR

System Log Message F chip *fchip-id*: part number (*part-number*) and version (*version*) were invalid

Description The indicated part number and version detected for the indicated F chip were not valid values.

Type Error: An error occurred

Severity error

CHASSISD_FHSR_READ_REG_ERROR

System Log Message Fchip: fhsr_read() failed at address *address*

Description The high-speed receiver (HSR) read routine failed at the indicated address on an F-chip register.

Type Error: An error occurred

Severity error

Action Contact your technical support representative.

CHASSISD_FHSR_WRITE_REG_ERROR

System Log Message Fchip: fhsr_write() of value *value* failed at address *address*

Description The high-speed receiver (HSR) write routine could not record the indicated value at the indicated address on an F-chip register.

Type Error: An error occurred

Severity error

CHASSISD_FHST_READ_REG_ERROR

System Log Message Fchip: fhst_read() failed at address *address*

Description The high-speed transmitter (HST) read routine failed at the indicated address on an F-chip register.

| | |
|-----------------|--|
| Type | Error: An error occurred |
| Severity | error |
| Action | Contact your technical support representative. |

CHASSISD_FHST_WRITE_REG_ERROR

| | |
|---------------------------|---|
| System Log Message | Fchip: fhst_write() of value <i>value</i> failed at address <i>address</i> |
| Description | The high-speed transmitter (HST) write routine could not record the indicated value at the indicated address on an F-chip register. |
| Type | Error: An error occurred |
| Severity | error |

CHASSISD_FILE_OPEN

| | |
|---------------------------|--|
| System Log Message | File open: <i>filename</i> , error: <i>error-code</i> -- <i>error-message</i> |
| Description | The chassis process (chassisd) could not open the indicated file for the indicated reason. |
| Type | Error: An error occurred |
| Severity | critical |

CHASSISD_FILE_STAT

| | |
|---------------------------|--|
| System Log Message | File stat: <i>filename</i> , error: <i>error-code</i> -- <i>error-message</i> |
| Description | The chassis process (chassisd) could not open the indicated file because it could not obtain its status. |
| Type | Error: An error occurred |
| Severity | error |

CHASSISD_FM_BAD_STATE

| | |
|---------------------------|--|
| System Log Message | <i>function-name</i> : unexpected state <i>statetype</i> for SIB# <i>sib-slot</i> |
| Description | The indicated function failed because it encountered the indicated type of unexpected internal state with respect to the indicated Switch Interface Board (SIB). |
| Type | Error: An error occurred |
| Severity | error |
| Action | Contact your technical support representative. |

CHASSISD_FM_ERROR

| | |
|---------------------------|--|
| System Log Message | <i>function-name</i> : <i>error-message</i> (SIB# <i>sib-slot</i> , Packet Forwarding Engine <i>pfe</i> on FPC <i>fpc-slot</i>) |
|---------------------------|--|

| | |
|--------------------|---|
| Description | During execution of the indicated fabric management routine, the indicated error occurred between the indicated Switch Interface Board (SIB) and the indicated Packet Forwarding Engine on the indicated Flexible PIC Concentrator (FPC). |
| Type | Error: An error occurred |
| Severity | error |
| Action | Contact your technical support representative. |

CHASSISD_FM_ERROR_SIB_L_FB_HSR

| | |
|---------------------------|---|
| System Log Message | FM: HSR error occurred on link from SIB-S port F(<i>s-row,s-port</i>) to SIB-L# <i>sib-slot</i> port F(<i>l-row,l-port</i>) |
| Description | In a routing matrix, packets traverse both electrical and optical media as they travel between the Switch Interface Boards (SIBs) in the T640 routing nodes (called SIB-Ls) and the SIBs in the TX Matrix platform (called SIB-Ss). The chassis process (chassisd) on the routing node that houses the indicated SIB-L detected an error in the electrical path between the indicated ports on the SIB-L and the corresponding SIB-S. |
| Type | Error: An error occurred |
| Severity | error |
| Action | Contact your technical support representative. |

CHASSISD_FM_ERROR_SIB_L_FB_SMF

| | |
|---------------------------|---|
| System Log Message | FM: <i>error-message</i> error occurred on link <i>to-from-sib</i> SIB-L# <i>sib-slot</i> <i>to-from-scc</i> SCC |
| Description | In a routing matrix, packets traverse both electrical and optical media as they travel between the Switch Interface Boards (SIBs) in the TX Matrix platform (the switch-card chassis, or SCC) and the SIBs in the T640 routing nodes (called SIB-Ls). The chassis process (chassisd) on the routing node that houses the indicated SIB-L detected the indicated error as packets that were traveling in the indicated direction were translated between electrical and optical media. |
| Type | Error: An error occurred |
| Severity | error |
| Action | Contact your technical support representative. |

CHASSISD_FM_ERROR_SIB_L_MISMATCH

| | |
|---------------------------|--|
| System Log Message | FM: fiber cable from SIB-L# <i>sib-slot</i> possibly connected to wrong SIB-S |
| Description | In a routing matrix, the fiber-optic cable between each Switch Interface Board in a T640 routing node (called a SIB-L) must connect to a specific SIB port on the TX Matrix platform (called a SIB-S). The cable originating at the indicated SIB-L was possibly plugged into the wrong SIB-S port or wrong SIB-S. |
| Type | Error: An error occurred |
| Severity | error |

Action Contact your technical support representative.

CHASSISD_FM_ERROR_SIB_S_FB_HSR

System Log Message FM: HSR error occurred on link from LCC*lcc* SIB-L port F(*l-row,l-port*) to SIB-S#*sib-slot* port F(*s-row,s-port*)

Description In a routing matrix, packets traverse both electrical and optical media as they travel between the Switch Interface Boards (SIBs) in the TX Matrix platform (called SIB-Ss) and the SIBs in the T640 routing nodes (called SIB-Ls). The chassis process (chassisd) on the TX Matrix platform detected an error in the electrical path between the indicated port on the indicated SIB-S and the indicated port on a SIB-L installed in the indicated routing node (line-card chassis, or LCC).

Type Error: An error occurred

Severity error

Action Contact your technical support representative.

CHASSISD_FM_ERROR_SIB_S_FB_SMF

System Log Message FM: *error-message* error occurred on link *to-from-sib-s* SIB-S#*sib-slot* *to-from-lcc* LCC*lcc*

Description In a routing matrix, packets traverse both electrical and optical media as they travel between the Switch Interface Boards (SIBs) in the TX Matrix platform (called SIB-Ss) and the SIBs in the T640 routing nodes (line-card chassis, or LCCs). The chassis process (chassisd) on the TX Matrix platform detected the indicated error as packets that were traveling to or from the indicated LCC were translated between electrical and optical media.

Type Error: An error occurred

Severity error

Action Contact your technical support representative.

CHASSISD_FM_MEMORY_ERROR

System Log Message *function-name*: unable to allocate memory; *error-message*

Description The chassis process (chassisd) could not allocate memory for a fabric operation.

Type Error: An error occurred

Severity warning

Action Contact your technical support representative.

CHASSISD_FM_SIB_ERROR

System Log Message Fabric management error for SIB *sib-slot*: *error-message*

Description The chassis process (chassisd) detected the indicated type of error on the indicated Switch Interface Board (SIB) and performed the indicated action.

| | |
|-----------------|--|
| Type | Error: An error occurred |
| Severity | error |
| Action | Contact your technical support representative. |

CHASSISD_FM_SIB_FPC_TYPE_ERROR

| | |
|---------------------------|--|
| System Log Message | SIB <i>sib-slot</i> does not support features required for FPC Type 4 |
| Description | The indicated Switch Interface Board (SIB) does not support features required by the Flexible PIC Concentrator (FPC) Type 4. |
| Type | Error: An error occurred |
| Severity | error |
| Action | Contact your technical support representative. |

CHASSISD_FM_SIB_TYPE_ERROR

| | |
|---------------------------|--|
| System Log Message | <i>function-name</i> : SIB <i>sib-slot</i> does not support configured features. But <i>six_slot state</i> configured. Correct the configuration and restart chassisd. |
| Description | The configuration that was specified for the indicated Switch Interface Board (SIB) is not supported. |
| Type | Error: An error occurred |
| Severity | error |
| Action | Change the configuration and restart the chassis process (chassisd). |

CHASSISD_FPC_NOT_FOUND

| | |
|---------------------------|--|
| System Log Message | <i>function-name</i> : unable to find FPC for PIC attachment operation |
| Description | The chassis process (chassisd) attempted to bring a Physical Interface Card (PIC) online, but could not find the Flexible PIC Concentrator (FPC) that houses it. |
| Type | Error: An error occurred |
| Severity | warning |
| Action | Contact your technical support representative. |

CHASSISD_FPC_PIC_DETECT_TIMEOUT

| | |
|---------------------------|---|
| System Log Message | <i>function-name</i> : PIC detection on FPC <i>fpc-slot</i> timed out |
| Description | The chassis process (chassisd) expects to receive notification within a timeout period that each Flexible PIC Concentrator (FPC) has attached the Physical Interface Cards (PICs) that it houses. It did not receive notification from the indicated FPC. |
| Type | Error: An error occurred |
| Severity | error |

Action Contact your technical support representative.

CHASSISD_FPC_TYPE_SIB_TYPE_ERROR

System Log Message Installed SIB type (SIB-I8-F16) does not support features required by FPC *fpc-slot*

Description The indicated Flexible PIC Concentrator (FPC) is Type 4, which is not supported by Switch Interface Board (SIB) type SIB-I8-F16.

Type Error: An error occurred

Severity error

Action Contact your technical support representative.

CHASSISD_FRU_ALREADY_OFFLINE

System Log Message *fru-name fru-slot* already offline

Description The chassis process (chassisd) received a request to take the indicated component (field-replaceable unit, or FRU) offline, but the FRU was already offline.

Type Event: This message reports an event, not an error

Severity error

CHASSISD_FRU_ALREADY_ONLINE

System Log Message Received request to bring *fru-name fru-slot* online; it was already online

Description The chassis process (chassisd) received a request to bring the indicated component (field-replaceable unit, or FRU) online, but the FRU was already online.

Type Event: This message reports an event, not an error

Severity warning

CHASSISD_FRU_EVENT

System Log Message *function-name: state fru-name fru-slot*

Description The state of the indicated component (field-replaceable unit, or FRU) changed as indicated.

Type Event: This message reports an event, not an error

Severity notice

CHASSISD_FRU_INVALID_SLOT

System Log Message FRU *fru-name* is not supported in current slot

Description The chassis process (chassisd) detected that the indicated hardware component (field-replaceable unit, or FRU) was inserted in a slot that is not valid for that component type.

| | |
|-----------------|--|
| Type | Error: An error occurred |
| Severity | critical |
| Action | Contact your technical support representative. |

CHASSISD_FRU_IO_ERROR

| | |
|---------------------------|---|
| System Log Message | <i>function-name: fru-name operation error: reason (error-message)</i> |
| Description | The chassis process (chassisd) could not perform the indicated I/O operation on the indicated component (field-replaceable unit, or FRU). |
| Type | Error: An error occurred |
| Severity | error |
| Action | Contact your technical support representative. |

CHASSISD_FRU_IO_OFFSET_ERROR

| | |
|---------------------------|--|
| System Log Message | <i>function-name: fru-name operation error: reason 0xoffset (error-message)</i> |
| Description | The chassis process (chassisd) could not perform the indicated I/O operation at the indicated byte offset. |
| Type | Error: An error occurred |
| Severity | error |
| Action | Contact your technical support representative. |

CHASSISD_FRU_IPC_WRITE_ERROR

| | |
|---------------------------|---|
| System Log Message | <i>function-name: FRU fru-name, errno error-code, error-message</i> |
| Description | The chassis process (chassisd) could not send an interprocess communication (IPC) message to the indicated component (field-replaceable unit, or FRU) because of the indicated error. |
| Type | Error: An error occurred |
| Severity | warning |

CHASSISD_FRU_OFFLINE_FAILED

| | |
|---------------------------|--|
| System Log Message | Unable to take <i>fru-name fru-slot</i> offline because FRU sequencer is active: <i>reason</i> |
| Description | The chassis process (chassisd) could not take the indicated component (field-replaceable unit, or FRU) offline for the indicated reason. |
| Type | Event: This message reports an event, not an error |
| Severity | notice |

CHASSISD_FRU_OFFLINE_NOTICE

| | |
|---------------------------|--|
| System Log Message | Taking <i>fru-name fru-slot</i> offline: <i>reason</i> |
| Description | The chassis process (chassisd) took the indicated component (field-replaceable unit, or FRU) offline for the indicated reason. |
| Type | Event: This message reports an event, not an error |
| Severity | notice |

CHASSISD_FRU_OFFLINE_TIMEOUT

| | |
|---------------------------|---|
| System Log Message | Offline request timed out; <i>fru-name fru-slot</i> restarted |
| Description | The indicated component (field-replaceable unit, or FRU) did not go offline within the time period that is normally sufficient for synchronized shutdown. After generating this message, the chassis process (chassisd) tried several times to take the FRU offline and powered it down if all attempts failed. |
| Type | Event: This message reports an event, not an error |
| Severity | warning |

CHASSISD_FRU_ONLINE_TIMEOUT

| | |
|---------------------------|--|
| System Log Message | <i>function-name</i> : attempt to bring <i>fru-name fru-slot</i> online timed out |
| Description | The indicated component (field-replaceable unit, or FRU) did not come online within the time that is normally sufficient. After generating this message, the chassis process (chassisd) tried to bring the FRU online several more times. If all attempts failed, the chassisd process raised an alarm and left the FRU offline. |
| Type | Event: This message reports an event, not an error |
| Severity | error |

CHASSISD_FRU_STEP_ERROR

| | |
|---------------------------|---|
| System Log Message | <i>fru-name fru-slot</i> at step <i>step-number</i> |
| Description | The power-on sequence for the indicated component (field-replaceable unit, or FRU) failed at the indicated point. |
| Type | Error: An error occurred |
| Severity | error |

CHASSISD_FRU_UNRESPONSIVE

| | |
|---------------------------|---|
| System Log Message | Error for <i>fru-name fru-slot</i> : <i>error-message</i> ; <i>action</i> |
| Description | The chassis process (chassisd) tried to bring the indicated component (field-replaceable unit, or FRU) online, but the attempt failed in the indicated way. As a result, the chassisd process performed the indicated action. |
| Type | Event: This message reports an event, not an error |

Severity error

CHASSISD_FRU_UNRESPONSIVE_RETRY

System Log Message Attempt *count* to power on *fru-name fru-slot* timed out; restarted it

Description The chassis process (chassisd) tried the indicated number of times to bring the indicated component (field-replaceable unit, or FRU) online, but the attempts failed. In another attempt to bring the FRU online, the chassisd process issued the restart command for the FRU.

Type Event: This message reports an event, not an error

Severity error

CHASSISD_FRU_UNSUPPORTED

System Log Message chassisd invalidated support for *fru-name fru-slot*

Description The chassis process (chassisd) invalidated support for the indicated component (field-replaceable unit, or FRU) during initialization.

Type Error: An error occurred

Severity warning

CHASSISD_FRU_VERSION_MISMATCH

System Log Message *component* version mismatch for *fru-name* -- expected *expected-value*, got *received-value*

Description The chassis process (chassisd) verifies that it supports the revision level or version of a component (field-replaceable unit, or FRU). The revision level for the indicated FRU was unsupported or otherwise invalid.

Type Event: This message reports an event, not an error

Severity error

Action Upgrade the FRU.

CHASSISD_GASIC_ID_ERROR

System Log Message Fchip: invalid SIB slot

Description A routine tried to determine the identifier for an application-specific integrated circuit (ASIC) on a Switch Interface Board (SIB). The attempt failed, because the supplied SIB slot number was invalid.

Type Error: An error occurred

Severity error

Action Contact your technical support representative.

CHASSISD_GBUS_NOT_READY

| | |
|---------------------------|--|
| System Log Message | <i>function-name: fru-name</i> not ready for power up (RTIME_PWR_COND = 0x <i>value</i>) |
| Description | The GBUS was not ready when the chassis process (chassisd) first tried to power it on, and the power-up operation timed out. |
| Type | Error: An error occurred |
| Severity | error |
| Cause | The probable cause is hardware error. |
| Action | Contact your technical support representative. |

CHASSISD_GBUS_READBACK_ERROR

| | |
|---------------------------|--|
| System Log Message | Readback error from GBUS for <i>fru-name fru-slot</i> ([0x <i>gbus-address</i> , 0x <i>gbus-registers</i>] -> 0x <i>return-value</i>) |
| Description | There was an error when the chassis process (chassisd) tried to read back information from the GBUS on the indicated component (field-replaceable unit, or FRU). |
| Type | Error: An error occurred |
| Severity | error |
| Cause | The probable cause is hardware error. |
| Action | Contact your technical support representative. |

CHASSISD_GBUS_RESET_EVENT

| | |
|---------------------------|---|
| System Log Message | <i>fru-name#fru-slot - command</i> |
| Description | The chassis process (chassisd) reset the GBUS for the indicated component (field-replaceable unit, or FRU). This is a normal part of startup. |
| Type | Event: This message reports an event, not an error |
| Severity | warning |

CHASSISD_GBUS_SANITY_ERROR

| | |
|---------------------------|---|
| System Log Message | <i>function-name: fru-name fru-slot --</i> management bus failed sanity test |
| Description | The chassis process (chassisd) checks its management GBUS with a set of test operations when it is started. The tests failed. |
| Type | Error: An error occurred |
| Severity | error |
| Action | Contact your technical support representative. |

CHASSISD_GENERIC_ERROR

| | |
|---------------------------|--|
| System Log Message | <i>function-name: error-message</i> |
| Description | The chassis process (chassisd) detected the indicated error. |
| Type | Error: An error occurred |
| Severity | error |
| Action | Perform any corrective actions mentioned in the error message. |

CHASSISD_GENERIC_WARNING

| | |
|---------------------------|---|
| System Log Message | <i>function-name: error-message</i> |
| Description | The chassis process (chassisd) generated the indicated warning message. |
| Type | Error: An error occurred |
| Severity | notice |

CHASSISD_GETTIMEOFDAY

| | |
|---------------------------|---|
| System Log Message | Unexpected error from gettimeofday: <i>error-code -- error-message</i> |
| Description | The chassis process (chassisd) could not obtain the time of day because of the indicated error. |
| Type | Error: An error occurred |
| Severity | warning |

CHASSISD_GRES_UNSUPP_INTERFACE

| | |
|---------------------------|---|
| System Log Message | Unable to enable graceful Routing Engine switchover; interface <i>interface-name</i> does not support it |
| Description | The chassis process (chassisd) could not enable graceful Routing Engine switchover because the indicated interface does not support it. |
| Type | Error: An error occurred |
| Severity | error |

CHASSISD_GRES_UNSUPP_PIC

| | |
|---------------------------|--|
| System Log Message | Unable to enable graceful Routing Engine switchover; PIC does not support it |
| Description | The chassis process (chassisd) could not enable graceful Routing Engine switchover because an installed Physical Interface Card (PIC) does not support it. |
| Type | Error: An error occurred |
| Severity | error |

CHASSISD_HIGH_TEMP_CONDITION

| | |
|---------------------------|---|
| System Log Message | Chassis temperature over <i>temperature</i> degrees C (<i>message</i>) |
| Description | The temperature of one or more components (field-replaceable units, or FRUs) exceeded the indicated temperature, which is the lower of two thresholds. The fans (and impellers, if applicable) were in the indicated state. The chassis process (chassisd) increased the speed of all functioning fans and impellers to full speed. |
| Type | Event: This message reports an event, not an error |
| Severity | warning |
| Action | Increase cooling in the area around the chassis. |

CHASSISD_HOST_TEMP_READ

| | |
|---------------------------|--|
| System Log Message | Error reading host temperature sensor |
| Description | The chassis process (chassisd) could not read the temperature sensors on the routing platform. |
| Type | Error: An error occurred |
| Severity | notice |

CHASSISD_HSR_CONFIG_READ_ERROR

| | |
|---------------------------|--|
| System Log Message | <i>function-name</i> : unable to read configuration for HSR <i>identifier</i> |
| Description | The indicated function could not read the configuration for the indicated high-speed receiver (HSR). |
| Type | Error: An error occurred |
| Severity | error |

CHASSISD_HSR_CONFIG_WRITE_ERROR

| | |
|---------------------------|---|
| System Log Message | <i>function-name</i> : unable to write configuration for HSR <i>identifier</i> |
| Description | The indicated routine could not write to the configuration for the indicated high-speed receiver (HSR). |
| Type | Error: An error occurred |
| Severity | error |

CHASSISD_HSR_ELEMENTS_ERROR

| | |
|---------------------------|--|
| System Log Message | Provided number of HSR elements (<i>count</i>) was invalid |
| Description | The indicated routine for processing a certain number of high-speed receiver (HSR) elements failed, because the supplied number of elements was invalid. |
| Type | Error: An error occurred |
| Severity | error |

CHASSISD_HSR_FIFO_ERROR

| | |
|---------------------------|--|
| System Log Message | <i>function-name</i> : FIFO read failed for HSR <i>identifier</i> |
| Description | A first in, first out (FIFO) read error occurred during execution of the indicated routine on the indicated high-speed receiver (HSR). |
| Type | Error: An error occurred |
| Severity | error |

CHASSISD_I2CS_READBACK_ERROR

| | |
|---------------------------|--|
| System Log Message | Readback error from I2C slave for <i>fru-name fru-slot</i> ([0xi2cs-address, 0xoffset] -> 0xerror-code) |
| Description | The chassis process (chassisd) could not read back information from the I2C slave (I2CS) about the indicated component (field-replaceable unit, or FRU). |
| Type | Error: An error occurred |
| Severity | error |
| Cause | The probable cause is hardware error. |
| Action | Contact your technical support representative. |

CHASSISD_I2C_BAD_IDEEPROM_FORMAT

| | |
|---------------------------|--|
| System Log Message | Invalid IDEEPROM format for <i>fru-name</i> |
| Description | The chassis process (chassisd) determined that the ID EEPROM format specified for the indicated type of hardware component (field-replaceable unit, or FRU) is not valid for it. |
| Type | Error: An error occurred |
| Severity | critical |
| Action | Contact your technical support representative. |

CHASSISD_I2C_FIC_PRESENCE_READ

| | |
|---------------------------|--|
| System Log Message | <i>function-name</i> : <i>fru-name</i> unable to get presence masks (<i>error-message</i>) |
| Description | The chassis process (chassisd) could not read I2C data with presence information about the indicated component (field-replaceable unit, or FRU). |
| Type | Error: An error occurred |
| Severity | error |
| Action | Contact your technical support representative. |

CHASSISD_I2C_GENERIC_ERROR

| | |
|---------------------------|---|
| System Log Message | <i>function-name</i> : <i>error-message</i> |
|---------------------------|---|

Description The indicated error occurred during an I2C access library operation.

Type Error: An error occurred

Severity error

Action Contact your technical support representative.

CHASSISD_I2C_INVALID_ASSEMBLY_ID

System Log Message 'Oxassembly-id' is invalid value for *fru-name* assembly ID

Description The assembly ID for the indicated component (field-replaceable unit, or FRU) was not valid for its type.

Type Error: An error occurred

Severity error

Action Contact your technical support representative.

CHASSISD_I2C_IOCTL_FAILURE

System Log Message *function-name*: operation ioctl failure for group *group-id* at address *Oxaddress* (errno *error-code*)

Description The chassis process (chassisd) could not perform the indicated ioctl() operation on the I2C data for the indicated component (field-replaceable unit, or FRU).

Type Error: An error occurred

Severity error

Action Contact your technical support representative.

CHASSISD_I2C_IO_FAILURE

System Log Message *function-name*: *fru-name* operation failed for group *group-id* at address *Oxaddress*

Description The chassis process (chassisd) could not perform the indicated I/O operation on the I2C data for the indicated component (field-replaceable unit, or FRU).

Type Error: An error occurred

Severity error

Action Contact your technical support representative.

CHASSISD_I2C_MIDPLANE_CORRUPT

System Log Message Corruption on midplane ID EEPROM (ID: *Oxassembly-id*, MAC address: *Oxmac-address*, *Oxversion*)

Description The chassis process (chassisd) found corrupted information when it tried to verify the parameters of the midplane's I2C ID EEPROM.

Type Error: An error occurred

| | |
|-----------------|--|
| Severity | error |
| Action | Contact your technical support representative. |

CHASSISD_I2C_RANGE_ERROR

| | |
|---------------------------|---|
| System Log Message | <i>function-name</i> : requested offset was out of range (offset <i>offset</i> + nbytes <i>count</i> > 256) |
| Description | The indicated offset, which is greater than 256, was specified in a read request for an I2C device. |
| Type | Error: An error occurred |
| Severity | error |
| Cause | No I2C device uses or has storage above an offset of 256. |
| Action | Contact your technical support representative. |

CHASSISD_I2C_READ_ERROR

| | |
|---------------------------|---|
| System Log Message | <i>function-name</i> : read error for group <i>group-id</i> at address 0x <i>address</i> , offset <i>offset</i> |
| Description | The chassis process (chassisd) could not read I2C data from the indicated device. |
| Type | Error: An error occurred |
| Severity | error |
| Action | Contact your technical support representative. |

CHASSISD_I2C_WRITE_ERROR

| | |
|---------------------------|--|
| System Log Message | <i>function-name</i> : write error for group <i>group-id</i> at address 0x <i>address</i> , offset <i>offset</i> |
| Description | The chassis process (chassisd) could not write I2C data to the indicated device. |
| Type | Error: An error occurred |
| Severity | error |
| Action | Contact your technical support representative. |

CHASSISD_IDEEPROM_READ_ERROR

| | |
|---------------------------|--|
| System Log Message | Unable to read <i>fru-name</i> ID EEPROM |
| Description | The chassis process (chassisd) could not read the I2C ID EEPROM of the indicated component (field-replaceable unit, or FRU). |
| Type | Error: An error occurred |
| Severity | error |
| Action | Contact your technical support representative. |

CHASSISD_IFDEV_CREATE_FAILURE

| | |
|---------------------------|---|
| System Log Message | <i>function-name</i> : unable to create interface device for <i>interface-name</i> (<i>error-message</i>) |
| Description | The chassis process (chassisd) creates initial interface devices for newly installed Physical Interface Cards (PICs) and pseudodevices. It could not create a device for the indicated PIC or pseudodevice. |
| Type | Error: An error occurred |
| Severity | error |
| Cause | Necessary resources might have been unavailable. |
| Action | Contact your technical support representative. |

CHASSISD_IFDEV_CREATE_NOTICE

| | |
|---------------------------|--|
| System Log Message | <i>function-name</i> : created <i>device-name</i> for <i>interface-name</i> |
| Description | The chassis process (chassisd) created the initial interface device for the indicated newly installed Physical Interface Card (PIC) or pseudodevice. |
| Type | Event: This message reports an event, not an error |
| Severity | notice |

CHASSISD_IFDEV_DETACH_ALL_PSEUDO

| | |
|---------------------------|--|
| System Log Message | ifdev_detach(pseudo devices: all) |
| Description | The chassis process (chassisd) detached the interface devices for all pseudodevices. |
| Type | Event: This message reports an event, not an error |
| Severity | notice |

CHASSISD_IFDEV_DETACH_FPC

| | |
|---------------------------|---|
| System Log Message | ifdev_detach(<i>fpc-slot</i>) |
| Description | The chassis process (chassisd) detached the interface devices for all Physical Interface Cards (PICs) installed in the indicated Flexible PIC Concentrator (FPC). |
| Type | Event: This message reports an event, not an error |
| Severity | notice |

CHASSISD_IFDEV_DETACH_PIC

| | |
|---------------------------|--|
| System Log Message | ifdev_detach_pic(<i>fpc-slot/pic-slot</i>) |
| Description | The chassis process (chassisd) detached the interface devices for the indicated Physical Interface Card (PIC). |
| Type | Event: This message reports an event, not an error |
| Severity | notice |

CHASSISD_IFDEV_DETACH_PSEUDO

| | |
|---------------------------|--|
| System Log Message | ifdev_detach(pseudo devices: porttype <i>port-type</i> , sdev = <i>sdev-number</i> , edev = <i>edev-number</i>) |
| Description | The chassis process (chassisd) detached the interface devices for the indicated pseudodevices. |
| Type | Event: This message reports an event, not an error |
| Severity | notice |

CHASSISD_IFDEV_DETACH_TLV_ERROR

| | |
|---------------------------|--|
| System Log Message | ifdev_detach: rtlib_ifdm_change_tlvs failed for slot <i>fpc-slot</i> dev idx <i>device-id</i> <i>error-message</i> |
| Description | The chassis process (chassisd) asked the kernel to remove the indicated interface from the kernel interface table. The request failed. |
| Type | Error: An error occurred |
| Severity | error |

CHASSISD_IFDEV_GETBYNAME_NOTICE

| | |
|---------------------------|--|
| System Log Message | <i>function-name</i> : ifdm get_by_name failed for <i>interface-type</i> interface device <i>interface-name</i> (<i>error-message</i>) |
| Description | The chassis process (chassisd) failed to find the indicated interface device, even though it just created it. |
| Type | Event: This message reports an event, not an error |
| Severity | warning |
| Cause | There was a problem with interface state creation. |
| Action | Contact your technical support representative. |

CHASSISD_IFDEV_GET_BY_INDEX_FAIL

| | |
|---------------------------|---|
| System Log Message | <i>function-name</i> : rtlib_ifdm_get_by_index failed: <i>error-code</i> - <i>error-message</i> |
| Description | The chassis process (chassisd) could not obtain information about an interface device. |
| Type | Error: An error occurred |
| Severity | error |

CHASSISD_IFDEV_GET_BY_NAME_FAIL

| | |
|---------------------------|---|
| System Log Message | Unable to retrieve information for interface device <i>interface-name</i> : <i>error-message</i> |
| Description | The chassis process (chassisd) could not obtain information about the indicated interface device. |

Type Error: An error occurred
Severity error

CHASSISD_IFDEV_NO_MEMORY

System Log Message *function-name*: unable to allocate memory for *interface-type* interface

Description The chassis process (chassisd) could not allocate memory when creating an interface device for the indicated interface type.

Type Error: An error occurred
Severity error
Cause Resources on the system are extremely limited.
Action Eliminate the resource limitations and restart the Physical Interface Card (PIC) that houses the interface for which the interface device could not be created.

CHASSISD_IFDEV_RETRY_NOTICE

System Log Message *function-name*: attempt *count* to add interface device *interface-name* failed (*error-message*)

Description The chassis process (chassisd) tried the indicated number of times to create the indicated interface device, but the attempts failed. After generating this message, the chassisd process waited a while for resources to free up and tried again.

Type Event: This message reports an event, not an error
Severity warning
Cause Necessary resources might have been unavailable. They should become available soon.

CHASSISD_IFDEV_RTSLIB_FAILURE

System Log Message *function-name*: *library-function-name* failed (*error-message*)

Description The chassis process (chassisd) could not create an interface device because an error occurred during the indicated call to the routing socket library.

Type Error: An error occurred
Severity error
Action Contact your technical support representative.

CHASSISD_IOCTL_FAILURE

System Log Message *function-name*: *reason* for *fru-name* (*error-message*)

Description The chassis process (chassisd) could not perform the indicated ioctl() operation on the indicated component (field-replaceable unit, or FRU).

Type Error: An error occurred

| | |
|-----------------|--|
| Severity | error |
| Action | Contact your technical support representative. |

CHASSISD_IPC_ANNOUNCE_TIMEOUT

| | |
|---------------------------|--|
| System Log Message | <i>function-name</i> : no ack received from <i>fru-type</i> for <i>fru-name fru-slot</i> state change (<i>0xsent-mask</i> , acks <i>0xack-mask</i>) |
| Description | The chassis process (chassisd) notified the indicated components (field-replaceable units, or FRUs) that the component in the indicated slot was changing state. It did not receive the expected acknowledgment. |
| Type | Error: An error occurred |
| Severity | error |
| Action | Contact your technical support representative. |

CHASSISD_IPC_CONNECTION_DROPPED

| | |
|---------------------------|---|
| System Log Message | Dropped IPC connection for <i>fru-name fru-slot</i> |
| Description | The chassis process (chassisd) dropped its interprocess communication (IPC) connection to the indicated component (field-replaceable unit, or FRU). |
| Type | Event: This message reports an event, not an error |
| Severity | warning |

CHASSISD_IPC_DAEMON_WRITE_ERROR

| | |
|---------------------------|---|
| System Log Message | pipe_write failure for <i>connection-id</i> ; connection error: <i>error-message</i> (errno <i>error-code</i>) |
| Description | The chassis process (chassisd) could not write to a socket, because of the indicated error. The socket is for a connection to another process that runs on the Routing Engine and helps manage the chassis. |
| Type | Error: An error occurred |
| Severity | error |
| Action | Contact your technical support representative. |

CHASSISD_IPC_ERROR

| | |
|---------------------------|---|
| System Log Message | <i>function-name</i> : <i>error-message</i> |
| Description | An error occurred when the chassis process (chassisd) received an interprocess communication (IPC) message. |
| Type | Error: An error occurred |
| Severity | error |
| Action | Contact your technical support representative. |

CHASSISD_IPC_FLUSH_ERROR

| | |
|---------------------------|--|
| System Log Message | <i>function-name</i> : flush operation failed for <i>fru-name fru-slot</i> |
| Description | The chassis process (chassisd) could not write to a socket that it was using to communicate with the indicated component (field-replaceable unit, or FRU). |
| Type | Error: An error occurred |
| Severity | warning |
| Action | Contact your technical support representative. |

CHASSISD_IPC_MSG_DROPPED

| | |
|---------------------------|---|
| System Log Message | Dropping message from connection queue: type = <i>message-type</i> , subtype = <i>message-subtype</i> |
| Description | The chassis process (chassisd) dropped an interprocess communication (IPC) message because the message queue had already reached maximum capacity. |
| Type | Error: An error occurred |
| Severity | error |
| Cause | The connection to a component (field-replaceable unit, or FRU) no longer exists, so the chassisd process cannot send all messages immediately as it usually does. |
| Action | Contact your technical support representative. |

CHASSISD_IPC_MSG_ERROR

| | |
|---------------------------|--|
| System Log Message | <i>function-name</i> : error code <i>error-code</i> , type <i>message-type</i> , subtype <i>message-subtype</i> , opcode <i>message-opcode</i> |
| Description | The chassis process (chassisd) detected an error in an interprocess communication (IPC) message with the indicated characteristics. |
| Type | Error: An error occurred |
| Severity | error |
| Action | Contact your technical support representative. |

CHASSISD_IPC_MSG_FRU_NOT_FOUND

| | |
|---------------------------|---|
| System Log Message | <i>function-name</i> : unable to locate FRU for message with type <i>message-type</i> , subtype <i>message-subtype</i> , opcode <i>message-opcode</i> |
| Description | The chassis process (chassisd) could not locate a component (field-replaceable unit, or FRU) to handle the interprocess communication (IPC) message with the indicated characteristics that it received. The message was ignored. |
| Type | Error: An error occurred |
| Severity | error |
| Action | Contact your technical support representative. |

CHASSISD_IPC_MSG_QFULL_ERROR

| | |
|---------------------------|--|
| System Log Message | Dropping message from connection queue: type = <i>message-type</i> , subtype = <i>message-subtype</i> |
| Description | The chassis process (chassisd) had to discard a message because the queue of messages waiting for a connection was already full. |
| Type | Error: An error occurred |
| Severity | error |

CHASSISD_IPC_MSG_UNHANDLED

| | |
|---------------------------|--|
| System Log Message | <i>function-name</i> : unable to handle <i>fru-name</i> message with type <i>message-type</i> , subtype <i>message-subtype</i> , length <i>length</i> , opcode <i>message-opcode</i> , error <i>error-code</i> |
| Description | The chassis process (chassisd) received an interprocess communication (IPC) message about the indicated FRU. The message had the indicated characteristics. The chassisd process could not handle the message. |
| Type | Error: An error occurred |
| Severity | error |
| Action | Contact your technical support representative. |

CHASSISD_IPC_UNEXPECTED_MSG

| | |
|---------------------------|--|
| System Log Message | <i>function-name</i> : invalid message received: <i>message</i> (message type <i>message-type</i> , subtype <i>message-subtype</i>) |
| Description | The chassis process (chassisd) received a unexpected message with the indicated characteristics. |
| Type | Error: An error occurred |
| Severity | error |
| Action | Contact your technical support representative. |

CHASSISD_IPC_UNEXPECTED_RECV

| | |
|---------------------------|---|
| System Log Message | Received unexpected message from <i>connection-id</i> : type = <i>message-type</i> , subtype = <i>message-subtype</i> |
| Description | The chassis process (chassisd) received an unexpected message from a peer connection. |
| Type | Error: An error occurred |
| Severity | error |

CHASSISD_IPC_WRITE_ERROR

| | |
|---------------------------|--|
| System Log Message | <i>function-name</i> : pipe_write failure for SCC connection with error <i>error-code</i> (<i>error-message</i>) |
|---------------------------|--|

Description A line-card chassis in a routing matrix attempted to send data to the TX Matrix platform (switch-card chassis, or SCC) over a pipe. The attempt failed with the indicated error.

Type Error: An error occurred

Severity warning

CHASSISD_IPC_WRITE_ERR_NO_PIPE

System Log Message FRU has no connection pipe *function-name fru-name*

Description The chassis process (chassisd) could not send a message to the indicated component (field-replaceable unit, or FRU) because the interprocess communication (IPC) pipe to the FRU no longer existed.

Type Error: An error occurred

Severity warning

CHASSISD_IPC_WRITE_ERR_NULL_ARGS

System Log Message FRU has no connection arguments *function-name fru-name*

Description The chassis process (chassisd) could not send a message to the indicated component (field-replaceable unit, or FRU) because one or more required parameters had a null value.

Type Error: An error occurred

Severity warning

CHASSISD_ISSU_BLOB_ERROR

System Log Message *fru-name: error-message*

Description The chassisd process (chassisd) detected the indicated error while handling blobs (opaque information) for the indicated field replaceable unit (fru). The blobs are used by the fru to store state information across in service software upgrade(issu) reboot.

Type Error: An error occurred

Severity notice

CHASSISD_ISSU_DAEMON_ERROR

System Log Message Daemon [*process-name*] state: < *state* > error: < *error-message* >

Description The chassisd process (chassisd) encountered the indicated error in the indicated in service software upgrade (issu) state for the indicated daemon.

Type Error: An error occurred

Severity notice

CHASSISD_ISSU_ERROR

| | |
|---------------------------|--|
| System Log Message | <i>action error-code(error-message)</i> |
| Description | The chassisd process (chassisd) encountered the indicated error for the indicated in service software upgrade process (issu) action. |
| Type | Error: An error occurred |
| Severity | notice |

CHASSISD_ISSU_FRU_ERROR

| | |
|---------------------------|--|
| System Log Message | <i>fru-name: state:[state] error-message</i> |
| Description | The chassisd process (chassisd) encountered the indicated error during the in service software upgrade for the indicated field replaceable unit (fru). |
| Type | Error: An error occurred |
| Severity | notice |

CHASSISD_ISSU_FRU_IPC_ERROR

| | |
|---------------------------|--|
| System Log Message | <i>fru-name: state:[state] error:[message] reason:[error-message]</i> |
| Description | The chassisd process (chassisd) detected the indicated error for the indicated field replaceable unit (fru) during in service software upgrade (issu). |
| Type | Error: An error occurred |
| Severity | notice |

CHASSISD_JTREE_ERROR

| | |
|---------------------------|---|
| System Log Message | <i>jtree terminate operation returned error-code</i> |
| Description | The chassis process (chassisd) received the indicated error when executing the JUNOS system call that terminates the jtree. |
| Type | Event: This message reports an event, not an error |
| Severity | warning |

CHASSISD_LCC_RELEASE_MASTERSHIP

| | |
|---------------------------|--|
| System Log Message | Backup Routing Engine became master, because JUNOS version of former master did not match SCC master |
| Description | The chassis process (chassisd) running on the master Routing Engine on a T640 routing node (line-card chassis, or LCC, in a routing matrix) relinquished mastership to the backup Routing Engine in the LCC. |
| Type | Event: This message reports an event, not an error |
| Severity | notice |

Cause The version of the JUNOS software on the master Routing Engine did not match the version on the TX Matrix platform's master Routing Engine. The version on the backup Routing Engine did match the TX Matrix platform.

CHASSISD_LOST_MASTERSHIP

System Log Message Routing Engine lost mastership; exiting

Description The chassis process (chassisd) running on the master Routing Engine exited, because mastership switched to the other Routing Engine.

Type Error: An error occurred

Severity error

Action Contact your technical support representative.

CHASSISD_MAC_ADDRESS_AE_ERROR

System Log Message chassisd MAC address allocation error for *aedevic-id*

Description The chassis process (chassisd) could not obtain a media access control (MAC) address for the indicated aggregated Ethernet interface because of an internal error.

Type Error: An error occurred

Severity error

CHASSISD_MAC_ADDRESS_ERROR

System Log Message chassisd MAC address allocation exceed error for FPC *fpc-slot*, PIC *pic-slot*, port *port*

Description The chassis process (chassisd) could not obtain a media access control (MAC) address for the indicated interface because of an internal error.

Type Error: An error occurred

Severity error

CHASSISD_MAC_ADDRESS_FABRIC_ERR

System Log Message Unable to allocate MAC address for fabric interface *device-id*

Description The chassis process (chassisd) could not obtain a media access control (MAC) address for the indicated fabric interface because of an internal error.

Type Error: An error occurred

Severity error

CHASSISD_MAC_ADDRESS_IRB_ERROR

System Log Message chassisd MAC address allocation error for IRB

Description The chassis process (chassisd) could not obtain a media access control (MAC) address for an integrated routing and bridging interface because of an internal error.

Type Error: An error occurred
Severity error

CHASSISD_MAC_ADDRESS_VLAN_ERROR

System Log Message chassisd MAC address allocation error for VLAN

Description The chassis process (chassisd) could not obtain a media access control (MAC) address for a vlan interface because of an internal error.

Type Error: An error occurred
Severity error

CHASSISD_MAC_DEFAULT

System Log Message Using default MAC address base

Description The chassis process (chassisd) used the default base media access control (MAC) address.

Type Event: This message reports an event, not an error
Severity info

CHASSISD_MALLOC_FAILURE

System Log Message *function-name*: chassisd malloc failed, aborting

Description The chassis process (chassisd) could not allocate memory. The chassisd process tried to continue functioning, but the lack of memory usually causes the process to fail. An administrator needs to restart it at some point.

Type Error: An error occurred
Severity error
Action Contact your technical support representative.

CHASSISD_MASTER_PCG_REMOVED

System Log Message Master PCG (slot *pcg-slot*) removed; powering down Packet Forwarding Engine complex

Description The master Packet Forwarding Engine Clock Generator (PCG) was removed. The PCG provides the system clock for all application-specific integrated circuits (ASICs) in the routing platform, so packet forwarding halts until the Packet Forwarding Engine is restarted and a PCG is functioning as master.

Type Error: An error occurred
Severity critical

CHASSISD_MASTER_SCG_REMOVED

System Log Message Master SCG (slot *fru-slot*) removed; powering it down

| | |
|--------------------|--|
| Description | The master SONET Clock Generator (SCG) was removed. The SCG provides the clock for SONET/SDH interface timing, so those interfaces might drop packets and experience other errors until a new clock source is established. |
| Type | Error: An error occurred |
| Severity | critical |

CHASSISD_MBUS_ERROR

| | |
|---------------------------|--|
| System Log Message | <i>fru-name fru-slot</i> : management bus failed sanity test |
| Description | Startup tests on the indicated FRU's management bus failed. |
| Type | Error: An error occurred |
| Severity | error |
| Action | Contact your technical support representative. |

CHASSISD_MCHASSIS_SWITCH_WARNING

| | |
|---------------------------|---|
| System Log Message | CB settings on <i>chassis-type old-index</i> changed: switch is now ' <i>value</i> ', chassis index is now <i>0xnew-index</i> |
| Description | A toggle switch on the back of the Control Board on each platform in a routing matrix is set to 'M' (multichassis) on the T640 routing nodes and to 'S' (single-chassis) on the TX Matrix platform. On a T640 routing node, the adjacent dial is set to the node's index number in the routing matrix (0 through 3); on the TX Matrix platform it is set to 0. The setting of the toggle switch, the dial, or both, changed to the indicated values on the indicated platform. The new settings take effect when the routing matrix next reboots. |
| Type | Event: This message reports an event, not an error |
| Severity | warning |
| Action | If the changes were accidental, return the toggle and dial to the correct settings before the next reboot. If the changes were intended, disconnect and move the cables on the TX Matrix platform Switch Interface Board (SIB) to the row that corresponds to the T640 routing node's new index number. |

CHASSISD_MCS_INTR_ERROR

| | |
|---------------------------|---|
| System Log Message | Received SIGUSR2 without any interrupts pending |
| Description | The chassis process (chassisd) received the indicated interrupt signal. The signal normally indicates that an event on the Miscellaneous Control Subsystem (MCS) requires servicing. However, the chassisd process did not find such an event pending. This error does not usually cause component failure. |
| Type | Error: An error occurred |
| Severity | error |
| Action | Contact your technical support representative. |

CHASSISD_MGR_CONNECT

| | |
|---------------------------|---|
| System Log Message | <i>function-name</i> evSelectFD: initial pipe create aborted (errno <i>error-code</i>) |
| Description | The chassis process (chassisd) could not to open a pipe for interprocess communication (IPC) to a component (field-replaceable unit, or FRU). |
| Type | Error: An error occurred |
| Severity | error |
| Action | Contact your technical support representative. |

CHASSISD_MULTILINK_BUNDLES_ERROR

| | |
|---------------------------|---|
| System Log Message | Unable to set multilink Frame Relay UNI NNI bundles for PIC <i>pic-slot</i> in FPC <i>fpc-slot</i> |
| Description | The chassis process (chassisd) could not create multilink Frame Relay user-to-network interface and network-to-network interface (MLFR UNI NNI [FRF.16]) bundles for the indicated Physical Interface Card (PIC). |
| Type | Error: An error occurred |
| Severity | warning |
| Action | Contact your technical support representative. |

CHASSISD_NO_PCGS

| | |
|---------------------------|---|
| System Log Message | No PCG <i>status</i> |
| Description | The chassis process (chassisd) could not find an operational Packet Forwarding Engine Clock Generator (PCG). Packet forwarding is halted until a PCG becomes operational. |
| Type | Error: An error occurred |
| Severity | error |
| Action | Contact your technical support representative. |

CHASSISD_NO_SCGS

| | |
|---------------------------|---|
| System Log Message | No SCG <i>state</i> |
| Description | The chassis process (chassisd) could not find an operational SONET Clock Generator (SCG). To continue functioning correctly, SONET/SDH interfaces that use an SCG as their clock source must find another source. |
| Type | Error: An error occurred |
| Severity | error |
| Action | Contact your technical support representative. |

CHASSISD_OFFLINE_NOTICE

| | |
|---------------------------|--|
| System Log Message | Routing Engine offline: <i>message</i> |
|---------------------------|--|

Description The chassis process (chassisd) took the Routing Engine offline.

Type Event: This message reports an event, not an error

Severity critical

CHASSISD_OID_GEN_FAILED

System Log Message Unable to generate OID: *oid (error-message)*

Description The chassis process (chassisd) could not generate an object identifier (OID) for the indicated object.

Type Error: An error occurred

Severity error

Action Contact your technical support representative.

CHASSISD_OVER_TEMP_CONDITION

System Log Message Chassis temperature over *temperature* degrees C (*message*); routing platform will shutdown in *duration* seconds if condition persists

Description The temperature of one or more components (field-replaceable units, or FRUs) exceeded the indicated temperature, which is the upper of two thresholds. The fans (and impellers, if applicable) were in the indicated state. If the temperature does not go below the threshold within four minutes after the chassis process (chassisd) detects this condition, the chassisd process shuts down the routing platform. When this message was logged, the indicated number of seconds remained before shutdown.

Type Error: An error occurred

Severity error

Action Increase cooling in the area around the chassis.

CHASSISD_OVER_TEMP_SHUTDOWN_TIME

System Log Message Chassis temperature above *temperature* degrees C *description* (> *duration* seconds); powering down all FRUs

Description The chassis process (chassisd) shut down the routing platform because the temperature of one or more components exceeded the indicated threshold temperature for the indicated amount of time. Continued operation at the excessive temperature could damage the routing platform.

Type Error: An error occurred

Severity critical

Action Increase cooling in the area around the chassis.

CHASSISD_PARSE_COMPLETE

System Log Message Using new configuration

Description The chassis process (chassisd) successfully parsed its configuration file.

Type Event: This message reports an event, not an error

Severity info

CHASSISD_PCI_ERROR

System Log Message *function-name: error-message*

Description While performing an operation on the PCI bus, the chassis process (chassisd) encountered the indicated error.

Type Error: An error occurred

Severity error

Cause A software or a hardware problem occurred.

Action Contact your technical support representative.

CHASSISD_PEER_UNCONNECTED

System Log Message *function-name: peer not connected*

Description The chassis process (chassisd) processed a packet for a peer with an invalid or missing connection.

Type Event: This message reports an event, not an error

Severity error

Cause In most cases, this error is caused by peers transitioning up and down unexpectedly. The error is usually transient and nonfatal.

CHASSISD_PEM_BREAKER_TRIP

System Log Message Circuit breaker tripped for power supply *pem-slot*

Description The circuit breaker was tripped for the indicated power entry module (PEM).

Type Event: This message reports an event, not an error

Severity warning

Action Turn on the affected PEM manually.

CHASSISD_PEM_INPUT_BAD

System Log Message *error-message* for power supply *pem-slot* (status bits: *0xstatus-code*); check circuit breaker

Description The chassis process (chassisd) detected the indicated error condition for the indicated power entry module (PEM).

Type Event: This message reports an event, not an error

| | |
|-----------------|--|
| Severity | warning |
| Action | Check the status of the circuit breaker and the input connections. |

CHASSISD_PEM_NOT_SUFFICIENT

| | |
|---------------------------|--|
| System Log Message | Unable to power up FPC <i>fpc-slot</i> , because no three-input 240-A power supply is installed |
| Description | On the T1600 router, the T1600-FPC4 ES Flexible PIC Concentrator (FPC) requires that at least one three-input 240-A power supply be installed. The chassis process (chassisd) did not power on the T1600-FPC4 ES in the indicated slot because the required power supply is not installed. |
| Type | Error: An error occurred |
| Severity | error |
| Action | Install at least one three-input 240-A power supply. |

CHASSISD_PEM_OVERLOAD

| | |
|---------------------------|---|
| System Log Message | Overload condition for power supply <i>pem-slot</i> (status bits: 0xstatus-code); |
| Description | The indicated power entry module (PEM) reported an output voltage overload condition. |
| Type | Event: This message reports an event, not an error |
| Severity | warning |
| Cause | There might have been excessive load on the PEM. |

CHASSISD_PEM_TEMPERATURE

| | |
|---------------------------|---|
| System Log Message | Temperature check bit set for power supply <i>pem-slot</i> ; airflow might be inadequate |
| Description | The chassis process (chassisd) detected that the 'temperature check bit' was set in the status bit mask for the indicated power entry module (PEM). |
| Type | Event: This message reports an event, not an error |
| Severity | warning |
| Cause | The PEM might have exceeded its temperature threshold, possibly because the airflow through it was inadequate. |

CHASSISD_PEM_VOLTAGE

| | |
|---------------------------|--|
| System Log Message | Power supply <i>pem-slot</i> reports problem; check output voltage |
| Description | The indicated power entry module (PEM) reported a problem with its output voltage. |
| Type | Event: This message reports an event, not an error |
| Severity | warning |

Cause There might have been excessive load on the PEM.

CHASSISD_PFE_SUPPORT_ERROR

System Log Message *function-name: fpc-slot*

Description The chassis process (chassisd) detected an FPC in an unsupported slot with six-slot configuration set.

Type Error: An error occurred

Severity error

CHASSISD_PIC_CMD_GIVEUP

System Log Message *function-name: attempt fpc-slot to bring PIC pic-slot in FPC count online timed out; stopped trying*

Description The chassis process (chassisd) tried the indicated number of times to bring the indicated Physical Interface Card (PIC) online, but stopped trying after all attempts failed.

Type Error: An error occurred

Severity error

Action Contact your technical support representative.

CHASSISD_PIC_CMD_TIMEOUT

System Log Message *function-name: attempt to bring PIC pic-slot in FPC fpc-slot online timed out*

Description The chassis process (chassisd) tried to bring the indicated Physical Interface Card (PIC) online. The attempt took longer than the standard time allotted for that operation.

Type Error: An error occurred

Severity error

Action Contact your technical support representative.

CHASSISD_PIC_CONFIG_ERROR

System Log Message Unable to create interface devices during attachment of PIC *pic-slot* in FPC *fpc-slot*: graceful switchover not supported

Description The chassis process (chassisd) did not create an interface device for the indicated Physical Interface Card (PIC), because graceful switchover was enabled but is not supported in combination with that PIC type. A PIC must have an interface device to come online, so it remained offline.

Type Error: An error occurred

Severity error

Action Remove the PIC or upgrade the JUNOS software.

CHASSISD_PIC_HWERROR

| | |
|---------------------------|--|
| System Log Message | PIC <i>pic-slot</i> in FPC <i>fpc-slot</i> (PIC type <i>pic-type</i> , version <i>version</i>) had hardware error |
| Description | The indicated Physical Interface Card (PIC) experienced a hardware error. The chassis process (chassisd) did not bring the PIC online. |
| Type | Event: This message reports an event, not an error |
| Severity | warning |
| Action | Contact your technical support representative. |

CHASSISD_PIC_OFFLINE_NOTICE

| | |
|---------------------------|--|
| System Log Message | Taking PIC <i>pic-slot</i> in FPC <i>fpc-slot</i> offline: <i>reason</i> |
| Description | The chassis process (chassisd) took the indicated Physical Interface Card (PIC) offline, for the indicated reason. |
| Type | Event: This message reports an event, not an error |
| Severity | notice |

CHASSISD_PIC_OID_GEN_FAILED

| | |
|---------------------------|---|
| System Log Message | Unable to generate OID for PIC: <i>pic-name</i> (<i>error-message</i>) |
| Description | The chassis process (chassisd) could not generate an object identifier (OID) for the indicated Physical Interface Card (PIC). |
| Type | Error: An error occurred |
| Severity | error |
| Action | Contact your technical support representative. |

CHASSISD_PIC_OID_UNKNOWN

| | |
|---------------------------|---|
| System Log Message | Unable to find OID for PIC: <i>i2c-id</i> |
| Description | The chassis process (chassisd) could not determine the object identifier (OID) for the Physical Interface Card (PIC) with the indicated identifier. |
| Type | Error: An error occurred |
| Severity | error |
| Action | Contact your technical support representative. |

CHASSISD_PIC_RESET_ON_SWITCHOVER

| | |
|---------------------------|---|
| System Log Message | PIC <i>pic-slot</i> in FPC <i>fpc-slot</i> (type <i>pic-type</i> , version <i>version</i>) will be reset on switchover |
| Description | The chassis process (chassisd) noted that the Physical Interface Card (PIC) with the indicated characteristics needs to be reset when a graceful switchover occurs. |
| Type | Event: This message reports an event, not an error |

Severity warning

CHASSISD_PIC_SPEED_INVALID

| | |
|---------------------------|--|
| System Log Message | Set speed for <i>so-fpc-slot/pic-slot/port</i> to <i>default-value</i> because configured value <i>current-value</i> is invalid |
| Description | The chassis process (chassisd) set the speed for the indicated Physical Interface Card (PIC) to the indicated value, because the configured value is either higher than the maximum valid value or lower than the minimum valid value. |
| Type | Error: An error occurred |
| Severity | error |
| Action | Reconfigure the PIC with a valid speed. |

CHASSISD_PIC_VERSION_ERROR

| | |
|---------------------------|---|
| System Log Message | Hardware version (<i>pic-slot</i>) of PIC <i>fpc-slot</i> in FPC <i>pic-type</i> (PIC type <i>version</i>) is not supported |
| Description | The chassis process (chassisd) did not bring the indicated Physical Interface Card (PIC) online, because its hardware version is not supported. |
| Type | Error: An error occurred |
| Severity | warning |
| Cause | The PIC requires a hardware upgrade. |
| Action | Contact your technical support representative. |

CHASSISD_PIDFILE_OPEN

| | |
|---------------------------|---|
| System Log Message | Unable to open PID file ' <i>filename</i> ': <i>errno error-code</i> |
| Description | The chassis process (chassisd) could not open the file where it stores its process ID (PID). |
| Type | Error: An error occurred |
| Severity | error |
| Cause | The chassisd process might have detected that another chassisd process was running and tried to read the file so that it could use the PID recorded there when terminating the other process. |

CHASSISD_PIPE_WRITE_ERROR

| | |
|---------------------------|---|
| System Log Message | Pipe write error: <i>error-message</i> |
| Description | The chassis process (chassisd) experienced a fatal error while writing to a pipe. |
| Type | Error: An error occurred |
| Severity | error |

Cause There was no reader for the pipe.

CHASSISD_POWER_CHECK

System Log Message *fru-name fru-slot* not powering up

Description The chassis process (chassisd) could not power up the indicated component (field-replaceable unit, or FRU), because the FRU did not respond.

Type Error: An error occurred

Severity error

CHASSISD_POWER_EVENT

System Log Message Unable to turn off power to *fru-name fru-slot*; a stand-alone test jumper might be installed

Description The chassis process (chassisd) could not turn off power to the indicated component (field-replaceable unit, or FRU).

Type Event: This message reports an event, not an error

Severity warning

Cause A common reason is that a standalone test jumper is installed.

CHASSISD_POWER_RATINGS_EXCEEDED

System Log Message PIM/module in slot *fru-slot* left offline to avoid exceeding chassis power ratings

Description The chassis process (chassisd) did not bring online the component (field-replaceable unit, or FRU) in the indicated slot, because doing so causes the total power demand of components in the chassis to exceed the chassis' power ratings. On a J-series Services Router, the component is a Physical Interface Module (PIM) or other module that installs in a PIM slot.

Type Error: An error occurred

Severity error

CHASSISD_PSD_RELEASE_MASTERSHIP

System Log Message Backup Routing Engine became master, because JUNOS version of former master did not match RSD master

Description The chassis process (chassisd) running on the master Routing Engine on a System-Domain routing node relinquished mastership to the backup Routing Engine in the PSD.

Type Event: This message reports an event, not an error

Severity notice

Cause The version of the JUNOS software on the master Routing Engine did not match the version on the RSD platform's master Routing Engine. The version on the backup Routing Engine did match the RSD platform.

CHASSISD_PSU_ERROR

| | |
|---------------------------|--|
| System Log Message | <i>error-message</i> power supply <i>pem-slot</i> (status bits: <i>0xstatus-code</i>); status failure |
| Description | The chassis process (chassisd) detected the indicated error condition for the indicated power supply unit (PSU). |
| Type | Event: This message reports an event, not an error |
| Severity | warning |

CHASSISD_PSU_FAN_FAIL

| | |
|---------------------------|---|
| System Log Message | Fan Fail for power supply <i>pem-slot</i> |
| Description | PSU Fan fail bit is set in the status for the indicated power supply unit (PSU) |
| Type | Error: An error occurred |
| Severity | warning |

CHASSISD_PSU_INPUT_BAD

| | |
|---------------------------|--|
| System Log Message | <i>error-message</i> power supply <i>pem-slot</i> (status bits: <i>0xstatus-code</i>); Input failure |
| Description | The chassis process (chassisd) detected the input voltage/warning fault condition for the indicated power supply unit (PSU). |
| Type | Event: This message reports an event, not an error |
| Severity | warning |

CHASSISD_PSU_OVERLOAD

| | |
|---------------------------|---|
| System Log Message | Overload condition for power supply <i>pem-slot</i> (status bits: <i>0xstatus-code</i>); |
| Description | The indicated power supply unit (PSU) reported an output voltage overload condition. |
| Type | This message reports an event, not an error |
| Severity | warning |
| Cause | There might have been excessive load on the PSU. |

CHASSISD_PSU_TEMPERATURE

| | |
|---------------------------|--|
| System Log Message | Temperature check bit set for power supply <i>pem-slot</i> ; airflow might be inadequate |
| Description | The chassis process (chassisd) detected that the 'temperature check bit' was set in the status bit mask for the indicated power supply unit (PSU). |
| Type | Event: This message reports an event, not an error |
| Severity | warning |
| Cause | The PSU might have exceeded its temperature threshold, possibly because the airflow through it was inadequate. |

CHASSISD_PSU_VOLTAGE

| | |
|---------------------------|---|
| System Log Message | Power supply <i>pem-slot</i> reports problem; check output voltage |
| Description | The indicated power supply unit (PSU) reported a problem with its output voltage. |
| Type | Event: This message reports an event, not an error |
| Severity | warning |
| Cause | There might have been excessive load on the PSU. |

CHASSISD_RANGE_CHECK

| | |
|---------------------------|---|
| System Log Message | <i>function-name</i> : '0xvalue' is invalid value for <i>object-name</i> (out of range) |
| Description | The indicated value was outside the valid range of values for the indicated object. |
| Type | Error: An error occurred |
| Severity | error |
| Action | Contact your technical support representative. |

CHASSISD_RECONNECT_SUCCESSFUL

| | |
|---------------------------|--|
| System Log Message | Successfully reconnected on soft restart |
| Description | The chassis process (chassisd) successfully reconnected with each Packet Forwarding Engine after a soft restart. |
| Type | Event: This message reports an event, not an error |
| Severity | notice |

CHASSISD_RELEASE_MASTERSHIP

| | |
|---------------------------|---|
| System Log Message | Release mastership notification |
| Description | The chassis process (chassisd) running on the master Routing Engine received a request to release mastership. |
| Type | Event: This message reports an event, not an error |
| Severity | info |
| Cause | The Routing Engine was probably rebooting and graceful Routing Engine switchover is configured. |

CHASSISD_RE_INIT_INVALID_RE_SLOT

| | |
|---------------------------|--|
| System Log Message | re_init: re <i>routing-engine-slot</i> , out of range |
| Description | The chassis process (chassisd) could not initialize a Routing Engine because the slot number specified for it was invalid. |
| Type | Error: An error occurred |

Severity error

CHASSISD_RE_OVER_TEMP_CONDITION

| | |
|---------------------------|---|
| System Log Message | Routing Engine <i>routing-engine-slot</i> temperature (<i>temperature</i> C) over <i>threshold</i> degrees C |
| Description | The temperature of the indicated Routing Engine exceeded the indicated temperature, which is the upper of two thresholds. |
| Type | Error: An error occurred |
| Severity | error |
| Action | Increase cooling in the area around the chassis. |

CHASSISD_RE_OVER_TEMP_SHUTDOWN

| | |
|---------------------------|---|
| System Log Message | Routing Engine <i>routing-engine-slot</i> temperature above <i>threshold</i> degrees C for too long; <i>action</i> |
| Description | The chassis process (chassisd) performed the indicated action because the temperature of the indicated Routing Engine exceeded the maximum threshold for more than four minutes. Continued operation at the excessive temperature could damage routing platform components. |
| Type | Error: An error occurred |
| Severity | critical |
| Action | Increase cooling in the area around the chassis. |

CHASSISD_RE_OVER_TEMP_WARNING

| | |
|---------------------------|--|
| System Log Message | Routing Engine <i>routing-engine-slot</i> temperature (<i>temperature</i> C) over <i>threshold</i> degrees C, <i>component</i> will shutdown in <i>duration</i> seconds if condition persists |
| Description | The temperature of the indicated Routing Engine exceeded the indicated temperature, which is the upper of two thresholds. If the temperature does not go below the threshold within four minutes after the chassis process (chassisd) detects this condition, the chassisd process shuts down the indicated component. When this message was logged, the indicated number of seconds remained before shutdown. |
| Type | Error: An error occurred |
| Severity | error |
| Action | Increase cooling in the area around the chassis. |

CHASSISD_RE_WARM_TEMP_CONDITION

| | |
|---------------------------|---|
| System Log Message | Routing Engine <i>routing-engine-slot</i> temperature (<i>temperature</i> C) is above warm temperature limit (<i>threshold</i> C) |
| Description | The temperature of the indicated Routing Engine exceeded the indicated temperature, which is the lower of two thresholds. |

| | |
|-----------------|--|
| Type | Event: This message reports an event, not an error |
| Severity | error |
| Action | Increase cooling in the area around the chassis. |

CHASSISD_ROOT_MOUNT_ERROR

| | |
|---------------------------|--|
| System Log Message | Unable to determine the mount point for root directory: <i>error-message</i> |
| Description | The chassis process (chassisd) could not determine the mount point for the root file system. |
| Type | Error: An error occurred |
| Severity | error |

CHASSISD_RTS_SEQ_ERROR

| | |
|---------------------------|--|
| System Log Message | ifmsg sequence gap <i>expected-value - received-value</i> |
| Description | The chassis process (chassisd) received a routing socket message out of order. |
| Type | Event: This message reports an event, not an error |
| Severity | warning |
| Cause | A routing socket message was lost because of excessive load or lack of memory. |

CHASSISD_SBOARD_VERSION_MISMATCH

| | |
|---------------------------|--|
| System Log Message | Version mismatch: chassisd message version <i>expected-value fru-name</i> message version <i>received-value</i> local IPC version <i>local-ipc-version</i> remote IPC version <i>remote-ipc-version</i> |
| Description | The chassis process (chassisd) verifies that it supports the revision level or version of a component (field-replaceable unit, or FRU). The revision level for the indicated FRU was unsupported or otherwise invalid. |
| Type | Error: An error occurred |
| Severity | error |
| Cause | Either a previous software upgrade did not complete successfully, or the chassisd process or FRU did not restart after a successful software upgrade. |
| Action | Upgrade the software and reboot the routing platform. |

CHASSISD_SENSOR_RANGE_NOTICE

| | |
|---------------------------|---|
| System Log Message | <i>fru-name fru-slot</i> temperature is <i>temperature</i> degrees C, which is outside operating range |
| Description | The temperature sensor on the indicated component (field-replaceable unit, or FRU) reported the indicated temperature, which is outside the acceptable operating range. |
| Type | Event: This message reports an event, not an error |

| | |
|-----------------|--|
| Severity | warning |
| Cause | Some sensors generate erroneous readings when a FRU starts up. When this happens, the chassis process (chassisd) rereads the sensor at a later time. |

CHASSISD_SERIAL_ID

| | |
|---------------------------|--|
| System Log Message | Serial ID read error: <i>error-code -- error-message</i> |
| Description | The chassis process (chassisd) could not obtain the Routing Engine's serial number from the kernel because of the indicated error. |
| Type | Error: An error occurred |
| Severity | warning |

CHASSISD_SFM_MODE_ERROR

| | |
|---------------------------|--|
| System Log Message | <i>function-name: error-message</i> |
| Description | The chassis process could not configure a requested operational mode for a Switching and Forwarding Module (SFM), for the indicated reason. |
| Type | Error: An error occurred |
| Severity | info |
| Cause | Possible reasons include (a) the requested mode is available only with certain versions of an application-specific integrated circuit (ASIC) (b) not all SFMs are online as required by the requested mode (c) cross-connect mode cannot be configured if an OC-192c Physical Interface Card (PIC) is installed. |

CHASSISD_SFM_NOT_ONLINE

| | |
|---------------------------|--|
| System Log Message | <i>function-name: SFM sfm-slot</i> not online |
| Description | The indicated Switching and Forwarding Module (SFM) was offline. |
| Type | Error: An error occurred |
| Severity | error |
| Action | Contact your technical support representative. |

CHASSISD_SHUTDOWN_NOTICE

| | |
|---------------------------|--|
| System Log Message | Shutdown reason: <i>reason</i> |
| Description | Although the chassis process (chassisd) normally does not exit or shut down except when the Routing Engine reboots, it shut down for the indicated reason. |
| Type | Event: This message reports an event, not an error |
| Severity | warning |

CHASSISD_SIGPIPE

| | |
|---------------------------|---|
| System Log Message | SIGPIPE received |
| Description | The chassis process (chassisd) received a signal indicating that its attempt to write to a pipe failed because the reader (which could be another process or thread) did not exist. |
| Type | Event: This message reports an event, not an error |
| Severity | error |
| Cause | The entity at the other end of the pipe exited or closed the connection. |

CHASSISD_SMB_ERROR

| | |
|---------------------------|---|
| System Log Message | smb_read: fpga download not complete: val <i>return-value</i> , <i>action</i> |
| Description | The system management bus (SMB) could not download field-programmable gate array (FPGA) information and returned the indicated status code. The chassis process (chassisd) took the indicated action. |
| Type | Error: An error occurred |
| Severity | error |

CHASSISD_SMB_INVALID_PS

| | |
|---------------------------|---|
| System Log Message | <i>function-name</i> : invalid power supply status code (0x <i>status-code</i>) |
| Description | The chassis process (chassisd) could not set the status (enabled or disabled) for a power supply, because it received the indicated power supply status code, which is invalid. |
| Type | Error: An error occurred |
| Severity | critical |
| Action | Contact your technical support representative. |

CHASSISD_SMB_IOCTL_FAILURE

| | |
|---------------------------|--|
| System Log Message | <i>function-name</i> : 'operation' ioctl failed on system management bus (address 0x <i>memory-address</i> , cmd 0x <i>command</i>) |
| Description | The indicated ioctl() operation failed at the indicated address on the system management bus (SMB). |
| Type | Error: An error occurred |
| Severity | critical |
| Action | Contact your technical support representative. |

CHASSISD_SMB_READ_FAILURE

| | |
|---------------------------|---|
| System Log Message | <i>function-name</i> : read() failed on system management bus (address 0x <i>memory-address</i>) |
|---------------------------|---|

| | |
|--------------------|--|
| Description | A read() operation failed at the indicated address on the system management bus (SMB). |
| Type | Error: An error occurred |
| Severity | critical |
| Action | Contact your technical support representative. |

CHASSISD_SNMP_TRAP1

| | |
|---------------------------|--|
| System Log Message | SNMP trap generated: <i>trap (argument1 value1)</i> |
| Description | The chassisd process (chassisd) generated the indicated simple network management protocol (snmp) trap with the indicated value. |
| Type | Event: This message reports an event, not an error |
| Severity | notice |

CHASSISD_SNMP_TRAP10

| | |
|---------------------------|---|
| System Log Message | SNMP trap generated: <i>trap (argument1 value1, argument2 value2, argument3 value3, argument4 value4, argument5 value5, argument6 value6, argument7 value7, argument8 value8, argument9 value9, argument10 value10)</i> |
| Description | The chassis process (chassisd) generated a Simple Network Management Protocol (SNMP) trap with the ten indicated argument-value pairs. |
| Type | Event: This message reports an event, not an error |
| Severity | notice |

CHASSISD_SNMP_TRAP6

| | |
|---------------------------|---|
| System Log Message | SNMP trap generated: <i>trap (argument1 value1, argument2 value2, argument3 value3, argument4 value4, argument5 value5, argument6 value6)</i> |
| Description | The chassis process (chassisd) generated a Simple Network Management Protocol (SNMP) trap with the six indicated argument-value pairs. |
| Type | Event: This message reports an event, not an error |
| Severity | notice |

CHASSISD_SNMP_TRAP7

| | |
|---------------------------|---|
| System Log Message | SNMP trap generated: <i>trap (argument1 value1, argument2 value2, argument3 value3, argument4 value4, argument5 value5, argument6 value6, argument7 value7)</i> |
| Description | The chassis process (chassisd) generated a Simple Network Management Protocol (SNMP) trap with the seven indicated argument-value pairs. |
| Type | Event: This message reports an event, not an error |
| Severity | notice |

CHASSISD_SPMB_RESTART

| | |
|---------------------------|--|
| System Log Message | SPMB <i>slot</i> restarted |
| Description | The indicated Switch Processor Mezzanine Board (SPMB) restarted. |
| Type | Event: This message reports an event, not an error |
| Severity | info |

CHASSISD_SPMB_RESTART_TIMEOUT

| | |
|---------------------------|---|
| System Log Message | Attempt <i>count</i> to restart SPMB <i>slot</i> timed out; <i>action</i> |
| Description | The chassis process (chassisd) tried the indicated number of times to bring the indicated Switch Processor Mezzanine Board (SPMB) online. The chassisd process performed the indicated action as a result of the failure. |
| Type | Event: This message reports an event, not an error |
| Severity | error |

CHASSISD_SSB_FAILOVERS

| | |
|---------------------------|---|
| System Log Message | <i>fru-name</i> failover occurred <i>count</i> times |
| Description | The indicated packet-switching component or control board failed over to a redundant neighbor the indicated number of times, which exceeds the maximum limit. |
| Type | Event: This message reports an event, not an error |
| Severity | warning |
| Cause | There is probably a system error. |
| Action | Contact your technical support representative. |

CHASSISD_STANDALONE_FPC_NOTICE

| | |
|---------------------------|---|
| System Log Message | chassisd running in standalone FPC mode <i>mode</i> |
| Description | The chassis process (chassisd) was running in the indicated standalone Flexible PIC Concentrator (FPC) mode. This message was logged in case the administrator wants it to run in a different mode. |
| Type | Event: This message reports an event, not an error |
| Severity | warning |

CHASSISD_SYSCTL_ERROR

| | |
|---------------------------|---|
| System Log Message | <i>function-name</i> : <i>sysctl-error</i> error from <i>sysctl-function-name</i> : <i>error-message</i> (errno <i>error-code</i>) |
| Description | The chassis process (chassisd) received the indicated error from the indicated sysctl() operation. |

Type Error: An error occurred
Severity error

CHASSISD_TEMP_HOT_NOTICE

System Log Message *fru-name* temperature of *temperature* degrees C is above limit (*threshold* degrees)

Description The temperature of the chassis, or of the indicated component (field-replaceable unit, or FRU), exceeded the lower of two thresholds. The chassis process (chassisd) increased the speed of all functioning fans (and impellers, if applicable) to full speed. If the temperature did not decrease below the threshold within 4 minutes after this message was logged, the chassisd process shut down the routing platform.

Type Event: This message reports an event, not an error
Severity error
Action Increase cooling in the area around the chassis.

CHASSISD_TEMP_SENSOR_FAILURE

System Log Message *function-name*: unable to read temperature sensor for *fru-name*

Description The temperature sensor for the indicated component (field-replaceable unit, or FRU) either did not respond to a request from the chassis process (chassisd) for a temperature reading or sent a value that is outside the normal operating range.

Type Error: An error occurred
Severity error
Action Contact your technical support representative.

CHASSISD_TERM_SIGNAL

System Log Message Received SIGTERM request, shutting down

Description The chassis process (chassisd) received the SIGTERM signal, indicating that it should terminate. It began the procedure for clean shutdown and exit, but possibly restarted automatically after exiting.

Type Event: This message reports an event, not an error
Severity info

CHASSISD_TIMER_CLR_ERR

System Log Message *function-name*: *message*

Description The chassis process (chassisd) could not clear the state of the timer it had set to track the timeout period for an event.

Type Error: An error occurred
Severity error

CHASSISD_TIMER_ERR

| | |
|---------------------------|---|
| System Log Message | Unable to schedule timeout for <i>description</i> |
| Description | The chassis process (chassisd) could not start a timer to track the timeout period for the indicated event. The seriousness of this error depends on the event. |
| Type | Error: An error occurred |
| Severity | error |
| Action | Contact your technical support representative. |

CHASSISD_TIMER_VAL_ERR

| | |
|---------------------------|---|
| System Log Message | Null timer ID |
| Description | The chassis process (chassisd) started a timer to track the timeout period for an event. The timer returned a null identifier, so the chassisd process could not clear the timer. |
| Type | Error: An error occurred |
| Severity | error |

CHASSISD_UNEXPECTED_EXIT

| | |
|---------------------------|--|
| System Log Message | evMainLoop returned <i>return-value</i> (errno <i>error-code</i>) |
| Description | The chassis process (chassisd) exited unexpectedly and reported the indicated error. |
| Type | Error: An error occurred |
| Severity | error |

CHASSISD_UNEXPECTED_VALUE

| | |
|---------------------------|---|
| System Log Message | <i>function-name</i> : 'value' is invalid value for <i>object-name</i> |
| Description | The indicated value was specified for the indicated object in a message received by the chassis process (chassisd). The value is invalid for that type of object. |
| Type | Error: An error occurred |
| Severity | warning |
| Action | Contact your technical support representative. |

CHASSISD_UNSUPPORTED_FPC

| | |
|---------------------------|--|
| System Log Message | FPC with I2C ID of 0xi2c-id is not supported |
| Description | A Flexible PIC Concentrator (FPC) of the indicated type was installed in the routing platform. The software does not support that FPC type on this platform. |
| Type | Error: An error occurred |
| Severity | error |

Action Contact your technical support representative.

CHASSISD_UNSUPPORTED_MODEL

| | |
|---------------------------|---|
| System Log Message | Model <i>model</i> unsupported with this version of chassisd |
| Description | The version of the chassis process (chassisd) software that is installed on the routing platform does not support this type of chassis. |
| Type | Error: An error occurred |
| Severity | warning |
| Action | Contact your technical support representative. |

CHASSISD_UNSUPPORTED_PIC

| | |
|---------------------------|--|
| System Log Message | PIC <i>pic-slot</i> in FPC <i>fpc-slot</i> (type <i>pic-type</i> , version <i>version</i>) is not supported |
| Description | The indicated Physical Interface Card (PIC) is either not supported on this routing platform or is not supported by the installed version of the chassis process (chassisd) software. The chassisd process did not bring the PIC online. |
| Type | Error: An error occurred |
| Severity | warning |
| Action | Contact your technical support representative. |

CHASSISD_UNSUPPORTED_PIC_MODE

| | |
|---------------------------|--|
| System Log Message | Application mode <i>mode</i> is not supported for PIC <i>pic-slot</i> in FPC <i>fpc-slot</i> |
| Description | The indicated Physical Interface Card (PIC) does not support the indicated application mode configured for it. |
| Type | Event: This message reports an event, not an error |
| Severity | warning |
| Action | Check which application modes are supported for the PIC. |

CHASSISD_UNSUPPORTED_SIB

| | |
|---------------------------|---|
| System Log Message | SIB with assembly ID <i>assembly-id</i> is not supported |
| Description | The chassis process (chassisd) detected the presence of a new Switch Interface Board (SIB) with the indicated assembly ID. The SIB remains offline, because it is not a supported type. |
| Type | Error: An error occurred |
| Severity | error |
| Action | Contact your technical support representative. |

CHASSISD_VERSION_MISMATCH

| | |
|---------------------------|--|
| System Log Message | Version mismatch: chassisd message version <i>expected-value fru-name fru-slot</i> message version <i>received-value</i> local IPC version <i>local-ipc-version</i> remote IPC version <i>remote-ipc-version</i> |
| Description | As a component (field-replaceable unit, or FRU) comes online, the chassis process (chassisd) verifies that the FRU's revision level or version is supported. The revision level of the indicated FRU was unsupported or otherwise invalid. |
| Type | Error: An error occurred |
| Severity | error |
| Cause | Either a previous software upgrade did not complete successfully, or the chassisd process or FRU did not restart after a successful software upgrade. |
| Action | Upgrade the software and reboot the routing platform. |

CHASSISD_VOLTAGE_READ_FAILED

| | |
|---------------------------|--|
| System Log Message | Unable to read voltage from <i>fru-name</i> (group <i>group-id</i> , address <i>address</i> , channel <i>voltage-channel</i>) |
| Description | The chassis process (chassisd) could not read voltage data from the indicated component (field-replaceable unit, or FRU). |
| Type | Error: An error occurred |
| Severity | error |
| Action | Contact your technical support representative. |

CHASSISD_VOLTAGE_SENSOR_INIT

| | |
|---------------------------|---|
| System Log Message | Unable to initialize voltage sensor for <i>fru-name</i> (group <i>group-id</i> , address <i>address</i>) |
| Description | The chassis process (chassisd) could not initialize the voltage sensor for the indicated component (field-replaceable unit, for FRU). |
| Type | Error: An error occurred |
| Severity | error |
| Action | Contact your technical support representative. |

Chapter 11

COSD System Log Messages

This chapter describes messages with the COSD prefix. They are generated by the class-of-service (CoS) process (cosd), which enables the routing platform to provide different levels of service to applications based on packet classifications.

COSD_CHASSIS_SCHED_MAP_INVALID

| | |
|---------------------------|---|
| System Log Message | Chassis scheduler map incorrectly applied to interface <i>interface-name</i> : <i>error-message</i> |
| Description | The class-of-service (CoS) process (cosd) did not apply a chassis scheduler map to the indicated interface, because the configuration used to apply the scheduler map was invalid. |
| Type | Error: An error occurred |
| Severity | error |
| Cause | One possible cause is that the chassis scheduler map is applied to a specific interface. For most interface types, a scheduler map must be applied to all interfaces on the Physical Interface Card (PIC); therefore, a wildcard must be used to specify the interfaces. One exception to this rule is the Gigabit Ethernet IQ PIC. |
| Action | Correct the configuration used to apply the chassis scheduler map to the interface. |

COSD_CONF_OPEN_FAILURE

| | |
|---------------------------|--|
| System Log Message | Unable to open: <i>filename</i> , using default CoS forwarding classes, do 'commit full' in cli to avoid this message |
| Description | The class-of-service (CoS) process (cosd) could not read configuration data. |
| Type | Error: An error occurred |
| Severity | error |
| Cause | All of the following: mgd -I fails after upgrade (cosd.conf does not exist and is not created because of the mgd -I failure), the first commit is 'commit' and not 'commit full' (cosd.conf will not commit is 'commit' and not 'commit full' (cosd.conf will not automatically be created), [class-of-service forwarding-classes] does not exist (the file cosd.conf will not get exported with plain 'commit') |
| Action | Do a 'commit full' |

COSD_DB_OPEN_FAILED

| | |
|---------------------------|---|
| System Log Message | Unable to open configuration database: <i>error-message</i> |
| Description | The class-of-service (CoS) process (cosd) could not read configuration data for the indicated reason. |
| Type | Error: An error occurred |
| Severity | error |
| Cause | An internal software failure occurred. |
| Action | Contact your technical support representative. |

COSD_EXACT_RATE_UNSUPP_INTERFACE

| | |
|---------------------------|---|
| System Log Message | Unable to apply scheduler map <i>scheduler-map</i> to interface <i>interface-name</i> because it does not support exact-rate transmission |
| Description | The class-of-service (CoS) process (cosd) did not apply the indicated scheduler map to the indicated interface, because a scheduler named in the scheduler map specifies exact transmission rate. The interface is housed on a type of Physical Interface Card (PIC) that does not support exact transmission rate, such as an IQ2 PIC. In terms of configuration, the 'exact' statement is included in the scheduler definition at the [edit class-of-service schedulers < scheduler-name > transmit-rate (< rate > percent < percentage >)] hierarchy level. The scheduler is included in the scheduler map that is applied to the interface. |
| Type | Error: An error occurred |
| Severity | error |
| Action | Remove the 'exact' statement from the scheduler in the scheduler map applied to the interface. |

COSD_EXACT_RATE_UNSUPP_SESSION

| | |
|---------------------------|--|
| System Log Message | Unable to apply CoS to L2TP session <i>session-id</i> , because scheduler map <i>scheduler-map</i> specifies exact rate transmission |
| Description | The class-of-service (CoS) process (cosd) did not apply CoS settings to the indicated Layer 2 Tunneling Protocol (L2TP) session, because the scheduler map specified by the RADIUS server for the session is configured for exact transmission rate. Exact transmission rate is not supported for L2TP sessions on the type of Physical Interface Card (PIC) that houses the interface, such as an IQ2 PIC. In terms of configuration, the 'exact' statement is included in a scheduler definition at the [edit class-of-service schedulers < scheduler-name > transmit-rate (< rate > percent < percentage >)] hierarchy level. The scheduler is included in a scheduler map that is associated with a traffic control profile. The traffic control profile is named by an attribute in the RADIUS server's configuration file, which makes the profile apply to the session. |
| Type | Error: An error occurred |
| Severity | error |

Action Remove the 'exact' statement from the scheduler in the scheduler map applied to the session.

COSD_FRAGMENTATION_MAP_CONFLICT

System Log Message Interface *compression-device* matches wildcard *wildcard-interface-name*, but fragmentation map *fragmentation-map* was not applied because interface is compression device for link interface *link-interface-name*

Description The indicated fragmentation map is normally applied to interfaces that match the indicated wildcard. The class-of-service (CoS) process (cosd) did not apply the fragmentation map to the indicated interface, even though it matches the wildcard, because the interface is acting as a compression device for the indicated link interface.

Type Error: An error occurred

Severity warning

Action Correct the configuration of the fragmentation map.

COSD_HIGH_PRIO_QUEUES_INTERFACE

System Log Message Unable to apply scheduler map *scheduler-map* to interface *interface-name*, because multiple schedulers in map have "high," "medium-high," or "strict-high" priority

Description The class-of-service (CoS) process (cosd) did not apply the indicated scheduler map to the indicated interface, because the map includes more than one scheduler that has high, medium-high, or strict-high priority. For interfaces that are housed by certain Physical Interface Cards (PICs), such as an IQ2 PIC, the scheduler map can include only one scheduler that specifies one of those three priority levels. In terms of configuration, the 'priority' statement at the [edit class-of-service schedulers < scheduler-name >] hierarchy level has the value 'high, ' 'medium-high, ' or 'strict-high' for more than one of the schedulers in the map.

Type Error: An error occurred

Severity error

Action Correct the configuration so that the scheduler map includes only one scheduler with high, medium-high, or strict-high priority.

COSD_HIGH_PRIO_QUEUES_SESSION

System Log Message Unable to apply CoS to L2TP session *session-id*, because multiple schedulers in scheduler map *scheduler-map* have "high," "medium-high," or "strict-high" priority

Description The class-of-service (CoS) process (cosd) did not apply CoS settings to the indicated Layer 2 Tunneling Protocol (L2TP) session, because the scheduler map specified by the RADIUS server for the session includes more than one scheduler that has high, medium-high, or strict-high priority. For interfaces that are housed by certain Physical Interface Cards (PICs), such as an IQ2 PIC, the scheduler map can include only one scheduler that specifies one of those three priority levels. In terms of configuration, the 'priority' statement at the [edit class-of-service schedulers < scheduler-name >] hierarchy level has the value 'high, ' 'medium-high, ' or 'strict-high' for more than one of the schedulers in the map. The map is associated with a traffic control profile

that is named by an attribute in the RADIUS server's configuration file, which makes the profile apply to the session.

| | |
|-----------------|--|
| Type | Error: An error occurred |
| Severity | error |
| Action | Correct the configuration so that the scheduler map includes only one scheduler with high, medium-high, or strict-high priority. |

COSD_HWDB_OPEN_FAILED

| | |
|---------------------------|--|
| System Log Message | Unable to open chassis hardware database: <i>error-message</i> |
| Description | The class-of-service (CoS) process (cosd) encountered the indicated error while opening the chassis hardware database. |
| Type | Error: An error occurred |
| Severity | error |
| Cause | An internal software failure occurred. |
| Action | Contact your technical support representative. |

COSD_IFD_OUTPUT_SHAPING_RATE_ERR

| | |
|---------------------------|--|
| System Log Message | Traffic shaping not supported on interface device <i>interface-name</i> |
| Description | The class-of-service (CoS) process (cosd) did not apply the shaping rate that is configured for the indicated interface. |
| Type | Error: An error occurred |
| Severity | error |
| Cause | Shaping rate is valid only for interfaces housed by IQ and IQ2 Physical Interface Cards (PICs), and the interface is on a different type of PIC. |
| Action | Remove the shaping rate configuration from the interface. |

COSD_INTERFACE_NO_MEDIA

| | |
|---------------------------|--|
| System Log Message | Unable to obtain media information for interface <i>interface-name</i> |
| Description | The message sent by the kernel for the indicated interface did not include required media information. |
| Type | Error: An error occurred |
| Severity | error |
| Cause | An internal software failure occurred. |
| Action | Contact your technical support representative. |

COSD_L2TP_COS_NOT_CONFIGURED

| | |
|---------------------------|---|
| System Log Message | Unable to apply CoS to L2TP session <i>session-id</i> because session-aware CoS is not enabled for interface <i>interface-name</i> |
| Description | The class-of-service (CoS) process (cosd) did not apply CoS settings to the indicated Layer 2 Tunneling Protocol (L2TP) session on the indicated interface, because the interface is not configured to support session-aware CoS for L2TP. In terms of configuration, the 'per-session-scheduler' statement is not included at the [edit interfaces <interface-name> unit <logical-unit-number>] hierarchy level. |
| Type | Error: An error occurred |
| Severity | error |
| Action | Include the 'per-session-scheduler' statement in the configuration for the interface. |

COSD_L2TP_COS_NOT_SUPPORTED

| | |
|---------------------------|---|
| System Log Message | Unable to apply CoS to L2TP session <i>session-id</i> on interface <i>interface-name</i> : it does not support CoS |
| Description | The class-of-service (CoS) process (cosd) did not apply CoS settings to the indicated Layer 2 Tunneling Protocol (L2TP) session on the indicated interface. The interface is configured to support session-aware CoS for L2TP, but is not on a Physical Interface Card (PIC) that supports that feature, such as an IQ2 PIC. In terms of configuration, the 'per-session-scheduler' statement is included at the [edit interfaces <interface-name> unit <logical-unit-number>] hierarchy level. |
| Type | Error: An error occurred |
| Severity | error |
| Action | Determine whether the interface is on an PIC that supports session-aware CoS; if not, remove the 'per-session-scheduler' statement. |

COSD_L2TP_SHAPING_NOT_CONFIGURED

| | |
|---------------------------|--|
| System Log Message | Unable to apply CoS to L2TP session <i>session-id</i> because session-aware shaping is not enabled for interface <i>interface-name</i> |
| Description | The class-of-service (CoS) process (cosd) did not apply CoS settings to the indicated Layer 2 Tunneling Protocol (L2TP) session on the indicated interface, because session-aware traffic shaping for L2TP is not configured on the Physical Interface Card (PIC) that houses the interface. In terms of configuration, the 'session-shaping' statement is not included at the [edit chassis fpc <slot-number> pic <pic-number> traffic-manager mode] hierarchy level. |
| Type | Error: An error occurred |
| Severity | error |
| Action | Include the 'session-shaping' statement in the configuration for the PIC. |

COSD_LARGE_DELAY_BUFFER_INVALID

| | |
|---------------------------|--|
| System Log Message | Error for interface <i>interface-name error-message</i> |
| Description | The class-of-service (CoS) process (cosd) did not apply the large delay buffer setting that is configured for the indicated interface. |
| Type | Error: An error occurred |
| Severity | error |
| Cause | The interface is not housed on one of the Physical Interface Card (PIC) types that supports large delay buffer. |
| Action | Remove the large delay buffer configuration from the interface. |

COSD_MALLOC_FAILED

| | |
|---------------------------|--|
| System Log Message | malloc failed: <i>error-message</i> |
| Description | The class-of-service (CoS) process (cosd) could not dynamically allocate memory, for the indicated reason. |
| Type | Error: An error occurred |
| Severity | error |
| Cause | A software bug caused a memory leak, or the Routing Engine did not have sufficient memory. |
| Action | Contact your technical support representative. |

COSD_MULTILINK_CLASS_CONFLICT

| | |
|---------------------------|--|
| System Log Message | Fragmentation map <i>fragmentation-map</i> for wildcard <i>wildcard-interface-name</i> specified multilink class <i>class-name</i> for queue <i>queue-number</i> on interface <i>interface-name</i> , which exceeds configured limit of <i>limit</i> |
| Description | The indicated fragmentation map is normally applied to interfaces that match the indicated wildcard, and specifies the indicated multilink class setting for queues on those interfaces. The class-of-service (CoS) process (cosd) did not apply the fragmentation map to the indicated interface, even though it matches the wildcard, because the setting in the map exceeds the indicated class limit, which is configured on the interface itself. |
| Type | Error: An error occurred |
| Severity | warning |
| Action | Correct the configuration so that the multilink class setting in the fragmentation map does not exceed the class limit for the interface. |

COSD_RATE_LIMIT_NOT_SUPPORTED

| | |
|---------------------------|---|
| System Log Message | Unable to apply scheduler map <i>scheduler-map</i> to interface <i>interface-name</i> because it does not support rate limiting |
|---------------------------|---|

| | |
|--------------------|---|
| Description | The class-of-service (CoS) process (cosd) did not apply the indicated scheduler map to the indicated interface, because a scheduler named in the scheduler map is configured for rate limiting. The interface is housed in a type of Physical Interface Card (PIC) that does not support rate limiting. In terms of configuration, the 'rate-limit' statement is included in the scheduler definition at the [edit class-of-service schedulers < scheduler-name > transmit-rate < rate > percent < percentage >] hierarchy level. The scheduler is included in the scheduler map applied to the interface. |
| Type | Error: An error occurred |
| Severity | error |
| Action | Remove the 'rate-limit' statement from the scheduler in the scheduler map applied to the interface. |

COSD_REWRITE_RULE_LIMIT_EXCEEDED

| | |
|---------------------------|---|
| System Log Message | Number of rewrite rules applied to interface <i>interface-name</i> exceeds limit (<i>maximum-value</i>) |
| Description | The class-of-service (CoS) process (cosd) determined that the number of rewrite rules applied to the indicated interface exceeds the indicated limit for the interface. In terms of configuration, too many rewrite rules are included at the [edit class-of-service interfaces < interface-name > unit < logical-unit-number > rewrite-rules] hierarchy level. |
| Type | Error: An error occurred |
| Severity | error |
| Action | Remove rewrite rules from the configuration for the interface. |

COSD_SCHEDULER_MAP_CONFLICT

| | |
|---------------------------|---|
| System Log Message | Forwarding classes " <i>first-forwarding-class</i> " and " <i>second-forwarding-class</i> " in scheduler map <i>scheduler-map</i> both map to queue <i>queue-number</i> |
| Description | Both of the indicated forwarding classes, which are defined in the indicated scheduler map, map to the same indicated queue. The double mapping is invalid. |
| Type | Error: An error occurred |
| Severity | error |
| Action | Map only one forwarding class to the queue. |

COSD_STREAM_IFD_CREATE_FAILURE

| | |
|---------------------------|--|
| System Log Message | Unable to create special master interface device for <i>interface-name</i> |
| Description | The class-of-service (CoS) process (cosd) could not create the indicated internal interface device, which it needs for application of a chassis scheduler map. |
| Type | Error: An error occurred |
| Severity | error |

- Cause** An internal software failure occurred.
- Action** Contact your technical support representative.

COSD_TIMER_ERROR

- System Log Message** Unable to set retry timer for rtsock write operation: *error-message*
- Description** The class-of-service (CoS) process (cosd) used a routine from the rtsock library to write to the kernel, but the kernel did not accept the request. The cosd process could not set the retry timer for the request, for the indicated reason.
- Type** Error: An error occurred
- Severity** error
- Cause** An internal software failure occurred.
- Action** Contact your technical support representative.

COSD_TRICOLOR_NOT_SUPPORTED

- System Log Message** Unable to apply scheduler *scheduler-map* to interface *interface-name*, because it does not support tricolor marking
- Description** The class-of-service (CoS) process (cosd) did not apply the indicated scheduler map to the indicated interface, because a scheduler included in the map specifies a packet loss priority (PLP) that is supported only with tricolor marking (TCM). The interface does not support TCM, either because TCM is not enabled or the interface is on a router that does not support TCM. In terms of configuration, the value 'medium-high' or 'medium-low' is specified for the 'loss-priority' statement in a scheduler definition at the [edit class-of-service schedulers < scheduler-name > drop-profile-map] hierarchy level. The scheduler is included in the scheduler map applied to the interface, but the 'tri-color' statement is either not included at the [edit class-of-service] hierarchy level, or is not supported.
- Type** Error: An error occurred
- Severity** error
- Action** Change the value of the 'loss-priority' statement in the scheduler or include the 'tri-color' statement to enable TCM on the router.

COSD_TX_QUEUE_RATES_TOO_HIGH

- System Log Message** Unable to apply scheduler map *scheduler-map* to interface *interface-name*: sum of scheduler transmission rates exceeds interface shaping or transmission rate
- Description** The class-of-service (CoS) process (cosd) did not apply the indicated scheduler map to the indicated interface, because the sum of the queue transmission rates defined in the schedulers in the scheduler map exceeds the shaping or transmission rate for the interface. In terms of configuration, the 'transmit-rate' statement is specified for each scheduler at the [edit class-of-service schedulers < scheduler-name >] hierarchy level. The sum of the configured transmission rates exceeds the transmission or shaping rate of the interface.

| | |
|-----------------|---|
| Type | Error: An error occurred |
| Severity | error |
| Action | Decrease the value of one or more 'transmit-rate' statements so that the sum is less than the interface transmission or shaping rate. |

COSD_UNKNOWN_CLASSIFIER

| | |
|---------------------------|--|
| System Log Message | classifier type <i>classifier-type</i> is invalid |
| Description | The class-of-service (CoS) process (cosd) did not recognize the indicated classifier type from the rtsock library. |
| Type | Error: An error occurred |
| Severity | warning |
| Cause | An internal software failure occurred. |
| Action | Contact your technical support representative. |

COSD_UNKNOWN_REWRITE

| | |
|---------------------------|---|
| System Log Message | rtsock rewrite type <i>type</i> is invalid |
| Description | The class-of-service (CoS) process (cosd) did not recognize the indicated rewrite type from the rtsock library. |
| Type | Error: An error occurred |
| Severity | warning |
| Cause | An internal software failure occurred. |
| Action | Contact your technical support representative. |

Chapter 12

DCD System Log Messages

This chapter describes messages with the DCD prefix. They are generated by the interface process (dcd), which controls the physical interface devices and logical interfaces in the routing platform.

DCD_MALLOC_FAILED_INIT

| | |
|---------------------------|---|
| System Log Message | Memory allocation failed during initialization for configuration load |
| Description | The interface process (dcd) could not dynamically allocate memory in preparation for loading a configuration. |
| Type | Error: An error occurred |
| Severity | error |
| Cause | A software bug caused a memory leak, or the routing platform had insufficient memory. |
| Action | Contact your technical support representative. |

DCD_PARSE_EMERGENCY

| | |
|---------------------------|---|
| System Log Message | dcd_config: errors while parsing configuration file |
| Description | The interface process (dcd) encountered an unhandled internal state while parsing the configuration database. |
| Type | Error: An error occurred |
| Severity | error |
| Cause | There might be a bug in the dcd process' parser. |
| Action | Contact your technical support representative. |

DCD_PARSE_ERROR_CLOCK

| | |
|---------------------------|---|
| System Log Message | PIC housing interface <i>interface-name</i> does not support clocking as configured |
| Description | The 'clocking' statement is included at the [edit interfaces] hierarchy level for the indicated interface, but is not supported by the 10-Gigabit Ethernet IQ2 Physical Interface Card (PIC). |

| | |
|-----------------|---|
| Type | Error: An error occurred |
| Severity | warning |
| Action | Remove the 'clocking' statement from the configuration for the interface. |

DCD_PARSE_ERROR_HIER_SCHEDULER

| | |
|---------------------------|--|
| System Log Message | <i>interface-name</i> : PIC or encapsulation type does not support 'hierarchical-scheduler' statement |
| Description | The 'hierarchical-scheduler' statement is included at the [edit interfaces] hierarchy level for the indicated interface, but is not supported either by the PIC or the configured type of encapsulation. |
| Type | Error: An error occurred |
| Severity | warning |
| Action | Remove the 'hierarchical-scheduler' statement from the configuration for the interface. |

DCD_PARSE_ERROR_IFLSET

| | |
|---------------------------|--|
| System Log Message | Interface <i>interface-name</i> does not support 'interface-set' statement |
| Description | The 'interface-set' statement is included at the [edit interfaces] hierarchy level for the indicated interface, but is not supported by the interface. |
| Type | Error: An error occurred |
| Severity | warning |
| Action | Remove the 'interface-set' statement from the configuration for the interface. |

DCD_PARSE_ERROR_SCHEDULER

| | |
|---------------------------|--|
| System Log Message | <i>interface-name</i> : PIC or encapsulation type does not support 'per-unit-scheduler' or 'shared-scheduler' statement |
| Description | The 'per-unit-scheduler' or 'shared-scheduler' statement is included at the [edit interfaces] hierarchy level for the indicated interface, but is not supported either by the PIC or the configured type of encapsulation. |
| Type | Error: An error occurred |
| Severity | warning |
| Action | Remove the 'per-unit-scheduler' or 'shared-scheduler' statement from the configuration for the interface. |

DCD_PARSE_ERROR_SCHEDULER_LIMIT

| | |
|---------------------------|---|
| System Log Message | <i>interface-name</i> : exceeds the allowed limit (<i>maximum-value</i>) of 'per-unit-scheduler' interface statement for PIC = <i>pic-slot</i> on FPC = <i>fpc-slot</i> |
| Description | The 'per-unit-scheduler' statement is enabled on more interfaces than what this PIC would support. |

| | |
|-----------------|---|
| Type | Error: An error occurred |
| Severity | warning |
| Action | Remove the 'per-unit-scheduler' statement from the configuration for the interface. |

DCD_PARSE_ERROR_VLAN_TAGGING

| | |
|---------------------------|--|
| System Log Message | <i>interface-name</i> : PIC type does not support flexible-vlan-tagging statement |
| Description | The 'flexible-vlan-tagging' statement is included at the [edit interfaces] hierarchy level for the indicated interface, but is not supported by the Physical Interface Card (PIC) that houses the interface. |
| Type | Error: An error occurred |
| Severity | warning |
| Action | Remove the 'flexible-vlan-tagging' statement from the configuration for the interface. |

DCD_PARSE_MINI_EMERGENCY

| | |
|---------------------------|---|
| System Log Message | dcd_mini_config: errors while parsing configuration overlay |
| Description | The interface process (dcd) encountered an unhandled internal state during interface parsing. |
| Type | Error: An error occurred |
| Severity | error |
| Cause | There might be a bug in the dcd process' parser. |
| Action | Contact your technical support representative. |

DCD_PARSE_STATE_EMERGENCY

| | |
|---------------------------|---|
| System Log Message | An unhandled state was encountered during interface parsing |
| Description | The interface process (dcd) encountered an unhandled internal state during interface parsing. |
| Type | Error: An error occurred |
| Severity | emergency |
| Cause | There might be a bug in the dcd process' parser. |
| Action | Contact your technical support representative. |

Chapter 13

DFCD System Log Messages

This chapter describes messages with the DFCD prefix. They are generated by the dynamic flow control process (dfcd), which monitors packet flows using dynamically alterable filtering criteria.

DFCD_FTAP_PIC_UNSUPPORTED

| | |
|---------------------------|--|
| System Log Message | PIC housing interface <i>interface-name</i> does not support flow-tap service |
| Description | The Physical Interface Card (PIC) that houses the indicated interface does not support flow-tap service. |
| Type | Error: An error occurred |
| Severity | error |

DFCD_NEXT_HOP_ADD_FAILED

| | |
|---------------------------|---|
| System Log Message | Unable to add service next hop: <i>error-message (error-code)</i> |
| Description | The dynamic flow capture process (dfcd) could not add a service next hop, for the indicated reason. |
| Type | Error: An error occurred |
| Severity | error |

DFCD_NEXT_HOP_DELETE_FAILED

| | |
|---------------------------|--|
| System Log Message | Unable to delete service next hop: <i>error-message (error-code)</i> |
| Description | The dynamic flow capture process (dfcd) could not delete a service next hop, for the indicated reason. |
| Type | Error: An error occurred |
| Severity | error |

DFCD_SAMPLE_CLASS_ADD_FAILED

| | |
|---------------------------|---|
| System Log Message | Unable to add sample class: <i>error-message (error-code)</i> |
| Description | The dynamic flow capture process (dfcd) could not add a sample class, for the indicated reason. |

Type Error: An error occurred
Severity error

DFCD_SAMPLE_CLASS_DELETE_FAILED

System Log Message Unable to delete sample class: *error-message (error-code)*

Description The dynamic flow capture process (dfcd) could not delete a sample class, for the indicated reason.

Type Error: An error occurred
Severity error

Chapter 14

DFWD System Log Messages

This chapter describes messages with the DFWD prefix. They are generated by the firewall process (dfwd), which manages compilation and downloading of JUNOS firewall filters.

DFWD_MALLOC_FAILED_INIT

| | |
|---------------------------|---|
| System Log Message | Memory allocation failed during initialization for configuration load |
| Description | The firewall process (dfwd) could not dynamically allocate memory in preparation for loading a configuration. |
| Type | Error: An error occurred |
| Severity | error |
| Cause | A software bug caused a memory leak, or the routing platform had insufficient memory. |
| Action | Contact your technical support representative. |

DFWD_PARSE_FILTER_EMERGENCY

| | |
|---------------------------|--|
| System Log Message | dfwd encountered errors while parsing filter index file |
| Description | The firewall process (dfwd) encountered an unhandled internal state while parsing a filter index file. |
| Type | Error: An error occurred |
| Severity | error |
| Cause | There might be a bug in the parser. |
| Action | Contact your technical support representative. |

DFWD_PARSE_STATE_EMERGENCY

| | |
|---------------------------|---|
| System Log Message | dfwd encountered unhandled state while parsing interface |
| Description | The firewall process (dfwd) encountered an unhandled internal state while parsing an interface. |
| Type | Error: An error occurred |

Severity emergency

Cause There might be a bug in the parser.

Action Contact your technical support representative.

Chapter 15

DHCPD System Log Messages

This chapter describes messages with the DHCPD prefix. They are generated by the Dynamic Host Configuration Protocol (DHCP) server process (dhcpcd) for J-series Services Routers, which automatically allocates network IP addresses and delivers configuration settings to client hosts in a Transmission Control Protocol (TCP)/IP network.

DHCPD_BIND_FAILURE

| | |
|---------------------------|--|
| System Log Message | bind() to port <i>port</i> failed: <i>error-message</i> |
| Description | The Dynamic Host Configuration Protocol server process (dhcpcd) received the indicated error when it tried to bind a socket to the indicated local port. |
| Type | Error: An error occurred |
| Severity | error |
| Action | Contact your technical support representative. |

DHCPD_DEGRADED_MODE

| | |
|---------------------------|--|
| System Log Message | Running in degraded mode because of <i>reason</i> : <i>error-message</i> |
| Description | The Dynamic Host Configuration Protocol server process (dhcpcd) began running in degraded mode because the indicated unrecoverable error occurred. |
| Type | Error: An error occurred |
| Severity | error |
| Cause | There might be a problem with the lease cache directory used to store persistent lease information. |
| Action | Contact your technical support representative. |

DHCPD_MEMORY_ALLOCATION_FAILURE

| | |
|---------------------------|---|
| System Log Message | Unable to allocate memory for <i>object-name</i> : <i>error-message</i> |
| Description | The Dynamic Host Configuration Protocol server process (dhcpcd) could not allocate memory from the heap for the indicated object. |
| Type | Error: An error occurred |

| | |
|-----------------|--|
| Severity | error |
| Action | Contact your technical support representative. |

DHCPD_OVERLAY_CONFIG_FAILURE

| | |
|---------------------------|---|
| System Log Message | Unable to open overlay configuration: <i>error-message</i> |
| Description | The Dynamic Host Configuration Protocol server process (dhcpcd) could not open an overlay configuration file for parsing. |
| Type | Error: An error occurred |
| Severity | error |
| Action | Contact your technical support representative. |

DHCPD_OVERLAY_PARSE_FAILURE

| | |
|---------------------------|--|
| System Log Message | Unable to parse overlay configuration because of <i>count</i> syntax errors |
| Description | The Dynamic Host Configuration Protocol server process (dhcpcd) could not parse its overlay configuration because the configuration contained the indicated number of syntax errors. |
| Type | Error: An error occurred |
| Severity | error |
| Cause | An internal software failure occurred. |
| Action | Contact your technical support representative. |

DHCPD_RECVMSG_FAILURE

| | |
|---------------------------|--|
| System Log Message | Exiting due to too many recvmsg() failures |
| Description | The Dynamic Host Configuration Protocol server process (dhcpcd) could not receive data from the network, which it needs to do during normal operation. |
| Type | Error: An error occurred |
| Severity | error |
| Action | Contact your technical support representative. |

DHCPD_RTsock_FAILURE

| | |
|---------------------------|--|
| System Log Message | Error with rtsock: <i>error-message</i> |
| Description | The Dynamic Host Configuration Protocol server process (dhcpcd) experienced the indicated error with a routing socket. |
| Type | Error: An error occurred |
| Severity | info |

- Cause** An internal software failure occurred.
- Action** Contact your technical support representative.

DHCPD_SENDSMSG_FAILURE

- System Log Message** sendmsg() from *source-address* to port *destination-port* at *destination-address* via interface *interface-name* and routing instance *routing-instance* failed: *error-message*
- Description** The Dynamic Host Configuration Protocol server process (dhcpcd) could not send data from the indicated source (address, interface, and routing instance) to the indicated destination (port and address), which it needs to do during normal operation.
- Type** Error: An error occurred
- Severity** error
- Action** Contact your technical support representative.

DHCPD_SENDSMSG_NOINT_FAILURE

- System Log Message** sendmsg() from *source-address* to port *destination-port* at *destination-address* via routing instance *routing-instance* failed: *error-message*
- Description** The Dynamic Host Configuration Protocol server process (dhcpcd) could not send data from the indicated source (address and routing instance) to the indicated destination (port and address), which it needs to do during normal operation.
- Type** Error: An error occurred
- Severity** error
- Action** Contact your technical support representative.

DHCPD_SETSOCKOPT_FAILURE

- System Log Message** setsockopt(*socket-option*) failed: *error-message*
- Description** The Dynamic Host Configuration Protocol server process (dhcpcd) could not set the indicated socket option.
- Type** Error: An error occurred
- Severity** error
- Action** Contact your technical support representative.

DHCPD_SOCKET_FAILURE

- System Log Message** socket(*arguments*) failed: *error-message*
- Description** The Dynamic Host Configuration Protocol server process (dhcpcd) could not create a socket.
- Type** Error: An error occurred

Severity error

Action Contact your technical support representative.

Chapter 16

EVENTD System Log Messages

This chapter describes messages with the EVENTD prefix. They are generated by the event policy process (eventd), which performs configured actions in response to events on a routing platform that trigger system log messages.

EVENTD_ACK_FAILED

| | |
|---------------------------|--|
| System Log Message | Unable to send acknowledgment: <i>error-message</i> |
| Description | JUNOS processes can request that the event processing process (eventd) notify them when a specific event occurs. The eventd process could not send an acknowledgment for a registration request, for the indicated reason. |
| Type | Error: An error occurred |
| Severity | error |

EVENTD_COMMAND_SUBSTITUTE_ERROR

| | |
|---------------------------|---|
| System Log Message | Variable substitution failed for command ' <i>command</i> ' |
| Description | The event processing process (eventd) can be configured to execute a JUNOS command-line interface (CLI) command when a specified event occurs. The command can include one or more variables (such as an interface name), which the eventd process replaces with actual values related to the event when it issues the command. Variable substitution failed for the indicated command. |
| Type | Error: An error occurred |
| Severity | error |
| Cause | An internal software failure occurred. |

EVENTD_EVENT_SEND_FAILED

| | |
|---------------------------|--|
| System Log Message | Unable to send event notification: <i>error-message</i> |
| Description | JUNOS processes can request that the event processing process (eventd) notify them when a specific event occurs. The eventd process could not send an event notification for the indicated reason. |
| Type | Error: An error occurred |
| Severity | error |

EVENTD_FORK_ERR

| | |
|---------------------------|--|
| System Log Message | Unable to fork: <i>error-message</i> |
| Description | The event processing process (eventd) could not create a child process for executing policies. |
| Type | Error: An error occurred |
| Severity | error |

EVENTD_PIPE_CREATION_FAILED

| | |
|---------------------------|---|
| System Log Message | Unable to create pipe: <i>error-message</i> |
| Description | The event processing process (eventd) could not create a pipe for interprocess communication. |
| Type | Error: An error occurred |
| Severity | error |

EVENTD_POLICY_ACTION_FAILED

| | |
|---------------------------|---|
| System Log Message | Unable to execute ' <i>action</i> ' action in policy <i>policy-name</i> |
| Description | The event processing process (eventd) could not perform the indicated action, which is specified by the indicated policy. |
| Type | Error: An error occurred |
| Severity | error |

EVENTD_POLICY_LIMIT_EXCEEDED

| | |
|---------------------------|--|
| System Log Message | Unable to execute policy ' <i>policy-name</i> ' because current number of policies (<i>count</i>) exceeds system limit (<i>limit</i>) |
| Description | The event processing process (eventd) could not execute the indicated policy, because the indicated number of currently executing policies exceeded the indicated maximum defined by the system. |
| Type | Event: This message reports an event, not an error |
| Severity | warning |

EVENTD_POLICY_UPLOAD_FAILED

| | |
|---------------------------|--|
| System Log Message | Unable to upload file ' <i>filename</i> ' to destination ' <i>destination-name</i> ' for policy ' <i>policy-name</i> ' |
| Description | The event processing process (eventd) could not upload the indicated file to the indicated destination. |
| Type | Error: An error occurred |
| Severity | error |

EVENTD_POPEN_FAIL

| | |
|---------------------------|---|
| System Log Message | Error <i>error-code</i> in invoking command ' <i>command</i> ' |
| Description | A call to the popen() function failed when the event processing process (eventd) invoked the indicated command. |
| Type | Error: An error occurred |
| Severity | error |

EVENTD_READ_ERROR

| | |
|---------------------------|---|
| System Log Message | recvmsg() failed: <i>error-message</i> |
| Description | The event processing process (eventd) could not read an event sent to it, for the indicated reason. |
| Type | Error: An error occurred |
| Severity | error |

EVENTD_REGEX_INVALID

| | |
|---------------------------|---|
| System Log Message | Invalid regular expression ' <i>regular-expression</i> ' provided for attribute value |
| Description | The event processing process (eventd) received a request that included the indicated regular expression as the value for an attribute. The regular expression is not valid. |
| Type | Error: An error occurred |
| Severity | error |

EVENTD_REG_VERSION_MISMATCH

| | |
|---------------------------|--|
| System Log Message | Registration version <i>expected-value</i> did not match expected version (<i>received-value</i>) |
| Description | The event processing process (eventd) received a registration request with the indicated version indicator, which does not match the indicated version expected by the eventd process. |
| Type | Error: An error occurred |
| Severity | error |

EVENTD_ROTATE_COMMAND_FAILED

| | |
|---------------------------|--|
| System Log Message | Command ' <i>command</i> ' failed during rotation of file ' <i>filename</i> ': <i>error-message</i> |
| Description | The event processing process (eventd) invoked the indicated command while attempting to rotate the indicated file. The command failed. |
| Type | Error: An error occurred |
| Severity | error |

EVENTD_ROTATE_FORK_EXCEEDED

| | |
|---------------------------|---|
| System Log Message | Unable to fork: too many child processes |
| Description | The event processing process (eventd) could not create a child process for rotating files because adding another child would have made the number of children exceed the limit. |
| Type | Error: An error occurred |
| Severity | error |

EVENTD_ROTATE_FORK_FAILED

| | |
|---------------------------|--|
| System Log Message | Unable to fork: <i>error-message</i> |
| Description | The event processing process (eventd) could not create a child process for rotating files, for the indicated reason. |
| Type | Error: An error occurred |
| Severity | error |

EVENTD_SET_PROCESS_PRIV_FAILED

| | |
|---------------------------|--|
| System Log Message | Unable to set process privilege level to that of user ' <i>username</i> ': <i>error-message</i> |
| Description | In preparation for executing an action defined in a policy, the event processing process (eventd) tried to change its privilege level to that of the indicated JUNOS user. The attempt failed. It made the attempt because the user-name statement is included at one of several possible levels under the [edit event-options policy <policy-name> then] hierarchy level. |
| Type | Error: An error occurred |
| Severity | error |

EVENTD_SET_TIMER_FAILED

| | |
|---------------------------|--|
| System Log Message | evSetTimer failed: <i>error-message</i> |
| Description | The event processing process (eventd) starts a timer whenever an internal event needs to be generated. It could not activate the timer for the indicated reason. |
| Type | Error: An error occurred |
| Severity | error |

EVENTD_SYSLOG_FWD_FAILED

| | |
|---------------------------|---|
| System Log Message | Unable to forward syslog message to PSD (<i>psd-id</i>), errno: <i>error-code</i> |
| Description | The event processing process (eventd) encountered a system error when forwarding a syslog message to indicated protected system domain (PSD). |
| Type | Error: An error occurred |
| Severity | error |

EVENTD_TRANSFER_COMMAND_FAILED

| | |
|---------------------------|--|
| System Log Message | Command ' <i>error-code</i> ' failed during transfer of file ' <i>command</i> ': <i>filename</i> |
| Description | The event processing process (eventd) invoked the indicated command while attempting to transfer the indicated file. The command failed. |
| Type | Error: An error occurred |
| Severity | error |

EVENTD_TRANSFER_FORK_EXCEEDED

| | |
|---------------------------|--|
| System Log Message | Unable to fork: too many child processes |
| Description | The event processing process (eventd) could not create a child process for transferring files, because adding another child would have made the number of children exceed the limit. |
| Type | Error: An error occurred |
| Severity | error |

EVENTD_TRANSFER_FORK_FAILED

| | |
|---------------------------|--|
| System Log Message | Unable to fork: <i>error-message</i> |
| Description | The event processing process (eventd) could not create a child process for transferring files, for the indicated reason. |
| Type | Error: An error occurred |
| Severity | error |

EVENTD_VERSION_MISMATCH

| | |
|---------------------------|--|
| System Log Message | Event version <i>expected-value</i> did not match expected version (<i>received-value</i>) |
| Description | The event processing process (eventd) received an event with the indicated version indicator, which does not match the indicated version expected by the eventd process. |
| Type | Error: An error occurred |
| Severity | error |

EVENTD_XML_FILENAME_INVALID

| | |
|---------------------------|--|
| System Log Message | XML syntax of output filename was invalid |
| Description | An event script created an output file and wrote the filename to standard output (stdout) with Extensible Markup Language (XML) tagging like the following: <code>< event-script-output-filename ></code> <code>output-file.tgz < /event-script-output-filename ></code> . The event processing process read the output filename and determined that its XML syntax was invalid. |
| Type | Error: An error occurred |
| Severity | error |

Chapter 17

FLOW System Log Messages

This chapter describes messages with the **FLOW** prefix. They are generated by the process that handles flows on routers running the JUNOS software with enhanced services.

FLOW_HIGH_WATERMARK_TRIGGERED

| | |
|---------------------------|---|
| System Log Message | Number of sessions <i>current-flows</i> exceeded the high watermark <i>limit</i> . Early aging triggered. |
| Description | Early aging of sessions is triggered when the number of concurrent session entries in the session table exceeds the configured high watermark. When the number of concurrent sessions drops below the configured low watermark, the router stops aggressively aging out sessions. This message notifies you that the session high watermark has been exceeded and aggressive aging of sessions has begun. |
| Type | Event: This message reports an event, not an error |
| Severity | info |

FLOW_IP_ACTION

| | |
|---------------------------|---|
| System Log Message | Flow IP action detected attack attempt: <i>source-address/source-port -- > destination-address/destination-port</i> from interface <i>interface-name</i> action. |
| Description | Flow IP action detected attack attempt. |
| Type | Event: This message reports an event, not an error |
| Severity | info |

FLOW_LOW_WATERMARK_TRIGGERED

| | |
|---------------------------|---|
| System Log Message | Number of sessions <i>current-flows</i> dropped below the low watermark <i>limit</i> . Early aging stopped. |
| Description | Early aging of sessions is triggered when the number of concurrent session entries in the session table exceeds the configured high watermark. When the number of concurrent sessions drops below the configured low watermark, the router stops aggressively aging out sessions. This message notifies you that the number of concurrent sessions has dropped below the configured low watermark, and that aggressive aging of sessions has stopped. |
| Type | Event: This message reports an event, not an error |

Severity info

FLOW_SESSION_CLOSE

System Log Message session closed *reason:*
source-address/source-port- > destination-address/destination-port,protocol-id:
policy-name, inbound-packets, inbound-bytes,outbound-bytes elapsed-time

Description A security session was closed.

Type Event: This message reports an event, not an error

Severity info

FLOW_SESSION_CREATE

System Log Message session created
source-address/source-port- > destination-address/destination-port,protocol-id:
policy-name

Description A security session was created.

Type Event: This message reports an event, not an error

Severity info

FLOW_SESSION_DENY

System Log Message session denied
source-address/source-port- > destination-address/destination-port,protocol-id(icmp-type):
policy-name

Description A security session was not permitted by policy.

Type Event: This message reports an event, not an error

Severity info

Chapter 18

FPCLOGIN System Log Messages

This chapter describes messages with the FPCLOGIN prefix. They are generated by the Flexible PIC Concentrator (FPC) login process (pimlogin), which provides direct login access to Physical Interface Modules (PIMs).

FPCLOGIN_ADDRESS_GET_FAILED

| | |
|---------------------------|--|
| System Log Message | Unable to determine IP address of TGM in slot <i>slot</i> |
| Description | A user tried to log in to the Physical Interface Module (PIM) in the indicated slot on a Flexible PIC Concentrator (FPC). In response, the FPC login process (pimlogin) tried to determine the PIM's IP address. It could not do so, and the login attempt failed. |
| Type | Error: An error occurred |
| Severity | error |

FPCLOGIN_IPC_RECEIVE_FAILED

| | |
|---------------------------|---|
| System Log Message | Unable to receive IPC message from <i>process-name</i> |
| Description | The Flexible PIC Concentrator (FPC) login process (pimlogin) could not process an interprocess communication (IPC) message from the indicated other process. The 'wxd' process is the WX Physical Interface Module process. |
| Type | Error: An error occurred |
| Severity | error |

FPCLOGIN_IPC_SEND_FAILED

| | |
|---------------------------|--|
| System Log Message | Unable to send IPC message to <i>process-name</i> |
| Description | The Flexible PIC Concentrator (FPC) login process (pimlogin) could not send an interprocess communication (IPC) message to the indicated other process. The 'wxd' process is the WX Physical Interface Module process (wxd). |
| Type | Error: An error occurred |
| Severity | error |

FPCLOGIN_LOGIN_FAILED

| | |
|---------------------------|---------------------------------------|
| System Log Message | fpclogin failed: <i>error-message</i> |
|---------------------------|---------------------------------------|

Description A user tried to log in to a Physical Interface Module (PIM). The attempt failed for the indicated reason.

Type Error: An error occurred

Severity error

FPCLOGIN_MESSAGE_INVALID

System Log Message Message from *process-name error-message*

Description The message that the Flexible PIC Concentrator (FPC) login process (pimlogin) received from the indicated other process was invalid in the indicated way. The 'wxd' process is the WX Physical Interface Module process (wxd).

Type Error: An error occurred

Severity error

FPCLOGIN_SOCKET_OPERATION_FAILED

System Log Message Unable to complete '*error-message*' operation

Description The Flexible PIC Concentrator (FPC) login process (pimlogin) could not perform the indicated operation on a routing socket.

Type Error: An error occurred

Severity error

Chapter 19

FSAD System Log Messages

This chapter describes messages with the **FSAD** prefix. They are generated by the File System Access process (fsad), which provides Trivial FTP (TFTP) support for file transfer between services Physical Interface Cards (PICs) and other routing platform components.

FSAD_CONFIG_ERROR

| | |
|---------------------------|--|
| System Log Message | Reason: <i>reason</i> |
| Description | The configuration file for the File System Access process (fsad) might contain an error. |
| Type | Error: An error occurred |
| Severity | error |

FSAD_CONNTIMEDOUT

| | |
|---------------------------|---|
| System Log Message | Connection timed out to the client (<i>connection-type</i> , <i>ip-address</i>) having request type <i>port</i> |
| Description | The File System Access process (fsad) flushed all state information about the timed-out connection. |
| Type | Event: This message reports an event, not an error |
| Severity | error |

FSAD_DIR_CREATE

| | |
|---------------------------|---|
| System Log Message | Failed to create directory <i>directory-name</i> : <i>error-message</i> |
| Description | The File System Access process (fsad) could not create the indicated directory. |
| Type | Error: An error occurred |
| Severity | error |

FSAD_DIR_STAT

| | |
|---------------------------|---|
| System Log Message | <i>function-name</i> : stat() failed for pathname <i>pathname</i> : <i>reason</i> |
| Description | The File System Access process (fsad) received a request for a nonexistent file or directory. |

| | |
|-----------------|---|
| Type | Error: An error occurred |
| Severity | error |
| Cause | The path does not exist. |
| Action | Make sure the path specified in the request is valid. |

FSAD_FAILED

| | |
|---------------------------|--|
| System Log Message | In <i>enclosing-function-name: function-name()</i> returned: <i>reason</i> |
| Description | An internal error occurred inside a function in the File System Access process (fsad). |
| Type | Error: An error occurred |
| Severity | error |
| Cause | An internal software failure occurred. |
| Action | Contact your technical support representative. |

FSAD_FILE_FAILED

| | |
|---------------------------|--|
| System Log Message | <i>enclosing-function-name: function-name</i> failed for file ' <i>filename</i> ' with error message <i>reason</i> |
| Description | An internal error occurred while the File System Access process (fsad) was performing a file operation. |
| Type | Error: An error occurred |
| Severity | error |
| Cause | An internal software failure occurred. |
| Action | Contact your technical support representative. |

FSAD_FILE_REMOVE

| | |
|---------------------------|---|
| System Log Message | Unable to remove file ' <i>filename</i> ': <i>reason</i> |
| Description | The File System Access process (fsad) could not remove the indicated file for the indicated reason. |
| Type | Error: An error occurred |
| Severity | error |
| Cause | The file to be removed does not exist or its permissions do not allow the operation. |
| Action | Make sure that the file exists and that its permissions allow it to be deleted. |

FSAD_FILE_RENAME

| | |
|---------------------------|--|
| System Log Message | Unable to rename file ' <i>source-filename</i> ' to ' <i>destination-filename</i> ': <i>reason</i> |
|---------------------------|--|

| | |
|--------------------|--|
| Description | The File System Access process (fsad) could not rename the indicated file for the indicated reason. |
| Type | Error: An error occurred |
| Severity | error |
| Cause | Either the source file does not exist, or one or both of the source and destination pathnames are incorrect. |
| Action | Make sure the source and destination paths exist and that the rename operation is allowed. |

FSAD_FILE_STAT

| | |
|---------------------------|--|
| System Log Message | <i>function-name: stat() failed for file pathname pathname: reason</i> |
| Description | The File System Access process (fsad) received a request for a nonexistent file. |
| Type | Error: An error occurred |
| Severity | error |
| Cause | The file path does not exist. |
| Action | Make sure the path specified in the request is valid. |

FSAD_FILE_SYNC

| | |
|---------------------------|--|
| System Log Message | Unable to sync file ' <i>filename</i> ': <i>reason</i> |
| Description | When closing a file, the File System Access process (fsad) executes the sync() system call to ensure that any changes to the file are committed to disk. This operation failed for the indicated file. |
| Type | Error: An error occurred |
| Severity | error |

FSAD_FLOWC_IPC_PAYLOAD_SIZE

| | |
|---------------------------|--|
| System Log Message | Received flowc IPC message with incorrect length: message type <i>message-type</i> , subtype <i>message-subtype</i> , opcode <i>operation-code</i> , length <i>length</i> (expected length <i>expected-value</i>) |
| Description | The File System Access process (fsad) received a flow collector IPC message in which the payload length was incorrect. |
| Type | Error: An error occurred |
| Severity | error |

FSAD_FLOWC_IPC_SUBTYPE

| | |
|---------------------------|--|
| System Log Message | Received flowc IPC message with incorrect subtype: message type <i>message-type</i> , subtype <i>message-subtype</i> , opcode <i>operation-code</i> , length <i>length</i> |
|---------------------------|--|

Description The File System Access process (fsad) received a flow collector IPC message in which the subtype field was incorrect.

Type Error: An error occurred

Severity error

FSAD_FLOWC_IPC_TYPE

System Log Message Received flowc IPC message with incorrect type: message type *message-type*, subtype *message-subtype*, opcode *operation-code*, length *length*

Description The File System Access process (fsad) received a flow collector IPC message in which the type field was incorrect.

Type Error: An error occurred

Severity error

FSAD_FLOWC_IPC_VERSION

System Log Message Received flowc IPC message with incorrect version *received-value* (expected version *expected-value*)

Description The File System Access process (fsad) received a flow collector IPC message in which the version field was incorrect.

Type Error: An error occurred

Severity error

FSAD_FLOWC_SERVICE_INACTIVE

System Log Message *reason*

Description The File System Access process (fsad) received a request for the Flow Collector Transfer Log Archive service, which is not currently active.

Type Error: An error occurred

Severity error

FSAD_FREE_SPACE_LOG

System Log Message Unable to move temporary file *temporary-filename* (size *file-size* KB) to log file *log-filename* because free disk space (*count* KB) is insufficient

Description The File System Access process (fsad) could not move the CDR temporary file of the indicated size to the log file, because it is larger than the amount of free disk space.

Type Error: An error occurred

Severity error

FSAD_FREE_SPACE_TMP

| | |
|---------------------------|---|
| System Log Message | Unable to write CDR batch output to file <i>temporary-filename</i> because free disk space (<i>count</i> KB) is insufficient |
| Description | The File System Access process (fsad) could not write CDR batch output to the indicated temporary file, because the amount of free disk space was insufficient. |
| Type | Error: An error occurred |
| Severity | error |

FSAD_FS_STAT

| | |
|---------------------------|--|
| System Log Message | statfs() failed for pathname <i>pathname</i> : <i>reason</i> |
| Description | The File System Access process (fsad) encountered an error in getting filesystem statistics. |
| Type | Error: An error occurred |
| Severity | error |

FSAD_GEN_IPC_PAYLOAD_SIZE

| | |
|---------------------------|--|
| System Log Message | Received IPC message with incorrect length: message type <i>message-type</i> , subtype <i>message-subtype</i> , opcode <i>operation-code</i> , length <i>length</i> (expected length <i>expected-value</i>) |
| Description | The File System Access process (fsad) received an IPC message in which the payload length was incorrect. |
| Type | Error: An error occurred |
| Severity | error |

FSAD_GEN_IPC_SUBTYPE

| | |
|---------------------------|--|
| System Log Message | Received IPC message with incorrect subtype: message type <i>message-type</i> , subtype <i>message-subtype</i> , opcode <i>operation-code</i> , length <i>length</i> |
| Description | The File System Access process (fsad) received an IPC message in which the subtype field was incorrect. |
| Type | Error: An error occurred |
| Severity | error |

FSAD_GEN_IPC_TYPE

| | |
|---------------------------|---|
| System Log Message | Received IPC message with incorrect type: message type <i>message-type</i> , subtype <i>message-subtype</i> , opcode <i>operation-code</i> , length <i>length</i> |
| Description | The File System Access process (fsad) received an IPC message in which the type field was incorrect. |
| Type | Error: An error occurred |
| Severity | error |

FSAD_GEN_IPC_VERSION

| | |
|---------------------------|---|
| System Log Message | Received generic IPC message with incorrect version <i>received-value</i> (expected version <i>expected-value</i>) |
| Description | The File System Access process (fsad) received an IPC message in which the version field was incorrect. |
| Type | Error: An error occurred |
| Severity | error |

FSAD_GEN_SERVICE_INACTIVE

| | |
|---------------------------|---|
| System Log Message | Received IPC message for inactive service <i>service-name</i> |
| Description | The File System Access process (fsad) received an IPC message for a service that is currently not active. |
| Type | Error: An error occurred |
| Severity | error |

FSAD_GEN_SERVICE_INIT_FAILED

| | |
|---------------------------|---|
| System Log Message | Failed to initialize service <i>service-name</i> |
| Description | The File System Access process (fsad) could not initialize the indicated service. |
| Type | Error: An error occurred |
| Severity | error |

FSAD_MAXCONN

| | |
|---------------------------|--|
| System Log Message | Upper limit reached in fsad for handling connections |
| Description | The File System Access process (fsad) stopped accepting new connections because it reached an internal limit for handling connections. |
| Type | Event: This message reports an event, not an error |
| Severity | error |

FSAD_MEMORYALLOC_FAILED

| | |
|---------------------------|---|
| System Log Message | <i>allocation-function-name</i> failed in the function <i>function-name</i> (<i>line-number</i>) |
| Description | The File System Access process (fsad) could not allocate memory. The system might be running low on memory. |
| Type | Error: An error occurred |
| Severity | error |
| Cause | An internal software failure occurred. |
| Action | Contact your technical support representative. |

FSAD_NOT_ROOT

| | |
|---------------------------|--|
| System Log Message | Must be run as root |
| Description | The user who attempted to start the File System Access process (fsad) was not the root user. |
| Type | Error: An error occurred |
| Severity | error |

FSAD_PARENT_DIRECTORY

| | |
|---------------------------|---|
| System Log Message | <i>directory-name</i> : invalid directory: <i>message</i> |
| Description | The parent directory specified in the request for a file was not valid. |
| Type | Error: An error occurred |
| Severity | error |
| Action | Make sure the path specified in the request is valid. |

FSAD_PATH_IS_DIRECTORY

| | |
|---------------------------|--|
| System Log Message | File path cannot be a directory (<i>pathname</i>) |
| Description | The File System Access process (fsad) received a request on a directory instead of a regular file. |
| Type | Error: An error occurred |
| Severity | error |
| Cause | The file path points to a directory. |
| Action | Make sure the path points to a regular file. |

FSAD_PATH_IS_NOT_DIRECTORY

| | |
|---------------------------|---|
| System Log Message | invalid path ' <i>pathname</i> ' : not a directory : <i>action</i> |
| Description | The File System Access process (fsad) received a request for a pathname that was not a directory. |
| Type | Error: An error occurred |
| Severity | error |

FSAD_PATH_IS_SPECIAL

| | |
|---------------------------|---|
| System Log Message | Not a regular file (<i>pathname</i>) |
| Description | The File System Access process (fsad) received a request for a pathname that points to a nonregular file. |
| Type | Error: An error occurred |

| | |
|-----------------|--|
| Severity | error |
| Action | Make sure the path points to a regular file. |

FSAD_RECVERROR

| | |
|---------------------------|--|
| System Log Message | fsad received error <i>message</i> from client having request type <i>connection-type</i> at (<i>ip-address</i> , <i>port</i>) |
| Description | The File System Access process (fsad) received a packet with the indicated error message from the other end of a connection. |
| Type | Error: An error occurred |
| Severity | error |

FSAD_RENAME

| | |
|---------------------------|---|
| System Log Message | <i>function-name</i> : failed to rename temporary file <i>filename</i> to <i>new-filename</i> : <i>reason</i> |
| Description | The File System Access process (fsad) could not rename the indicated temporary file for the indicated reason. |
| Type | Error: An error occurred |
| Severity | error |

FSAD_TERMINATED_CONNECTION

| | |
|---------------------------|--|
| System Log Message | Open file ' <i>filename</i> ' closed due to process shutdown |
| Description | The File System Access process (fsad) terminated a connection, stored the connection's (unwritten) data to disk, and purged it from its data structures. |
| Type | Event: This message reports an event, not an error |
| Severity | notice |

FSAD_TRACEOPEN_FAILED

| | |
|---------------------------|--|
| System Log Message | Open operation on trace file ' <i>pathname</i> ' returned error <i>error-message</i> |
| Description | The File System Access process (fsad) failed to open the indicated trace file. |
| Type | Error: An error occurred |
| Severity | error |

FSAD_USAGE

| | |
|---------------------------|--|
| System Log Message | Incorrect usage, <i>message</i> |
| Description | The File System Access process (fsad) displayed its usage statement. |
| Type | Event: This message reports an event, not an error |
| Severity | error |

Cause The fsad process was invoked with incorrect command-line arguments.

Action Check the usage and invoke the fsad process with the correct command-line arguments.

Chapter 20

FUD System Log Messages

This chapter describes messages with the FUD prefix. They are generated by the UDP forwarding process (fud), which forwards UDP (User Datagram Protocol) packets from a network to a server for services that run over UDP.

FUD_ARGUMENT_FAILURE

| | |
|---------------------------|--|
| System Log Message | Unknown option " <i>option</i> " |
| Description | One or more options provided on the 'fud' command line were invalid. The UDP forwarding process (fud) initialized but ignored the invalid options. |
| Type | Error: An error occurred |
| Severity | error |
| Action | Reissue the 'fud' command with the correct options. |

FUD_BAD_SERVER_ADDR_FAILURE

| | |
|---------------------------|--|
| System Log Message | Destination address of <i>destination-address</i> is invalid |
| Description | One or more server addresses configured for the UDP forwarding process (fud) were invalid. |
| Type | Error: An error occurred |
| Severity | error |
| Action | Reconfigure the fud process with valid server addresses. |

FUD_BIND_FAILURE

| | |
|---------------------------|--|
| System Log Message | bind(port <i>port</i>) failed: <i>error-message</i> |
| Description | The UDP forwarding process (fud) received the indicated error when it tried to bind a socket to a local address. |
| Type | Error: An error occurred |
| Severity | error |
| Action | Contact your technical support representative. |

FUD_DAEMON_FAILURE

| | |
|---------------------------|---|
| System Log Message | Unable to run in the background as daemon: <i>error-message</i> |
| Description | The UDP forwarding process (fud) could not create a version of itself to run in the background as a daemon. |
| Type | Error: An error occurred |
| Severity | error |
| Action | Contact your technical support representative. |

FUD_MEMORY_ALLOCATION_FAILURE

| | |
|---------------------------|---|
| System Log Message | Unable to allocate <i>count</i> bytes of memory: <i>error-message</i> |
| Description | The UDP forwarding process (fud) could not allocate the indicated amount of memory from the heap. |
| Type | Error: An error occurred |
| Severity | error |
| Action | Contact your technical support representative. |

FUD_PERMISSION_FAILURE

| | |
|---------------------------|---|
| System Log Message | <i>program-name</i> must be run as root |
| Description | The user who attempted to start the UDP forwarding process (fud) was not the root user, so the process did not start. |
| Type | Error: An error occurred |
| Severity | error |
| Action | Become the root user before issuing the 'fud' command. |

FUD_PIDLOCK_FAILURE

| | |
|---------------------------|---|
| System Log Message | Unable to lock PID file; another <i>program-name</i> was running |
| Description | The UDP Forwarding process (fud) attempted to lock the file that records its process ID (PID), which serves to prevent multiple instances of the fud process from running simultaneously. The attempt failed. |
| Type | Error: An error occurred |
| Severity | error |
| Cause | Another instance of the fud process is running. |
| Action | Check whether another fud process is running, and stop it if appropriate. |

FUD_PIDUPDATE_FAILURE

| | |
|---------------------------|---|
| System Log Message | Unable to update PID file for <i>program-name</i> |
| Description | The UDP Forwarding process (fud) attempted to update the file that records its process ID (PID), which serves to prevent multiple instances of the fud process from running simultaneously. The attempt failed. |
| Type | Error: An error occurred |
| Severity | error |
| Cause | Another instance of the fud process is running. |
| Action | Check whether another fud process is running, and stop it if appropriate. |

FUD_RECVMMSG_FAILURE

| | |
|---------------------------|---|
| System Log Message | Exiting because of repeated recvmsg() failures |
| Description | The UDP Forwarding process (fud) could not receive data from the network, which it needs to do during normal operation. |
| Type | Error: An error occurred |
| Severity | error |
| Action | Contact your technical support representative. |

FUD_RTsock_WRITE_FAILURE

| | |
|---------------------------|--|
| System Log Message | Unable to write to routing socket: <i>error-message</i> |
| Description | The UDP Forwarding process (fud) could not write to its routing socket for the indicated reason. |
| Type | Error: An error occurred |
| Severity | error |
| Action | Contact your technical support representative. |

FUD_SENDMSG_FAILURE

| | |
|---------------------------|--|
| System Log Message | sendmsg() to <i>destination-address</i> port <i>port</i> on interface <i>interface-name</i> rt_inst <i>routing-instance</i> failed: <i>error-message</i> |
| Description | The UDP Forwarding process (fud) could not send data to the indicated destination port and address via the indicated interface and routing instance, which it needs to do during normal operation. |
| Type | Error: An error occurred |
| Severity | error |
| Action | Contact your technical support representative. |

FUD_SENDMSG_NOINT_FAILURE

| | |
|---------------------------|--|
| System Log Message | sendmsg() to <i>destination-address</i> port <i>port</i> rt_inst <i>routing-instance</i> failed: <i>error-message</i> |
| Description | The UDP Forwarding process (fud) could not send data to the indicated destination port and address via the indicated routing instance, which it needs to do during normal operation. |
| Type | Error: An error occurred |
| Severity | error |
| Action | Contact your technical support representative. |

FUD_SETSOCKOPT_FAILURE

| | |
|---------------------------|---|
| System Log Message | setsockopt(<i>arguments</i>) failed: <i>error-message</i> |
| Description | The UDP Forwarding process (fud) could not set the indicated socket option. |
| Type | Error: An error occurred |
| Severity | error |
| Action | Contact your technical support representative. |

FUD_SOCKET_FAILURE

| | |
|---------------------------|---|
| System Log Message | socket(<i>arguments</i>) failed: <i>error-message</i> |
| Description | The UDP Forwarding process (fud) could not create a socket. |
| Type | Error: An error occurred |
| Severity | error |
| Action | Contact your technical support representative. |

Chapter 21

FWAUTH System Log Messages

This chapter describes messages with the **FWAUTH** prefix. They are generated by the process that authenticates users when they initiate a connection across a firewall.

FWAUTH_FTP_LONG_PASSWORD

| | |
|---------------------------|--|
| System Log Message | Authentication for user <i>username</i> at <i>client-address</i> was denied (long password). |
| Description | The length of the password must not exceed 128 characters. |
| Type | Event: This message reports an event, not an error |
| Severity | info |

FWAUTH_FTP_LONG_USERNAME

| | |
|---------------------------|--|
| System Log Message | Authentication for user <i>username</i> at <i>client-address</i> was denied (long username). |
| Description | The length of the username must not exceed 64 characters. |
| Type | Event: This message reports an event, not an error |
| Severity | info |

FWAUTH_FTP_USER_AUTH_ACCEPTED

| | |
|---------------------------|--|
| System Log Message | User <i>usernamegroup-name</i> at <i>client-address</i> is accepted. |
| Description | The authenticated user can start accessing protected resources. |
| Type | Event: This message reports an event, not an error |
| Severity | info |

FWAUTH_FTP_USER_AUTH_FAIL

| | |
|---------------------------|--|
| System Log Message | User <i>username</i> at <i>client-address</i> is rejected. |
| Description | User authentication failed because the username or password was invalid. |
| Type | Event: This message reports an event, not an error |
| Severity | notice |

FWAUTH_HTTP_USER_AUTH_ACCEPTED

| | |
|---------------------------|--|
| System Log Message | User <i>usernamegroup-name</i> at <i>client-address</i> is accepted. |
| Description | The authenticated user can start accessing protected resources. |
| Type | Event: This message reports an event, not an error |
| Severity | info |

FWAUTH_HTTP_USER_AUTH_FAIL

| | |
|---------------------------|--|
| System Log Message | User <i>username</i> at <i>client-address</i> is rejected. |
| Description | User authentication failed because the username or password was invalid. |
| Type | Event: This message reports an event, not an error |
| Severity | notice |

FWAUTH_TELNET_LONG_PASSWORD

| | |
|---------------------------|--|
| System Log Message | Authentication for user <i>username</i> at <i>client-address</i> was denied (long password). |
| Description | The length of the password must not exceed 128 characters. |
| Type | Event: This message reports an event, not an error |
| Severity | info |

FWAUTH_TELNET_LONG_USERNAME

| | |
|---------------------------|--|
| System Log Message | Authentication for user <i>username</i> at <i>client-address</i> was denied (long username). |
| Description | The length of username must not exceed 64 characters. |
| Type | Event: This message reports an event, not an error |
| Severity | info |

FWAUTH_TELNET_USER_AUTH_ACCEPTED

| | |
|---------------------------|--|
| System Log Message | User <i>usernamegroup-name</i> at <i>client-address</i> is accepted. |
| Description | The authenticated user can start accessing protected resources |
| Type | Event: This message reports an event, not an error |
| Severity | info |

FWAUTH_TELNET_USER_AUTH_FAIL

| | |
|---------------------------|--|
| System Log Message | User <i>username</i> at <i>client-address</i> is rejected. |
| Description | User authentication failed because the username or password was invalid. |
| Type | Event: This message reports an event, not an error |
| Severity | notice |

FWAUTH_WEBAUTH_FAIL

| | |
|---------------------------|--|
| System Log Message | WebAuth user <i>username</i> at <i>client-address</i> is rejected/timed out. |
| Description | The provided user credentials are not valid. |
| Type | Event: This message reports an event, not an error |
| Severity | info |

FWAUTH_WEBAUTH_SUCCESS

| | |
|---------------------------|--|
| System Log Message | WebAuth user <i>username</i> at <i>client-address</i> is accepted. |
| Description | The authenticated user can start accessing protected resources. |
| Type | Event: This message reports an event, not an error |
| Severity | info |

Chapter 22

JCS System Log Messages

This chapter describes messages with the JCS prefix. They are generated by the Juniper Control System (jcsd) process.

JCS_BBD_LOAD_FAILURE

| | |
|---------------------------|---|
| System Log Message | Blade <i>slot</i> load BBD failure: <i>error-message</i> |
| Description | The JCS process (jcsd) could not load blade bay data for the specified blade. |
| Type | Error: An error occurred |
| Severity | error |

JCS_BBD_LOCAL_MISMATCH

| | |
|---------------------------|---|
| System Log Message | Blade <i>slot</i> BBD <i>error-message</i> mismatch (<i>expected-value</i> != <i>received-value</i>) |
| Description | The blade bay data retrieved for the specified blade does not match the data loaded during the reboot process. This error usually indicates that blade bay data in the JCS Management Module was changed since the last reboot. |
| Type | Error: An error occurred |
| Severity | error |

JCS_BBD_NOT_FOUND

| | |
|---------------------------|---|
| System Log Message | Blade <i>slot</i> bay data not found |
| Description | Blade bay data was not found for the specified blade. |
| Type | Error: An error occurred |
| Severity | error |

JCS_BBD_NOT_VALID

| | |
|---------------------------|--|
| System Log Message | Blade <i>slot</i> BBD is invalid |
| Description | The blade bay data for the specified blade is invalid. |
| Type | Error: An error occurred |
| Severity | error |

JCS_BBD_PARSE_ERROR

| | |
|---------------------------|---|
| System Log Message | Blade <i>slot</i> bay data parse error - <i>error-message</i> |
| Description | The blade bay data for the specified blade did not parse correctly. |
| Type | Error: An error occurred |
| Severity | error |

JCS_BBD_PEER_MISMATCH

| | |
|---------------------------|---|
| System Log Message | Peer blade <i>slot</i> BBD <i>error-message</i> mismatch (<i>expected-value</i> != <i>received-value</i>) |
| Description | The blade bay data retrieved for the specified peer blade does not match the data retrieved for the local blade. This error indicates that blade bay data in the JCS Management Module was not configured properly. |
| Type | Error: An error occurred |
| Severity | error |

JCS_BBD_SYSTEM_CONFLICT

| | |
|---------------------------|--|
| System Log Message | Local BBD <i>error-message</i> (<i>value</i>) conflicts with blade <i>slot</i> |
| Description | The blade bay data retrieved for the local blade conflicts with another blade in the JCS. This error indicates that blade bay data in the JCS Management Module was not configured properly. |
| Type | Error: An error occurred |
| Severity | error |

JCS_EXT_LINK_STATE

| | |
|---------------------------|--|
| System Log Message | Switch <i>slot</i> EXT link state is <i>state</i> |
| Description | The JCS process (jcsd) detects a change of state for the external link of the indicated switch module. |
| Type | Event: This message reports an event, not an error |
| Severity | info |

JCS_INVALID_BANDWIDTH_ERROR

| | |
|---------------------------|--|
| System Log Message | Invalid bandwidth percent (<i>value</i>) |
| Description | The specified switch bandwidth is invalid. The bandwidth is defined as a percentage between 1 and 100. |
| Type | Error: An error occurred |
| Severity | error |

JCS_KERNEL_RSD_LINK_DOWN

| | |
|---------------------------|--|
| System Log Message | Kernel RSD link is DOWN (<i>error-message</i>) |
| Description | The JCS process (jcsd) has disabled kernel RSD communication for the specified reason. |
| Type | Error: An error occurred |
| Severity | error |

JCS_KERNEL_RSD_LINK_ENABLED

| | |
|---------------------------|--|
| System Log Message | Kernel RSD link is ENABLED (<i>error-message</i>) |
| Description | The JCS process (jcsd) has verified the blade bay data and enabled kernel RSD communication. |
| Type | Event: This message reports an event, not an error |
| Severity | info |

JCS_MM_COMMUNICATION_ERROR

| | |
|---------------------------|--|
| System Log Message | MM communication error (<i>error-message</i>) |
| Description | The JCS process (jcsd) could not send an SNMP request to the Management Module because of the indicated error. |
| Type | Error: An error occurred |
| Severity | error |

JCS_MM_COMMUNICATION_OK

| | |
|---------------------------|---|
| System Log Message | MM communication is OK |
| Description | The JCS process (jcsd) has established a communication link with the Management Module. |
| Type | Event: This message reports an event, not an error |
| Severity | info |

JCS_PEER_BLADE_STATE

| | |
|---------------------------|---|
| System Log Message | Peer blade <i>slot</i> is <i>state</i> |
| Description | The JCS process (jcsd) detects a change of state for the indicated blade. |
| Type | Event: This message reports an event, not an error |
| Severity | info |

JCS_READ_BANDWIDTH_ERROR

| | |
|---------------------------|--|
| System Log Message | Read bandwidth error (<i>error-code</i>) |
|---------------------------|--|

Description The indicated error occurred when attempting to read the current switch bandwidth.

Type Error: An error occurred

Severity error

JCS_READ_BBD_ERROR

System Log Message Read blade bay data (error = *error-code*)

Description The indicated error occurred when attempting to read the current blade bay data via a sysctl call.

Type Error: An error occurred

Severity error

JCS_RSD_LINK_STATE

System Log Message Switch *slot* RSD link state is *state*

Description The JCS process (jcsd) detects a change of state for the RSD link of the indicated switch module.

Type Event: This message reports an event, not an error

Severity info

JCS_SWITCH_BANDWIDTH_CONFIG

System Log Message Switch *slot* bandwidth *value1* percent (*value2* Kbps)

Description The indicated JCS Switch Module has changed the bandwidth configuration to the specified value.

Type Event: This message reports an event, not an error

Severity info

JCS_SWITCH_COMMUNICATION_ERROR

System Log Message Switch *slot* communication error (*error-message*)

Description The JCS process (jcsd) could not send an SNMP request to the indicated Switch Module because of the indicated error.

Type Error: An error occurred

Severity error

JCS_SWITCH_COMMUNICATION_OK

System Log Message Switch *slot* communication is OK

Description The JCS process (jcsd) has established a communication link with the indicated Switch Module.

Type Event: This message reports an event, not an error
Severity info

Chapter 23

JADE System Log Messages

This chapter describes messages with the JADE prefix. They are generated by the JUNOScript authentication process (jade), which authenticates and checks authorization of client applications using the JUNOScript application programming interface (API).

JADE_ATTRIBUTES_TOO_LONG

| | |
|---------------------------|--|
| System Log Message | Attribute number or length in client <i>junoscript</i> tag was too large |
| Description | The JUNOScript client passed too many attributes in the initial <junoscript> tag, or the attributes were too long. |
| Type | Error: An error occurred |
| Severity | error |

JADE_AUTH_FAILURE

| | |
|---------------------------|---|
| System Log Message | Authentication failed for user ' <i>username</i> ' : <i>error-message</i> |
| Description | The username or password supplied by the client was incorrect. |
| Type | Error: An error occurred |
| Severity | notice |

JADE_AUTH_SUCCESS

| | |
|---------------------------|---|
| System Log Message | Authentication succeeded for user ' <i>username</i> ' |
| Description | The jade authentication process authenticated the indicated user. |
| Type | Event: This message reports an event, not an error |
| Severity | notice |

JADE_EXEC_ERROR

| | |
|---------------------------|--|
| System Log Message | CLI xml-mode exec error: <i>error-message</i> |
| Description | The JUNOScript authentication process (jade) could not start because of an internal error. |
| Type | Error: An error occurred |

Severity error

JADE_PAM_ERROR

System Log Message PAM error: *error-message*

Description The JUNOScript authentication process (jade) could not process the credentials supplied by the client.

Type Error: An error occurred

Severity error

JADE_PAM_NO_LOCAL_USER

System Log Message Unable to get local username from PAM: *error-message*

Description The JUNOScript authentication process (jade) could not obtain a local username while processing the credentials supplied by the client.

Type Error: An error occurred

Severity error

JADE_SOCKET_ERROR

System Log Message Socket operation '*operation*' failed: *error-message*

Description The indicated socket operation, initiated by the JUNOScript authentication process (jade), failed for the indicated reason.

Type Error: An error occurred

Severity error

Chapter 24

JSRPD System Log Messages

This chapter describes messages with the JSRPD prefix. They are generated by the Juniper Services Redundancy Protocol (jsrpd) process, which controls chassis clustering.

JSRPD_DAEMONIZE_FAILED

| | |
|---------------------------|--|
| System Log Message | Aborting, unable to run in the background as a daemon: <i>error-message</i> |
| Description | The jsrpd process (jsrpd) could not create a version of itself to run in the background as a daemon. |
| Type | Error: An error occurred |
| Severity | emergency |

JSRPD_DUPLICATE

| | |
|---------------------------|--|
| System Log Message | Another copy of this program is running |
| Description | An attempt to start the jsrpd process (jsrpd) failed because an instance of the process was already running. |
| Type | Error: An error occurred |
| Severity | error |

JSRPD_NOT_ROOT

| | |
|---------------------------|---|
| System Log Message | Must be run as root |
| Description | The user who attempted to start the JSRP process (jsrpd) was not the root user. |
| Type | Error: An error occurred |
| Severity | error |

JSRPD_PID_FILE_LOCK

| | |
|---------------------------|--|
| System Log Message | Unable to lock PID file: <i>error-message</i> |
| Description | The jsrpd process (jsrpd) attempted to lock the file that records its process ID (PID), which serves to prevent multiple instances of jsrpd from running simultaneously. The attempt failed. |

| | |
|-----------------|--------------------------|
| Type | Error: An error occurred |
| Severity | error |

JSRPD_PID_FILE_UPDATE

| | |
|---------------------------|--|
| System Log Message | Unable to update process PID file: <i>error-message</i> |
| Description | The jsrpd process (jsrpd) attempted to update the file that records its process ID (PID), which serves to prevent multiple instances of jsrpd from running simultaneously. The attempt failed. |
| Type | Error: An error occurred |
| Severity | error |

JSRPD_SOCKET_CREATION_FAILURE

| | |
|---------------------------|---|
| System Log Message | Socket creation (server) failed unexpectedly <i>error-message</i> . |
| Description | The jsrpd process (jsrpd) could not successfully create a socket. |
| Type | Error: An error occurred |
| Severity | error |

JSRPD_SOCKET_LISTEN_FAILURE

| | |
|---------------------------|--|
| System Log Message | Socket listen (server) failed unexpectedly. <i>error-message</i> |
| Description | The jsrpd process (jsrpd) could not successfully listen on a socket. |
| Type | Error: An error occurred |
| Severity | error |

JSRPD_SOCKET_RECV_HB_FAILURE

| | |
|---------------------------|---|
| System Log Message | Socket reception of heartbeat from failed unexpectedly <i>error-message</i> . |
| Description | The jsrpd process (jsrpd) could not successfully receive on a socket. |
| Type | Error: An error occurred |
| Severity | error |

JSRPD_USAGE

| | |
|---------------------------|---|
| System Log Message | Usage: jsrpd [-C] [-N] [-X] [-d debug-level] [-l] [-v] |
| Description | The jsrpd process (jsrpd) displayed the syntax statement for the 'jsrpd' command because the command was invoked incorrectly. |
| Type | Event: This message reports an event, not an error |
| Severity | error |

Chapter 25

KMD System Log Messages

This chapter describes messages with the KMD prefix. They are generated by the key management process (kmd), which provides IP Security (IPSec) authentication services for encryption Physical Interface Cards (PICs).

KMD_CFG_IF_ID_POOL_NOT_FOUND

| | |
|---------------------------|---|
| System Log Message | Unable to allocate logical interface for IPSec interface from pool <i>pool-name</i> : pool not found |
| Description | The key management process (kmd) maintains pools of logical interfaces for assignment to IP Security (IPSec) interfaces. It could not allocate a logical interface, because it could not access the indicated pool. |
| Type | Error: An error occurred |
| Severity | error |

KMD_CFG_IF_ID_POOL_NO_ENTRY

| | |
|---------------------------|---|
| System Log Message | Unable to return logical interface <i>interface-name.interface-unit</i> to pool <i>pool-name</i> : no entry in pool for interface |
| Description | The key management process (kmd) maintains pools of logical interfaces for assignment to IP Security (IPSec) interfaces. It could not return the indicated logical interface to the indicated pool, because there was no entry for the interface in the pool. |
| Type | Error: An error occurred |
| Severity | error |

KMD_CFG_IF_ID_POOL_NO_INTERFACE

| | |
|---------------------------|--|
| System Log Message | Unable to allocate logical interface for IPSec interface from pool <i>pool-name</i> : no interfaces available |
| Description | The key management process (kmd) maintains pools of logical interfaces for assignment to IP Security (IPSec) interfaces. It could not allocate a logical interface, because none were available in the indicated pool. |
| Type | Error: An error occurred |
| Severity | error |

KMD_CFG_IF_ID_POOL_RETURN_FAILED

| | |
|---------------------------|---|
| System Log Message | Unable to return logical interface to pool <i>pool-name</i> : pool not found |
| Description | The key management process (kmd) maintains pools of logical interfaces for assignment to IP Security (IPSec) interfaces. It could not return a logical interface to the indicated pool, because it could not access the pool. |
| Type | Error: An error occurred |
| Severity | error |

KMD_DPD_FAILOVER_MANUAL_TUNNEL

| | |
|---------------------------|--|
| System Log Message | Tunnel <i>tunnel-name</i> did not fail over: it is manual type |
| Description | An IP Security (IPSec) tunnel normally fails over to its backup when the key management process (kmd) detects a dead peer. Failover was not attempted for the indicated tunnel, which is configured as a manual type and so does not support failover. |
| Type | Error: An error occurred |
| Severity | error |

KMD_DPD_FAILOVER_MAX_ATTEMPTS

| | |
|---------------------------|--|
| System Log Message | Number of failover attempts exceeded limit <i>count</i> for tunnel <i>tunnel-name</i> |
| Description | An IP Security (IPSec) tunnel fails over to its backup when the key management process (kmd) detects a dead peer. The key management process (kmd) stopped making failover attempts for the indicated tunnel, because the number of attempts exceeded the indicated limit configured for Internet Key Exchange (IKE) Phase 1 negotiations. |
| Type | Error: An error occurred |
| Severity | error |
| Cause | Failover attempts can fail repeatedly if both the primary and backup peers are unreachable during the failover. |

KMD_DPD_FAILOVER_NO_ACTIVE_PEER

| | |
|---------------------------|---|
| System Log Message | Tunnel <i>tunnel-name</i> did not fail over: no active peer configured |
| Description | An IP Security (IPSec) tunnel normally fails over to its backup when the key management process (kmd) detects a dead peer. Failover was not attempted because the configuration for the indicated tunnel does not include information about an active peer. |
| Type | Error: An error occurred |
| Severity | error |

KMD_DPD_FAILOVER_NO_BACKUP_PEER

| | |
|---------------------------|---|
| System Log Message | Tunnel <i>tunnel-name</i> did not fail over: no backup peer configured |
| Description | An IP Security (IPSec) tunnel normally fails over to its backup when the key management process (kmd) detects a dead peer. A failover attempt failed when the kmd process found that the configuration for the indicated tunnel does not include information about a backup peer. |
| Type | Error: An error occurred |
| Severity | error |

KMD_DPD_FAILOVER_NO_TUNNEL_CFG

| | |
|---------------------------|--|
| System Log Message | Tunnel did not fail over: tunnel configuration not found |
| Description | An IP Security (IPSec) tunnel normally fails over to its backup when the key management process (kmd) detects a dead peer. Failover was not attempted because there was no configuration information for the tunnel. |
| Type | Error: An error occurred |
| Severity | error |

KMD_DPD_IKE_SERVER_NOT_FOUND

| | |
|---------------------------|---|
| System Log Message | Unable to send DPD reply to remote peer <i>remote-address:remote-port</i> : no IKE server instance for local peer <i>local-address:local-port</i> |
| Description | The key management process (kmd) could not retrieve the Internet Key Exchange (IKE) server instance referenced by the indicated local peer (address and port), so it could not reply to the indicated remote peer (address and port) from the local peer. |
| Type | Error: An error occurred |
| Severity | error |

KMD_DPD_INVALID_ADDRESS

| | |
|---------------------------|---|
| System Log Message | Unable to send DPD reply: local peer <i>local-address</i> ; remote peer <i>remote-address</i> |
| Description | One of the indicated peer addresses (local or remote) was invalid, so the key management process (kmd) could not send a dead peer detection (DPD) reply to the remote peer. |
| Type | Error: An error occurred |
| Severity | error |

KMD_DPD_INVALID_SEQUENCE_NUMBER

| | |
|---------------------------|--|
| System Log Message | Unable to send DPD reply: remote peer <i>remote-address:remote-port</i> provided invalid zero sequence number to local peer <i>local-address:local-port</i> |
| Description | The indicated remote peer (address and port) provided a zero sequence number, which is invalid, to the indicated local peer (address and port). As a result, the key |

management process (kmd) could not send a dead peer detection (DPD) reply to the remote peer.

Type Error: An error occurred
Severity error

KMD_DPD_NO_LOCAL_ADDRESS

System Log Message Unable to send DPD hello message from local peer *local-address/local-port*: address not found in instance *service-set*

Description The indicated service set did not include an entry for the indicated local peer (address and port), so the key management process (kmd) could not send a dead peer detection (DPD) hello message from that peer.

Type Error: An error occurred
Severity error

KMD_DPD_REMOTE_ADDRESS_CHANGED

System Log Message Remote peer address for tunnel *tunnel-name* changed from *old-address* to *new-address*

Description The remote peer address in the configuration for the indicated tunnel changed to a new value as indicated.

Type Event: This message reports an event, not an error
Severity notice

KMD_DPD_REMOTE_PEER_NOT_FOUND

System Log Message Unable to send DPD reply: DPD entry for remote peer *remote-address:remote-port* not found in IKE server instance *service-set*

Description The Internet Key Exchange (IKE) server instance for the indicated service set did not include an entry for the indicated remote peer (address and port), so the key management process (kmd) could not send a dead peer detection (DPD) reply.

Type Error: An error occurred
Severity error

KMD_DPD_UNEXPECTED_IKE_STATUS

System Log Message DPD reply to remote peer *remote-address:remote-port* failed with unexpected status *status* for IKE server instance *ike-instance*

Description A dead peer detection (DPD) reply sent to the indicated remote peer (address and port) failed and returned the indicated Internet Key Exchange (IKE) status code for the indicated IKE instance.

Type Error: An error occurred
Severity error

KMD_PM_AUTH_ALGORITHM_INVALID

| | |
|---------------------------|---|
| System Log Message | Invalid authentication algorithm <i>auth-algorithm-id</i> negotiated in transform <i>transform-id</i> for use by <i>protocol-name</i> in tunnel <i>tunnel-name</i> |
| Description | During Internet Key Exchange (IKE) Phase 2 negotiation of the indicated transform, the indicated authentication algorithm was chosen to be used by the indicated protocol (Authentication Header [AH] or Encapsulating Security Payload [ESP]) for the indicated tunnel. The algorithm is not a valid value, so the associated security association (SA) was not established. |
| Type | Error: An error occurred |
| Severity | error |

KMD_PM_DUPLICATE_LIFE_DURATION

| | |
|---------------------------|---|
| System Log Message | Duplicate SA life duration value given in Quick Mode notification from <i>remote-address:remote-port</i> |
| Description | The IKE Quick Mode notification message from the indicated remote gateway and remote port contains duplicate value for life duration. Hence Quick Mode notification payload is dropped. |
| Type | Error: An error occurred |
| Severity | error |

KMD_PM_DYNAMIC_SA_INSTALL_FAILED

| | |
|---------------------------|---|
| System Log Message | Unable to install dynamic SA for tunnel <i>tunnel-name</i> |
| Description | Installation of a dynamic security association (SA) failed for the indicated tunnel during Internet Key Exchange (IKE) Phase 2. |
| Type | Error: An error occurred |
| Severity | error |

KMD_PM_ENCRYPTION_INVALID

| | |
|---------------------------|---|
| System Log Message | Invalid encryption algorithm negotiated in transform <i>transform-id</i> for use by ESP in tunnel <i>tunnel-name</i> |
| Description | During Internet Key Exchange (IKE) Phase 2 negotiation of the indicated transform, an encryption algorithm was chosen to be used by the Encapsulating Security Payload (ESP) protocol for the indicated tunnel. The algorithm is not a valid value, so the associated security association (SA) was not installed to the data path. |
| Type | Error: An error occurred |
| Severity | error |

KMD_PM_IKE_SERVER_LOOKUP_FAILED

| | |
|---------------------------|--|
| System Log Message | No IKE server to connect Phase-1 to <i>remote-peer</i> |
|---------------------------|--|

Description The IKE Phase-1 negotiation with indicated remote gateway address failed because there is no corresponding IKE server running locally.

Type Error: An error occurred

Severity error

KMD_PM_IKE_SERVER_NOT_FOUND

System Log Message Failed to connect to *remote-address:remote-port* as there is no IKE server context available in instance *service-set*

Description There is no local IKE server context in the indicated service set, hence failed to send the SPI delete notification request.

Type Error: An error occurred

Severity error

KMD_PM_IKE_SRV_NOT_FOUND_CREATE

System Log Message Local peer *local-address:local-port* could not inform remote peer *remote-address:remote-port* of SA creation failure: IKE server not found

Description The key management process (kmd) could not connect to the indicated remote peer (address and port), because it could not locate a Internet Key Exchange (IKE) server for the indicated local peer (address and port). As a result, it could not notify the remote peer that a security association (SA) was not created.

Type Error: An error occurred

Severity error

KMD_PM_IKE_SRV_NOT_FOUND_DELETE

System Log Message Unable to notify remote peer *remote-address:remote-port* that SPI was deleted: no IKE server for service set *service-set*

Description The indicated service set did not have a local Internet Key Exchange (IKE) server context for the indicated remote peer (address and port). As a result, notification about deletion of a security parameter index (SPI) was not sent.

Type Error: An error occurred

Severity error

KMD_PM_ILLEGAL_REMOTE_GW_ID

System Log Message Aborting Phase-1 negotiation. Cannot initiate negotiation with invalid Phase-1 remote *remote-peer* in instance: *service-set*

Description The specified remote gateway identity is neither an IPv4 address nor an IPv6 address. Hence Phase-1 negotiation can not be started

Type Error: An error occurred

Severity error

KMD_PM_INCONSISTENT_P2_IDS

| | |
|---------------------------|---|
| System Log Message | Inconsistent phase-2 (IPsec) identities, local : initiator = <i>local-initiator</i> responder = <i>local-responder</i> remote : initiator = <i>remote-initiator</i> responder = <i>remote-responder</i> |
| Description | Initiator and responder identities at the local end are inconsistent with the remote peer's identities. Quick Mode negotiation is aborted. |
| Type | Error: An error occurred |
| Severity | error |

KMD_PM_INVALID_LIFE_TYPE

| | |
|---------------------------|---|
| System Log Message | Invalid life type <i>units-type</i> found in the Quick Mode notification from <i>remote-address:remote-port</i> |
| Description | The IKE Quick Mode notification message from the indicated remote gateway and remote port contains invalid life type. Second and Kilobytes are the only supported life types currently. Hence Quick Mode notification payload is dropped. |
| Type | Error: An error occurred |
| Severity | error |

KMD_PM_KEY_NOT_SUPPORTED

| | |
|---------------------------|--|
| System Log Message | Key type <i>type</i> not supported |
| Description | The key management process (kmd) retrieved a key of the indicated type during Internet Key Exchange (IKE) Phase 1. The key type is not one of the supported types, which are public/private and preshared. |
| Type | Error: An error occurred |
| Severity | error |

KMD_PM_LIFETIME_DUPLICATE

| | |
|---------------------------|---|
| System Log Message | Phase 2 lifetime notification message from remote peer <i>remote-address:remote-port</i> specified duplicate duration |
| Description | During Internet Key Exchange (IKE) Phase 2 negotiation, the indicated remote peer (address and port) sent a lifetime notification message that specified a duplicate value for the security association (SA) lifetime duration. As a result, the key management process (kmd) discarded the notification message. |
| Type | Error: An error occurred |
| Severity | error |

KMD_PM_LIFETIME_LENGTH_UNEQUAL

| | |
|---------------------------|---|
| System Log Message | Phase 2 lifetime notification message from remote peer <i>remote-address:remote-port</i> had unequal payload length |
|---------------------------|---|

Description During Internet Key Exchange (IKE) Phase 2 negotiation, the indicated remote peer (address and port) sent a lifetime notification message with an unequal payload length. As a result, the key management process (kmd) discarded the notification message.

Type Error: An error occurred

Severity error

KMD_PM_LIFETIME_NO_DURATION

System Log Message Phase 2 lifetime notification message from remote peer *remote-address:remote-port* did not define duration

Description During Internet Key Exchange (IKE) Phase 2 negotiation, the indicated remote peer (address and port) sent a lifetime notification message that did not specify a duration for the security association (SA) lifetime. As a result, the key management process (kmd) discarded the notification message.

Type Error: An error occurred

Severity error

KMD_PM_LIFETIME_TYPE_UNDEFINED

System Log Message Phase 2 lifetime notification message from remote peer *remote-address:remote-port* did not specify life type

Description During Internet Key Exchange (IKE) Phase 2 negotiation, the indicated remote peer (address and port) sent a lifetime notification message that did not specify a life type, making it impossible to determine the lifetime duration for the corresponding security association (SA). As a result, the key management process (kmd) discarded the notification message.

Type Error: An error occurred

Severity error

KMD_PM_LIFETIME_UNITS_INVALID

System Log Message Phase 2 lifetime notification message from remote peer *remote-address:remote-port* specified invalid units type *units-type*

Description During Internet Key Exchange (IKE) Phase 2 negotiation, the indicated remote peer (address and port) sent a lifetime notification message that specified the indicated type of units for the security association (SA) lifetime. The type is invalid (the acceptable units are seconds and kilobytes). As a result, the key management process (kmd) discarded the notification message.

Type Error: An error occurred

Severity error

KMD_PM_NEW_GROUP_UNSUPPORTED

System Log Message New Group mode not supported

| | |
|--------------------|---|
| Description | Internet Key Exchange (IKE) New Group mode is not supported, so an attempt to start New Group negotiation failed. |
| Type | Error: An error occurred |
| Severity | error |

KMD_PM_NO_LIFETIME

| | |
|---------------------------|--|
| System Log Message | Duplicate life time payloads present in the notification from <i>remote-address:remote-port</i> . Dropping the notification. |
| Description | The IKE Quick Mode notification message from the indicated remote gateway and remote port contains two life type fields and there is no life duration field. Quick Mode notification is being dropped since it has insufficient information about life duration. |
| Type | Error: An error occurred |
| Severity | error |

KMD_PM_NO_LIFE_TYPE

| | |
|---------------------------|---|
| System Log Message | Quick mode notification from <i>remote-address:remote-port</i> contains lifetime duration without corresponding SA lifetime payload. |
| Description | The IKE Quick Mode notification message from the indicated remote gateway and remote port does not contain life type, hence existing life duration cannot be interpreted to be of a particular life type. Quick Mode notification payload is dropped. |
| Type | Error: An error occurred |
| Severity | error |

KMD_PM_NO_PROPOSAL_FOR_PHASE1

| | |
|---------------------------|--|
| System Log Message | Aborting Phase-1 negotiation. No proposal found to initiate negotiation between local: <i>local-peer</i> and remote <i>remote-peer</i> in instance: <i>service-set</i> |
| Description | It is not possible to start the Phase-1 negotiation to the indicated remote gateway because there is no proposal present. |
| Type | Error: An error occurred |
| Severity | error |

KMD_PM_NO_SPD_PHASE1_FUNC_PTR

| | |
|---------------------------|---|
| System Log Message | Phase-1 SPD handler is not registered in instance: <i>service-set</i> |
| Description | Phase-1 negotiation can not be initiated as initialization function failed. |
| Type | Error: An error occurred |
| Severity | error |

KMD_PM_P1_POLICY_LOOKUP_FAILURE

| | |
|---------------------------|--|
| System Log Message | Policy lookup for Phase-1 [<i>negotiation-role</i>] failed for p1_local = <i>local-peer</i> p1_remote = <i>remote-peer</i> |
| Description | The IKE Phase-1 negotiation with the indicated remote gateway address failed because there is no IKE policy configured for use against the indicated remote gateway. |
| Type | Error: An error occurred |
| Severity | error |

KMD_PM_P2_POLICY_LOOKUP_FAILURE

| | |
|---------------------------|--|
| System Log Message | Policy lookup for Phase-2 [<i>negotiation-role</i>] failed for p1_local = <i>local-peer</i> p1_remote = <i>remote-peer</i> p2_local = <i>local-prefix</i> p2_remote = <i>remote-prefix</i> |
| Description | The IKE Phase-2 negotiation with the indicated remote gateway address failed because the traffic selectors proposed by the remote gateway address do not match any of the policies configured for the indicated local gateway address. The proposed traffic selectors are indicated by the Phase-2 local and remote IP prefixes. |
| Type | Error: An error occurred |
| Severity | error |

KMD_PM_PHASE1_GROUP_UNREADABLE

| | |
|---------------------------|--|
| System Log Message | Unable to read group attributes from IKE Phase 1 proposal |
| Description | The key management process (kmd) could not read the information in an Internet Key Exchange (IKE) Phase 1 proposal about the Diffie-Hellman (DH) group to use. |
| Type | Error: An error occurred |
| Severity | error |

KMD_PM_PHASE1_GROUP_UNSPECIFIED

| | |
|---------------------------|--|
| System Log Message | Used DH group 1 because Phase 1 proposal did not specify group |
| Description | The key management process (kmd) assigned Diffie-Hellman (DH) group 1 to an Internet Key Exchange (IKE) Phase 1 proposal because no group was specified. |
| Type | Event: This message reports an event, not an error |
| Severity | error |

KMD_PM_PHASE1_IKE_SRV_NOT_FOUND

| | |
|---------------------------|---|
| System Log Message | Unable to perform Phase 1 negotiation with remote peer <i>remote-peer</i> : no local IKE server |
| Description | The key management process (kmd) could not locate an Internet Key Exchange (IKE) server for the local peer. As a result, IKE Phase 1 negotiation failed with the indicated remote peer. |

Type Error: An error occurred
Severity error

KMD_PM_PHASE1_NO_IDENTITIES

System Log Message Unable to begin Phase 1 negotiation for local peer *service-set* and remote peer *local-peer* in instance *remote-peer*

Description Internet Key Exchange (IKE) Phase 1 negotiation did not begin, because either the local peer or remote peer was undefined for the indicated service set.

Type Error: An error occurred
Severity error

KMD_PM_PHASE1_NO_SPD_HANDLER

System Log Message No Phase 1 SPD handler registered for service set *service-set*

Description A security policy database (SPD) handler is not registered for the indicated service set. As a result, Internet Key Exchange (IKE) Phase 1 negotiation did not begin.

Type Error: An error occurred
Severity error

KMD_PM_PHASE1_POLICY_LOOKUP_FAIL

System Log Message Unable to retrieve Phase 1 policy from *negotiation-role* (local peer *local-peer*, remote peer *remote-peer*)

Description The key management process (kmd) could not retrieve a policy from the indicated participant to use during Internet Key Exchange (IKE) Phase 1 negotiation between the indicated local and remote peers.

Type Error: An error occurred
Severity error

KMD_PM_PHASE1_POLICY_NOT_FOUND

System Log Message Unable to find policy for Phase 1 negotiation between local peer *local-peer* and remote peer *remote-peer* in service set *service-set*

Description The key management process (kmd) could not retrieve a policy for Internet Key Exchange (IKE) Phase 1 negotiation between the indicated local and remote peers in the indicated service set. As a result, Phase 1 did not begin.

Type Error: An error occurred
Severity error

KMD_PM_PHASE1_POLICY_SEARCH_FAIL

System Log Message No ike-policy found for ike-access-profile: *access-profile*, instance: *service-set*

Description The key management process (kmd) could not retrieve the Phase 1 policy referenced by the indicated Internet Key Exchange (IKE) access profile for the indicated dynamic-endpoint service set.

Type Error: An error occurred

Severity error

KMD_PM_PHASE1_PROTO_INVALID

System Log Message Phase 1 transform specified invalid protocol *received-value* instead of SSH_IKE_PROTOCOL_ISAKMP (*expected-value*)

Description The indicated protocol in a transform negotiated during Internet Key Exchange (IKE) Phase 1 is not a valid value. The only valid value is the Internet Security Association and Key Management Protocol (ISAKMP). The key management process (kmd) rejected the transform.

Type Error: An error occurred

Severity error

KMD_PM_PHASE1_PROTO_NOT_ISAKMP

System Log Message Protocol in IKE Phase 1 proposal was not ISAKMP as expected

Description The protocol in an Internet Key Exchange (IKE) Phase 1 proposal was not the expected value, which is the Internet Security Association and Key Management Protocol (ISAKMP).

Type Error: An error occurred

Severity error

KMD_PM_PHASE1_PROTO_TWICE

System Log Message Phase 1 transform included protocol *protocol-id* twice

Description A transform negotiated during Internet Key Exchange (IKE) Phase 1 specified the indicated protocol twice, which is invalid. The key management process (kmd) rejected the transform.

Type Error: An error occurred

Severity error

KMD_PM_PHASE1_TXFORM_INCOMPLETE

System Log Message Phase 1 transform was missing mandatory attributes

Description A transform negotiated during Internet Key Exchange (IKE) Phase 1 did not include values for all attributes. One or more the following was missing: the authentication algorithm, encryption algorithm, or Diffie-Hellman group. The key management process (kmd) rejected the transform.

Type Error: An error occurred

Severity error

KMD_PM_PHASE1_TXFORM_INVALID

System Log Message Phase 1 transform specified invalid transform ID *received-value* instead of *expected-value*

Description The indicated identifier for a transform negotiated during Internet Key Exchange (IKE) Phase 1 is not the indicated expected value. The key management process (kmd) rejected the transform.

Type Error: An error occurred

Severity error

KMD_PM_PHASE2_IDENTITY_MISMATCH

System Log Message Phase 2 identities did not match: local initiator *local-initiator*, responder *local-responder*; remote initiator *remote-initiator*, responder *remote-responder*

Description The indicated initiator and responder identities defined by the local peer did not match the indicated identities defined by the remote peer. The key management process (kmd) canceled Internet Key Exchange (IKE) Phase 2 negotiation.

Type Error: An error occurred

Severity error

KMD_PM_PHASE2_NOTIF_UNKNOWN

System Log Message Unknown Phase 2 notification *notification-name* (type *notification-type*, size *length* bytes) from *remote-address:remote-port* for protocol *protocol-id* (SPI(*size*) = *data*)

Description The indicated Internet Key Exchange (IKE) Phase 2 notification message from the indicated remote peer (address and port) is a type that the key management process (kmd) does not support. As a result, the kmd process discarded the message and Phase 2 negotiation failed.

Type Error: An error occurred

Severity error

KMD_PM_PHASE2_POLICY_LOOKUP_FAIL

System Log Message Unable to retrieve policy for Phase 2 from *negotiation-role* (Phase 1 local peer *local-peer*, remote peer *remote-peer*; Phase 2 local peer *local-prefix*, remote peer *remote-prefix*)

Description The key management process (kmd) could not retrieve a policy from the indicated participant to use during Internet Key Exchange (IKE) Phase 2 negotiation for the indicated local and remote peers. The traffic selectors proposed by the remote peer (represented by the indicated Phase 2 IP prefixes) do not match any local peer policies.

Type Error: An error occurred

Severity error

KMD_PM_PHASE2_SELECTOR_UNDEFINED

| | |
|---------------------------|---|
| System Log Message | Unable to start Phase 2: No traffic-selector addresses defined for SA <i>sa-name</i> |
| Description | The configuration for the indicated security association (SA) did not include the information about local and remote traffic selectors required for Internet Key Exchange (IKE) Phase 2, so that phase did not begin. |
| Type | Error: An error occurred |
| Severity | error |

KMD_PM_PROPOSAL_NO_AUTH

| | |
|---------------------------|---|
| System Log Message | AH proposal did not define authentication algorithm |
| Description | An Internet Key Exchange (IKE) Phase 2 proposal did not define the authentication algorithm for the Authentication Header (AH) protocol to use. The key management process (kmd) rejected the proposal. |
| Type | Error: An error occurred |
| Severity | error |

KMD_PM_PROPOSAL_NO_ENCRYPTION

| | |
|---------------------------|---|
| System Log Message | ESP proposal did not define encryption algorithm |
| Description | An Internet Key Exchange (IKE) Phase 2 proposal did not define the encryption algorithm for the Encapsulating Security Payload (ESP) protocol to use. The key management process (kmd) rejected the proposal. |
| Type | Error: An error occurred |
| Severity | error |

KMD_PM_PROPOSAL_NO_KEY_LENGTH

| | |
|---------------------------|--|
| System Log Message | Phase 2 proposal did not specify length for variable key-length cipher <i>cipher</i> |
| Description | An Internet Key Exchange (IKE) Phase 2 proposal did not define the key length for the indicated variable-length cipher. As a result, the key management process (kmd) rejected the proposal. |
| Type | Error: An error occurred |
| Severity | error |

KMD_PM_PROPOSAL_NULL_ESP

| | |
|---------------------------|---|
| System Log Message | ESP was negotiated with null encryption and authentication |
| Description | Encapsulating Security Payload (ESP) was negotiated as the protocol During Internet Key Exchange (IKE) Phase 2, but no values were negotiated for the authentication and encryption algorithms. As a result, the key management process (kmd) rejected the transform. |

Type Error: An error occurred
Severity error

KMD_PM_PROPOSAL_PROTOCOL_INVALID

System Log Message Protocol *protocol-id* in Phase 2 proposal was invalid (was not AH or ESP)

Description An Internet Key Exchange (IKE) Phase 2 proposal specified the indicated protocol, which is invalid. The acceptable protocols are Authentication Header (AH) and Encapsulating Security Payload (ESP). The key management process (kmd) rejected the proposal.

Type Error: An error occurred
Severity error

KMD_PM_PROTO_INVALID

System Log Message Invalid protocol *protocol-id* was negotiated for SA *sa-name*

Description During Internet Key Exchange (IKE) Phase 2, the indicated protocol was chosen for the indicated security association (SA). It is not a valid value, so the SA was not established.

Type Error: An error occurred
Severity error

KMD_PM_PROTO_IPCOMP_UNSUPPORTED

System Log Message Unsupported IPComp protocol was negotiated for SA *sa-name*

Description During Internet Key Exchange (IKE) Phase 2, the IP Payload Compression Protocol (IPComp) was chosen for the indicated security association (SA). IPComp is not supported, so the SA was not established.

Type Error: An error occurred
Severity error

KMD_PM_PROTO_ISAKMP_RESV_UNSUPP

System Log Message Unsupported protocol ISAKMP or RESERVED was negotiated for SA *sa-name*

Description During Internet Key Exchange (IKE) Phase 2, either Internet Security Association and Key Management Protocol (ISAKMP) or the value RESERVED was chosen as the protocol for the indicated security association (SA). They are not supported values, so the SA was not established.

Type Error: An error occurred
Severity error

KMD_PM_PROTO_NOT_NEGOTIATED

System Log Message No protocol negotiated for SA *sa-name*

Description While verifying the results of Internet Key Exchange (IKE) Phase 2, the key management process (kmd) determined that no protocol was negotiated for the indicated security association (SA). The SA was not established.

Type Error: An error occurred

Severity error

KMD_PM_REMOTE_PEER_INVALID

System Log Message Phase 1 negotiation failed: remote address *remote-peer* in instance *service-set* is invalid

Description Internet Key Exchange (IKE) Phase 1 negotiation failed because the indicated remote peer address in the indicated service set is not a valid IP version 4 (IPv4) or IP version 6 (IPv6) address.

Type Error: An error occurred

Severity error

KMD_PM_SA_CFG_NOT_FOUND

System Log Message Unable to install negotiated Phase 2 values: SA *sa-name* configuration not found

Description The key management process (kmd) could not retrieve configuration information for the indicated security association (SA), and so could not record the values that were negotiated for the SA during Internet Key Exchange (IKE) Phase 2. The SA was not established.

Type Error: An error occurred

Severity error

KMD_PM_SA_DELETE_REJECT

System Log Message Rejected SA deletion request for service set *service-set*: SPI size (*size*) is not 4 (local peer *local-address:local-port*, remote peer *remote-address:remote-port*)

Description The key management process (kmd) discarded a message that requested deletion of a security association (SA) between the indicated local peer (address and port) and remote peer (address and port), because the indicated size of the associated Security Parameter Index (SPI) was not as expected. As a result, the SA was not deleted.

Type Error: An error occurred

Severity error

KMD_PM_SA_INDEX_GEN_FAILED

System Log Message Unable to generate pair index for SA *sa-name* in service set *service-set*

Description The key management process (kmd) could not generate a pair index for the indicated security association (SA) in the indicated service set. The kmd process canceled Internet Key Exchange (IKE) Phase 2 negotiation.

Type Error: An error occurred
Severity error

KMD_PM_SA_PEER_ABSENT

System Log Message No active peer found in tunnel configuration block *sa-name*
Description Failed to find active peer information in the tunnel configuration block. Hence unable to send SA delete notifications to the peer.
Type Error: An error occurred
Severity error

KMD_PM_SA_PEER_NOT_FOUND

System Log Message Unable to find active peer for SA *sa-name*
Description The key management process (kmd) could not retrieve information about an active peer from the configuration for the indicated security association (SA). As a result, it could not notify peers that an SA was deleted.
Type Error: An error occurred
Severity error

KMD_PM_SPI_DELETE_REJECT

System Log Message IKE Phase-2 delete:In instance *service-set* rejecting request to delete SPI size *sizeu* != 4 Local gateway *local-address:local-port*, Remote gateway *remote-address:remote-port*
Description The SPI size in the delete notification is invalid. Hence delete request is rejected. Quick Mode notification payload is dropped.
Type Error: An error occurred
Severity error

KMD_PM_UNEQUAL_PAYLOAD_LENGTH

System Log Message Inconsistent payload lengths in Quick Mode responder life time notification from *remote-address:remote-port*
Description IKE Quick Mode notification is dropped because of unequal payload length received in the message.
Type Error: An error occurred
Severity error

KMD_PM_UNINITIALISE_ERROR

System Log Message Invalid policy managerhandle to uninitialized *service-set*

| | |
|--------------------|--|
| Description | Failed to uninitialize the Policy manager object while deleting the indicated service set. |
| Type | Error: An error occurred |
| Severity | error |

KMD_PM_UNINITIALIZE_FAILED

| | |
|---------------------------|--|
| System Log Message | Unable to uninitialize service set <i>service-set</i> : invalid policy manager handle |
| Description | The key management process could not delete the indicated service set, because lack of a valid handle prevented the kmd process from uninitializing the policy manager object for the service set. |
| Type | Error: An error occurred |
| Severity | error |

KMD_PM_UNKNOWN_P1_IDENTITIES

| | |
|---------------------------|--|
| System Log Message | Failed to initiate the Phase-1 negotiation for local: <i>local-peer</i> and remote: <i>remote-peer</i> in instance: <i>service-set</i> |
| Description | Phase-1 negotiation can not be started because either the local gateway identity or the remote gateway identity is unknown. |
| Type | Error: An error occurred |
| Severity | error |

KMD_PM_UNKNOWN_PHASE2_ENTITIES

| | |
|---------------------------|---|
| System Log Message | No Phase-2 entities present in tunnel configuration block <i>sa-name</i> |
| Description | Unable to initiate Phase-2 negotiation because of unknown local and remote traffic selectors in the indicated security association configuration block. For Adaptive Service PIC, the security association configuratin block refers to the tunnel configured under a service set with a given rule name and term name. |
| Type | Error: An error occurred |
| Severity | error |

KMD_PM_UNKNOWN_QM_NOTIFICATION

| | |
|---------------------------|--|
| System Log Message | Unknown Quick mode notification <i>notification-name</i> (<i>notification-type</i>) (size <i>length</i> bytes) from <i>remote-address:remote-port</i> for protocol = <i>protocol-idd</i> spi(<i>sizeu</i>) = <i>data</i> |
| Description | The notification message sent by the indicated remote gateway and remote port is not recognized. Hence Quick Mode notification payload is dropped. |
| Type | Error: An error occurred |
| Severity | error |

KMD_PM_UNSUPPORTED_KEY

| | |
|---------------------------|--|
| System Log Message | Key type = <i>type</i> , not supported |
| Description | The specified key type is unsupported. Public/Private and Pre-shared key are the only types supported presently. |
| Type | Error: An error occurred |
| Severity | error |

KMD_PM_UNSUPPORTED_MODE

| | |
|---------------------------|--|
| System Log Message | New group mode not supported currently |
| Description | The IKE New Group mode negotiations failed, because this is not a supported feature currently. |
| Type | Error: An error occurred |
| Severity | error |

KMD_SNMP_EXTRA_RESPONSE

| | |
|---------------------------|--|
| System Log Message | PIC <i>pic-slot</i> sent additional response after reply to SNMP query: <i>error-message</i> |
| Description | The indicated Physical Interface Card (PIC) sent an additional unexpected message after it responded to a request from the key management process (kmd) for Simple Network Management Protocol (SNMP) statistics about IP Security (IPSec) security associations (SAs). As a result, the kmd process discarded the initial response. |
| Type | Error: An error occurred |
| Severity | error |

KMD_SNMP_FATAL_ERROR

| | |
|---------------------------|--|
| System Log Message | Fatal SNMP error occurred: <i>error-message</i> |
| Description | The key management process (kmd) could not retrieve Simple Network Management Protocol (SNMP) statistics about IP Security (IPSec) security associations (SAs), because the indicated fatal SNMP error occurred. |
| Type | Error: An error occurred |
| Severity | error |

KMD_SNMP_IKE_SERVER_NOT_FOUND

| | |
|---------------------------|---|
| System Log Message | Unable to fulfill SNMP request: could not fetch IKE server context for service set <i>service-set</i> |
| Description | The key management process (kmd) could not retrieve the Internet Key Exchange (IKE) server context for the indicated service set. As a result, it could not process a request for Simple Network Management Protocol (SNMP) statistics. |
| Type | Error: An error occurred |

Severity error

KMD_SNMP_MALLOC_FAILED

System Log Message Unable to allocate memory for reply buffer; SNMP query to PIC *pic-slot* failed

Description The key management process (kmd) could not allocate memory for the buffer it uses to store Simple Network Management Protocol (SNMP) statistics about IP Security (IPSec) security associations (SAs). As a result, it could not retrieve statistics from the indicated Physical Interface Card (PIC).

Type Error: An error occurred

Severity error

KMD_SNMP_PIC_CONNECTION_FAILED

System Log Message Unable to connect to PIC *pic-slot*; SNMP query failed

Description The key management process (kmd) could not open a connection to the indicated Physical Interface Card (PIC). As a result, it could not retrieve Simple Network Management Protocol (SNMP) statistics about IP Security (IPSec) security associations (SAs).

Type Error: An error occurred

Severity error

KMD_SNMP_PIC_NO_RESPONSE

System Log Message PIC *pic-slot* did not respond to SNMP query: *error-message*

Description The indicated Physical Interface Card (PIC) did not respond to a request from the key management process (kmd) for Simple Network Management Protocol (SNMP) statistics about IP Security (IPSec) security associations (SAs).

Type Error: An error occurred

Severity error

KMD_SNMP_PIC_SLOT_NOT_FOUND

System Log Message Unable to retrieve slot information for PIC *pic-slot*; SNMP query failed

Description The key management process (kmd) could not retrieve information about the slot housing the indicated Physical Interface Card (PIC). As a result, it could not retrieve Simple Network Management Protocol (SNMP) statistics about IP Security (IPSec) security associations (SAs) from the PIC.

Type Error: An error occurred

Severity error

KMD_VPN_DFBIT_STATUS_MSG

System Log Message The DF-BIT for VPN *vpn-name* has been set to *argument*.

| | |
|--------------------|--|
| Description | VPN DF bit status has been set. |
| Type | Event: This message reports an event, not an error |
| Severity | info |

KMD_VPN_DOWN_ALARM_USER

| | |
|---------------------------|---|
| System Log Message | VPN <i>vpn-name</i> from <i>remote-address</i> is down. |
| Description | Notification to user that VPN monitor detects IPsec SA is down. |
| Type | Event: This message reports an event, not an error |
| Severity | info |

KMD_VPN_UP_ALARM_USER

| | |
|---------------------------|---|
| System Log Message | VPN <i>vpn-name</i> from <i>remote-address</i> is up. |
| Description | Notification to user that VPN monitor detects IPsec SA is up. |
| Type | Event: This message reports an event, not an error |
| Severity | info |

Chapter 26

L2ALD System Log Messages

This chapter describes messages with the L2ALD prefix. They are generated by the Layer 2 address learning process (l2ald), which supports the dynamic acquisition of information about media access control (MAC) addresses in a Layer 2 bridge environment.

L2ALD_FLOOD_NH_LIMIT_REACHED

| | |
|---------------------------|--|
| System Log Message | Limit on components reached for flood next hop for routing instance ' <i>routing-instance</i> ', domain ' <i>bridge-domain:vlan-id</i> ' |
| Description | The limit on the number of logical interfaces for a flood next hop was reached for the indicated routing instance and bridging domain. Only a subset of new interfaces were added to the next hop. |
| Type | Event: This message reports an event, not an error |
| Severity | error |

L2ALD_GENCFG_OP_FAILED

| | |
|---------------------------|--|
| System Log Message | Unable to complete gencfg operation <i>operation</i> (major <i>type</i> , minor <i>subtype</i>): <i>error-message</i> |
| Description | The Layer 2 address learning process (l2ald) could not send Layer 2 forwarding-related information to the Packet Forwarding Engines, because the indicated operation failed during configuration generation. |
| Type | Error: An error occurred |
| Severity | error |
| Action | Contact your technical support representative. |

L2ALD_IPC_MESSAGE_ERROR

| | |
|---------------------------|---|
| System Log Message | Message (type <i>message-type</i> , subtype <i>message-subtype</i> , opcode <i>message-opcode</i>) received with error <i>error-message</i> |
| Description | The Layer 2 address learning process (l2ald) detected an error in an interprocess communication (IPC) message with the indicated characteristics. |
| Type | Error: An error occurred |
| Severity | error |

Action Contact your technical support representative.

L2ALD_IPC_MESSAGE_INVALID

System Log Message Invalid message received (message type *message*, subtype *message-type*): *message-subtype*

Description The Layer 2 address learning process (l2ald) received a message with the indicated characteristics. The message was invalid for the indicated reason.

Type Error: An error occurred

Severity error

Action Contact your technical support representative.

L2ALD_IPC_MESSAGE_SEND_FAILED

System Log Message Unable to send IPC message to *peer-name identifier*

Description The Layer 2 address learning process (l2ald) could not send an interprocess communication (IPC) message to the indicated Layer 2 peer.

Type Error: An error occurred

Severity warning

Action Contact your technical support representative.

L2ALD_IPC_PIPE_WRITE_ERROR

System Log Message Unable to write on pipe: *error-message*

Description The Layer 2 address learning process (l2ald) could not write to an interprocess communication (IPC) pipe for the indicated reason.

Type Error: An error occurred

Severity error

Cause One possible reason is that there was no reader for the pipe.

Action Contact your technical support representative.

L2ALD_MAC_LIMIT_REACHED_BD

System Log Message Limit on learned MAC addresses reached for routing instance '*routing-instance*', domain '*bridge-domain:vlan-id*'; current count is *count*

Description The Layer 2 address learning process (l2ald) stopped adding addresses to the MAC address table that were learned by interfaces in the indicated bridging domain, because the indicated count of learned addresses exceeds the configured or default limit for the bridge-domain.

Type Event: This message reports an event, not an error

| | |
|-----------------|--|
| Severity | error |
| Action | Increase the limit on addresses learned by interfaces in the bridge domain, by increasing the value of the 'interface-mac-limit' statement at the [edit routing-instances <routing-instance-name> bridge-domains <bridge-domain-name> bridge-options] hierarchy level. |

L2ALD_MAC_LIMIT_REACHED_GLOBAL

| | |
|---------------------------|--|
| System Log Message | Global limit on learned MAC addresses reached; current count is <i>count</i> |
| Description | The Layer 2 address learning process (l2ald) stopped adding addresses to the MAC address table, because the indicated count of learned addresses exceeds the limit for the router. |
| Type | Event: This message reports an event, not an error |
| Severity | error |
| Action | Increase the limit on addresses learned by the interfaces on the router by increasing the value of the 'global-mac-limit' statement at the [edit protocols l2-learning] hierarchy level. |

L2ALD_MAC_LIMIT_REACHED_IF

| | |
|---------------------------|---|
| System Log Message | Limit on learned MAC addresses reached for <i>interface-name</i> ; current count is <i>count</i> |
| Description | The Layer 2 address learning process (l2ald) stopped adding addresses to the MAC address table that were learned by the indicated interface, because the indicated count of learned addresses exceeds the limit configured for the interface. |
| Type | Event: This message reports an event, not an error |
| Severity | error |
| Action | Increase the limit on addresses learned by the interface by increasing the value of the 'interface-mac-limit' statement at the appropriate location under the [edit routing-instances <routing-instance-name> bridge-domains <bridge-domain-name> bridge-options] or the [edit routing-instances <routing-instance-name> protocols vpls] hierarchy level. |

L2ALD_MAC_LIMIT_REACHED_IFBD

| | |
|---------------------------|---|
| System Log Message | Limit on learned MAC addresses reached for <i>interface-name</i> ; current count is <i>count</i> |
| Description | The Layer 2 address learning process (l2ald) stopped adding addresses to the MAC address table that were learned by the indicated interface:vlan-id, because the indicated count of learned addresses exceeds the limit configured for the interface:vlan-id. |
| Type | Event: This message reports an event, not an error |
| Severity | error |
| Action | Increase the limit on addresses learned by the interface by increasing the value of the 'interface-mac-limit' statement at the appropriate location under the [edit |

routing-instances <routing-instance-name> bridge-domains <bridge-domain-name> bridge-options] or the [edit routing-instances <routing-instance-name> protocols vpls] hierarchy level.

L2ALD_MAC_LIMIT_REACHED_RTT

| | |
|---------------------------|--|
| System Log Message | Limit on learned MAC addresses reached for routing instance ' <i>routing-instance</i> '; current count is <i>count</i> |
| Description | The Layer 2 address learning process (l2ald) stopped adding addresses to the MAC address table that were learned by interfaces in the indicated routing instance, because the indicated count of learned addresses exceeds the configured or default limit for the routing-instance. |
| Type | Event: This message reports an event, not an error |
| Severity | error |
| Action | Increase the limit on addresses learned by interfaces in the routing-instance, by increasing the value of the 'interface-mac-limit' statement at the [edit routing-instances <routing-instance-name> protocol l2-learning] or the [edit routing-instances <routing-instance-name> protocols vpls] hierarchy level. |

L2ALD_MAC_LIMIT_RESET_BD

| | |
|---------------------------|--|
| System Log Message | Resumed adding MAC addresses learned from routing instance ' <i>routing-instance</i> ', domain ' <i>bridge-domain:vlan-id</i> '; current count is <i>count</i> |
| Description | The Layer 2 address learning process (l2ald) resumed adding addresses to the MAC address table that were learned by interfaces in the indicated bridging domain, because the indicated count of learned addresses no longer exceeds the limit configured for the domain. |
| Type | Event: This message reports an event, not an error |
| Severity | error |
| Cause | The probable reason that the count of addresses went below the limit is that addresses in the table reached the age limit and were removed. |

L2ALD_MAC_LIMIT_RESET_GLOBAL

| | |
|---------------------------|--|
| System Log Message | Resumed adding MAC addresses for router; current count is <i>count</i> |
| Description | The Layer 2 address learning process (l2ald) resumed adding addresses to the MAC address table, because the indicated count of learned addresses no longer exceeds the configured limit. |
| Type | Event: This message reports an event, not an error |
| Severity | error |
| Cause | The probable reason that the count of addresses went below the limit is that addresses in the table reached the age limit and were removed. |

L2ALD_MAC_LIMIT_RESET_IF

| | |
|---------------------------|---|
| System Log Message | Resumed adding MAC addresses learned by <i>interface-name</i> ; current count is <i>count</i> |
| Description | The Layer 2 address learning process (l2ald) resumed adding addresses to the MAC address table that were learned by the indicated interface, because the indicated count of learned addresses no longer exceeds the limit configured for the interface. |
| Type | Event: This message reports an event, not an error |
| Severity | error |
| Cause | The probable reason that the count of addresses went below the limit is that addresses in the table reached the age limit and were removed. |

L2ALD_MAC_LIMIT_RESET_RTT

| | |
|---------------------------|--|
| System Log Message | Resumed adding MAC addresses learned from routing instance ' <i>routing-instance</i> '; current count is <i>count</i> |
| Description | The Layer 2 address learning process (l2ald) resumed adding addresses to the MAC address table that were learned by interfaces in the indicated bridging domain, because the indicated count of learned addresses no longer exceeds the limit configured for the instance. |
| Type | Event: This message reports an event, not an error |
| Severity | error |
| Cause | The probable reason that the count of addresses went below the limit is that addresses in the table reached the age limit and were removed. |

L2ALD_MALLOC_FAILED

| | |
|---------------------------|---|
| System Log Message | Unable to allocate memory: <i>error-message</i> |
| Description | The Layer 2 address learning process (l2ald) could not allocate memory while creating a data structure. |
| Type | Error: An error occurred |
| Severity | error |
| Action | Contact your technical support representative. |

L2ALD_MANAGER_CONNECT

| | |
|---------------------------|--|
| System Log Message | Unable to create pipe to Layer 2 address-learning manager: <i>error-message</i> |
| Description | The Layer 2 address learning process (l2ald) could not open a pipe for interprocess communication (IPC) with a Layer 2 address-learning manager process. |
| Type | Error: An error occurred |
| Severity | error |
| Action | Contact your technical support representative. |

L2ALD_NAME_LENGTH_IF_DEVICE

| | |
|---------------------------|--|
| System Log Message | Unable to add interface device <i>interface-name</i> ; name exceeds limit of <i>length</i> characters |
| Description | The Layer 2 address learning process (l2ald) did not add an entry for the indicated interface device to the interface table, because its name exceeds the indicated limit on the number of characters. |
| Type | Error: An error occurred |
| Severity | error |
| Action | Contact your technical support representative. |

L2ALD_NAME_LENGTH_IF_FAMILY

| | |
|---------------------------|--|
| System Log Message | Unable to add interface family <i>interface-family</i> ; name exceeds limit of <i>length</i> characters |
| Description | The Layer 2 address learning process (l2ald) did not add an entry for the indicated interface family to the interface table, because its name exceeds the indicated limit on the number of characters. |
| Type | Error: An error occurred |
| Severity | error |
| Action | Contact your technical support representative. |

L2ALD_NAME_LENGTH_IF_LOGICAL

| | |
|---------------------------|---|
| System Log Message | Unable to add logical interface <i>interface-name</i> ; name exceeds limit of <i>length</i> characters |
| Description | The Layer 2 address learning process (l2ald) did not add an entry for the indicated logical interface to the interface table, because its name exceeds the indicated limit on the number of characters. |
| Type | Error: An error occurred |
| Severity | error |
| Action | Contact your technical support representative. |

Chapter 27

L2CPD System Log Messages

This chapter describes messages with the **L2CPD** prefix. They are generated by the Layer 2 Control Protocol process (l2cpd), which supports the transmission of control messages for Layer 2 spanning tree protocols in a Layer 2 bridge environment.

L2CPD_ASSERT

| | |
|---------------------------|--|
| System Log Message | Assertion failed for <i>executable-name</i> (PID <i>pid</i>) at line <i>line-number</i> in file ' <i>source-filename</i> ': <i>message</i> |
| Description | The source code for the Layer 2 Control Protocol process (l2cpd) includes internal self-consistency tests. The l2cpd process with the indicated executable name and process ID (PID) terminated because the indicated test failed at the indicated line number in the indicated source file. The process created a diagnostic core file for analysis by technical support personnel. |
| Type | Error: An error occurred |
| Severity | error |
| Cause | Messages that immediately follow this message in the system log might provide information about possible causes. |
| Action | Contact a technical support representative, and be ready to provide the list of messages and the diagnostic core file, if requested. |

L2CPD_ASSERT_SOFT

| | |
|---------------------------|---|
| System Log Message | Assertion failed for <i>executable-name</i> (PID <i>pid</i>) at line <i>line-number</i> in file ' <i>source-filename</i> ' (<i>message</i>); process continued running |
| Description | The source code for the Layer 2 Control Protocol process (l2cpd) includes internal self-consistency tests. The l2cpd process with the indicated executable name and process ID (PID) terminated because the indicated type of check failed at the indicated line number in the indicated source file. The process continued to run, but created a diagnostic core file for analysis by technical support personnel. |
| Type | Error: An error occurred |
| Severity | error |
| Cause | Messages that immediately follow this message in the system log might provide information about possible causes. |

Action Contact a technical support representative, and be ready to provide the list of messages and the diagnostic core file, if requested.

L2CPD_EXIT

System Log Message l2cpd process with PID *pid* exited (was using executable *executable-name*, version *version* built by *builder* on *date*); caller was *address*

Description The Layer 2 Control Protocol process (l2cpd) exited. The process had the indicated process ID (PID) and was using an executable with the indicated name, version, and other characteristics.

Type Event: This message reports an event, not an error

Severity notice

Cause Either a system resource was unavailable, the l2cpd process could not interpret an error, or the indicated user (referred to as a 'caller') terminated the process.

L2CPD_KERNEL_VERSION

System Log Message Kernel version (*kernel-version*) of routing sockets was not required version (*l2cpd-version*)

Description The Layer 2 Control Protocol process (l2cpd) determined that the indicated version of routing sockets, which the kernel supports, is not the version that it requires.

Type Error: An error occurred

Severity error

Action Upgrade the kernel package.

L2CPD_KERNEL_VERSION_OLD

System Log Message Kernel version (*kernel-version*) of routing socket message type *message-type* is older than the required version (*l2cpd-version*)

Description The Layer 2 Control Protocol process (l2cpd) determined that the kernel supports an indicated older version of the indicated routing socket message type than it requires.

Type Error: An error occurred

Severity error

Action Upgrade the kernel package.

L2CPD_KERNEL_VERSION_UNSUPP

System Log Message Kernel version of routing socket message type '*message-type*' was not required version (*l2cpd-version*)

Description The Layer 2 Control Protocol process (l2cpd) determined that the kernel does not support the version of the indicated routing socket message type that it requires.

Type Error: An error occurred

| | |
|-----------------|-----------------------------|
| Severity | error |
| Action | Upgrade the kernel package. |

L2CPD_MEMORY_EXCESSIVE

| | |
|---------------------------|--|
| System Log Message | Using <i>size</i> KB of memory, <i>percentage-value</i> percent of available |
| Description | The Layer 2 Control Protocol process (l2cpd) was using the indicated amount and percentage of Routing Engine memory, which is considered excessive. |
| Type | Error: An error occurred |
| Severity | error |
| Cause | Either the l2cpd process is leaking memory or the use of system resources is excessive. Possible causes include misconfigured routing filters or a very complex configured network topology. |
| Action | Increase the amount of RAM in the Routing Engine. |

L2CPD_MGMT_TIMEOUT

| | |
|---------------------------|--|
| System Log Message | Peer <i>peer-name</i> timed out |
| Description | The Layer 2 Control Protocol process (l2cpd) did not receive input from the indicated management peer within the timeout period. |
| Type | Error: An error occurred |
| Severity | warning |
| Cause | Messages that immediately follow this message in the system log might provide information about possible causes. |

L2CPD_MIRROR_ERROR

| | |
|---------------------------|--|
| System Log Message | Unable to establish mirror connection between Routing Engines: <i>error-message</i> |
| Description | The Layer 2 Control Protocol process (l2cpd) could not establish the mirror connection (which supports nonstop routing) between the master and backup Routing Engines. |
| Type | Error: An error occurred |
| Severity | warning |
| Cause | The master and backup Routing Engines are running incompatible versions of the JUNOS software. |
| Action | Update the JUNOS software to compatible versions on the master and backup Routing Engines. |

L2CPD_MIRROR_VERSION_MISMATCH

| | |
|---------------------------|--|
| System Log Message | Mirror version (<i>master-version</i>) on master Routing Enginemaster-is-local is not compatible with version (<i>standby-version</i>) on backupstandby-is-local |
|---------------------------|--|

| | |
|--------------------|---|
| Description | While trying to establish the mirror connection (which supports nonstop routing) between the master and backup Routing Engines, the Layer 2 Control Protocol process (l2cpd) determined that the versions of JUNOS software on the Routing Engines were incompatible. |
| Type | Error: An error occurred |
| Severity | warning |
| Action | Update the JUNOS software to compatible versions on the master and backup Routing Engines. |

L2CPD_PPM_READ_ERROR

| | |
|---------------------------|--|
| System Log Message | Read error on pipe from ppm: <i>reason (error-message)</i> |
| Description | The Layer 2 Control Protocol process (l2cpd) could not read a message available on the read pipe from the periodic packet management process (ppmd). |
| Type | Error: An error occurred |
| Severity | error |
| Action | Contact your technical support representative. |

L2CPD_PPM_WRITE_ERROR

| | |
|---------------------------|--|
| System Log Message | <i>function-name</i> : write error on pipe to ppm (<i>error-message</i>) |
| Description | The Layer 2 Control Protocol process (l2cpd) could not write a message on the pipe to the periodic packet management process (ppmd). |
| Type | Error: An error occurred |
| Severity | error |
| Action | Contact your technical support representative. |

L2CPD_RUNTIME_MODULE

| | |
|---------------------------|---|
| System Log Message | <i>function-name</i> : runtime was excessive (<i>time</i>) during <i>action</i> of <i>module</i> |
| Description | The indicated operation on the indicated submodule of the Layer 2 Control Protocol process (l2cpd) ran uninterrupted for the indicated period of time, which is considered excessive. |
| Type | Event: This message reports an event, not an error |
| Severity | warning |
| Cause | The message was logged because task accounting is enabled. The function might be implemented inefficiently. |

L2CPD_RUNTIME_OPERATION

| | |
|---------------------------|--|
| System Log Message | <i>function-name</i> : runtime was excessive (<i>time</i>) during <i>action</i> of <i>module</i> |
|---------------------------|--|

| | |
|--------------------|---|
| Description | The indicated operation on the indicated submodule of the Layer 2 Control Protocol process (l2cpd) ran uninterrupted for the indicated period of time, which is considered excessive. |
| Type | Event: This message reports an event, not an error |
| Severity | warning |
| Cause | The message was logged because task accounting is enabled. The function might be implemented inefficiently. |

L2CPD_RUNTIME_TASK

| | |
|---------------------------|--|
| System Log Message | <i>function-name</i> : runtime was excessive (<i>total-time</i> [<i>user-time</i> <i>user</i> , <i>system-time</i> <i>system</i>]) doing <i>action</i> |
| Description | While performing the indicated operation, the indicated function in the Layer 2 Control Protocol process (l2cpd) ran uninterrupted for the indicated period of time (the sum of the indicated user and system times), which is considered excessive. |
| Type | Event: This message reports an event, not an error |
| Severity | warning |
| Cause | The message was logged because task accounting is enabled. The function might be implemented inefficiently. |

L2CPD_RUNTIME_TOTAL

| | |
|---------------------------|---|
| System Log Message | <i>function-name</i> : runtime was excessive (total of <i>time</i> in <i>count</i> callbacks) after <i>action</i> of <i>module</i> |
| Description | After the indicated operation on the indicated submodule of the Layer 2 Control Protocol process (l2cpd), several functions ran uninterrupted in the indicated number of callbacks for the indicated period of time, which is considered excessive. |
| Type | Event: This message reports an event, not an error |
| Severity | warning |
| Cause | The message was logged because task accounting is enabled. The function might be implemented inefficiently. |

L2CPD_TASK_BEGIN

| | |
|---------------------------|--|
| System Log Message | l2cpd process started (version <i>l2cpd-version</i> built on <i>date</i> by <i>builder</i>) |
| Description | The Layer 2 Control Protocol process (l2cpd) started. It was assigned the indicated process ID (PID) and was using an executable with the indicated name, version, and build date. |
| Type | Event: This message reports an event, not an error |
| Severity | notice |

L2CPD_TASK_CHILD_KILLED

| | |
|---------------------------|--|
| System Log Message | Child process ' <i>task-name</i> ' terminated by SIG <i>signal-name</i> <i>core-dump-status</i> |
| Description | While a child process of the Layer 2 Control Protocol process (l2cpd) was performing the indicated operation, it terminated in response to the indicated signal. |
| Type | Event: This message reports an event, not an error |
| Severity | error |

L2CPD_TASK_CHILD_STOPPED

| | |
|---------------------------|---|
| System Log Message | Child process ' <i>task-name</i> ' stopped by SIG <i>signal-name</i> |
| Description | While a child process of the Layer 2 Control Protocol process (l2cpd) was performing the indicated operation, it stopped in response to the indicated signal. |
| Type | Event: This message reports an event, not an error |
| Severity | error |

L2CPD_TASK_FORK

| | |
|---------------------------|--|
| System Log Message | Unable to fork <i>task-name</i> : <i>error-message</i> |
| Description | The Layer 2 Control Protocol process (l2cpd) could not create the indicated child process. |
| Type | Error: An error occurred |
| Severity | error |

L2CPD_TASK_GETWD

| | |
|---------------------------|---|
| System Log Message | getwd() failed for <i>error-message</i> |
| Description | The Layer 2 Control Protocol process (l2cpd) invoked the getwd() system call, which failed. |
| Type | Error: An error occurred |
| Severity | error |
| Cause | It is possible that the kernel lacked the resources needed to fulfill the request. The l2cpd process continued operating. |

L2CPD_TASK_MASTERSHIP

| | |
|---------------------------|--|
| System Log Message | Assumed mastership |
| Description | The Layer 2 Control Protocol process (l2cpd) became active when the Routing Engine on which it was running assumed mastership. |
| Type | Event: This message reports an event, not an error |
| Severity | info |

L2CPD_TASK_NO_REINIT

| | |
|---------------------------|---|
| System Log Message | Unable to reinitialize |
| Description | The Layer 2 Control Protocol process (l2cpd) did not reinitialize as requested, because it was running in a state that did not allow reconfiguration. |
| Type | Error: An error occurred |
| Severity | error |

L2CPD_TASK_PID_CLOSE

| | |
|---------------------------|--|
| System Log Message | Unable to close and remove PID file <i>filename: error-message</i> |
| Description | The Layer 2 Control Protocol process (l2cpd) could not close and remove the file that records its process ID (PID), which serves to prevent multiple instances of the l2cpd process from running simultaneously. |
| Type | Error: An error occurred |
| Severity | error |

L2CPD_TASK_PID_LOCK

| | |
|---------------------------|--|
| System Log Message | flock(<i>filename</i> , LOCK_EX): <i>error-message</i> |
| Description | The Layer 2 Control Protocol process (l2cpd) could not lock the file that records its process ID (PID), which serves to prevent multiple instances of the l2cpd process from running simultaneously. |
| Type | Error: An error occurred |
| Severity | error |

L2CPD_TASK_PID_WRITE

| | |
|---------------------------|--|
| System Log Message | Unable to write to PID file <i>filename: error-message</i> |
| Description | The Layer 2 Control Protocol process (l2cpd) could not write to the file that records its process ID (PID), which serves to prevent multiple instances of the l2cpd process from running simultaneously. |
| Type | Error: An error occurred |
| Severity | error |

L2CPD_TASK_REINIT

| | |
|---------------------------|---|
| System Log Message | Reinitialized |
| Description | The Layer 2 Control Protocol process (l2cpd) reinitialized. |
| Type | Event: This message reports an event, not an error |
| Severity | info |

L2CPD_TASK_SIGNAL_IGNORE

| | |
|---------------------------|---|
| System Log Message | Unable to register SIG <code>signal-name</code> to be ignored: <code>error-message</code> |
| Description | The Layer 2 Control Protocol process (l2cpd) informed the kernel that it wished to ignore the indicated signal, but the kernel did not process the request. |
| Type | Error: An error occurred |
| Severity | error |

L2CPD_TERMINATE_ACTIVE

| | |
|---------------------------|--|
| System Log Message | Exited with active tasks: <code>task-name</code> |
| Description | After receiving multiple termination requests, the Layer 2 Control Protocol process (l2cpd) exited without performing the indicated cleanup tasks. |
| Type | Event: This message reports an event, not an error |
| Severity | notice |

L2CPD_TERMINATE_SIGNAL

| | |
|---------------------------|---|
| System Log Message | Exited after receiving termination signal <code>signal-name</code> |
| Description | In response to the indicated termination request, the Layer 2 Control Protocol process (l2cpd) terminated adjacencies with neighbors and shut down. |
| Type | Event: This message reports an event, not an error |
| Severity | notice |

L2CPD_TRACE_FAILED

| | |
|---------------------------|--|
| System Log Message | Unable to write to trace file <code>filename</code> |
| Description | The Layer 2 Control Protocol process (l2cpd) could not write to the indicated trace file, and stopped attempting to do so. The next commit of the configuration database will reenables tracing. |
| Type | Event: This message reports an event, not an error |
| Severity | error |

L2CPD_XSTP_SHUTDOWN_FAILED

| | |
|---------------------------|--|
| System Log Message | Unable to shut down <code>error-message</code> module |
| Description | The Layer 2 Control Protocol process (l2cpd) could not shut down the indicated Rapid Spanning Tree Protocol (RSTP) or Multiple Spanning Tree Protocol (MSTP) module. |
| Type | Error: An error occurred |
| Severity | error |

Chapter 28

L2TPD System Log Messages

This chapter describes messages with the L2TPD prefix. They are generated by the Layer 2 Tunneling Protocol (L2TP) process (l2tpd), which provides services that enable tunneling of Point-to-Point Protocol (PPP) sessions across a Layer 3 IP network.

L2TPD_COS_PROFILE_ADD

| | |
|---------------------------|--|
| System Log Message | Unable to add CoS profile <i>profile-name</i> (L2TP tunnel <i>tunnel-id</i> , session <i>session-id</i>): <i>error-message</i> |
| Description | The Layer 2 Tunneling Protocol process (l2tpd) could not add the indicated class-of-service (CoS) profile to the indicated session on the indicated tunnel, which is associated with a user. |
| Type | Error: An error occurred |
| Severity | error |
| Action | Remove the CoS profile from the RADIUS database or contact your technical support representative. |

L2TPD_COS_PROFILE_DELETE

| | |
|---------------------------|---|
| System Log Message | Unable to delete CoS profile (L2TP tunnel <i>tunnel-id</i> , session <i>session-id</i>): <i>error-message</i> |
| Description | The Layer 2 Tunneling Protocol process (l2tpd) could not delete a class-of-service (CoS) profile from the indicated session on the indicated tunnel, which is associated with a user. |
| Type | Error: An error occurred |
| Severity | error |
| Action | Remove the CoS profile from the RADIUS database or contact your technical support representative. |

L2TPD_DB_ADD_FAILED

| | |
|---------------------------|---|
| System Log Message | Unable to add node for <i>node-name</i> to internal database |
| Description | The Layer 2 Tunneling Protocol process (l2tpd) maintains a copy of the JUNOS configuration database in memory. It could not add the indicated node to the in-memory database. |

Type Error: An error occurred
Severity error

L2TPD_DB_DELETE_FAILED

System Log Message Unable to delete node for *node-name* from internal database

Description The Layer 2 Tunneling Protocol process (l2tpd) maintains a copy of the JUNOS configuration database in memory. It could not delete the indicated node to the in-memory database.

Type Error: An error occurred
Severity error

L2TPD_DB_INIT_FAILED

System Log Message Unable to initialize root node *object-name* in internal database: *error-message*

Description The Layer 2 Tunneling Protocol process (l2tpd) maintains a copy of the JUNOS configuration database in memory. It could not initialize the root node for the indicated object in the in-memory database.

Type Error: An error occurred
Severity error

L2TPD_DB_TUN_GRP_ALLOC_FAILED

System Log Message Unable to allocate memory for tunnel group

Description The Layer 2 Tunneling Protocol process (l2tpd) could not allocate memory for the data structure used to record tunnel group information.

Type Error: An error occurred
Severity error

L2TPD_DEFAULT_PROTO_CREATE_FAIL

System Log Message Unable to create default L2TP module

Description The Layer 2 Tunneling Protocol process (l2tpd) could not create a default L2TP module.

Type Error: An error occurred
Severity error

L2TPD_EVLIB_CREATE_FAILED

System Log Message Unable to create event context: *error-message*

Description The Layer 2 Tunneling Protocol process (l2tpd) could not create a context for handling asynchronous events.

Type Error: An error occurred

Severity emergency

L2TPD_EVLIB_FD_DEREGISTER_FAILED

System Log Message Unable to deregister file descriptor: not registered

Description The Layer 2 Tunneling Protocol process (l2tpd) could not deregister a file descriptor, because it did not exist.

Type Error: An error occurred

Severity error

L2TPD_EVLIB_FD_DESELECT_FAILED

System Log Message Unable to deselect file descriptor: *error-message*

Description The Layer 2 Tunneling Protocol process (l2tpd) could not deselect a file descriptor.

Type Error: An error occurred

Severity error

L2TPD_EVLIB_FD_NOT_REGISTERED

System Log Message No file descriptor registered

Description The Layer 2 Tunneling Protocol process (l2tpd) could not find a registered file descriptor while attempting to set an event mask.

Type Error: An error occurred

Severity error

L2TPD_EVLIB_FD_SELECT_FAILED

System Log Message Unable to select file descriptor for events *event-id: error-message*

Description The Layer 2 Tunneling Protocol process (l2tpd) could not select the file descriptor for the indicated events.

Type Error: An error occurred

Severity error

L2TPD_EVLIB_TIMER_CLEAR_FAILED

System Log Message Unable to clear event timer: *error-message*

Description The Layer 2 Tunneling Protocol process (l2tpd) could not clear an event timer for the indicated reason.

Type Error: An error occurred

Severity error

L2TPD_EVLIB_TIMER_SET_FAILED

| | |
|---------------------------|---|
| System Log Message | Unable to set event timer: <i>error-message</i> |
| Description | The Layer 2 Tunneling Protocol process (l2tpd) could not set an event timer for the indicated reason. |
| Type | Error: An error occurred |
| Severity | error |

L2TPD_FILTER_FILE_OPEN_FAILED

| | |
|---------------------------|--|
| System Log Message | Unable to open file <i>filename</i> |
| Description | The Layer 2 Tunneling Protocol process (l2tpd) could not open the indicated filter file. |
| Type | Error: An error occurred |
| Severity | error |

L2TPD_GLOBAL_CFG_ADD_FAILED

| | |
|---------------------------|--|
| System Log Message | Unable to add global configuration for PIC <i>pic-slot</i> (errno <i>error-code</i>) |
| Description | The Layer 2 Tunneling Protocol process (l2tpd) could not add the global configuration for the indicated Physical Interface Card (PIC). |
| Type | Error: An error occurred |
| Severity | error |

L2TPD_GLOBAL_CFG_CHANGE_FAILED

| | |
|---------------------------|---|
| System Log Message | Unable to change global configuration for PIC <i>pic-slot</i> (errno <i>error-code</i>) |
| Description | The Layer 2 Tunneling Protocol process (l2tpd) could not change the global configuration for the indicated Physical Interface Card (PIC). |
| Type | Error: An error occurred |
| Severity | error |

L2TPD_GLOBAL_CFG_DELETE_FAILED

| | |
|---------------------------|---|
| System Log Message | Unable to delete global configuration for PIC <i>pic-slot</i> (errno <i>error-code</i>) |
| Description | The Layer 2 Tunneling Protocol process (l2tpd) could not delete the global configuration for the indicated Physical Interface Card (PIC). |
| Type | Error: An error occurred |
| Severity | error |

L2TPD_IFD_ADD_FAILED

| | |
|---------------------------|---|
| System Log Message | <i>function-name</i> : unable to add interface device <i>interface-name</i> |
|---------------------------|---|

Description The Layer 2 Tunneling Protocol process (l2tpd) maintains a copy of the JUNOS configuration database in memory. It could not add the indicated interface device to the in-memory database.

Type Error: An error occurred

Severity error

L2TPD_IFD_DELETE_FAILED

System Log Message *function-name: unable to delete interface device interface-name*

Description The Layer 2 Tunneling Protocol process (l2tpd) maintains a copy of the JUNOS configuration database in memory. It could not delete the indicated interface device from the in-memory database.

Type Error: An error occurred

Severity error

L2TPD_IFD_MSG_REGISTER_FAILED

System Log Message Unable to register message handler for interface device: *error-message*

Description The Layer 2 Tunneling Protocol process (l2tpd) could not register an interface device message handler.

Type Error: An error occurred

Severity error

L2TPD_IFD_ROOT_ALLOC_FAILED

System Log Message Unable to allocate memory for interface device root node: *error-message*

Description The Layer 2 Tunneling Protocol process (l2tpd) maintains a copy of the JUNOS configuration database in memory. It could not allocate memory in the in-memory database for the root node for an interface device.

Type Error: An error occurred

Severity error

L2TPD_IFL_ADD_FAILED

System Log Message *function-name: unable to add interface interface-name*

Description The Layer 2 Tunneling Protocol process (l2tpd) maintains a copy of the JUNOS configuration database in memory. It could not add the indicated logical interface to the in-memory database.

Type Error: An error occurred

Severity error

L2TPD_IFL_DELETE_FAILED

| | |
|---------------------------|---|
| System Log Message | <i>function-name</i> : unable to delete interface <i>interface-name</i> |
| Description | The Layer 2 Tunneling Protocol process (l2tpd) maintains a copy of the JUNOS configuration database in memory. It could not delete the indicated logical interface from the in-memory database. |
| Type | Error: An error occurred |
| Severity | error |

L2TPD_IFL_MSG_REGISTER_FAILED

| | |
|---------------------------|--|
| System Log Message | Unable to register message handler for interface: <i>error-message</i> |
| Description | The Layer 2 Tunneling Protocol process (l2tpd) could not register a logical interface message handler. |
| Type | Error: An error occurred |
| Severity | error |

L2TPD_IFL_NOT_FOUND

| | |
|---------------------------|--|
| System Log Message | Unable to find logical interface (L2TP tunnel <i>tunnel-id</i> , session <i>session-id</i>) |
| Description | The Layer 2 Tunneling Protocol process (l2tpd) could not retrieve a logical interface in the indicated tunnel and session. |
| Type | Error: An error occurred |
| Severity | error |

L2TPD_IFL_ROOT_ALLOC_FAILED

| | |
|---------------------------|--|
| System Log Message | Unable to allocate memory for interface root node: <i>error-message</i> |
| Description | The Layer 2 Tunneling Protocol process (l2tpd) maintains a copy of the JUNOS configuration database in memory. It could not allocate memory in the in-memory database for the root node for a logical interface. |
| Type | Error: An error occurred |
| Severity | error |

L2TPD_INSTANCE_CREATE_FAILED

| | |
|---------------------------|--|
| System Log Message | Unable to create L2TP instance <i>tunnel-group</i> |
| Description | The Layer 2 Tunneling Protocol process (l2tpd) could not create an L2TP instance for the indicated tunnel group. |
| Type | Error: An error occurred |
| Severity | error |

L2TPD_INSTANCE_RESTART_FAILED

| | |
|---------------------------|--|
| System Log Message | Unable to trigger restart of L2TP instance <i>tunnel-group</i> |
| Description | The Layer 2 Tunneling Protocol process (l2tpd) could not restart the L2TP instance for the indicated tunnel group. |
| Type | Error: An error occurred |
| Severity | error |

L2TPD_INTERFACE_ID_NOT_FOUND

| | |
|---------------------------|---|
| System Log Message | Unable to find interface ID <i>interface-name</i> |
| Description | The Layer 2 Tunneling Protocol process (l2tpd) could not find the indicated interface ID in the copy of the JUNOS configuration database that it maintains in memory. |
| Type | Error: An error occurred |
| Severity | error |

L2TPD_MESSAGE_REGISTER_FAILED

| | |
|---------------------------|--|
| System Log Message | Unable to register L2TP message handler: <i>error-message</i> |
| Description | The Layer 2 Tunneling Protocol process (l2tpd) could not register an L2TP message handler. |
| Type | Error: An error occurred |
| Severity | error |

L2TPD_MLPPP_BUNDLE_ALLOC_FAILED

| | |
|---------------------------|--|
| System Log Message | Unable to allocate MLPPP bundle |
| Description | The Layer 2 Tunneling Protocol process (l2tpd) could not allocate memory for a multilink Point-to-Point Protocol (MLPPP) bundle. |
| Type | Error: An error occurred |
| Severity | error |

L2TPD_MLPPP_BUNDLE_CREATE_FAILED

| | |
|---------------------------|---|
| System Log Message | Unable to create MLPPP bundle (L2TP tunnel <i>tunnel-id</i> , session <i>session-id</i>) |
| Description | The Layer 2 Tunneling Protocol process (l2tpd) could not create a multilink Point-to-Point Protocol (MLPPP) bundle in the indicated tunnel and session. |
| Type | Error: An error occurred |
| Severity | error |

L2TPD_MLPPP_BUNDLE_INVALID_ID

| | |
|---------------------------|-----------------------------|
| System Log Message | MLPPP bundle ID was invalid |
|---------------------------|-----------------------------|

| | |
|--------------------|--|
| Description | The identifier assigned to a multilink Point-to-Point Protocol (MLPPP) bundle was invalid. |
| Type | Error: An error occurred |
| Severity | error |

L2TPD_MLPPP_COPY_CFG_FAILED

| | |
|---------------------------|---|
| System Log Message | Unable to copy MLPPP configuration (L2TP tunnel <i>tunnel-id</i> , session <i>session-id</i>) |
| Description | The Layer 2 Tunneling Protocol process (l2tpd) could not copy the multilink Point-to-Point Protocol (MLPPP) configuration for the indicated tunnel and session. |
| Type | Error: An error occurred |
| Severity | error |

L2TPD_MLPPP_ID_ALLOC_FAILED

| | |
|---------------------------|---|
| System Log Message | Unable to allocate MLPPP ID map |
| Description | The Layer 2 Tunneling Protocol process (l2tpd) could not allocate memory for a multilink Point-to-Point Protocol (MLPPP) identifier map data structure. |
| Type | Error: An error occurred |
| Severity | error |

L2TPD_MLPPP_ID_BITMAP_ALLOC_FAIL

| | |
|---------------------------|---|
| System Log Message | Unable to allocate bitmap field for MLPPP ID map |
| Description | The Layer 2 Tunneling Protocol process (l2tpd) could not allocate memory for a bitmap field in a multilink Point-to-Point Protocol (MLPPP) identifier map data structure. |
| Type | Error: An error occurred |
| Severity | error |

L2TPD_MLPPP_ID_NODE_ADD_FAILED

| | |
|---------------------------|---|
| System Log Message | Unable to add node for bundle <i>bundle</i> to MLPPP ID map |
| Description | The Layer 2 Tunneling Protocol process (l2tpd) could not add a node for the indicated multilink Point-to-Point Protocol (MLPPP) bundle to an MLPPP identifier map data structure. |
| Type | Error: An error occurred |
| Severity | error |

L2TPD_MLPPP_ID_ROOT_ALLOC_FAILED

| | |
|---------------------------|---|
| System Log Message | Unable to allocate root node for MLPPP ID map |
|---------------------------|---|

Description The Layer 2 Tunneling Protocol process (l2tpd) could not allocate the root node for a multilink Point-to-Point Protocol (MLPPP) identifier map data structure.

Type Error: An error occurred

Severity error

L2TPD_MLPPP_LINK_CREATE_FAILED

System Log Message Unable to create MLPPP bundle links (L2TP tunnel *tunnel-id*, session *session-id*)

Description The Layer 2 Tunneling Protocol process (l2tpd) could not create multilink Point-to-Point Protocol (MLPPP) bundle links for the indicated tunnel and session.

Type Error: An error occurred

Severity error

L2TPD_MLPPP_LINK_MAX_EXCEEDED

System Log Message Unable to add link: maximum number of sessions exceeded for MLPPP bundle *bundle* (L2TP tunnel *tunnel-id*, session *session-id*)

Description The Layer 2 Tunneling Protocol process (l2tpd) could not add a link for the indicated multilink Point-to-Point Protocol (MLPPP) bundle in the indicated tunnel and session, because the maximum number of links was exceeded.

Type Error: An error occurred

Severity error

L2TPD_MLPPP_POOL_ADDRESS_FAILED

System Log Message Unable to assign pool address for MLPPP bundle *bundle* (L2TP tunnel *tunnel-id*, session *session-id*)

Description The Layer 2 Tunneling Protocol process (l2tpd) could not assign a pool address for the indicated multilink Point-to-Point Protocol (MLPPP) bundle in the indicated tunnel and session.

Type Error: An error occurred

Severity error

L2TPD_MLPPP_SESSION_CREATE_FAIL

System Log Message Unable to create MLPPP session (L2TP tunnel *tunnel-id*, session *session-id*)

Description The Layer 2 Tunneling Protocol process (l2tpd) could not create a multilink Point-to-Point Protocol (MLPPP) session for the indicated tunnel and session.

Type Error: An error occurred

Severity error

L2TPD_MLPPP_SESSION_DELETE_FAIL

| | |
|---------------------------|---|
| System Log Message | Unable to delete session for MLPPP bundle <i>bundle</i> (L2TP tunnel <i>tunnel-id</i> , session <i>session-id</i> , errno <i>error-code</i>) |
| Description | The Layer 2 Tunneling Protocol process (l2tpd) could not delete the session configuration for the indicated multilink Point-to-Point Protocol (MLPPP) bundle in the indicated tunnel and session. |
| Type | Error: An error occurred |
| Severity | error |

L2TPD_MLPPP_SPEED_MISMATCH

| | |
|---------------------------|--|
| System Log Message | Unable to add link: speed differs for bundle <i>bundle</i> (L2TP tunnel <i>tunnel-id</i> , session <i>session-id</i>) |
| Description | The Layer 2 Tunneling Protocol process (l2tpd) could not add a link for the indicated multilink Point-to-Point Protocol (MLPPP) bundle in the indicated tunnel and session, because the bundle speed does not match. |
| Type | Error: An error occurred |
| Severity | error |

L2TPD_NH_DELETE_FAILED

| | |
|---------------------------|---|
| System Log Message | Unable to delete next hop <i>next-hop</i> |
| Description | The Layer 2 Tunneling Protocol process (l2tpd) could not delete the indicated next hop. |
| Type | Error: An error occurred |
| Severity | error |

L2TPD_POLICER_ADD_FAILED

| | |
|---------------------------|---|
| System Log Message | Unable to add policer <i>filter-name</i> (L2TP tunnel <i>tunnel-id</i> , session <i>session-id</i>): <i>error-message</i> |
| Description | The Layer 2 Tunneling Protocol process (l2tpd) could not add the indicated policer to the indicated session on the indicated tunnel, which is associated with a user. |
| Type | Error: An error occurred |
| Severity | error |
| Action | Remove the policer from the RADIUS database or contact your technical support representative. |

L2TPD_POLICER_PROFILE_DEL_FAILED

| | |
|---------------------------|--|
| System Log Message | Unable to delete policer profile (L2TP tunnel <i>tunnel-id</i> , session <i>session-id</i>): <i>error-message</i> |
|---------------------------|--|

| | |
|--------------------|--|
| Description | The Layer 2 Tunneling Protocol process (l2tpd) could not delete a policer profile from the indicated session on the indicated tunnel, which is associated with a user. |
| Type | Error: An error occurred |
| Severity | error |
| Action | Remove the policer profile from the RADIUS database or contact your technical support representative. |

L2TPD_POOL_ADDRESS_FAILED

| | |
|---------------------------|---|
| System Log Message | Unable to assign pool address (L2TP tunnel <i>tunnel-id</i> , session <i>session-id</i>) |
| Description | The Layer 2 Tunneling Protocol process (l2tpd) could not assign a pool address in the indicated tunnel and session. |
| Type | Error: An error occurred |
| Severity | error |

L2TPD_POOL_ASSIGN_ADDRESS_FAILED

| | |
|---------------------------|---|
| System Log Message | Unable to assign L2TP pool address: pool <i>pool-name</i> is invalid or has no free addresses |
| Description | The Layer 2 Tunneling Protocol process (l2tpd) could not assign an address from the indicated address pool, either because the pool was invalid or had no free addresses. |
| Type | Error: An error occurred |
| Severity | error |

L2TPD_PPP_ROUTE_ADD_FAILED

| | |
|---------------------------|---|
| System Log Message | Unable to add PPP peer route (L2TP tunnel <i>tunnel-id</i> , session <i>session-id</i>) |
| Description | The Layer 2 Tunneling Protocol process (l2tpd) maintains a copy of the JUNOS configuration database in memory. It could not add information about a Point-to-Point Protocol (PPP) peer route to the in-memory configuration for the indicated tunnel and session. |
| Type | Error: An error occurred |
| Severity | error |

L2TPD_PPP_ROUTE_DELETE_FAILED

| | |
|---------------------------|--|
| System Log Message | Unable to remove PPP peer route (L2TP tunnel <i>tunnel-id</i> , session <i>session-id</i>) |
| Description | The Layer 2 Tunneling Protocol process (l2tpd) maintains a copy of the JUNOS configuration database in memory. It could not delete information about a Point-to-Point Protocol (PPP) peer route from the in-memory configuration for the indicated tunnel and session. |
| Type | Error: An error occurred |
| Severity | error |

L2TPD_PROFILE_NOT_FOUND

| | |
|---------------------------|---|
| System Log Message | Profile <i>profile-name</i> not found |
| Description | The Layer 2 Tunneling Protocol process (l2tpd) could not locate an access profile from the configuration in order to find radius servers to authenticate. |
| Type | Error: An error occurred |
| Severity | error |

L2TPD_PROFILE_NO_RADIUS_SERVERS

| | |
|---------------------------|---|
| System Log Message | Can't find radius servers for profile ' <i>profile-name</i> ' |
| Description | The Layer 2 Tunneling Protocol process (l2tpd) could not locate any radius servers for the configured access profile. |
| Type | Error: An error occurred |
| Severity | error |

L2TPD_RADIUS_ACCT_PORT_ZERO

| | |
|---------------------------|---|
| System Log Message | RADIUS server accounting port is zero |
| Description | The Layer 2 Tunneling Protocol process (l2tpd) determined that the RADIUS server accounting port is zero, which is not a valid value. |
| Type | Error: An error occurred |
| Severity | error |

L2TPD_RADIUS_GETHOSTNAME_FAILED

| | |
|---------------------------|--|
| System Log Message | Unable to obtain hostname for outgoing RADIUS message: <i>error-message</i> |
| Description | The Layer 2 Tunneling Protocol process (l2tpd) could not obtain a hostname for an outgoing RADIUS message. |
| Type | Error: An error occurred |
| Severity | error |

L2TPD_RADIUS_RT_INST_ENOENT

| | |
|---------------------------|---|
| System Log Message | Ignoring RADIUS server <i>radius-server</i> : routing instance <i>routing-instance</i> did not exist |
| Description | The Layer 2 Tunneling Protocol process (l2tpd) did not use the indicated RADIUS server because the indicated routing instance specified for the server did not exist. |
| Type | Error: An error occurred |
| Severity | notice |

L2TPD_RADIUS_RT_INST_NOT_FOUND

| | |
|---------------------------|---|
| System Log Message | Ignoring RADIUS server <i>radius-server</i> : unable to retrieve routing instance <i>routing-instance</i> (<i>error-message</i>) |
| Description | The Layer 2 Tunneling Protocol process (l2tpd) did not use the indicated RADIUS server because it could not retrieve the indicated routing instance specified for the server. |
| Type | Error: An error occurred |
| Severity | error |

L2TPD_RADIUS_SERVER_NOT_FOUND

| | |
|---------------------------|--|
| System Log Message | Unable to find RADIUS server (tunnel <i>tunnel-id</i> , session <i>session-id</i>) |
| Description | The Layer 2 Tunneling Protocol process (l2tpd) could not locate a RADIUS server during Point-to-Point Protocol (PPP) authentication of the indicated tunnel and session. |
| Type | Error: An error occurred |
| Severity | error |

L2TPD_RADIUS_SRC_ADDR_BIND_FAIL

| | |
|---------------------------|---|
| System Log Message | Ignoring RADIUS server <i>radius-server</i> : unable to bind to source address <i>source-address</i> (<i>error-message</i>) |
| Description | The Layer 2 Tunneling Protocol process (l2tpd) did not use the indicated RADIUS server because it could not bind to the indicated source address. |
| Type | Error: An error occurred |
| Severity | error |

L2TPD_RADIUS_SRC_ADDR_ENOENT

| | |
|---------------------------|---|
| System Log Message | Ignoring RADIUS server <i>radius-server</i> : source address <i>source-address</i> did not exist |
| Description | The Layer 2 Tunneling Protocol process (l2tpd) did not use the indicated RADIUS server because the indicated source address did not exist in the routing instance for the server. |
| Type | Error: An error occurred |
| Severity | notice |

L2TPD_RPD_ASYNC_UNREG_FAILED

| | |
|---------------------------|---|
| System Log Message | Unable to unregister with rpd (<i>return-value</i>) |
| Description | The Layer 2 Tunneling Protocol process (l2tpd) could not unregister asynchronously with the routing protocol process (rpd). |
| Type | Error: An error occurred |
| Severity | error |

L2TPD_RPD_ROUTE_ADD_CB_FAILED

| | |
|---------------------------|---|
| System Log Message | Unable to add route <i>address/prefix-length</i> asynchronously (gateway <i>gateway-id</i> [<i>gateway-name</i>], L2TP tunnel <i>tunnel-id</i> , session <i>session-id</i>): <i>error-code</i> |
| Description | The Layer 2 Tunneling Protocol process (l2tpd) could not add a route on an asynchronous callback for the indicated address and prefix, gateway, tunnel, and session. |
| Type | Error: An error occurred |
| Severity | error |

L2TPD_RPD_ROUTE_ADD_FAILED

| | |
|---------------------------|---|
| System Log Message | Unable to add route <i>address/prefix-length</i> (gateway <i>gateway-id</i> [<i>gateway-name</i>], L2TP tunnel <i>tunnel-id</i> , session <i>session-id</i>): <i>error-message</i> (<i>error-code</i>) |
| Description | The Layer 2 Tunneling Protocol process (l2tpd) could not add a route for the indicated address and prefix, gateway, tunnel, and session. |
| Type | Error: An error occurred |
| Severity | error |

L2TPD_RPD_ROUTE_DELETE_CB_FAILED

| | |
|---------------------------|--|
| System Log Message | Unable to delete route <i>address/prefix-length</i> asynchronously (gateway <i>gateway-id</i> [<i>gateway-name</i>], L2TP tunnel <i>tunnel-id</i> , session <i>session-id</i>): <i>error-code</i> |
| Description | The Layer 2 Tunneling Protocol process (l2tpd) could not delete a route on an asynchronous callback for the indicated address and prefix, gateway, tunnel, and session. |
| Type | Error: An error occurred |
| Severity | error |

L2TPD_RPD_ROUTE_DELETE_FAILED

| | |
|---------------------------|--|
| System Log Message | Unable to delete route <i>address/prefix-length</i> (gateway <i>gateway-id</i> [<i>gateway-name</i>], L2TP tunnel <i>tunnel-id</i> , session <i>session-id</i>): <i>error-message</i> (<i>error-code</i>) |
| Description | The Layer 2 Tunneling Protocol process (l2tpd) could not delete a route for the indicated address and prefix, gateway, tunnel, and session. |
| Type | Error: An error occurred |
| Severity | error |

L2TPD_RPD_ROUTE_PREFIX_TOO_LONG

| | |
|---------------------------|---|
| System Log Message | Unable to add route <i>address/prefix-length</i> : prefix too long (L2TP tunnel <i>tunnel-id</i> , session <i>session-id</i>) |
| Description | The Layer 2 Tunneling Protocol process (l2tpd) could not add a route for the indicated address and prefix, tunnel, and session. |

Type Error: An error occurred
Severity error

L2TPD_RPD_SESS_CREATE_FAILED

System Log Message Unable to establish session with rpd (*error-code*)
Description The Layer 2 Tunneling Protocol process (l2tpd) could not establish a session with the routing protocol process (rpd).
Type Error: An error occurred
Severity error

L2TPD_RPD_SESS_HANDLE_ALLOC_FAIL

System Log Message Unable to allocate session handle for rpd connection: *error-message (error-code)*
Description The Layer 2 Tunneling Protocol process (l2tpd) could not allocate a session handle while attempting to initialize a connection to the routing protocol process (rpd).
Type Error: An error occurred
Severity error

L2TPD_RPD_SOCKET_ALLOC_FAILED

System Log Message Unable to allocate socket address for rpd connection
Description The Layer 2 Tunneling Protocol process (l2tpd) could not allocate a socket address structure while attempting to initialize a connection to the routing protocol process (rpd).
Type Error: An error occurred
Severity error

L2TPD_RPD_TBL_LOCATE_BY_NAME

System Log Message Unable to locate rpd table by name: *error-message (error-code)*
Description The Layer 2 Tunneling Protocol process (l2tpd) attempted to retrieve a routing protocol process table by providing the table name. The attempt failed.
Type Error: An error occurred
Severity error

L2TPD_RPD_TBL_LOCATE_FAILED

System Log Message Unable to locate table *table-name* for *identifier (return-value)*
Description The Layer 2 Tunneling Protocol process (l2tpd) could not retrieve the indicated routing protocol process table.
Type Error: An error occurred

Severity error

L2TPD_RPD_VERSION_MISMATCH

| | |
|---------------------------|--|
| System Log Message | Versions of rpd and librpd did not match; not retrying |
| Description | The Layer 2 Tunneling Protocol process (l2tpd) determined that the versions of the routing protocol process (rpd) and routing protocol library (librpd) were different. It halted its attempt to connect to the rpd process. |
| Type | Error: An error occurred |
| Severity | error |

L2TPD_RTSLIB_ASYNC_OPEN_FAILED

| | |
|---------------------------|---|
| System Log Message | Unable to open asynchronous routing socket connection |
| Description | The Layer 2 Tunneling Protocol process (l2tpd) could not open a routing socket connection asynchronously. It uses the connection to communicate with the JUNOS operating system kernel. |
| Type | Error: An error occurred |
| Severity | error |

L2TPD_RTSLIB_OPEN_FAILED

| | |
|---------------------------|---|
| System Log Message | Unable to open routing socket connection |
| Description | The Layer 2 Tunneling Protocol process (l2tpd) could not open a routing socket connection, which it uses to communicate with the JUNOS operating system kernel. |
| Type | Error: An error occurred |
| Severity | error |

L2TPD_SERVER_START_FAILED

| | |
|---------------------------|---|
| System Log Message | Startup of L2TP server failed |
| Description | The Layer 2 Tunneling Protocol (L2TP) server did not start. |
| Type | Error: An error occurred |
| Severity | error |

L2TPD_SERVICE_NH_ADD_FAILED

| | |
|---------------------------|---|
| System Log Message | Unable to add service next hop (L2TP tunnel <i>tunnel-id</i> , session <i>session-id</i>): <i>error-message</i> (<i>error-code</i>) |
| Description | The Layer 2 Tunneling Protocol process (l2tpd) maintains a copy of the JUNOS configuration database in memory. It could not add information about a service next hop to the in-memory configuration for the indicated tunnel and session. |
| Type | Error: An error occurred |

Severity error

L2TPD_SERVICE_NH_DELETE_FAILED

| | |
|---------------------------|--|
| System Log Message | Unable to remove service next hop <i>next-hop</i> (VRF <i>vrf</i> , L2TP tunnel <i>tunnel-id</i> , session <i>session-id</i>) |
| Description | The Layer 2 Tunneling Protocol process (l2tpd) maintains a copy of the JUNOS configuration database in memory. It could not remove information about the indicated service next hop from the in-memory configuration for the indicated tunnel and session. |
| Type | Error: An error occurred |
| Severity | error |

L2TPD_SESSION_CFG_ADD_ERROR

| | |
|---------------------------|--|
| System Log Message | Unable to add L2TP tunnel <i>tunnel-id</i> , session <i>session-id</i> to PIC configuration (errno <i>error-code</i>) |
| Description | The Layer 2 Tunneling Protocol process (l2tpd) maintains a copy of the JUNOS configuration database in memory. It could not add information about the indicated session and tunnel to the in-memory configuration for the Physical Interface Card (PIC). |
| Type | Error: An error occurred |
| Severity | error |

L2TPD_SESSION_CFG_ADD_FAILED

| | |
|---------------------------|--|
| System Log Message | Unable to add L2TP tunnel <i>tunnel-id</i> , session <i>session-id</i> to PIC configuration |
| Description | The Layer 2 Tunneling Protocol process (l2tpd) maintains a copy of the JUNOS configuration database in memory. It could not add information about the indicated session and tunnel to the in-memory configuration for the Physical Interface Card (PIC). |
| Type | Error: An error occurred |
| Severity | error |

L2TPD_SESSION_CFG_DELETE_FAILED

| | |
|---------------------------|---|
| System Log Message | Unable to remove L2TP tunnel <i>tunnel-id</i> , session <i>session-id</i> from PIC configuration |
| Description | The Layer 2 Tunneling Protocol process (l2tpd) maintains a copy of the JUNOS configuration database in memory. It could not remove information about the indicated session and tunnel from the in-memory configuration for the Physical Interface Card (PIC). |
| Type | Error: An error occurred |
| Severity | error |

L2TPD_SESSION_DELETE_FAILED

| | |
|---------------------------|---|
| System Log Message | Unable to delete session (L2TP tunnel <i>tunnel-id</i> , session <i>session-id</i> , errno <i>error-code</i>) |
| Description | The Layer 2 Tunneling Protocol process (l2tpd) could not delete information about the indicated tunnel and session. |
| Type | Error: An error occurred |
| Severity | error |

L2TPD_SESSION_IFF_NOT_FOUND

| | |
|---------------------------|---|
| System Log Message | Unable to find family structure for interface <i>interface-name</i> (L2TP tunnel <i>tunnel-id</i> , session <i>session-id</i>) |
| Description | The Layer 2 Tunneling Protocol process (l2tpd) could not retrieve the interface family structure for the indicated logical interface index in the indicated tunnel and session. |
| Type | Error: An error occurred |
| Severity | error |

L2TPD_SESSION_IFL_ADD_FAILED

| | |
|---------------------------|--|
| System Log Message | <i>function-name</i> : unable to assign session <i>session-id</i> to interface <i>interface-name</i> |
| Description | The Layer 2 Tunneling Protocol process (l2tpd) could not associate the indicated session with the indicated logical interface. |
| Type | Error: An error occurred |
| Severity | error |

L2TPD_SESSION_IFL_ALLOC_FAILED

| | |
|---------------------------|---|
| System Log Message | <i>function-name</i> : unable to allocate memory for session <i>session-id</i> , interface <i>interface-name</i> |
| Description | The Layer 2 Tunneling Protocol process (l2tpd) could not allocate memory for the indicated session to be associated with the indicated logical interface. |
| Type | Error: An error occurred |
| Severity | error |

L2TPD_SESSION_IFL_CLI_TREE_ALLOC

| | |
|---------------------------|---|
| System Log Message | Unable to allocate memory for session tree for interface <i>interface-name</i> |
| Description | The Layer 2 Tunneling Protocol process (l2tpd) maintains a copy of the JUNOS configuration database in memory. It could not allocate memory for a command-line interface (CLI)-specific session tree structure for the indicated logical interface. |
| Type | Error: An error occurred |
| Severity | error |

L2TPD_SESSION_IFL_DELETED

| | |
|---------------------------|---|
| System Log Message | <i>function-name</i> : interface <i>interface-name</i> is deleted |
| Description | The Layer 2 Tunneling Protocol process (l2tpd) detected that the configuration information for the indicated logical interface was deleted for a session. |
| Type | Error: An error occurred |
| Severity | error |

L2TPD_SESSION_IFL_DELETE_FAILED

| | |
|---------------------------|---|
| System Log Message | <i>function-name</i> : unable to delete session <i>identifier</i> from interface <i>interface-name</i> |
| Description | The Layer 2 Tunneling Protocol process (l2tpd) could not delete information about a session from the configuration information for a logical interface. |
| Type | Error: An error occurred |
| Severity | error |

L2TPD_SESSION_IFL_GET_FAILED

| | |
|---------------------------|--|
| System Log Message | <i>function-name</i> : unable to find interface <i>interface-name</i> |
| Description | The Layer 2 Tunneling Protocol process (l2tpd) could not retrieve configuration information about the indicated logical interface, to which it was going to add session information. |
| Type | Error: An error occurred |
| Severity | error |

L2TPD_SESSION_IFL_NOT_EQUAL

| | |
|---------------------------|---|
| System Log Message | <i>function-name</i> : interface <i>interface-name</i> not equal |
| Description | The Layer 2 Tunneling Protocol process (l2tpd) could not add a session for the indicated logical interface. |
| Type | Error: An error occurred |
| Severity | error |

L2TPD_SESSION_IFL_NOT_FOUND

| | |
|---------------------------|--|
| System Log Message | Unable to find interface <i>interface-name</i> (L2TP tunnel <i>tunnel-id</i> , session <i>session-id</i>) |
| Description | The Layer 2 Tunneling Protocol process (l2tpd) could not find the indicated logical interface corresponding to the indicated tunnel and session. |
| Type | Error: An error occurred |
| Severity | error |

L2TPD_SESSION_IFL_OCCUPIED

| | |
|---------------------------|---|
| System Log Message | <i>function-name</i> : interface <i>interface-name</i> already has associated session (<i>value1/value2</i>) |
| Description | The Layer 2 Tunneling Protocol process (l2tpd) determined that the indicated logical interface already had an associated session. |
| Type | Error: An error occurred |
| Severity | error |

L2TPD_SESSION_IFL_REMOVE_FAILED

| | |
|---------------------------|--|
| System Log Message | Unable to remove L2TP tunnel <i>tunnel-id</i> , session <i>session-id</i> from logical interface (errno <i>error-code</i>) |
| Description | The Layer 2 Tunneling Protocol process (l2tpd) could not remove information about the indicated tunnel and session from the record it maintains for a logical interface. |
| Type | Error: An error occurred |
| Severity | error |

L2TPD_SESSION_INVALID_PEER_IP

| | |
|---------------------------|---|
| System Log Message | Invalid peer address <i>peer-address</i> in IPCP UP (L2TP tunnel <i>tunnel-id</i> , session <i>session-id</i>); closing session |
| Description | The Layer 2 Tunneling Protocol process (l2tpd) received an IP Control Protocol (IPCP) 'UP' message for the indicated tunnel and session that included the indicated IP address for a peer. The address was invalid, and the l2tpd process started closing down the session. |
| Type | Error: An error occurred |
| Severity | error |

L2TPD_SESSION_ROUTE_ADD_FAILED

| | |
|---------------------------|--|
| System Log Message | Unable to add PPP route (L2TP tunnel <i>tunnel-id</i> , session <i>session-id</i> , errno <i>error-code</i>) |
| Description | The Layer 2 Tunneling Protocol process (l2tpd) could not add a Point-to-Point Protocol (PPP) route for the indicated tunnel and session. |
| Type | Error: An error occurred |
| Severity | error |

L2TPD_SESSION_RT_TBL_NOT_FOUND

| | |
|---------------------------|--|
| System Log Message | Unable to find route table <i>table-id</i> for interface <i>interface-name</i> (L2TP tunnel <i>tunnel-id</i> , session <i>session-id</i>) |
| Description | The Layer 2 Tunneling Protocol process (l2tpd) could not retrieve the indicated routing table associated with the indicated logical interface in the indicated tunnel and session. |
| Type | Error: An error occurred |

Severity error

L2TPD_SESSION_TUNNEL_ID_MISMATCH

System Log Message Tunnel ID *tunnel-id* in message does not match L2TP tunnel *l2tp-tunnel-id*, session *session-id*

Description The Layer 2 Tunneling Protocol process (l2tpd) received a message with the indicated tunnel identifier, which did not match the identifier stored for the indicated tunnel and session.

Type Error: An error occurred

Severity error

L2TPD_SETSOCKOPT_FAILED

System Log Message setsockopt() failed *operation: error-message*

Description The Layer 2 Tunneling Protocol process (l2tpd) could not set socket options during the indicated operation.

Type Error: An error occurred

Severity error

L2TPD_SET_ASYNC_CONTEXT

System Log Message Unable to set asynchronous context (errno *error-code*)

Description The Layer 2 Tunneling Protocol process (l2tpd) could not set asynchronous context for a routing socket connection, which it uses to communicate with the JUNOS operating system kernel.

Type Error: An error occurred

Severity error

L2TPD_SHOW_MULTILINK

System Log Message Detail level *level* is not supported by 'show services l2tp multilink' command

Description The 'show services l2tp multilink' command was issued with the indicated option to specify the amount of information to return, but the command does not support that option.

Type Error: An error occurred

Severity error

L2TPD_SHOW_SESSION

System Log Message Detail level *level* is not supported by 'show services l2tp session' command

Description The 'show services l2tp session' command was issued with the indicated option to specify the amount of information to return, but the command does not support that option.

Type Error: An error occurred
Severity error

L2TPD_SHOW_TUNNEL

System Log Message Detail level *level* is not supported by 'show services l2tp tunnel' command

Description The 'show services l2tp tunnel' command was issued with the indicated option to specify the amount of information to return, but the command does not support that option.

Type Error: An error occurred
Severity error

L2TPD_SOCKET_FAILED

System Log Message socket() failed *operation: error-message*

Description The Layer 2 Tunneling Protocol process (l2tpd) could not open socket during the indicated operation.

Type Error: An error occurred
Severity error

L2TPD_SUBUNIT_ROUTE_ALLOC_FAILED

System Log Message Unable to allocate L2TP route (tunnel *tunnel-id*, session *session-id*)

Description The Layer 2 Tunneling Protocol process (l2tpd) could not allocate a subunit route record for the indicated tunnel and session.

Type Error: An error occurred
Severity error

L2TPD_TRACE_FILE_OPEN_FAILED

System Log Message Unable to open trace file: *error-message*

Description The Layer 2 Tunneling Protocol process (l2tpd) could not open its trace file.

Type Error: An error occurred
Severity error

L2TPD_TUNNEL_CFG_ADD_FAILED

System Log Message Unable to add L2TP tunnel *tunnel-id* to PIC configuration (errno *error-code*)

Description The Layer 2 Tunneling Protocol process (l2tpd) maintains a copy of the JUNOS configuration database in memory. It could not add information about the indicated tunnel to the in-memory configuration for the Physical Interface Card (PIC).

Type Error: An error occurred

Severity error

L2TPD_TUNNEL_CFG_ADD_INV_ADDR

| | |
|---------------------------|---|
| System Log Message | Unable to add L2TP tunnel <i>tunnel-id</i> to PIC configuration: address invalid |
| Description | The Layer 2 Tunneling Protocol process (l2tpd) maintains a copy of the JUNOS configuration database in memory. It could not add information about the indicated tunnel to the in-memory configuration for the Physical Interface Card (PIC), because the local or remote address provided for the tunnel was invalid. |
| Type | Error: An error occurred |
| Severity | error |

L2TPD_TUNNEL_CFG_DELETE_FAILED

| | |
|---------------------------|---|
| System Log Message | Unable to remove L2TP tunnel <i>tunnel-id</i> from PIC configuration |
| Description | The Layer 2 Tunneling Protocol process (l2tpd) maintains a copy of the JUNOS configuration database in memory. It could not remove information about the indicated tunnel from the in-memory configuration for the Physical Interface Card (PIC). |
| Type | Error: An error occurred |
| Severity | error |

L2TPD_TUNNEL_DELETE_FAILED

| | |
|---------------------------|---|
| System Log Message | Unable to delete L2TP tunnel <i>tunnel-id</i> (errno <i>error-code</i>) |
| Description | The Layer 2 Tunneling Protocol process (l2tpd) could not delete information about the indicated tunnel. |
| Type | Error: An error occurred |
| Severity | error |

L2TPD_TUNNEL_DEST_IF_LOOKUP_FAIL

| | |
|---------------------------|---|
| System Log Message | Unable to find destination interface for L2TP tunnel <i>tunnel-id</i> remote address: <i>error-message</i> |
| Description | The Layer 2 Tunneling Protocol process (l2tpd) tried to use route lookup to determine which local logical interface to use to reach the remote end of the indicated tunnel. The attempt failed. |
| Type | Error: An error occurred |
| Severity | error |

L2TPD_TUNNEL_GROUP_ADD_FAILED

| | |
|---------------------------|---|
| System Log Message | Unable to create L2TP tunnel group |
| Description | The Layer 2 Tunneling Protocol process (l2tpd) could not create a tunnel group. |

Type Error: An error occurred
Severity error

L2TPD_TUNNEL_GROUP_CFG_ADD_FAIL

System Log Message Unable to add tunnel group *tunnel-group* (service set *service-set*) to configuration for PIC *pic-slot*: *error-message*

Description The Layer 2 Tunneling Protocol process (l2tpd) maintains a copy of the JUNOS configuration database in memory. It could not add information about the indicated tunnel group and service set to the in-memory configuration for the indicated Physical Interface Card (PIC).

Type Error: An error occurred
Severity error

L2TPD_TUNNEL_GROUP_CFG_DEL_FAIL

System Log Message Unable to delete tunnel group *tunnel-group* (service set *service-set*): *error-code*

Description The Layer 2 Tunneling Protocol process (l2tpd) could not delete information about the indicated tunnel group and service set.

Type Error: An error occurred
Severity error

L2TPD_TUNNEL_GROUP_CREATE_FAILED

System Log Message Unable to create L2TP module for tunnel group *address*

Description The Layer 2 Tunneling Protocol process (l2tpd) could not create the indicated protocol tunnel group.

Type Error: An error occurred
Severity error

L2TPD_TUNNEL_GROUP_DELETE_FAILED

System Log Message Unable to delete L2TP tunnel group *tunnel-group-id* (errno *error-code*)

Description The Layer 2 Tunneling Protocol process (l2tpd) could not delete information about the indicated tunnel group.

Type Error: An error occurred
Severity error

L2TPD_TUNNEL_GROUP_IDX_MISMATCH

System Log Message Tunnel group index *index1* in message does not match index *index2* stored for L2TP tunnel *tunnel-id*

Description The Layer 2 Tunneling Protocol process (l2tpd) received a message with the indicated tunnel group index, which did not match the indicated group tunnel index stored for the indicated tunnel.

Type Error: An error occurred

Severity error

L2TPD_TUNNEL_GROUP_RESTART_FAIL

System Log Message Unable to restart L2TP module for tunnel group

Description The Layer 2 Tunneling Protocol process (l2tpd) could not restart a protocol tunnel group.

Type Error: An error occurred

Severity error

L2TPD_USER_AUTHN_NOT_FOUND

System Log Message Unable to find user profile *username* during PPP authentication

Description The Layer 2 Tunneling Protocol process (l2tpd) could not retrieve the user profile for the indicated username, which it needs for Point-to-Point Protocol (PPP) authentication of a session.

Type Error: An error occurred

Severity error

L2TPD_USER_AUTHN_ORDER_UNKNOWN

System Log Message Unknown authentication order *authentication-order* (tunnel *tunnel-id*, session *session-id*)

Description The Layer 2 Tunneling Protocol process (l2tpd) did not recognize the indicated authentication order, which was specified for Point-to-Point (PPP) authentication of the indicated tunnel and session.

Type Error: An error occurred

Severity error

L2TPD_USER_AUTHN_PWD_NOT_FOUND

System Log Message Unable to retrieve password during PPP authentication of user *username*

Description The Layer 2 Tunneling Protocol process (l2tpd) could not retrieve the password for the indicated username, which it needs for Point-to-Point Protocol (PPP) authentication of a session.

Type Error: An error occurred

Severity error

Chapter 29

LACPD System Log Messages

This chapter describes messages with the LACPD prefix. They are generated by the Link Aggregation Control Protocol (LACPD) process (lacpd), which supports LACP functions for aggregated Ethernet interfaces.

LACPD_MEMORY_ALLOCATION_FAILED

| | |
|---------------------------|--|
| System Log Message | Unable to allocate memory for interface <i>interface-name</i> |
| Description | The Link Aggregation Control Protocol process (lacpd) could not allocate memory for the indicated interface. |
| Type | Error: An error occurred |
| Severity | error |

Chapter 30

LFMD System Log Messages

This chapter describes messages with the LFMD prefix. They are generated by the link-fault management process (lfmd), which supports Operation, Administration, and Maintenance (OAM) functions that are defined in the Institute of Electrical and Electronics Engineers (IEEE) 802.3ah standard for Ethernet interfaces.

LFMD_RTsock_OPEN_FAILED

| | |
|---------------------------|--|
| System Log Message | Unable to open synchronous routing socket: <i>error-message</i> |
| Description | The Ethernet Operation, Administration and Management link-fault management process (lfmd) could not open a routing socket to create a connection. |
| Type | Error: An error occurred |
| Severity | error |

Chapter 31

LIBESPTASK System Log Messages

This chapter describes messages with the LIBESPTASK prefix.

LIBESPTASK_SNMP_CONN_PROG

| | |
|---------------------------|---|
| System Log Message | <i>function-name: error-message</i> |
| Description | The indicated error occurred while the process using libesptask was connecting to the Simple Network Management Protocol (SNMP) master agent. |
| Type | Error: An error occurred |
| Severity | info |

LIBESPTASK_SNMP_CONN_QUIT

| | |
|---------------------------|---|
| System Log Message | <i>function-name: unable to connect to SNMP agent (pathname): error-message</i> |
| Description | The process using libesptask could not connect to the indicated Simple Network Management Protocol (SNMP) master agent. |
| Type | Error: An error occurred |
| Severity | error |

LIBESPTASK_SNMP_CONN_RETRY

| | |
|---------------------------|--|
| System Log Message | <i>function-name: reattempting connection to SNMP agent (pathname): error-message</i> |
| Description | The process using libesptask tried again to connect to the indicated Simple Network Management Protocol (SNMP) master agent after a connection attempt failed. |
| Type | Error: An error occurred |
| Severity | error |

LIBESPTASK_SNMP_INVALID_SOCKET

| | |
|---------------------------|--|
| System Log Message | <i>function-name: socket file-descriptor is invalid</i> |
| Description | The process using libesptask could not send a message to a Simple Network Management Protocol (SNMP) master agent because the indicated socket is invalid. |
| Type | Error: An error occurred |

Severity error

LIBESPTASK_SNMP_SOCKET_BLOCK

System Log Message *function-name*: unable to set nonblocking option

Description The process using libesptask could not set a socket to nonblocking mode after connecting to the Simple Network Management Protocol (SNMP) master agent.

Type Error: An error occurred

Severity error

LIBESPTASK_SNMP_SOCKET_RECVBUF

System Log Message *function-name*: unable to set recvbuf option

Description The process using libesptask could not set the size of the kernel receive buffer, which allows it to accept the largest possible packet from the Simple Network Management Protocol (SNMP) master agent.

Type Error: An error occurred

Severity error

LIBESPTASK_SNMP_SOCKET_SENDBUF

System Log Message *function-name*: unable to set sendbf option

Description The process using libesptask could not set the size of the kernel send buffer, which allows it to send the largest possible packet to the Simple Network Management Protocol (SNMP) master agent.

Type Error: An error occurred

Severity error

Chapter 32

LIBJNX System Log Messages

This chapter describes messages with the LIBJNX prefix. They are generated by processes that call routines in the libjuniper library, which includes routines for creating and managing child processes, parsing machine and interface addresses, tracing, file I/O, and other functions.

LIBJNX_AUDIT_ERROR

| | |
|---------------------------|---|
| System Log Message | <i>function-name: error-message</i> |
| Description | A JUNOS process could not notify the audit process (auditd) about user activity related to system accounting, because of an interprocess communication (IPC) error. |
| Type | Error: An error occurred |
| Severity | error |
| Cause | Possible reasons include (a) auditd was not running (b) auditd was still initializing after a restart (c) there was a socket error. |
| Action | Contact your technical support representative. |

LIBJNX_COMPRESS_EXEC_FAILED

| | |
|---------------------------|--|
| System Log Message | Unable to compress file ' <i>filename</i> ' using <i>program-name: error-message</i> |
| Description | A JUNOS process tried to use the indicated utility to create a compressed version of the indicated old system log file. The attempt failed for the indicated reason. |
| Type | Error: An error occurred |
| Severity | info |
| Cause | An internal software failure occurred. |
| Action | Contact your technical support representative. |

LIBJNX_DEFAULT_IP_ADDR_NOT_SET

| | |
|---------------------------|---|
| System Log Message | Unable to retrieve system default IP address: not set in kernel (<i>error-message</i>) |
| Description | A JUNOS process could not retrieve the system default IP address from the kernel, because the address is not defined there. |

| | |
|-----------------|--|
| Type | Error: An error occurred |
| Severity | critical |
| Cause | An internal software failure occurred. |
| Action | Contact your technical support representative. |

LIBJNX_EVLIB_FAILURE

| | |
|---------------------------|---|
| System Log Message | <i>function-name: error-message</i> |
| Description | A JUNOS process called the indicated function in the event library. The function failed for the indicated reason. |
| Type | Error: An error occurred |
| Severity | emergency |
| Cause | An internal software failure occurred. |
| Action | Contact your technical support representative. |

LIBJNX_EXEC_EXITED

| | |
|---------------------------|--|
| System Log Message | Command stopped: PID <i>pid</i> , signal = ' <i>return-value</i> ' <i>core-dump-status</i> , command ' <i>command</i> ' |
| Description | A JUNOS process created a child process to execute the indicated command for it. The child process stopped unexpectedly. |
| Type | Error: An error occurred |
| Severity | notice |
| Cause | An internal software failure occurred. |
| Action | Contact your technical support representative. |

LIBJNX_EXEC_FAILED

| | |
|---------------------------|---|
| System Log Message | Child exec failed for command ' <i>command</i> ': <i>error-message</i> |
| Description | A JUNOS process called the exec() system call while creating a child process to execute the indicated command for it. The system call failed. |
| Type | Error: An error occurred |
| Severity | error |
| Cause | An internal software failure occurred. |
| Action | Contact your technical support representative. |

LIBJNX_EXEC_PIPE

| | |
|---------------------------|---|
| System Log Message | Unable to create pipes for command ' <i>command</i> ': <i>error-message</i> |
| Description | A JUNOS process created a child process to execute the indicated command for it. Its attempt to create pipes for communication with the child failed. |
| Type | Error: An error occurred |
| Severity | error |
| Cause | An internal software failure occurred. |
| Action | Contact your technical support representative. |

LIBJNX_EXEC_SIGNED

| | |
|---------------------------|--|
| System Log Message | Command received signal: PID <i>pid</i> , signal <i>signal-name</i> <i>core-dump-status</i> , command ' <i>command</i> ' |
| Description | A JUNOS process created a child process to execute the indicated command for it. The child process received the indicated signal and exited. |
| Type | Error: An error occurred |
| Severity | error |
| Cause | An internal software failure occurred. |
| Action | Contact your technical support representative. |

LIBJNX_EXEC_WEXIT

| | |
|---------------------------|--|
| System Log Message | Command exited: PID <i>pid</i> , status <i>return-value</i> <i>core-dump-status</i> , command ' <i>command</i> ' |
| Description | A JUNOS process created a child process to execute the indicated command for it. The child process exited abnormally with the indicated exit code. |
| Type | Error: An error occurred |
| Severity | notice |
| Cause | An internal software failure occurred. |
| Action | Contact your technical support representative. |

LIBJNX_FILE_COPY_FAILED

| | |
|---------------------------|---|
| System Log Message | Failed to copy from <i>source-filename</i> to <i>destination-filename</i> |
| Description | A JUNOS process could not copy the indicated source file to the indicated destination name or location. |
| Type | Error: An error occurred |
| Severity | error |

LIBJNX_FILE_SYSTEM_FAIL

| | |
|---------------------------|--|
| System Log Message | <i>pathname: error-message</i> |
| Description | A JUNOS process could not obtain status information for the indicated file system. |
| Type | Event: This message reports an event, not an error |
| Severity | error |

LIBJNX_FILE_SYSTEM_SPACE

| | |
|---------------------------|--|
| System Log Message | Not enough space left on device <i>pathname</i> |
| Description | A JUNOS process found that the indicated file system did not have the free space needed for storing temporary files. |
| Type | Event: This message reports an event, not an error |
| Severity | warning |

LIBJNX_INVALID_CHASSIS_ID

| | |
|---------------------------|---|
| System Log Message | <i>function-name: invalid chassis ID chassis-id</i> |
| Description | A JUNOS process could not determine the hostname for the master Routing Engine on a routing node in a routing matrix, because the indicated chassis ID provided for the routing platform was invalid. |
| Type | Error: An error occurred |
| Severity | error |

LIBJNX_INVALID_RE_SLOT_ID

| | |
|---------------------------|--|
| System Log Message | <i>function-name: invalid Routing Engine slot ID routing-engine-slot</i> |
| Description | A JUNOS process could not determine the hostname for a Routing Engine, because the indicated Routing Engine slot ID was invalid. |
| Type | Error: An error occurred |
| Severity | error |

LIBJNX_INVALID_XML_DATA

| | |
|---------------------------|--|
| System Log Message | Invalid XML data '\data' |
| Description | The XML parser closed its session with a client application because the indicated XML data sent by the client was invalid. |
| Type | Error: An error occurred |
| Severity | error |

LIBJNX_PRIV_LOWER_FAILED

| | |
|---------------------------|---|
| System Log Message | Unable to lower privilege level: <i>error-message</i> |
|---------------------------|---|

| | |
|--------------------|---|
| Description | A JUNOS process attempted to revert its effective user ID to the original user. The attempt failed. |
| Type | Error: An error occurred |
| Severity | error |
| Cause | An internal software failure occurred. |
| Action | Contact your technical support representative. |

LIBJNX_PRIV_RAISE_FAILED

| | |
|---------------------------|--|
| System Log Message | Unable to raise privilege level: <i>error-message</i> |
| Description | A JUNOS process attempted to set its effective user ID to the root user. The attempt failed. |
| Type | Error: An error occurred |
| Severity | error |
| Cause | An internal software failure occurred. |
| Action | Contact your technical support representative. |

LIBJNX_REPLICATE_RCP_ERROR

| | |
|---------------------------|--|
| System Log Message | <i>operation: operational-status</i> |
| Description | The rcp command failed during replication. |
| Type | Error: An error occurred |
| Severity | error |
| Cause | An internal software failure occurred. |
| Action | Contact your technical support representative. |

LIBJNX_REPLICATE_RCP_EXEC_FAILED

| | |
|---------------------------|--|
| System Log Message | rcp failed: <i>error-message</i> |
| Description | A JUNOS process created a child process to copy a file to the other Routing Engine. The copy operation failed. |
| Type | Error: An error occurred |
| Severity | error |
| Cause | An internal software failure occurred. |
| Action | Contact your technical support representative. |

LIBJNX_SNMP_ENGINE_FILE_FAILURE

| | |
|---------------------------|---|
| System Log Message | <i>function-name: operation: operation filename: error-message</i> |
| Description | A JUNOS process could not perform the indicated operation on the indicated SNMP engine data file. |
| Type | Error: An error occurred |
| Severity | critical |
| Cause | An internal software failure occurred. |
| Action | Contact your technical support representative. |

LIBJNX_SOCKET_FAILURE

| | |
|---------------------------|---|
| System Log Message | <i>operation: error-message</i> |
| Description | Various system processes use Transmission Control Protocol (TCP), User Datagram Protocol (UDP), and Reliable Data Protocol (RDP) sockets. The indicated socket operation failed for the indicated reason. |
| Type | Error: An error occurred |
| Severity | emergency |
| Cause | An internal software failure occurred. |
| Action | Contact your technical support representative. |

LIBJNX_XML_DECODE_FAILED

| | |
|---------------------------|---|
| System Log Message | Invalid XML encoding ' <i>data</i> ', skipping to ';'. |
| Description | The XML parser ignored the indicated XML data sent by a client application, because the XML encoding of the data was invalid. The parser skipped ahead to the likely endpoint for the invalid data. |
| Type | Error: An error occurred |
| Severity | error |
| Cause | A possible cause is improper escaping of character constants in the data stream. |
| Action | Contact your technical support representative. |

Chapter 33

LIBMSRPC System Log Messages

This chapter describes messages with the LIBMSRPC prefix. They are generated by the mspinfo process which is responsible for RPC communication between the Routing Engine (RE) and the Multiservices Physical Interface Cards (PICs).

LIBMSRPC_CLIENT_INIT_FAILED

| | |
|---------------------------|---|
| System Log Message | Can't create msrpc client: <i>error-message</i> |
| Description | A JUNOS process (mspinfo) could not establish initialization of the RPC client. |
| Type | Error: An error occurred |
| Severity | error |
| Cause | Possible reasons: process is out of memory |
| Action | Contact your technical support representative. |

LIBMSRPC_CLIENT_KCOM_FAILED

| | |
|---------------------------|---|
| System Log Message | Can't initialize kcom for msrpc client: <i>error-message</i> |
| Description | A JUNOS process (mspinfo) could not establish initialization of the kcom subsystem. |
| Type | Error: An error occurred |
| Severity | error |
| Cause | Possible reasons: can't initialize kcom services. |
| Action | Contact your technical support representative. |

LIBMSRPC_CLIENT_NO_CONNECTION

| | |
|---------------------------|--|
| System Log Message | Failed connecting fpc = <i>fpc-slot</i> , pic = <i>pic-slot</i> |
| Description | Remote execution of the command given from the RE to the PIC failed, can not connect to the PIC. |
| Type | Error: An error occurred |
| Severity | notice |

Cause Possible reasons: a)PIC appears online but is not responding b)msrpc server is not running on the PIC.

Action Contact your technical support representative.

LIBMSRPC_CLIENT_NO_REPLY

System Log Message Error executing "*command*": no reply from the PIC

Description Remote execution of the command given from the RE to the PIC failed, no reply from the PIC.

Type Error: An error occurred

Severity notice

Cause Possible reasons: a)wrong command b)insufficient permissions c)wrong arguments d)PIC appears online but is not responding e)msrpc server is not running on the PIC.

Action Contact your technical support representative.

LIBMSRPC_CLIENT_PIC_DOWN

System Log Message Interface *interface-name* is down

Description Remote execution of the command given from the RE to the PIC failed, the PIC is down.

Type Error: An error occurred

Severity error

Cause Possible reasons: the given PIC is not responding and/or is offline.

Action Contact your technical support representative.

LIBMSRPC_CLIENT_WRONG_OUTPUT

System Log Message Error executing "*command*": output length exceeds *correct-length* characters

Description Remote execution of the command given from the RE to the PIC failed, PIC returned unexpected output.

Type Error: An error occurred

Severity notice

Cause Possible reasons: a)wrong command b)wrong arguments.

Action Contact your technical support representative.

Chapter 34

LICENSE System Log Messages

This chapter describes messages with the LICENSE prefix. They are generated by processes that call routines in the liblicense library, which provide software license management functions on a routing platform.

LICENSE_CONNECT_FAILURE

| | |
|---------------------------|---|
| System Log Message | Connection could not be set up: <i>error-message</i> |
| Description | The indicated error occurred because a connection to the license-check process was not established. |
| Type | Error: An error occurred |
| Severity | error |

LICENSE_CONN_TO_LI_CHECK_FAILURE

| | |
|---------------------------|---|
| System Log Message | Process could not connect to license-check in <i>maximum-value</i> tries; giving up |
| Description | The indicated process failed to connect to the license-check process after the indicated maximum tries. |
| Type | Error: An error occurred |
| Severity | error |

LICENSE_CONN_TO_LI_CHECK_SUCCESS

| | |
|---------------------------|--|
| System Log Message | Connected to license-check |
| Description | The indicated process successfully connected to the license-check process. |
| Type | Event: This message reports an event, not an error |
| Severity | info |

LICENSE_EXPIRED

| | |
|---------------------------|--|
| System Log Message | License for feature <i>feature-name(feature-id)</i> expired |
| Description | The time-based license for the indicated feature expired. The feature remains inactive until a new license is installed. |
| Type | Event: This message reports an event, not an error |

Severity alert

LICENSE_GRACE_PERIOD_APPROACHING

System Log Message License grace period for feature *feature-name(feature-id)* will expire in *time*

Description The indicated amount of time remained before the license grace period for the indicated feature would expire. If a new license was not installed within that time, the feature became inactive.

Type Event: This message reports an event, not an error

Severity alert

LICENSE_GRACE_PERIOD_EXCEEDED

System Log Message License grace period for feature *feature-name(feature-id)* will expire in *time* (limit = *maximum-value*)

Description The grace period for a scale license is about to expire. Unless the scale license is upgraded, the license will scale back to the licensed limit once the grace period expires.

Type Event: This message reports an event, not an error

Severity alert

LICENSE_GRACE_PERIOD_EXPIRED

System Log Message License grace period for feature *feature-name(feature-id)* has expired

Description The grace period for a licensable feature has expired. Strict license enforcement will remain active until a new license is installed.

Type Event: This message reports an event, not an error

Severity alert

LICENSE_LIST_MANAGEMENT

System Log Message Error occurred for feature *feature-name: error-message* (system error: *system-error-message*)

Description The management process (mgd) could not complete a license management command related to the indicated feature. If a system error is reported, it caused the problem.

Type Error: An error occurred

Severity error

LICENSE_NEARING_EXPIRY

System Log Message License for feature *feature-name(feature-id)* expires in *time*

Description At the time this message was logged, the indicated amount of time remained before the time-based license for the indicated feature would expire. If a new license was not installed within that time, the feature became inactive.

| | |
|-----------------|--|
| Type | Event: This message reports an event, not an error |
| Severity | alert |

LICENSE_READ_ERROR

| | |
|---------------------------|---|
| System Log Message | recvmsg() failed: <i>error-message</i> |
| Description | The indicated process failed to read an event sent to it, for the indicated reason. |
| Type | Error: An error occurred |
| Severity | error |

LICENSE_REG_ERROR

| | |
|---------------------------|---|
| System Log Message | Registration request failed: <i>current-value</i> |
| Description | The license registration request failed. A request needs to be resent to the license-check process. |
| Type | Error: An error occurred |
| Severity | error |

LICENSE_SIGNATURE_VERIFY_FAILED

| | |
|---------------------------|--|
| System Log Message | Signature verification failed: <i>error-message</i> |
| Description | The management process (mgd) could not verify a license because the license's signature was invalid. |
| Type | Error: An error occurred |
| Severity | error |

LICENSE_UNKNOWN_RESPONSE_TYPE

| | |
|---------------------------|---|
| System Log Message | unknown message type received: <i>current-value</i> |
| Description | An unknown response type was received from the license-check process. |
| Type | Error: An error occurred |
| Severity | error |

LICENSE_VERIFICATION_FILE_ERROR

| | |
|---------------------------|---|
| System Log Message | License verification failed for file ' <i>error-message</i> ': <i>filename</i> (system error: <i>system-error-message</i>) |
| Description | The management process (mgd) could not verify the indicated license file because of the indicated internal file-handling error. |
| Type | Error: An error occurred |
| Severity | error |

Chapter 35

LLDPD System Log Messages

This chapter describes messages with the LLDPD prefix. They are generated by the Link Layer Discovery Protocol (lldpd) process, which is responsible for discovering network devices and their capabilities.

LLDPD_SYSTEM

| | |
|---------------------------|---|
| System Log Message | <i>reason: error-message</i> |
| Description | A system call made by the Link Layer Discovery Protocol process (LLDPD) failed. |
| Type | Error: An error occurred |
| Severity | error |
| Cause | It is possible that the kernel lacked the resources to fulfill the request. LLDPD will recover. |

Chapter 36

LOGIN System Log Messages

This chapter describes messages with the **LOGIN** prefix. They are generated by the login process (login), which performs authentication for Telnet sessions.

LOGIN_ABORTED

| | |
|---------------------------|--|
| System Log Message | Client aborted login |
| Description | A login attempt was cancelled, either by the remote user or in response to a signal. |
| Type | Event: This message reports an event, not an error |
| Severity | info |

LOGIN_FAILED

| | |
|---------------------------|---|
| System Log Message | Login failed for user <i>username</i> from host <i>hostname</i> |
| Description | A login attempt failed for the indicated username. |
| Type | Event: This message reports an event, not an error |
| Severity | notice |

LOGIN_FAILED_SET_CONTEXT

| | |
|---------------------------|---|
| System Log Message | Failed to set context for user <i>username</i> |
| Description | The login process (login) could not set login context properties for the indicated user and cancelled the authentication attempt. |
| Type | Error: An error occurred |
| Severity | error |

LOGIN_FAILED_SET_LOGIN

| | |
|---------------------------|--|
| System Log Message | Failed to set login ID for user <i>username</i> : <i>error-message</i> |
| Description | The login process (login) could not assume the user ID of the indicated user and cancelled the authentication attempt. |
| Type | Error: An error occurred |
| Severity | error |

LOGIN_HOSTNAME_UNRESOLVED

| | |
|---------------------------|---|
| System Log Message | Unable to resolve hostname <i>hostname: error-message</i> |
| Description | The login process (login) could not resolve the indicated remote hostname for the indicated reason. |
| Type | Error: An error occurred |
| Severity | error |
| Cause | An internal software failure occurred. |

LOGIN_INFORMATION

| | |
|---------------------------|---|
| System Log Message | User <i>username</i> logged in from host <i>hostname</i> on device <i>tty-name</i> |
| Description | The indicated username was authenticated and logged into the shell specified for it in the password file. |
| Type | Event: This message reports an event, not an error |
| Severity | info |

LOGIN_LOCAL_PASSWORD

| | |
|---------------------------|--|
| System Log Message | Requested local password from user <i>username</i> |
| Description | The PAM authentication attempt failed for the indicated user, who was prompted for the password recorded in the local password file. |
| Type | Event: This message reports an event, not an error |
| Severity | info |

LOGIN_MALFORMED_USER

| | |
|---------------------------|--|
| System Log Message | Invalid username: <i>username</i> |
| Description | The indicated username was invalid. |
| Type | Event: This message reports an event, not an error |
| Severity | info |

LOGIN_PAM_AUTHENTICATION_ERROR

| | |
|---------------------------|--|
| System Log Message | PAM authentication error for user <i>username</i> |
| Description | The login process (login) could not authenticate the indicated user via PAM. |
| Type | Event: This message reports an event, not an error |
| Severity | error |

LOGIN_PAM_ERROR

| | |
|---------------------------|--|
| System Log Message | Failure while authenticating user <i>username: error-message</i> |
|---------------------------|--|

| | |
|--------------------|---|
| Description | The PAM authentication process failed for the indicated username, for the indicated reason. |
| Type | Error: An error occurred |
| Severity | error |

LOGIN_PAM_MAX_RETRIES

| | |
|---------------------------|---|
| System Log Message | Too many retries while authenticating user <i>username</i> |
| Description | The number of failed PAM authentication attempts for the indicated user exceeded the maximum limit. |
| Type | Error: An error occurred |
| Severity | error |

LOGIN_PAM_STOP

| | |
|---------------------------|---|
| System Log Message | Failed to end PAM session: <i>error-message</i> |
| Description | The login process (login) could not end the PAM authentication session, for the indicated reason. |
| Type | Error: An error occurred |
| Severity | error |

LOGIN_PAM_USER_UNKNOWN

| | |
|---------------------------|---|
| System Log Message | Attempt to authenticate unknown user <i>username</i> |
| Description | The login process (login) failed to authenticate the indicated user via PAM because the username was unknown. |
| Type | Event: This message reports an event, not an error |
| Severity | error |

LOGIN_PASSWORD_EXPIRED

| | |
|---------------------------|--|
| System Log Message | Forcing change of expired password for user <i>username</i> |
| Description | The password provided for the indicated username was expired and the user was prompted to set a new one. |
| Type | Event: This message reports an event, not an error |
| Severity | info |

LOGIN_REFUSED

| | |
|---------------------------|--|
| System Log Message | Login of user <i>username</i> from host <i>hostname</i> on device <i>tty-name</i> was refused: <i>reason</i> |
| Description | A login attempt for the indicated username was rejected for the indicated reason. |

| | |
|-----------------|--|
| Type | Event: This message reports an event, not an error |
| Severity | notice |

LOGIN_ROOT

| | |
|---------------------------|---|
| System Log Message | User <i>username</i> logged in as root from host <i>hostname</i> on device <i>tty-name</i> |
| Description | The indicated username was authenticated as a superuser and logged into the shell specified for the root user in the password file. |
| Type | Event: This message reports an event, not an error |
| Severity | info |

LOGIN_TIMED_OUT

| | |
|---------------------------|---|
| System Log Message | Login attempt timed out after <i>duration</i> seconds |
| Description | A login attempt failed to complete in the maximum time allowed. |
| Type | Event: This message reports an event, not an error |
| Severity | info |

Chapter 37

LRMUX System Log Messages

This chapter describes messages with the LRMUX prefix. They are generated by the logical router multiplexer process (lrmuxd), which manages the multiple instances of the routing protocols process (rpd) on a machine running logical routers.

LRMUX_FAILED_EXEC

| | |
|---------------------------|--|
| System Log Message | Failed to exec <i>command</i> |
| Description | The Logical Router Multiplexer process (lrmuxd) issued the exec() system call to start a routing process (rpd) to check the validity of the configuration. The system call failed. |
| Type | Error: An error occurred |
| Severity | error |

LRMUX_LRPD_PID_LOCK

| | |
|---------------------------|---|
| System Log Message | Lock not found on PID file <i>filename</i> |
| Description | The Logical Router Multiplexer process (lrmuxd) could not find a lock for a logical router. |
| Type | Error: An error occurred |
| Severity | error |
| Cause | A logical router process (rpd) died. |

LRMUX_LRPD_PID_OPEN

| | |
|---------------------------|--|
| System Log Message | Unable to open PID file <i>filename</i> |
| Description | The Logical Router Multiplexer process (lrmuxd) could not open the indicated PID lock file for a logical router process (rpd). |
| Type | Error: An error occurred |
| Severity | error |

LRMUX_LRPD_SEND_HUP

| | |
|---------------------------|---|
| System Log Message | Unable to send signal to PID <i>pid</i> |
|---------------------------|---|

| | |
|--------------------|--|
| Description | The Logical Router Multiplexer process (lrmuxd) could not forward a SIGHUP signal to a logical router process (rpd). |
| Type | Error: An error occurred |
| Severity | error |

LRMUX_PID_LOCK

| | |
|---------------------------|---|
| System Log Message | Unable to lock PID file ' <i>filename</i> ' |
| Description | The Logical Router Multiplexer process (lrmuxd) attempted to lock the file that records its process ID (PID), which serves to prevent multiple instances of the lrmuxd process from running simultaneously. The attempt failed. |
| Type | Error: An error occurred |
| Severity | error |

Chapter 38

MCSNOOPD System Log Messages

This chapter describes messages with the MCSNOOPD prefix. They are generated by the multicast snooping process (mcsnoopd), which enables a Layer 2 device to examine the content of Layer 3 packets to determine which actions to perform.

MCSNOOPD_MGMT_TIMEOUT

| | |
|---------------------------|--|
| System Log Message | Connection to management peer <i>process-name</i> timed out waiting for input |
| Description | The connection between the snooping process (mcsnoopd) and the indicated management process (mgd) timed out before input arrived from the mgd process. |
| Type | Error: An error occurred |
| Severity | warning |
| Action | Examine the messages that immediately follow this message in the system log for information about possible causes. |
| Cause | An internal software failure occurred. |

Chapter 39

MIB2D System Log Messages

This chapter describes messages with the MIB2D prefix. They are generated by the Management Information Base II (MIB II) process (mib2d), which services requests for information gathered and reported by the Simple Network Management Protocol (SNMP).

MIB2D_ATM_ERROR

| | |
|---------------------------|---|
| System Log Message | <i>function-name: error-message</i> |
| Description | The MIB II process (mib2d) could not process ATM-related information. |
| Type | Error: An error occurred |
| Severity | error |
| Cause | An internal software failure occurred. |
| Action | Contact your technical support representative. |

MIB2D_CONFIG_CHECK_FAILED

| | |
|---------------------------|--|
| System Log Message | <i>function-name: configuration database has errors</i> |
| Description | The portion of the candidate configuration related to the MIB II process (mib2d) was checked for validity during a 'commit' operation. The check failed. |
| Type | Error: An error occurred |
| Severity | error |
| Cause | The configuration was invalid. |
| Action | Correct the invalid portion of the configuration as described in the error message on the console. |

MIB2D_FILE_OPEN_FAILURE

| | |
|---------------------------|---|
| System Log Message | Unable to open file ' <i>filename</i> ': <i>error-message</i> |
| Description | The MIB II process (mib2d) could not open the indicated file. |
| Type | Error: An error occurred |
| Severity | error |

- Cause** An internal software failure occurred.
- Action** Contact your technical support representative.

MIB2D_IFD_IFDINDEX_FAILURE

- System Log Message** Ifd index assigned to *interface-name* changed from *old-value* to *new-value*, removing old interface
- Description** There was a change to the ifd Index assigned to the indicated existing interface.
- Type** Error: An error occurred
- Severity** error
- Cause** An internal software failure occurred.
- Action** Contact your technical support representative.

MIB2D_IFD_IFINDEX_FAILURE

- System Log Message** SNMP index assigned to *interface-name* changed from *old-value* to *new-value*
- Description** There was a change to the SNMP ifIndex assigned to the indicated existing interface.
- Type** Error: An error occurred
- Severity** error
- Cause** An internal software failure occurred.
- Action** Contact your technical support representative.

MIB2D_IFL_IFINDEX_FAILURE

- System Log Message** SNMP index assigned to *interface-name.interface-unit* changed from *old-value* to *new-value*
- Description** There was a change to the SNMP ifIndex assigned to the indicated existing interface.
- Type** Error: An error occurred
- Severity** error
- Cause** An internal software failure occurred.
- Action** Contact your technical support representative.

MIB2D_KVM_FAILURE

- System Log Message** *function-name: reason: error-message*
- Description** A call to the indicated function in the kernel virtual memory library failed.
- Type** Error: An error occurred

| | |
|-----------------|--|
| Severity | error |
| Cause | An internal software failure occurred. |
| Action | Contact your technical support representative. |

MIB2D_PMON_OVERLOAD_CLEARED_TRAP

| | |
|---------------------------|---|
| System Log Message | Overload name: <i>overload-name</i> , interface: <i>interface-name</i> |
| Description | The MIB II process (mib2d) generated a jnxPMonOverloadCleared trap when it detected the clearing of an overload condition on the indicated monitoring services interface. |
| Type | Event: This message reports an event, not an error |
| Severity | warning |

MIB2D_PMON_OVERLOAD_SET_TRAP

| | |
|---------------------------|---|
| System Log Message | Overload name: <i>overload-name</i> , interface: <i>interface-name</i> |
| Description | The MIB II process (mib2d) generated a jnxPMonOverloadSet trap when it detected an overload condition on the indicated monitoring services interface. |
| Type | Event: This message reports an event, not an error |
| Severity | warning |

MIB2D_RTSLIB_READ_FAILURE

| | |
|---------------------------|---|
| System Log Message | <i>function-name</i> : failed in operation <i>object-name</i> : <i>index</i> (<i>error-message</i>) |
| Description | A call to the indicated function in the routing socket library failed during the indicated operation on the indicated object. |
| Type | Error: An error occurred |
| Severity | error |
| Cause | An internal software failure occurred. |
| Action | Contact your technical support representative. |

MIB2D_RTSLIB_SEQ_MISMATCH

| | |
|---------------------------|---|
| System Log Message | <i>function-name</i> : sequence mismatch (<i>expected-value</i> , <i>received-value</i>), resyncing |
| Description | The indicated function in the routing socket library detected a sequence number mismatch. The MIB II process (mib2d) will resynchronize its data with the JUNOS kernel. |
| Type | Event: This message reports an event, not an error |
| Severity | info |

MIB2D_SNMP_INDEX_ASSIGN

| | |
|---------------------------|---|
| System Log Message | <i>function-name: reason snmpid(snmp-interface-index) ifname(interface-name.interface-unit)</i> |
| Description | MIB2D can not assign snmp index for each interface. |
| Type | Error: An error occurred |
| Severity | error |
| Cause | An internal software failure occurred. |
| Action | Contact your technical support representative. |

MIB2D_SNMP_INDEX_DUPLICATE

| | |
|---------------------------|---|
| System Log Message | <i>function-name: duplicate snmpid(snmp-interface-index) old ifname(interface-name.interface-unit) new ifname(new-interface-name.kernel-interface-unit)</i> |
| Description | The SNMP index for first interface name was assigned the same SNMP index as second interface name. |
| Type | Error: An error occurred |
| Severity | emergency |
| Cause | An internal software failure occurred. |
| Action | Contact your technical support representative. |

MIB2D_SNMP_INDEX_UPDATE_STAT

| | |
|---------------------------|---|
| System Log Message | <i>function-name reason filename</i> |
| Description | MIB2D can not get the status of SNMP index file |
| Type | Error: An error occurred |
| Severity | error |
| Cause | An internal software failure occurred. |
| Action | Contact your technical support representative. |

MIB2D_SNMP_INDEX_WRITE

| | |
|---------------------------|--|
| System Log Message | <i>function-name: reason filename</i> |
| Description | MIB2D can not write into a file containing all the indices |
| Type | Error: An error occurred |
| Severity | error |
| Cause | An internal software failure occurred. |

Action Contact your technical support representative.

MIB2D_SYSCTL_FAILURE

System Log Message *function-name: sysctl type failed: error-message*

Description A request to the JUNOS kernel for system data failed.

Type Error: An error occurred

Severity error

Cause An internal software failure occurred.

Action Contact your technical support representative.

MIB2D_TRAP_HEADER_FAILURE

System Log Message *function-name: trap_request_header failed*

Description The MIB II process (mib2d) could not allocate a trap header.

Type Error: An error occurred

Severity error

Cause The Routing Engine is low on memory.

Action Contact your technical support representative.

MIB2D_TRAP_SEND_FAILURE

System Log Message *function-name: trap_request_send: error-message*

Description The MIB II process (mib2d) could not send a trap header.

Type Error: An error occurred

Severity error

Cause An internal software failure occurred.

Action Contact your technical support representative.

Chapter 40

MPLS_OAM System Log Messages

This chapter describes messages with the MPLS_OAM prefix. They are generated by the Multiprotocol Label Switching (MPLS) Operation, Administration, and Maintenance (OAM) process (mplsoamd), which supports traceroute operations for LDP label-switched paths (LSPs).

MPLS_OAM_FANOUT_LIMIT_REACHED

| | |
|---------------------------|--|
| System Log Message | <i>fec-address</i> : traceroute fanout limit was reached |
| Description | The traceroute fanout limit was reached. |
| Type | Error: An error occurred |
| Severity | info |
| Action | Raise the traceroute fanout limit parameter. |

MPLS_OAM_INVALID_SOURCE_ADDRESS

| | |
|---------------------------|--|
| System Log Message | <i>fec-address</i> : source address <i>ip-address</i> is invalid |
| Description | The traceroute utility is configured to use an invalid source address. |
| Type | Error: An error occurred |
| Severity | error |
| Action | Configure traceroute to use a valid source address. |

MPLS_OAM_PATH_LIMIT_REACHED

| | |
|---------------------------|--|
| System Log Message | <i>fec-address</i> : traceroute path limit was reached |
| Description | The traceroute path limit was reached. |
| Type | Error: An error occurred |
| Severity | info |
| Action | Raise the traceroute path limit parameter. |

MPLS_OAM_SEND_FAILED

| | |
|---------------------------|--|
| System Log Message | <i>fec-address: unable to send probe (error-message)</i> |
| Description | The Multiprotocol Label Switching (MPLS) Operation, Administration, and Maintenance (OAM) process (mplsoamd) could not send a traceroute probe packet. |
| Type | Error: An error occurred |
| Severity | error |
| Action | Contact your technical support representative. |

MPLS_OAM_SOCKET_OPEN_FAILED

| | |
|---------------------------|--|
| System Log Message | <i>fec-address: unable to open socket (error-message)</i> |
| Description | The Multiprotocol Label Switching (MPLS) Operation, Administration, and Maintenance (OAM) process (mplsoamd) could not open a socket to initiate a traceroute operation. |
| Type | Error: An error occurred |
| Severity | error |
| Action | Contact your technical support representative. |

MPLS_OAM_SOCKET_SELECT_FAILED

| | |
|---------------------------|--|
| System Log Message | <i>fec-address: unable to select socket (error-message)</i> |
| Description | The Multiprotocol Label Switching (MPLS) Operation, Administration, and Maintenance (OAM) process (mplsoamd) could not select a socket to initiate a traceroute operation. |
| Type | Error: An error occurred |
| Severity | error |
| Action | Contact your technical support representative. |

MPLS_OAM_TRACEROUTE_INTERRUPTED

| | |
|---------------------------|--|
| System Log Message | <i>fec-address: topology update interrupted traceroute</i> |
| Description | A traceroute operation was interrupted by a topology change. |
| Type | Event: This message reports an event, not an error |
| Severity | info |
| Action | Wait for the next scheduled traceroute operation. |

MPLS_OAM_TTL_EXPIRED

| | |
|---------------------------|--|
| System Log Message | <i>fec-address: traceroute TTL limit was reached</i> |
| Description | The time-to-live (TTL) limit for the traceroute utility was reached. |
| Type | Error: An error occurred |

| | |
|-----------------|---|
| Severity | info |
| Action | Raise the traceroute TTL limit parameter. |

MPLS_OAM_UNREACHABLE

| | |
|---------------------------|---|
| System Log Message | <i>fec-address</i> : traceroute encountered unreachable node |
| Description | The traceroute utility encountered a node that does not have a computable destination address. The Multiprotocol Label Switching (MPLS) Operation, Administration, and Maintenance (OAM) process (mplsoamd) therefore could not send a probe to the node. |
| Type | Error: An error occurred |
| Severity | info |
| Action | Contact your technical support representative. |

Chapter 41

NSD System Log Messages

This chapter describes messages with the NSD prefix. They are generated by the network security process (nsd), which manages firewall configuration on routers running the JUNOS software with enhanced services.

NSD_MEMORY_ALLOC_FAILED

| | |
|---------------------------|--|
| System Log Message | Unable to allocate <i>count</i> bytes of memory |
| Description | The network security process (nsd) could not allocate the indicated number of bytes of memory. |
| Type | Error: An error occurred |
| Severity | error |
| Cause | It is possible that system memory is exhausted. |
| Action | Increase the amount of RAM in the Routing Engine. |

NSD_RESTART_COMP_CFG_READ_FAILED

| | |
|---------------------------|---|
| System Log Message | Subcomponent could not read configuration database |
| Description | As the network security process (nsd) restarted, one or more of its subcomponents could not read its configuration information from configuration database. The nsd process restarted anyway, and routing performance was not affected. |
| Type | Error: An error occurred |
| Severity | error |

Chapter 42

PFE System Log Messages

This chapter describes messages with the PFE prefix. They are generated by the Packet Forwarding Engine controller, which manages packet forwarding functions.

PFE_CBF_UNSUPPORTED

| | |
|---------------------------|---|
| System Log Message | Internet Processor I does not support CoS-based forwarding |
| Description | The Internet Processor I application-specific integrated circuit (ASIC) does not support class-of-service (CoS)-based forwarding (CBF). |
| Type | Event: This message reports an event, not an error |
| Severity | warning |

PFE_FW_DELETE_MISMATCH_ERR

| | |
|---------------------------|---|
| System Log Message | Instance mismatch for <i>type (installed-firewall-name != deleted-firewall-name) ifl logical-interface-index family protocol-family</i> |
| Description | Before a firewall is deleted, it is sanity checked against what is installed in the forwarding topology. A mismatch was detected between the firewall to be deleted and the forwarding topology, and the delete operation was canceled. |
| Type | Error: An error occurred |
| Severity | error |

PFE_FW_IF_DIALER_ERR

| | |
|---------------------------|---|
| System Log Message | DFW: output <i>type (firewall-name)</i> on ifl <i>logical-interface-index</i> rejected, invalid interface |
| Description | Firewalls that use the ipsec-sa action to forward traffic to an IP Security (IPSec) security association (SA) cannot be configured on the ES Physical Interface Card (PIC) that services the SA. That configuration creates traffic loops within the router and was probably unintended. The problematic filter was automatically removed from the indicated interface. |
| Type | Error: An error occurred |
| Severity | error |

PFE_FW_IF_INPUT_ERR

| | |
|---------------------------|---|
| System Log Message | DFW: input <i>type (firewall-name)</i> on ifl <i>logical-interface-index</i> rejected, invalid interface |
| Description | Firewalls that use the ipsec-sa action to forward traffic to an IP Security (IPSec) security association (SA) cannot be configured on the ES Physical Interface Card (PIC) that services the SA. That configuration creates traffic loops within the router and was probably unintended. The problematic firewall was automatically removed from the indicated interface. |
| Type | Error: An error occurred |
| Severity | error |

PFE_FW_IF_OUTPUT_ERR

| | |
|---------------------------|---|
| System Log Message | DFW: output <i>type (firewall-name)</i> on ifl <i>logical-interface-index</i> rejected, invalid interface |
| Description | Firewalls that use the ipsec-sa action to forward traffic to an IP Security (IPSec) security association (SA) cannot be configured on the ES Physical Interface Card (PIC) that services the SA. That configuration creates traffic loops within the router and was probably unintended. The problematic firewall was automatically removed from the indicated interface. |
| Type | Error: An error occurred |
| Severity | error |

PFE_FW_PSF_DELETE_MISMATCH_ERR

| | |
|---------------------------|---|
| System Log Message | Instance mismatch for <i>type (installed-firewall-name != deleted-firewall-name)</i> hardware label <i>index</i> family <i>protocol-family</i> |
| Description | Before a postservice firewall is deleted, it is sanity checked against what is installed in the forwarding topology. A mismatch was detected between the firewall to be deleted and the forwarding topology, and the delete operation was canceled. |
| Type | Error: An error occurred |
| Severity | error |

PFE_FW_SYSLOG_IP

| | |
|---------------------------|---|
| System Log Message | FW: <i>interface-name</i> action <i>protocol-name</i> <i>source-address</i> <i>destination-address</i> <i>source-port-or-type</i> <i>destination-port-or-code</i> (count packets) |
| Description | An IP packet matched against a stateless firewall filter with the indicated 'syslog' action (A = Accept, D = Discard, R = Reject). |
| Type | Event: This message reports an event, not an error |
| Severity | info |

PFE_FW_SYSLOG_IP6_GEN

| | |
|---------------------------|--|
| System Log Message | FW: <i>interface-name</i> action <i>protocol-name</i> <i>source-address</i> <i>destination-address</i> (count packets) |
|---------------------------|--|

Description An IP version 6 (IPv6) packet matched against a stateless firewall filter with the indicated 'syslog' action (A = Accept, D = Discard, R = Reject).

Type Event: This message reports an event, not an error

Severity info

PFE_FW_SYSLOG_IP6_ICMP

System Log Message FW: *interface-name action protocol-name source-address destination-address type type code error-code (count packets)*

Description An IP version 6 (IPv6) Internet Control Message Protocol (ICMP) packet matched against a stateless firewall filter with the indicated 'syslog' action (A = Accept, D = Discard, R = Reject).

Type Event: This message reports an event, not an error

Severity info

PFE_FW_SYSLOG_IP6_TCP_UDP

System Log Message FW: *interface-name action protocol-name source-address destination-address sport:source-port dport:destination-port (count packets)*

Description An IP version 6 (IPv6) Transmission Control Protocol/User Datagram Protocol (TCP/UDP) packet matched against a stateless firewall filter with the indicated 'syslog' action (A = Accept, D = Discard, R = Reject).

Type Event: This message reports an event, not an error

Severity info

PFE_MGCP_ADD_CA_PORT_FAIL

System Log Message Failed to add the MGCP Call Agent port to application definition table

Description Failed to add the MGCP Call Agent port to the application definition table.

Type Error: An error occurred

Severity error

PFE_MGCP_ADD_UA_PORT_FAIL

System Log Message Failed to add the MGCP UA port to application definition table

Description Failed to add the MGCP User Agent port to the application definition table.

Type Error: An error occurred

Severity error

PFE_MGCP_DEL_CA_PORT_FAIL

System Log Message Failed to delete the MGCP Call Agent port from application definition table

Description Failed to remove the MGCP Call Agent port from the application definition table.

Type Error: An error occurred

Severity error

PFE_MGCP_DEL_UA_PORT_FAIL

System Log Message Failed to delete the MGCP User Agent port from application definition table

Description Failed to remove the MGCP User Agent port from the application definition table.

Type Error: An error occurred

Severity error

PFE_MGCP_MEM_INIT_FAILED

System Log Message Failed to create memory pool for *error-message*

Description Failed to initialize the MGCP memory pool.

Type Error: An error occurred

Severity error

PFE_MGCP_REG_HDL_FAIL

System Log Message Failed to register *object-name* handle

Description Failed to register the handler with the external module.

Type Error: An error occurred

Severity error

PFE_NH_RESOLVE_THROTTLED

System Log Message Next-hop resolution requests from interface *logical-interface-index* throttled

Description The Packet Forwarding Engine throttled next-hop resolution requests from the indicated interface, because the high number of requests might constitute an attempted denial-of-service (DoS) attack. Examples of events that generate next-hop resolution requests include an attempt to forward a packet without an Address Resolution Protocol (ARP) entry and receiving a multicast data packet with no matching route. Normally, the Packet Forwarding Engine forwards the requests to the Routing Engine.

Type Event: This message reports an event, not an error

Severity info

PFE_SCCP_ADD_PORT_FAIL

System Log Message Failed to add SCCP ALG port to application definition table

Description Failed to add the SCCP port to the application definition table.

Type Error: An error occurred
Severity error

PFE_SCCP_DEL_PORT_FAIL

System Log Message Failed to remove SCCP ALG port from application definition table
Description Failed to delete the SCCP port from application definition table.
Type Error: An error occurred
Severity error

PFE_SCCP_REG_NAT_VEC_FAIL

System Log Message Failed to add SCCP ALG vector to flow module
Description Failed to register the SCCP vector with the flow module.
Type Error: An error occurred
Severity error

PFE_SCCP_REG_RM_FAIL

System Log Message Failed to register SCCP client to Resource Manager
Description Failed to register the SCCP Resource Manager client.
Type Error: An error occurred
Severity error

PFE_SCCP_REG_VSIP_FAIL

System Log Message Failed to register SCCP client to VoIP State IP port
Description Failed to register the SCCP client to VoIP State IP port.
Type Error: An error occurred
Severity error

PFE_SCCP_RM_CLIENTID_FAIL

System Log Message Failed to get SCCP Resource Manager client identifier
Description Failed to get the SCCP Resource Manager client identifier.
Type Error: An error occurred
Severity error

PFE_SCREEN_CFG_ERROR

System Log Message fail to *operation* the screen config due to *error-message*

Description faile to change the configuration of screen module

Type Error: An error occurred

Severity error

PFE_SCREEN_CFG_EVENT

System Log Message *[operation]: screen name - context-name*

Description configuration of screen module is changed

Type Event: This message reports an event, not an error

Severity info

PFE_SCREEN_MT_CFG_ERROR

System Log Message failed to *operation* the screen config due to *error-message*

Description failed to change the configuration of screen module

Type Error: An error occurred

Severity error

PFE_SCREEN_MT_CFG_EVENT

System Log Message *[operation]: screen name - context-name*

Description configuration of screen module is changed

Type Event: This message reports an event, not an error

Severity info

PFE_SIP_ADD_PORT_FAIL

System Log Message Failed to add SIP ALG port to application definition table

Description Failed to add the SIP port to the application definition table.

Type Error: An error occurred

Severity error

PFE_SIP_DEL_PORT_FAIL

System Log Message Failed to delete SIP ALG port from application definition table

Description Failed to remove the SIP port from the application definition table.

Type Error: An error occurred

Severity error

PFE_SIP_MEM_INIT_FAILED

| | |
|---------------------------|---|
| System Log Message | Failed to create memory pool for <i>object-name</i> |
| Description | Failed to create a memory pool for SIP. |
| Type | Error: An error occurred |
| Severity | error |

PFE_SIP_REG_HDL_FAIL

| | |
|---------------------------|--|
| System Log Message | Failed to register <i>object-name</i> handle |
| Description | Failed to register the handler with the external module. |
| Type | Error: An error occurred |
| Severity | error |

PFE_USP_TRACE_BUFFER_CREATE

| | |
|---------------------------|---|
| System Log Message | USP Trace buffer created for <i>identifier</i> . |
| Description | The USP Packet Forwarding Engine (PFE) created a trace buffer for the indicated identifier. |
| Type | Event: This message reports an event, not an error |
| Severity | info |

PFE_USP_TRACE_BUFFER_DELETE

| | |
|---------------------------|---|
| System Log Message | Deleting USP trace buffer for <i>identifier</i> . |
| Description | The USP Packet Forwarding Engine (PFE) deleted a trace buffer for the indicated identifier. |
| Type | Event: This message reports an event, not an error |
| Severity | info |

PFE_USP_TRACE_BUFFER_LIMIT

| | |
|---------------------------|---|
| System Log Message | Number of buffered records limited to <i>requested-size</i> for <i>identifier</i> . |
| Description | The USP Packet Forwarding Engine (PFE) trace buffers were limited to the indicated size for the indicated identifier. |
| Type | Event: This message reports an event, not an error |
| Severity | info |

PFE_USP_TRACE_BUFFER_MEM_FAIL

| | |
|---------------------------|--|
| System Log Message | Cannot allocate buffer to hold <i>requested-size</i> records for <i>identifier</i> . |
|---------------------------|--|

| | |
|--------------------|---|
| Description | The USP Packet Forwarding Engine (PFE) did not allocate buffers of the indicated size for the indicated identifier. |
| Type | Error: An error occurred |
| Severity | error |

PFE_USP_TRACE_BUFFER_MODIFY

| | |
|---------------------------|---|
| System Log Message | USP Trace buffer modified for <i>identifier</i> . |
| Description | The USP Packet Forwarding Engine (PFE) modified trace buffers for the indicated identifier. |
| Type | Event: This message reports an event, not an error |
| Severity | info |

Chapter 43

PFED System Log Messages

This chapter describes messages with the PFED prefix. They are generated by the Packet Forwarding Engine process, which gathers and reports Packet Forwarding Engine statistics.

PFED_NOTIFICATION_STATS_FAILED

| | |
|---------------------------|--|
| System Log Message | Unable to retrieve notification statistics |
| Description | The Packet Forwarding Engine process (pfed) could not retrieve Packet Forwarding Engine notification statistics. |
| Type | Error: An error occurred |
| Severity | warning |

Chapter 44

PING System Log Messages

This chapter describes messages with the PING prefix. They are generated by the ping command, which tests whether a remote machine is accessible across the network.

PING_EGRESS_JITTER_THRESH_EXCEED

| | |
|---------------------------|--|
| System Log Message | pingCtlOwnerIndex = <i>test-owner</i> , pingCtlTestName = <i>test-name</i> |
| Description | The jitter for the egress trip time exceeded the configured threshold during the indicated test conducted by the indicated user. |
| Type | Event: This message reports an event, not an error |
| Severity | info |

PING_EGRESS_STDDEV_THRESH_EXCEED

| | |
|---------------------------|---|
| System Log Message | pingCtlOwnerIndex = <i>test-owner</i> , pingCtlTestName = <i>test-name</i> |
| Description | The standard deviation of the egress trip time exceeded the configured threshold during the indicated test conducted by the indicated user. |
| Type | Event: This message reports an event, not an error |
| Severity | info |

PING_EGRESS_THRESHOLD_EXCEEDED

| | |
|---------------------------|--|
| System Log Message | pingCtlOwnerIndex = <i>test-owner</i> , pingCtlTestName = <i>test-name</i> |
| Description | The egress trip time measured for a probe exceeded the configured threshold during the indicated test conducted by the indicated user. |
| Type | Event: This message reports an event, not an error |
| Severity | info |

PING_INGRESS_JTR_THRESH_EXCEED

| | |
|---------------------------|---|
| System Log Message | pingCtlOwnerIndex = <i>test-owner</i> , pingCtlTestName = <i>test-name</i> |
| Description | The jitter for the ingress trip time exceeded the configured threshold during the indicated test conducted by the indicated user. |

Type Event: This message reports an event, not an error
Severity info

PING_INGRESS_STDDV_THRESH_EXCEED

System Log Message pingCtlOwnerIndex = *test-owner*, pingCtlTestName = *test-name*
Description The standard deviation of the ingress trip time exceeded the configured threshold during the indicated test conducted by the indicated user.
Type Event: This message reports an event, not an error
Severity info

PING_INGRESS_THRESHOLD_EXCEEDED

System Log Message pingCtlOwnerIndex = *test-owner*, pingCtlTestName = *test-name*
Description The ingress trip time measured for a probe exceeded the configured threshold during the indicated test conducted by the indicated user.
Type Event: This message reports an event, not an error
Severity info

PING_PROBE_FAILED

System Log Message pingCtlOwnerIndex = *test-owner*, pingCtlTestName = *test-name*
Description The number of successive probe failures exceeded the pingCtlTrapProbeFailureFilter threshold.
Type Event: This message reports an event, not an error
Severity info

PING_RTT_JTR_THRESH_EXCEED

System Log Message pingCtlOwnerIndex = *test-owner*, pingCtlTestName = *test-name*
Description The jitter for the round trip time exceeded the configured threshold during the indicated test conducted by the indicated user.
Type Event: This message reports an event, not an error
Severity info

PING_RTT_STDDV_THRESH_EXCEED

System Log Message pingCtlOwnerIndex = *test-owner*, pingCtlTestName = *test-name*
Description The standard deviation of the round trip time exceeded the configured threshold during the indicated test conducted by the indicated user.
Type Event: This message reports an event, not an error
Severity info

PING_RTT_THRESHOLD_EXCEEDED

| | |
|---------------------------|---|
| System Log Message | pingCtlOwnerIndex = <i>test-owner</i> , pingCtlTestName = <i>test-name</i> |
| Description | The round trip time measured for a probe exceeded the configured threshold during the indicated test conducted by the indicated user. |
| Type | Event: This message reports an event, not an error |
| Severity | info |

PING_TEST_COMPLETED

| | |
|---------------------------|--|
| System Log Message | pingCtlOwnerIndex = <i>test-owner</i> , pingCtlTestName = <i>test-name</i> |
| Description | All probes were sent and the number of failed probes was less than the pingCtlTrapTestFailureFilter threshold. |
| Type | Event: This message reports an event, not an error |
| Severity | info |

PING_TEST_FAILED

| | |
|---------------------------|--|
| System Log Message | pingCtlOwnerIndex = <i>test-owner</i> , pingCtlTestName = <i>test-name</i> |
| Description | All probes were sent but the number of failed probes equaled or exceeded the pingCtlTrapTestFailureFilter threshold. |
| Type | Event: This message reports an event, not an error |
| Severity | info |

PING_UNKNOWN_THRESH_TYPE_EXCEED

| | |
|---------------------------|--|
| System Log Message | pingCtlOwnerIndex = <i>test-owner</i> , pingCtlTestName = <i>test-name</i> |
| Description | An unknown type of threshold event was reported during the indicated test conducted by the indicated user. |
| Type | Event: This message reports an event, not an error |
| Severity | info |

Chapter 45

PPMD System Log Messages

This chapter describes messages with the PPMD prefix. They are generated by the periodic packet management process (ppmd), which maintains routing protocol adjacencies for the routing protocol process (rpd).

PPMD_ASSERT_SOFT

| | |
|---------------------------|---|
| System Log Message | Soft assertion failed at line <i>line-number</i> in file ' <i>source-filename</i> ' with error " <i>message</i> ", but ppm d with PID <i>pid</i> continued running |
| Description | The source code for the periodic package management process (ppmd) includes internal self-consistency checks. As the ppm d process with the indicated process ID (PID) executed the binary compiled from the indicated source file, a check failed at the indicated line number in the file. The ppm d process created a diagnostic core file for analysis by technical support personnel and continued to run. |
| Type | Error: An error occurred |
| Severity | error |
| Cause | An internal software failure occurred. |
| Action | Examine the messages that immediately follow this message in the system log for information about possible causes. Contact a technical support representative, and be ready to provide the list of messages and the diagnostic core file, if requested. |

PPMD_OPEN_ERROR

| | |
|---------------------------|--|
| System Log Message | <i>function-name</i> : open error on pipe to <i>protocol-name</i> (<i>error-message</i>) |
| Description | The periodic packet management process (ppmd) could not initialize the indicated protocol. |
| Type | Error: An error occurred |
| Severity | error |
| Action | Contact your technical support representative. |

PPMD_READ_ERROR

| | |
|---------------------------|---|
| System Log Message | Read error on pipe from <i>protocol-name</i> : <i>reason</i> (<i>error-message</i>) |
|---------------------------|---|

| | |
|--------------------|--|
| Description | The periodic packet management process (ppmd) could not read a message on a pipe for the indicated protocol. |
| Type | Error: An error occurred |
| Severity | info |
| Action | Contact your technical support representative. |

PPMD_WRITE_ERROR

| | |
|---------------------------|---|
| System Log Message | <i>function-name: write error on pipe to protocol-name (error-message)</i> |
| Description | The periodic packet management process (ppmd) could not write a message on a pipe for the indicated protocol. |
| Type | Error: An error occurred |
| Severity | error |
| Action | Contact your technical support representative. |

Chapter 46

PPPD System Log Messages

This chapter describes messages with the PPPD prefix. They are generated by the Point-to-Point Protocol (PPP) process (pppd), which processes packets that use PPP.

PPPD_AUTH_CREATE_FAILED

| | |
|---------------------------|---|
| System Log Message | Unable to allocate authentication handle: <i>error-message</i> |
| Description | The Point-to-Point Protocol process (pppd) could not allocate an authentication object, for the indicated reason. |
| Type | Error: An error occurred |
| Severity | error |

PPPD_CHAP_AUTH_IN_PROGRESS

| | |
|---------------------------|--|
| System Log Message | Interface <i>interface-name</i> received response ' <i>operation</i> ' with CHAP ID <i>message-id</i> , but was still authenticating previous response |
| Description | The Point-to-Point Protocol process (pppd) received another Challenge Handshake Authentication Protocol (CHAP) response from a peer while authenticating a previous CHAP response sent by that peer. The peer is resending CHAP responses faster than the pppd process can process them. |
| Type | Error: An error occurred |
| Severity | error |

PPPD_CHAP_GETHOSTNAME_FAILED

| | |
|---------------------------|---|
| System Log Message | <i>interface-name</i> : Unable to obtain hostname for outgoing CHAP message: <i>error-message</i> |
| Description | The Point-to-Point Protocol process (pppd) could not obtain the hostname needed to fill in the 'Name' field in an outgoing CHAP packet. |
| Type | Error: An error occurred |
| Severity | error |

PPPD_CHAP_INVALID_IDENTIFIER

| | |
|---------------------------|---|
| System Log Message | Interface <i>interface-name</i> received ' <i>operation</i> ' message with CHAP ID <i>message-id</i> instead of expected ID <i>expected-value</i> |
|---------------------------|---|

Description The Point-to-Point Protocol process (pppd) received a Challenge Handshake Authentication Protocol (CHAP) message from a peer that included the indicated message identifier, which did not match the indicated expected value.

Type Error: An error occurred

Severity info

PPPD_CHAP_INVALID_OPCODE

System Log Message *interface-name*: received invalid operation code *operation* (type *operation-code*, CHAP ID *message-id*)

Description The Point-to-Point Protocol process (pppd) received a Challenge Handshake Authentication Protocol (CHAP) message that included the indicated operation code, which is invalid.

Type Error: An error occurred

Severity error

PPPD_CHAP_LOCAL_NAME_UNAVAILABLE

System Log Message Unable to determine value for 'Name' in outgoing CHAP packet

Description The Point-to-Point Protocol process (pppd) could not determine the value needed to fill in the 'Name' field in an outgoing Challenge Handshake Authentication Protocol (CHAP) packet, because either the local name was not specified or pppd could not determine the hostname.

Type Error: An error occurred

Severity error

PPPD_CHAP_OPERATION_UNEXPECTED

System Log Message *interface-name*: unexpected operation type *operation* (CHAP ID *message-id*)

Description The Challenge Handshake Authentication Protocol (CHAP) message with the indicated identifier had the indicated operation type, which the Point-to-Point Protocol process (pppd) did not expect.

Type Error: An error occurred

Severity info

PPPD_CHAP_REPLAY_ATTACK_DETECTED

System Log Message *interface-name*: received *operation* with CHAP ID *message-id*, which is identical to an outstanding challenge. Peer is trying to exhort response value.

Description During an exchange of authentication messages, a peer responded to a challenge message from the Point-to-Point Protocol process (pppd) by returning the same message. The pppd process did not respond to the peer, because doing so would provide the answer to the original challenge. The peer must provide the answer on its own for authentication to succeed.

Type Error: An error occurred
Severity error

PPPD_EVLIB_CREATE_FAILURE

System Log Message Unable to create event context: *error-message*
Description The Point-to-Point Protocol process (pppd) could not create a context for handling asynchronous events, for the indicated reason.
Type Error: An error occurred
Severity error

PPPD_LOCAL_CREATE_FAILED

System Log Message Unable to allocate LOCAL module handle: *error-message*
Description The Point-to-Point Protocol process (pppd) attempted to allocate a locally configured 'password' authentication module as part of its authentication sequence. The allocation failed.
Type Error: An error occurred
Severity error

PPPD_MEMORY_ALLOCATION_FAILURE

System Log Message Unable to allocate memory for object *object-name*: *error-message*
Description The Point-to-Point Protocol process (pppd) could not allocate memory from the heap for the indicated object.
Type Error: An error occurred
Severity error
Action Contact your technical support representative.

PPPD_PAP_GETHOSTNAME_FAILED

System Log Message Unable to obtain hostname for PAP message sent from interface *interface-name*: *error-message*
Description The Point-to-Point Protocol process (pppd) could not obtain the hostname it needed to fill in the 'Name' field in an outgoing Password Authentication Protocol (PAP) packet sent from the indicated interface.
Type Error: An error occurred
Severity error

PPPD_PAP_INVALID_IDENTIFIER

System Log Message Interface *interface-name* received 'operation' message with PAP ID *message-id* instead of expected ID *expected-value*

Description The Point-to-Point Protocol process (pppd) received a Password Authentication Protocol (PAP) message from a peer that included the indicated identifier, which did not match the indicated expected value.

Type Error: An error occurred

Severity info

PPPD_PAP_INVALID_OPCODE

System Log Message Interface *interface-name* received '*operation*' message with PAP ID *message-id* and invalid operation code *operation-code*

Description The Point-to-Point Protocol process (pppd) received a Password Authentication Protocol (PAP) message from a peer that included the indicated operation code, which is invalid.

Type Error: An error occurred

Severity error

PPPD_PAP_LOCAL_PASSWORD_UNAVAIL

System Log Message Unable to determine value for 'Password' in outgoing PAP packet

Description The Point-to-Point Protocol process (pppd) could not determine the value to write in the 'Password' field in an outgoing Password Authentication Protocol (PAP) packet.

Type Error: An error occurred

Severity error

Cause The local password was not defined for the local hostname.

PPPD_PAP_OPERATION_UNEXPECTED

System Log Message *interface-name*: unexpected operation type *operation* (PAP ID *message-id*)

Description The Point-to-Point Protocol process (pppd) received a Password Authentication Protocol (PAP) message with the indicated identifier and operation type. The operation type was not valid.

Type Error: An error occurred

Severity info

PPPD_POOL_ADDRESSES_EXHAUSTED

System Log Message No addresses available in pool "*pool-name*" to assign to remote peer on interface *interface-name*

Description The Point-to-Point Protocol process (pppd) could not assign an address from the indicated address pool to the remote peer on the indicated interface, because there were no more addresses available in the pool.

Type Error: An error occurred

| | |
|-----------------|---|
| Severity | error |
| Action | Increase the number of addresses in the address pool. |

PPPD_RADIUS_ADD_SERVER_FAILED

| | |
|---------------------------|--|
| System Log Message | Unable to add RADIUS server <i>radius-server</i> for profile <i>access-profile</i> : <i>error-message</i> |
| Description | The Point-to-Point Protocol process (pppd) could not add the indicated RADIUS server for the indicated access profile. |
| Type | Error: An error occurred |
| Severity | error |

PPPD_RADIUS_ALLOC_PASSWD_FAILED

| | |
|---------------------------|---|
| System Log Message | Unable to allocate RADIUS password of size <i>size</i> : <i>error-message</i> |
| Description | The Point-to-Point Protocol process (pppd) could not allocate space for a temporary Challenge Handshake Authentication Protocol (CHAP) RADIUS password of the indicated size. |
| Type | Error: An error occurred |
| Severity | error |

PPPD_RADIUS_CREATE_FAILED

| | |
|---------------------------|--|
| System Log Message | Unable to allocate RADIUS module handle: <i>error-message</i> |
| Description | The Point-to-Point Protocol process (pppd) attempted to allocate a RADIUS authentication module as part of its authentication sequence. The allocation failed. |
| Type | Error: An error occurred |
| Severity | error |

PPPD_RADIUS_CREATE_REQ_FAILED

| | |
|---------------------------|---|
| System Log Message | Unable to create RADIUS access request message: <i>error-message</i> |
| Description | The Point-to-Point Protocol process (pppd) could not create an access request message to send to the RADIUS server. |
| Type | Error: An error occurred |
| Severity | error |

PPPD_RADIUS_GETHOSTNAME_FAILED

| | |
|---------------------------|---|
| System Log Message | Unable to obtain hostname for outgoing RADIUS message: <i>error-message</i> |
| Description | The Point-to-Point Protocol process (pppd) could not obtain the hostname it needed to fill in the PPP_IDENTIFIER field in an outgoing RADIUS message. |
| Type | Error: An error occurred |

Severity error

PPPD_RADIUS_MESSAGE_UNEXPECTED

System Log Message Unknown response from RADIUS server: *return-value*

Description The RADIUS authentication module for the Point-to-Point Protocol process (pppd) received a message from the RADIUS server that it could not process.

Type Error: An error occurred

Severity error

PPPD_RADIUS_NO_VALID_SERVERS

System Log Message Unable to find valid RADIUS server for profile *access-profile*

Description The Point-to-Point Protocol process (pppd) could not access a valid RADIUS server to use for the indicated access profile.

Type Error: An error occurred

Severity error

PPPD_RADIUS_OPEN_FAILED

System Log Message rad_auth_open failed: *error-message*

Description The Point-to-Point Protocol process (pppd) could not create a RADIUS object handle, which it uses to communicate with the RADIUS server.

Type Error: An error occurred

Severity error

PPPD_RADIUS_ROUTE_INST_ENOENT

System Log Message Ignored RADIUS server *radius-server* for profile *access-profile* because routing instance *routing-instance* did not exist

Description The indicated routing instance, which the Point-to-Point Protocol process (pppd) uses for routing of RADIUS packets, was not defined.

Type Event: This message reports an event, not an error

Severity notice

Cause The process of adding the required routing instance was still in progress when the message was logged.

Action None required. Authentication with the indicated RADIUS server is automatically reattempted, and can succeed when the interface exists.

Chapter 47

RDD System Log Messages

This chapter describes messages with the RDD prefix. They are generated by the redundant interfaces process (rdd), which manages redundant interfaces when they are configured on Adaptive Services Physical Interface Cards (PICs).

RDD_EVLIB_CREATE_FAILURE

| | |
|---------------------------|--|
| System Log Message | evCreate failed (<i>error-message</i>) |
| Description | The redundant interfaces process (rdd) could not create a context used for handling all asynchronous events (such as timers and message availability). |
| Type | Error: An error occurred |
| Severity | emergency |

RDD_IFDEV_ADD_FAILURE

| | |
|---------------------------|--|
| System Log Message | <i>function-name</i> : unable to add interface device <i>interface-name</i> (<i>error-message</i>) |
| Description | The redundant interfaces process (rdd) could not create an interface device because an error occurred during the indicated call to the routing socket library. |
| Type | Error: An error occurred |
| Severity | error |
| Action | Contact your technical support representative. |

RDD_IFDEV_DELETE_FAILURE

| | |
|---------------------------|--|
| System Log Message | <i>function-name</i> : rtslib delete operation failed for interface device <i>interface-name</i> (<i>error-message</i>) |
| Description | The redundant interfaces process (rdd) could not delete an interface device because an error occurred during the indicated call to the routing socket library. |
| Type | Error: An error occurred |
| Severity | error |
| Action | Contact your technical support representative. |

RDD_IFDEV_GET_FAILURE

| | |
|---------------------------|---|
| System Log Message | <i>function-name</i> : rtslib get operation failed for interface device <i>interface-name</i> (<i>error-message</i>) |
| Description | The redundant interfaces process (rdd) could not get an interface device because an error occurred during the indicated call to the routing socket library. |
| Type | Error: An error occurred |
| Severity | error |
| Action | Contact your technical support representative. |

RDD_IFDEV_INCOMPATIBLE_REVERT

| | |
|---------------------------|--|
| System Log Message | <i>function-name</i> : did not revert <i>rsp-interface-name</i> back to primary interface <i>primary-interface-name</i> ; PIC is incompatible with secondary |
| Description | The redundant interfaces process (rdd) tried to migrate service processing for the indicated redundant interface from the secondary interface back to the indicated primary interface. The attempt failed because the Adaptive Services (AS) Physical Interface Cards (PICs) that house the primary and secondary interfaces are not compatible. |
| Type | Error: An error occurred |
| Severity | error |

RDD_IFDEV_INCOMPATIBLE_SWITCH

| | |
|---------------------------|---|
| System Log Message | Unable to switch <i>rsp-interface-name</i> to secondary interface <i>secondary-interface-name</i> ; PIC is incompatible with primary |
| Description | The redundant interfaces process (rdd) tried to migrate service processing for the indicated redundant interface from the primary interface to the indicated secondary interface. The attempt failed because the Adaptive Services (AS) Physical Interface Cards (PICs) that house the primary and secondary interfaces are not compatible. |
| Type | Error: An error occurred |
| Severity | error |

RDD_IFDEV_RETRY_NOTICE

| | |
|---------------------------|--|
| System Log Message | <i>function-name</i> : repeated attempt to add interface device <i>interface-name</i> failed (<i>error-message</i>) |
| Description | The redundant interfaces process (rdd) tried repeatedly to create the indicated interface device, but the attempts failed. After generating this message, rdd waited a while for resources to free up and tried again. |
| Type | Event: This message reports an event, not an error |
| Severity | warning |
| Cause | Necessary resources might have been unavailable. They should become available soon. |

RDD_NEW_INTERFACE_STATE

| | |
|---------------------------|--|
| System Log Message | Event <i>event-name</i> changed state of interface <i>interface-name</i> from ' <i>old-state</i> ' to ' <i>new-state</i> ' |
| Description | The indicated event on the indicated redundant interface changed the interface state as indicated. |
| Type | Event: This message reports an event, not an error |
| Severity | info |

RDD_TRACE_FILE_OPEN_FAILED

| | |
|---------------------------|--|
| System Log Message | trace_file_open() failed: <i>error-message</i> |
| Description | The redundant interfaces process (rdd) could not open the file in which it records log and trace messages. |
| Type | Error: An error occurred |
| Severity | error |

Chapter 48

RMOPD System Log Messages

This chapter describes messages with the RMOPD prefix. They are generated by the Simple Network Management Protocol (SNMP) remote operations process (rmopd), which services SNMP requests for execution of ping and traceroute operations.

RMOPD_ADDRESS_MULTICAST_INVALID

| | |
|---------------------------|---|
| System Log Message | Multicast address is not allowed |
| Description | When a Simple Network Management Protocol (SNMP) client requests a remote operation, it can specify the addresses of the source and target hosts for the operation. A request failed because the client specified a multicast address for either or both the source and target hosts. |
| Type | Error: An error occurred |
| Severity | error |

RMOPD_ADDRESS_SOURCE_INVALID

| | |
|---------------------------|---|
| System Log Message | Source address invalid: <i>error-message</i> |
| Description | When a Simple Network Management Protocol (SNMP) client requests a remote operation, it can specify the address to use as the source host for the operation, along with the corresponding address type (such as IP version 4 [IPv4]). Either the specified address was invalid because it did not match the specified address type, or the address could not be resolved. |
| Type | Error: An error occurred |
| Severity | notice |

RMOPD_ADDRESS_STRING_FAILURE

| | |
|---------------------------|---|
| System Log Message | Unable to convert numeric address to string: <i>error-message</i> |
| Description | The remote Simple Network Management Protocol (SNMP) operations process (rmopd) could not convert a numeric host address to the corresponding hostname text string. |
| Type | Error: An error occurred |
| Severity | error |

RMOPD_ADDRESS_TARGET_INVALID

| | |
|---------------------------|--|
| System Log Message | rmop_util_set_address status message: <i>error-message</i> |
| Description | When a Simple Network Management Protocol (SNMP) client requests a remote operation, it must specify the address of the target host along with the corresponding address type (such as IP version 4 [IPv4]). Either the specified address was invalid because it did not match the specified address type, or the address could not be resolved. |
| Type | Error: An error occurred |
| Severity | error |

RMOPD_ICMP_ADDR_TYPE_UNSUPPORTED

| | |
|---------------------------|--|
| System Log Message | Only IPv4 source address is supported |
| Description | When a Simple Network Management Protocol (SNMP) client requests a remote operation, it can specify the address type (such as IP version 4 [IPv4]) of the source and target hosts for the operation. The client specified an unsupported address type. |
| Type | Error: An error occurred |
| Severity | error |

RMOPD_IFINDEX_NOT_ACTIVE

| | |
|---------------------------|---|
| System Log Message | ifindex: <i>snmp-interface-index</i> |
| Description | When a Simple Network Management Protocol (SNMP) client requests a remote operation, it can specify which interface to use as the source host address, identifying it by either its numerical index or its name. The indicated index was invalid because it represents an inactive interface. |
| Type | Error: An error occurred |
| Severity | error |

RMOPD_IFINDEX_NO_INFO

| | |
|---------------------------|--|
| System Log Message | No information for <i>snmp-interface-index</i> , message: <i>error-message</i> |
| Description | When a Simple Network Management Protocol (SNMP) client requests a remote operation, it can specify which interface to use as the source host address, identifying it by either its numerical index or its name. The SNMP remote operations process (rmopd) could not find any information about the interface with the indicated index. |
| Type | Error: An error occurred |
| Severity | error |

RMOPD_IFNAME_NOT_ACTIVE

| | |
|---------------------------|-------------------------------|
| System Log Message | ifname: <i>interface-name</i> |
|---------------------------|-------------------------------|

Description When a Simple Network Management Protocol (SNMP) client requests a remote operation, it can specify which interface to use as the source host address, identifying it by either its numerical index or its name. The indicated name was invalid because it represents an inactive interface.

Type Error: An error occurred

Severity error

RMOPD_IFNAME_NO_INFO

System Log Message No information for *interface-name*, message: *error-message*

Description When a Simple Network Management Protocol (SNMP) client requests a remote operation, it can specify which interface to use as the source host address, identifying it by either its numerical index or its name. The SNMP remote operations process (rmopd) could not find any information about the interface with the indicated name.

Type Error: An error occurred

Severity error

RMOPD_ROUTING_INSTANCE_NO_INFO

System Log Message No information for routing instance *routing-instance*: *error-message*

Description The indicated routing instance does not exist, so the Simple Network Management Protocol (SNMP) remote operations process (rmopd) could not retrieve information about it.

Type Error: An error occurred

Severity error

RMOPD_TRACEROUTE_ERROR

System Log Message Message: *error-message*

Description The traceroute application reported the indicated error message to the Simple Network Management Protocol (SNMP) remote operations process (rmopd).

Type Error: An error occurred

Severity notice

Chapter 49

RPD System Log Messages

This chapter describes messages with the RPD prefix. They are generated by the routing protocol process (rpd), which controls the routing protocols that run on the routing platform.

RPD_ABORT

| | |
|---------------------------|--|
| System Log Message | abort <i>executable-name</i> [<i>pid</i>] version <i>version</i> built by <i>builder</i> on <i>date</i> : <i>error-message</i> |
| Description | The routing protocol process (rpd) terminated because of an internal error. |
| Type | Error: An error occurred |
| Severity | error |
| Action | Examine the messages that immediately follow this message in the system log for information about possible causes. |
| Cause | An internal software failure occurred. |

RPD_ACTIVE_TERMINATE

| | |
|---------------------------|--|
| System Log Message | Exiting with active tasks: <i>task-name</i> |
| Description | After receiving multiple termination requests, the routing protocol process (rpd) exited without performing the indicated cleanup tasks. |
| Type | Event: This message reports an event, not an error |
| Severity | notice |

RPD_ASSERT

| | |
|---------------------------|--|
| System Log Message | Assertion failed <i>executable-name</i> [<i>pid</i>]: file " <i>source-filename</i> ", line <i>line-number</i> : " <i>message</i> " |
| Description | The source code for the routing protocol process (rpd) includes internal self-consistency checks. A check failed at the indicated line number in the indicated source file, causing the instance of rpd that was using the indicated binary and had the indicated process ID (PID) to terminate. The process created a diagnostic core dump for analysis by technical support personnel. |
| Type | Error: An error occurred |
| Severity | error |

- Cause** An internal software failure occurred.
- Action** Examine the messages that immediately follow this message in the system log for information about possible causes. Contact a technical support representative, and be ready to provide the list of messages and the diagnostic core dump, if requested.

RPD_ASSERT_SOFT

- System Log Message** Soft assertion failed *executable-name*[*pid*]: file "*source-filename*", line *line-number*: "*message*", daemon continued running
- Description** The source code for the routing protocol process (rpd) includes internal self-consistency checks. A check failed at the indicated line number in the indicated source file, but the instance of rpd that was using the indicated binary and had the indicated process ID (PID) continued running. The process created a diagnostic core dump for analysis by technical support personnel.
- Type** Error: An error occurred
- Severity** error
- Cause** An internal software failure occurred.
- Action** Examine the messages that immediately follow this message in the system log for information about possible causes. Contact a technical support representative, and be ready to provide the list of messages and the diagnostic core dump, if requested.

RPD_BFD_READ_ERROR

- System Log Message** Read error on pipe from bfdd: *reason (error-message)*
- Description** The routing protocol process (rpd) could not read a message available on the read pipe from the Bidirectional Forwarding Detection process (bfdd).
- Type** Error: An error occurred
- Severity** info
- Action** Contact your technical support representative.

RPD_BFD_WRITE_ERROR

- System Log Message** *function-name*: write error on pipe to bfdd (*error-message*)
- Description** The routing protocol process (rpd) could not write a message on the pipe to the Bidirectional Forwarding Detection process (bfdd).
- Type** Error: An error occurred
- Severity** error
- Action** Contact your technical support representative.

RPD_BGP_NEIGHBOR_STATE_CHANGED

| | |
|---------------------------|--|
| System Log Message | BGP peer <i>peer-name</i> changed state from <i>old-state</i> to <i>new-state</i> (event <i>event-type</i>) |
| Description | During BGP negotiation with the local router, the state of the indicated BGP neighbor (peer) changed as indicated. The ESTABLISHED state is the final state in the neighbor negotiation. |
| Type | Event: This message reports an event, not an error |
| Severity | warning |

RPD_DYN_CFG_BAD_REQ_OPCODE

| | |
|---------------------------|--|
| System Log Message | Received unexpected dynamic config opcode <i>operation-code</i> |
| Description | The routing protocol process (rpd) received a dynamic configuration request with an unexpected operation code. |
| Type | Error: An error occurred |
| Severity | error |

RPD_DYN_CFG_GET_PROFILE_FAILED

| | |
|---------------------------|--|
| System Log Message | Get dynamic profiles failed: <i>error-code</i> |
| Description | The routing protocol process (rpd) tried to load a profile from the database and failed. |
| Type | Error: An error occurred |
| Severity | error |

RPD_DYN_CFG_GET_SNAPSHOT_FAILED

| | |
|---------------------------|--|
| System Log Message | Get session id <i>client-session-id</i> snapshot failed: <i>error-code</i> |
| Description | The routing protocol process (rpd) tried to load client session data from the database and failed. |
| Type | Error: An error occurred |
| Severity | error |

RPD_DYN_CFG_PDB_CLOSE_FAILED

| | |
|---------------------------|--|
| System Log Message | Failed to close profile database: <i>error-code</i> |
| Description | The routing protocol process (rpd) tried to close the profile database and failed. |
| Type | Error: An error occurred |
| Severity | error |

RPD_DYN_CFG_PDB_OPEN_FAILED

| | |
|---------------------------|--|
| System Log Message | Failed to open profile database: <i>error-code</i> |
|---------------------------|--|

Description The routing protocol process (rpd) tried to open the profile database and failed.

Type Error: An error occurred

Severity error

RPD_DYN_CFG_PROCESSING_FAILED

System Log Message Module *module* failed to process dynamic configuration

Description The routing protocol process (rpd) tried to process dynamic configuration and failed.

Type Error: An error occurred

Severity error

RPD_DYN_CFG_REGISTER_FAILED

System Log Message Dynamic config registration failed: *error-message*

Description The routing protocol process (rpd) tried to register with the dynamic configuration subsystem and failed.

Type Error: An error occurred

Severity error

RPD_DYN_CFG_REQUEST_ACK_FAILED

System Log Message Failed to ack request *data-id: error-code*

Description The routing protocol process (rpd) tried to acknowledge a dynamic configuration request and failed.

Type Error: An error occurred

Severity error

RPD_DYN_CFG_SCHEMA_OPEN_FAILED

System Log Message Could not open configuration schema: *error-message*

Description The routing protocol process (rpd) tried to open the configuration schema and failed.

Type Error: An error occurred

Severity error

RPD_DYN_CFG_SDB_CLOSE_FAILED

System Log Message Failed to close session database: *error-code*

Description The routing protocol process (rpd) tried to close the session database and failed.

Type Error: An error occurred

Severity error

RPD_DYN_CFG_SDB_OPEN_FAILED

| | |
|---------------------------|---|
| System Log Message | Failed to open session database: <i>error-code</i> |
| Description | The routing protocol process (rpd) tried to open the session database and failed. |
| Type | Error: An error occurred |
| Severity | error |

RPD_DYN_CFG_SET_CONTEXT_FAILED

| | |
|---------------------------|--|
| System Log Message | Set dynamic config context for profile <i>profile-name</i> session <i>client-session-id</i> failed |
| Description | The routing protocol process (rpd) tried to set up the dynamic configuration context and failed. |
| Type | Error: An error occurred |
| Severity | error |

RPD_ESIS_ADJDOWN

| | |
|---------------------------|--|
| System Log Message | ES-IS lost <i>adjacency-type</i> adjacency to <i>neighbor-nsap-netn</i> on <i>interface-name</i> , reason: <i>reason</i> |
| Description | An ES-IS adjacency with the indicated neighboring router was terminated. The local router no longer exchanges routing information with, or directs traffic to, the neighboring router. |
| Type | Event: This message reports an event, not an error |
| Severity | notice |
| Cause | The communication path to the neighboring router was disrupted, a protocol error occurred, or the neighboring router was powered down. |

RPD_ESIS_ADJUP

| | |
|---------------------------|--|
| System Log Message | ES-IS new <i>adjacency-type</i> adjacency to <i>neighbor-nsap-netn</i> on <i>interface-name</i> |
| Description | An ES-IS adjacency was established with the indicated neighboring router. The local router can now exchange information with it. |
| Type | Event: This message reports an event, not an error |
| Severity | info |

RPD_EXIT

| | |
|---------------------------|--|
| System Log Message | Exit <i>executable-name</i> [<i>pid</i>] version <i>version</i> built by <i>builder</i> on <i>date</i> , caller <i>address</i> |
| Description | The routing protocol process (rpd) exited, either in response to a user request or because of a system error. |
| Type | Event: This message reports an event, not an error |
| Severity | notice |

- Cause** A system resource was unavailable, rpd did not understand an error, or a user terminated the process.
- Action** Examine the messages that immediately follow this message in the system log for information about possible causes.

RPD_IFD_INDEXCOLLISION

- System Log Message** Physical interface collision -- same name, different index (new *new-interface-name new-index* old *old-interface-name old-value*)
- Description** The routing protocol process (rpd) received a message from the kernel in which the numerical index associated with the indicated interface name differed from the index-to-name mapping maintained by rpd.
- Type** Error: An error occurred
- Severity** error
- Cause** It is possible that rpd discarded some interface messages from the kernel without processing them because it received more messages than it could handle. It will recover.

RPD_IFD_NAMECOLLISION

- System Log Message** Physical interface collision -- different name, same index (new *new-interface-name new-index*, old *old-interface-name old-value*)
- Description** The routing protocol process (rpd) received a message from the kernel in which the name associated with the indicated numerical interface index differed from the name-to-index mapping maintained by rpd.
- Type** Error: An error occurred
- Severity** error
- Cause** It is possible that rpd discarded some interface messages from the kernel without processing them because it received more messages than it could handle. It will recover.

RPD_IFL_INDEXCOLLISION

- System Log Message** Logical interface collision -- same name, different index (new *new-interface-name new-index* old *old-interface-name old-value*)
- Description** The routing protocol process (rpd) received a message from the kernel in which the numerical index associated with the indicated interface name differed from the index-to-name mapping maintained by rpd.
- Type** Error: An error occurred
- Severity** error
- Cause** It is possible that rpd discarded some interface messages from the kernel without processing them because it received more messages than it could handle. It will recover.

RPD_IFL_NAMECOLLISION

| | |
|---------------------------|--|
| System Log Message | Logical interface collision -- different name, same index (new <i>new-interface-name new-index</i> , old <i>old-interface-name old-value</i>) |
| Description | The routing protocol process (rpd) received a message from the kernel in which the name associated with the indicated numerical interface index differed from the name-to-index mapping maintained by rpd. |
| Type | Error: An error occurred |
| Severity | error |
| Cause | It is possible that rpd discarded some interface messages from the kernel without processing them because it received more messages than it could handle. It will recover. |

RPD_IGMP_ACCOUNTING_OFF

| | |
|---------------------------|--|
| System Log Message | <i>interface-name time</i> |
| Description | Internet Group Management Protocol (IGMP) accounting for the indicated interface was disabled at the indicated time. |
| Type | Event: This message reports an event, not an error |
| Severity | info |

RPD_IGMP_ACCOUNTING_ON

| | |
|---------------------------|---|
| System Log Message | <i>interface-name time</i> |
| Description | Internet Group Management Protocol (IGMP) accounting for the indicated interface was enabled at the indicated time. |
| Type | Event: This message reports an event, not an error |
| Severity | info |

RPD_IGMP_CFG_CREATE_ENTRY_FAILED

| | |
|---------------------------|---|
| System Log Message | Could not create entry for <i>entry</i> . |
| Description | Internet Group Management Protocol (IGMP) failed to create the indicated configuration entry. The configuration request failed. |
| Type | Error: An error occurred |
| Severity | error |
| Action | Contact your technical support representative. |

RPD_IGMP_CFG_INVALID_VALUE

| | |
|---------------------------|--|
| System Log Message | The <i>object-name</i> configuration object <i>identifier</i> field has an invalid value of <i>value</i> |
|---------------------------|--|

| | |
|--------------------|--|
| Description | The configuration request failed because the indicated configuration object contained the indicated invalid value. |
| Type | Error: An error occurred |
| Severity | error |
| Action | Modify configuration statement to use a valid value. |

RPD_IGMP_DYN_CFG_ALREADY_BOUND

| | |
|---------------------------|---|
| System Log Message | Dynamic configuration session id <i>client-session-id</i> for interface <i>interface-name</i> is already bound to interface <i>old-interface-name</i> . |
| Description | The indicated dynamic configuration session id is already bound to another interface. The dynamic configuration instantiation request was rejected. |
| Type | Error: An error occurred |
| Severity | error |
| Action | Unbind session id from existing interface. |

RPD_IGMP_DYN_CFG_INVALID_STMT

| | |
|---------------------------|--|
| System Log Message | Invalid dynamic configuration statement: <i>configuration-statement</i> |
| Description | The indicated dynamic configuration statement was invalid. The dynamic configuration instantiation request was rejected. |
| Type | Error: An error occurred |
| Severity | error |
| Action | Remove the unsupported configuration statement. |

RPD_IGMP_DYN_CFG_SES_ID_MISMATCH

| | |
|---------------------------|--|
| System Log Message | Dynamic configuration entry for interface <i>interface-name</i> with session id <i>client-session-id</i> found an existing entry with a different session id of <i>client-session-id-1</i> . |
| Description | The dynamic configuration instantiation request matched an existing dynamic configuration block that had a different session id. The dynamic configuration instantiation request was rejected. |
| Type | Error: An error occurred |
| Severity | error |
| Action | Contact your technical support representative. |

RPD_IGMP_JOIN

| | |
|---------------------------|---|
| System Log Message | Listener <i>source-address</i> sent a join to <i>destination-address</i> for group <i>group-address</i> source <i>sender-address</i> on interface <i>interface-name</i> at time |
| Description | IGMP join event. |

Type Event: This message reports an event, not an error
Severity info

RPD_IGMP_LEAVE

System Log Message Listener *source-address* sent a leave to *destination-address* for group *group-address* source *sender-address* on interface *interface-name* at *time*

Description IGMP leave event.

Type Event: This message reports an event, not an error
Severity info

RPD_IGMP_MEMBERSHIP_TIMEOUT

System Log Message Membership timeout for listener *source-address* for group *group-address* source *sender-address* on interface *interface-name* at *time*

Description IGMP group membership timeout.

Type Event: This message reports an event, not an error
Severity info

RPD_ISIS_ADJDOWN

System Log Message IS-IS lost *Lisis-level* adjacency to *neighbor-system-ids* on *interface-name*, reason: *reason*

Description An IS-IS adjacency with the indicated neighboring router was terminated. The local router no longer exchanges routing information with, or directs traffic to, the neighboring router.

Type Event: This message reports an event, not an error
Severity notice

Cause The communication path to the neighboring router was disrupted, a protocol error occurred, or the neighboring router was powered down.

RPD_ISIS_ADJUP

System Log Message IS-IS new *Lisis-level* adjacency to *neighbor-system-ids* on *interface-name*

Description An IS-IS adjacency was established with the indicated neighboring router. The local router can now exchange information with it.

Type Event: This message reports an event, not an error
Severity info

RPD_ISIS_ADJUPNOIP

System Log Message IS-IS new *Lisis-level* adjacency to *neighbor-system-ids* on *interface-name* without an address

| | |
|--------------------|---|
| Description | An IS-IS adjacency was established with the indicated neighboring router, which is not configured for IS-IS for IP. |
| Type | Event: This message reports an event, not an error |
| Severity | notice |
| Cause | The neighboring router is misconfigured: it is enabled for IS-IS but not for exchange of IP route information. |
| Action | Configure the neighboring router for IS-IS with IP, or remove it from the IS-IS mesh. |

RPD_ISIS_LDP_SYNC

| | |
|---------------------------|---|
| System Log Message | IS-IS interface <i>interface-name</i> advertised with infinite metric for <i>duration</i> seconds already due to loss of synchronization with LDP |
| Description | The IS-IS protocol lost synchronization with the Label Distribution Protocol (LDP) on the indicated interface. As a consequence, it began advertising an infinite metric for the interface and has been doing so for the indicated number of seconds. |
| Type | Error: An error occurred |
| Severity | warning |
| Action | Determine why LDP lost synchronization with IS-IS. |

RPD_ISIS_LSPCKSUM

| | |
|---------------------------|---|
| System Log Message | IS-IS <i>Lisis-level</i> LSP checksum error, interface <i>interface-name</i> , LSP id <i>lspl</i> , sequence <i>sequence-number</i> , checksum <i>checksum</i> , lifetime <i>duration</i> |
| Description | The indicated IS-IS informational link-state PDU (LSP) failed an internal checksum validity test, implying that it was corrupted. |
| Type | Error: An error occurred |
| Severity | warning |
| Cause | The packet was corrupted in transit between the neighboring IS-IS router and this router, or memory on one of the routers was corrupted. |
| Action | None, unless a large number of these messages appear in the system log file. The corrupted LSP is silently discarded. |

RPD_ISIS_NO_ROUTERID

| | |
|---------------------------|---|
| System Log Message | IS-IS instance does not have a valid router ID |
| Description | The IS-IS instance did not have a valid router ID. |
| Type | Error: An error occurred |
| Severity | alert |
| Cause | When a router ID is not explicitly configured for an instance, IPv4 addresses configured under the instance are considered in the selection of the router ID. In this |

case, the instance did not have a router ID configured and no IPv4 addresses were configured.

Action Either configure a router ID by including the 'routing-instance' statement under the instance, or configure an IPv4 address by including the 'family inet' statement under one of the interfaces of the instance. You can also configure both.

RPD_ISIS_OVERLOAD

| | |
|---------------------------|---|
| System Log Message | IS-IS database overload |
| Description | The IS-IS link-state database is full and no additional memory can be allocated for it. |
| Type | Error: An error occurred |
| Severity | alert |
| Cause | No additional memory is available for storing IS-IS link-state information. Either system resources are exhausted or a software error occurred (such as a memory leak in the routing protocol process [rpd]). In the former case, IS-IS might be carrying too much information, or the router configuration includes too many features that use large amounts of system memory. |
| Action | Perform one or more of the following actions: (1) Check for unusually high memory usage by the IS-IS task or rpd, (2) Unconfigure features that use large amounts of memory, (3) Add more memory to the Routing Engine, (4) Carry fewer IS-IS routes. |

RPD_KRT_CCC_IFL_MODIFY

| | |
|---------------------------|--|
| System Log Message | <i>error-code, error-message</i> |
| Description | The routing protocol process (rpd) attempted to modify the state for a logical interface that is related to circuit cross-connect (CCC), but the request failed. |
| Type | Event: This message reports an event, not an error |
| Severity | info |
| Cause | It is possible that the kernel lacked the resources to fulfill the request. The rpd process will recover. |

RPD_KRT_DELETED_RTT

| | |
|---------------------------|--|
| System Log Message | <i>task-name</i> : received deleted routing table from the kernel for family <i>address-family-type</i> table ID <i>table-id</i> |
| Description | The routing protocol process (rpd) received a message from the kernel that referred to a routing table that no longer exists. |
| Type | Error: An error occurred |
| Severity | error |

RPD_KRT_IFA_GENERATION

| | |
|---------------------------|--|
| System Log Message | <i>ifa generation mismatch -- rpd rpd-generation kernel kernel-generation</i> |
| Description | The routing protocol process (rpd) received a message from the kernel in which the interface address associated with the indicated numerical index differed from the address-to-index mapping maintained by rpd. |
| Type | Event: This message reports an event, not an error |
| Severity | notice |
| Cause | It is possible that rpd discarded some interface messages from the kernel without processing them because it received more messages than it could handle. It will recover. |

RPD_KRT_IFDCHANGE

| | |
|---------------------------|---|
| System Log Message | <i>task-name CHANGE for ifd interface-device-index address/prefix-length failed, error "error-message"</i> |
| Description | The routing protocol process (rpd) sent a request to the kernel to change the state of the indicated interface. The request failed. |
| Type | Error: An error occurred |
| Severity | error |
| Cause | It is possible that the kernel lacked the resources to fulfill the request. The rpd process will recover. |

RPD_KRT_IFDEST_GET

| | |
|---------------------------|---|
| System Log Message | <i>task-name IFDEST GET for ifd rpd-interface-name failed, error "error-message"</i> |
| Description | The routing protocol process (rpd) requested state information about the indicated interface from the kernel. The request failed. |
| Type | Error: An error occurred |
| Severity | error |
| Cause | It is possible that the kernel lacked the resources to fulfill the request. The rpd process will recover. |

RPD_KRT_IFDGET

| | |
|---------------------------|---|
| System Log Message | <i>task-name GET index for ifd interface-name failed, error "error-message"</i> |
| Description | The routing protocol process (rpd) requested state information about the indicated interface from the kernel. The request failed. |
| Type | Error: An error occurred |
| Severity | error |
| Cause | It is possible that the kernel lacked the resources to fulfill the request. The rpd process will recover. |

RPD_KRT_IFD_CELL_RELAY_INV_MODE

| | |
|---------------------------|--|
| System Log Message | Invalid mode (<i>mode</i>) specified for interface device <i>interface-name</i> ; defaulting to port mode |
| Description | The routing protocol process (rpd) received a message from the kernel that specified the cell-relay encapsulation for the indicated physical interface, but the specified cell-relay mode (port, or trunk user-to-network interface [UNI], or trunk network-to-network interface [NNI]) was invalid. |
| Type | Error: An error occurred |
| Severity | notice |

RPD_KRT_IFD_CELL_RELAY_NO_MODE

| | |
|---------------------------|--|
| System Log Message | No mode specified for interface device <i>interface-name</i> ; defaulting to port mode |
| Description | The routing protocol process (rpd) received a message from the kernel that specified the cell-relay encapsulation for the indicated physical interface, but not the cell-relay mode. |
| Type | Error: An error occurred |
| Severity | notice |

RPD_KRT_IFD_GENERATION

| | |
|---------------------------|---|
| System Log Message | ifd <i>interface-device-index</i> generation mismatch -- rpd <i>rpd-generation</i> kernel <i>kernel-generation</i> |
| Description | The routing protocol process (rpd) received a message from the kernel in which the physical interface associated with the indicated numerical index differed from the interface-to-index mapping maintained by rpd. |
| Type | Event: This message reports an event, not an error |
| Severity | notice |
| Cause | It is possible that rpd discarded some interface messages from the kernel without processing them because it received more messages than it could handle. It will recover. |

RPD_KRT_IFL_CELL_RELAY_INV_MODE

| | |
|---------------------------|--|
| System Log Message | Invalid mode (<i>mode</i>) specified for logical interface <i>interface-name</i> ; defaulting to port mode |
| Description | The routing protocol process (rpd) received a message from the kernel that specified the cell-relay encapsulation for the indicated logical interface, but the specified cell-relay mode (port, virtual-circuit, or virtual-path) was invalid. |
| Type | Error: An error occurred |
| Severity | notice |

RPD_KRT_IFL_CELL_RELAY_NO_MODE

| | |
|---------------------------|--|
| System Log Message | No mode specified for logical interface <i>interface-name</i> ; defaulting to port mode |
| Description | The routing protocol process (rpd) received a message from the kernel that specified the cell-relay encapsulation for the indicated logical interface but not the cell-relay mode. |
| Type | Error: An error occurred |
| Severity | notice |

RPD_KRT_IFL_GENERATION

| | |
|---------------------------|--|
| System Log Message | ifl <i>logical-interface-index</i> generation mismatch -- rpd <i>rpd-interface-name</i> <i>rpd-generation</i> kernel <i>kernel-interface-name.kernel-interface-unit</i> <i>kernel-generation</i> |
| Description | The routing protocol process (rpd) received a message from the kernel in which the logical interface associated with the indicated numerical index differed from the interface-to-index mapping maintained by rpd. |
| Type | Event: This message reports an event, not an error |
| Severity | notice |
| Cause | It is possible that rpd discarded some interface messages from the kernel without processing them because it received more messages than it could handle. It will recover. |

RPD_KRT_KERNEL_BAD_ROUTE

| | |
|---------------------------|---|
| System Log Message | <i>task-name</i> : lost <i>interface-hierarchy</i> <i>logical-interface-index</i> for route <i>route-prefix</i> |
| Description | As it restarted, the routing protocol process (rpd) could not process a route obtained from the kernel because the route contained references to objects that are no longer valid. |
| Type | Event: This message reports an event, not an error |
| Severity | warning |
| Cause | rpd did not recognize some elements in the route message, such as the logical interface index or an address family. |
| Action | rpd can probably solve the problem, but check the entry for the indicated route prefix in the forwarding table. If the prefix's route and forwarding table entry are inconsistent, contact a technical support representative for instructions. |

RPD_KRT_NEXTHOP_OVERFLOW

| | |
|---------------------------|---|
| System Log Message | <i>type route-prefix</i> : number of next hops (<i>count</i>) exceeded the maximum allowed (<i>maximum-value</i>) -- truncating |
| Description | The number of next hops for the indicated route exceeded the indicated limit for a single route add operation. |
| Type | Error: An error occurred |

| | |
|-----------------|--|
| Severity | error |
| Cause | An indexed next hop can use multiple forwarding next hops per forwarding class. It is possible to have more next hops per route than can be carried in a single message. This requires that next hops be reused across forwarding classes, which is not recommended. |
| Action | Eliminate common next hops across forwarding classes, thereby reducing the total number of next hops that must be specified. |

RPD_KRT_NOIFD

| | |
|---------------------------|---|
| System Log Message | No device <i>interface-device-index</i> for interface <i>logical-interface-index</i> (<i>interface-name</i>) |
| Description | The routing protocol process (rpd) received a message from the kernel that associated the indicated physical interface device and logical interface. The rpd process has no record of the device. |
| Type | Error: An error occurred |
| Severity | error |
| Cause | It is possible that rpd discarded some interface messages from the kernel without processing them because it received more messages than it could handle. It will recover. |

RPD_KRT_VERSION

| | |
|---------------------------|--|
| System Log Message | Routing socket version mismatch (kernel <i>kernel-version</i> != rpd <i>rpd-version</i>) -- kernel upgrade required |
| Description | The routing protocol process (rpd) discovered that the kernel does not support the version of routing sockets it requires. |
| Type | Error: An error occurred |
| Severity | error |
| Cause | The kernel version is older than the rpd version. |
| Action | Upgrade the kernel package. |

RPD_KRT_VERSIONNONE

| | |
|---------------------------|---|
| System Log Message | Routing socket message type <i>message-type</i> 's version is not supported by kernel, expected <i>rpd-version</i> -- kernel upgrade required |
| Description | The routing protocol process (rpd) discovered that the kernel does not support the routing socket message types that it requires. |
| Type | Error: An error occurred |
| Severity | error |
| Cause | The kernel version is older than the rpd version. |
| Action | Upgrade the kernel package. |

RPD_KRT_VERSIONOLD

| | |
|---------------------------|---|
| System Log Message | Routing socket message type <i>message-type</i> 's version is older than expected (<i>kernel-version</i> < <i>rpd-version</i>) -- consider upgrading the kernel |
| Description | The routing protocol process (rpd) discovered that the kernel uses an older version of routing socket message types than it does. |
| Type | Error: An error occurred |
| Severity | error |
| Cause | The kernel version is older than the rpd version. |
| Action | Upgrade the kernel package. |

RPD_KRT_VPLS_IFL_MODIFY

| | |
|---------------------------|---|
| System Log Message | Unable to modify VPLS-related state: <i>error-code</i> (errno <i>error-message</i>) |
| Description | The routing protocol process (rpd) attempted to modify the state for a logical interface that is related to virtual private LAN service (VPLS), but the request failed. |
| Type | Event: This message reports an event, not an error |
| Severity | info |
| Cause | It is possible that the kernel lacked the resources to fulfill the request. The rpd process will recover. |

RPD_L2VPN_LABEL_ALLOC_FAILED

| | |
|---------------------------|--|
| System Log Message | Unable to allocate <i>label-type</i> labels for site <i>name</i> with ID <i>identifier</i> in instance <i>vpn-name</i> |
| Description | The routing protocol process (rpd) could not allocate labels of the indicated type for the indicated site (name and ID) in the indicated virtual private network (VPN) virtual circuit (VC), because the resulting number of labels would have exceeded the limit. |
| Type | Error: An error occurred |
| Severity | error |

RPD_L2VPN_REMOTE_SITE_COLLISION

| | |
|---------------------------|--|
| System Log Message | Two remote PEs (RDs <i>route-discriminator</i> and <i>route-discriminator2</i>) have the same site ID (<i>identifier</i>) in VPN <i>vpn-name</i> |
| Description | The routing protocol process (rpd) for the indicated virtual private network (VPN) received an advertisement from a remote provider edge (PE) router with the first indicated route discriminator, but the associated site ID also belongs to a remote site with the second route discriminator. |
| Type | Event: This message reports an event, not an error |
| Severity | warning |

RPD_L2VPN_SITE_COLLISION

| | |
|---------------------------|---|
| System Log Message | Same site ID <i>identifier</i> configured on remote PE (RD <i>route-discriminator</i>) and local PE in VPN <i>vpn-name</i> (non-multihomed site <i>name</i>) |
| Description | The routing protocol process (rpd) for the indicated virtual private network (VPN) received an advertisement from a remote provider edge (PE) router, but the associated site ID belongs to a local site. |
| Type | Event: This message reports an event, not an error |
| Severity | error |

RPD_LAYER2_VC_DOWN

| | |
|---------------------------|---|
| System Log Message | State of Layer 2 VC <i>vc-name</i> changed from UP to <i>state</i> |
| Description | The state of the indicated Layer 2 virtual private network (VPN) virtual circuit (VC) changed as indicated (to either down or deleted). |
| Type | Event: This message reports an event, not an error |
| Severity | notice |

RPD_LAYER2_VC_UP

| | |
|---------------------------|--|
| System Log Message | State of Layer 2 VC <i>vc-name</i> changed to UP |
| Description | The state of the indicated Layer 2 virtual private network (VPN) virtual circuit (VC) changed to up. |
| Type | Event: This message reports an event, not an error |
| Severity | info |

RPD_LDP_BFD_DOWN

| | |
|---------------------------|---|
| System Log Message | LDP BFD session for FEC <i>fec-address</i> went down |
| Description | The routing protocol process (rpd) determined that the Label Distribution Protocol (LDP) Bidirectional Forwarding Detection (BFD) protocol session for the indicated forwarding equivalence class (FEC) terminated. |
| Type | Event: This message reports an event, not an error |
| Severity | notice |

RPD_LDP_BFD_DOWN_TRACEROUTE_FAIL

| | |
|---------------------------|---|
| System Log Message | LDP BFD sessions for FEC <i>fec-address</i> going down due to traceroute failure |
| Description | The routing protocol process (rpd) determined that the Label Distribution Protocol (LDP) Bidirectional Forwarding Detection (BFD) protocol session for the indicated forwarding equivalence class (FEC) was terminated due to traceroute failure. |
| Type | Event: This message reports an event, not an error |
| Severity | notice |

RPD_LDP_BFD_UP

| | |
|---------------------------|--|
| System Log Message | LDP BFD session for FEC <i>fec-address</i> came up |
| Description | The routing protocol process (rpd) determined that the Label Distribution Protocol (LDP) Bidirectional Forwarding Detection (BFD) protocol session for the indicated forwarding equivalence class (FEC) came up. |
| Type | Event: This message reports an event, not an error |
| Severity | notice |

RPD_LDP_INTF_BLOCKED

| | |
|---------------------------|--|
| System Log Message | Duplicate session ID detected from <i>neighbor-addressi</i> , interface <i>interface-name</i> , blocking interface |
| Description | Label Distribution Protocol (LDP) operations were blocked on the indicated interface because the same session ID was detected across multiple interfaces but per-interface transport addresses are in use. |
| Type | Event: This message reports an event, not an error |
| Severity | warning |

RPD_LDP_INTF_UNBLOCKED

| | |
|---------------------------|--|
| System Log Message | LDP interface <i>interface-name</i> is now unblocked |
| Description | The indicated interface returned to the normal Label Distribution Protocol (LDP) operational state. It was previously blocked because the routing protocol process (rpd) noticed that a duplicate session ID was being used. |
| Type | Event: This message reports an event, not an error |
| Severity | warning |

RPD_LDP_NBRDOWN

| | |
|---------------------------|--|
| System Log Message | LDP neighbor <i>neighbor-addressi</i> (<i>interface-name</i>) is down |
| Description | A Label Distribution Protocol (LDP) adjacency was terminated because the indicated neighbor stopped communicating. If the adjacency was the only one with this neighbor, the routing protocol process (rpd) terminated the associated LDP session. |
| Type | Event: This message reports an event, not an error |
| Severity | notice |

RPD_LDP_NBRUP

| | |
|---------------------------|--|
| System Log Message | LDP neighbor <i>neighbor-addressi</i> (<i>interface-name</i>) is up |
| Description | A Label Distribution Protocol (LDP) adjacency with the indicated neighbor became active. The routing protocol process (rpd) established an LDP session with the neighbor if one did not already exist. |

Type Event: This message reports an event, not an error
Severity info

RPD_LDP_SESSIONDOWN

System Log Message LDP session *neighbor-address* is down, reason: *reason*
Description The routing protocol process (rpd) terminated a Label Distribution Protocol (LDP) session with the indicated neighbor and deleted all labels exchanged during the session.
Type Event: This message reports an event, not an error
Severity notice

RPD_LDP_SESSIONUP

System Log Message LDP session *neighbor-address* is up
Description The routing protocol process (rpd) established a Label Distribution Protocol (LDP) session with the indicated neighbor. The routers began exchanging labels.
Type Event: This message reports an event, not an error
Severity info

RPD_LMP_ALLOC_ACK

System Log Message Unknown context in ALLOC_ACK message
Description The routing protocol process (rpd) received a label allocation acknowledgment that contained invalid context.
Type Error: An error occurred
Severity error

RPD_LMP_ALLOC_REQUEST_TIMEOUT

System Log Message Allocation request timeout for context *0xaddress*, client request ID *0xrequest-id*
Description The label allocation request with the indicated client request ID and for the indicated context timed out before completion.
Type Event: This message reports an event, not an error
Severity error

RPD_LMP_CONTROL_CHANNEL

System Log Message *operation* operation failed: control channel *logical-interface-index* unknown
Description The routing protocol process (rpd) received a message that specified the indicated type of operation on the indicated control channel. The channel does not exist.
Type Error: An error occurred

Severity error

RPD_LMP_NO_CALLBACK

System Log Message No function callback for label removed event

Description The routing protocol process (rpd) could not notify a client that a label was removed, because there was no function callback for the removal event.

Type Error: An error occurred

Severity error

RPD_LMP_NO_MEMORY

System Log Message *function-name: malloc() failed (error-message, errno error-code)*

Description The routing protocol process (rpd) could not allocate memory.

Type Error: An error occurred

Severity error

Cause An internal software failure occurred.

RPD_LMP_NO_PEER

System Log Message Peer *peer-id* not found for TE link *link-name* (index *link-id*)

Description The routing protocol process (rpd) could not locate the indicated peer while processing a TE LINK message for the traffic-engineering link with the indicated name and index.

Type Error: An error occurred

Severity error

RPD_LMP_PEER

System Log Message *operation* operation failed: peer *peer-name* (index *peer-id*) *reason*

Description The routing protocol process (rpd) could not perform the indicated operation for the peer with the indicated name and index, for the indicated reason.

Type Error: An error occurred

Severity error

RPD_LMP_PEER_IFL

System Log Message *operation* operation failed because *reason* for peer *peer-name* (index *peer-id*): *error-message* (errno *error-code*)

Description The routing protocol process (rpd) could not perform the indicated operation for the peer with the indicated name and index, for the indicated reason.

Type Error: An error occurred

Severity error

RPD_LMP_PEER_INDEX

System Log Message No more peer indexes

Description No more peer indexes were available for allocation.

Type Event: This message reports an event, not an error

Severity error

RPD_LMP_RESOURCE

System Log Message *operation* operation failed: resource *resource* (type *type*, index *index*) *reason*

Description The routing protocol process (rpd) could not perform the indicated operation for the resource with the indicated name, type, and index, for the indicated reason.

Type Error: An error occurred

Severity error

RPD_LMP_RESOURCE_NO_LINK

System Log Message TE link *link-id* not found for resource *resource* (type *type*, index *index*)

Description The routing protocol process (rpd) could not locate the indicated traffic-engineering link for the resource with the indicated name, type, and index.

Type Error: An error occurred

Severity error

RPD_LMP_SEND

System Log Message *function-name*: handling write exception (*error-message*, errno *error-code*)

Description The routing protocol process (rpd) could not send a message to the Label Management Protocol (LMP) process (Impd).

Type Error: An error occurred

Severity error

RPD_LMP_SEND_ALLOCATION_MESSAGE

System Log Message Unable to send allocation message: *error-message* (*error-code*)

Description The routing protocol process (rpd) could not send an allocation message.

Type Error: An error occurred

Severity error

RPD_LMP_SYSFAIL

| | |
|---------------------------|---|
| System Log Message | Unable to start <i>type</i> timer |
| Description | The routing protocol process (rpd) discovered that the Label Management Protocol (LMP) process (Impd) was not running. The rpd process attempted to start the indicated type of timer for restarting the Impd process or reestablishing a connection to it, but the attempt failed. |
| Type | Error: An error occurred |
| Severity | error |
| Cause | An internal software failure occurred. |
| Action | Examine the messages that immediately follow this message in the system log for information about possible reasons that Impd failed. |

RPD_LMP_TE_LINK

| | |
|---------------------------|--|
| System Log Message | <i>operation</i> operation failed: TE link <i>link-name</i> (index <i>index</i>) <i>reason</i> |
| Description | The routing protocol process (rpd) could not perform the indicated operation for the traffic-engineering link with the indicated name and index, for the indicated reason. |
| Type | Error: An error occurred |
| Severity | error |

RPD_LMP_TE_LINK_INDEX

| | |
|---------------------------|---|
| System Log Message | No more TE-link indexes |
| Description | No more traffic-engineering link indexes were available for allocation. |
| Type | Event: This message reports an event, not an error |
| Severity | error |

RPD_LMP_UNEXPECTED_OPCODE

| | |
|---------------------------|--|
| System Log Message | <i>message-type</i> message had unexpected operation code <i>operation-code</i> |
| Description | The routing protocol process (rpd) received the indicated type of message, which had the indicated invalid operation code. |
| Type | Error: An error occurred |
| Severity | error |

RPD_LOCK_FLOCKED

| | |
|---------------------------|---|
| System Log Message | Unable to obtain a lock on <i>filename</i> , is another copy of rpd running? |
| Description | The routing protocol process (rpd) could not obtain the mutual exclusion lock that prevents more than one instance of rpd from running simultaneously. The system terminated the indicated process. |

| | |
|-----------------|--|
| Type | Error: An error occurred |
| Severity | error |
| Cause | Another rpd process is running. |
| Action | Use the 'show system process' command to verify that another rpd is running. |

RPD_LOCK_LOCKED

| | |
|---------------------------|--|
| System Log Message | Unable to obtain a lock on <i>filename, program-name[pid]</i> is still running |
| Description | The routing protocol process (rpd) could not obtain the mutual exclusion lock that prevents more than one instance of rpd from running simultaneously. The system terminated this instance of rpd. |
| Type | Error: An error occurred |
| Severity | error |
| Cause | Another rpd is running. |
| Action | Use the 'show system process' command to verify that another rpd is running. |

RPD_MC_DESIGNATED_PE_CHANGE

| | |
|---------------------------|--|
| System Log Message | Designated forwarder changed to <i>ip-address</i> for backup-pe-group <i>group-name</i> in <i>routing-instance</i> instance |
| Description | The routing protocol daemon (rpd) assigned the indicated Provider Edge (PE) as the new designated forwarder of the indicated routing instance for the indicated backup-pe-group. |
| Type | Event: This message reports an event, not an error |
| Severity | notice |

RPD_MC_LOCAL_DESIGNATED_PE

| | |
|---------------------------|--|
| System Log Message | Local PE is now the designated forwarder for backup-pe-group <i>group-name</i> in <i>routing-instance</i> instance |
| Description | The routing protocol daemon (rpd) selected the local Provider Edge (PE) as the designated forwarder of the indicated routing instance for the indicated backup-pe-group. |
| Type | Event: This message reports an event, not an error |
| Severity | notice |

RPD_MC_OIF_REJECT

| | |
|---------------------------|--|
| System Log Message | Interface <i>interface-name</i> is rejected due to lack of bw |
| Description | When multicast bandwidth admission control is applied, an interface may not be put into the downstream interface list for a forwarding cache if the interface does |

not have enough bandwidth for the flow, even when a multicast protocol determines that there are local/downstream receivers.

Type Event: This message reports an event, not an error
Severity info

RPD_MC_OIF_RE_ADMIT

System Log Message Interface *interface-name* is re-admitted with newly available bw
Description The indicated downstream interface that was previously rejected was readmitted for the flow because there was newly available bandwidth on the interface.
Type Event: This message reports an event, not an error
Severity info

RPD_MGMT_TIMEOUT

System Log Message Connection to management peer *process-name* timed out waiting for input
Description The connection between the routing protocol process (rpd) and the indicated management process (mgd) timed out before input arrived from the mgd process.
Type Error: An error occurred
Severity warning

RPD_MIRROR_ERROR

System Log Message Unable to establish mirror connection between Routing Engines: *error-message*
Description The routing protocol process (rpd) could not establish the mirror connection (which supports nonstop routing) between the master and backup Routing Engines.
Type Error: An error occurred
Severity warning
Cause The master and backup Routing Engines are running incompatible versions of the JUNOS software.
Action Update the JUNOS software to compatible versions on the master and backup Routing Engines.

RPD_MIRROR_VERSION_MISMATCH

System Log Message Versions of mirror software on Routing Engines are incompatible: *error-message*
Description While trying to establish the mirror connection between the master and backup Routing Engines (which supports nonstop routing), the routing protocol process (rpd) determined that the versions of JUNOS software on the Routing Engines were incompatible.
Type Error: An error occurred

| | |
|-----------------|--|
| Severity | warning |
| Action | Update the JUNOS software to compatible versions on the master and backup Routing Engines. |

RPD_MLD_ACCOUNTING_OFF

| | |
|---------------------------|---|
| System Log Message | <i>interface-name time</i> |
| Description | The Multicast Listener Discovery (MLD) accounting for the indicated interface was disabled at the indicated time. |
| Type | Event: This message reports an event, not an error |
| Severity | info |

RPD_MLD_ACCOUNTING_ON

| | |
|---------------------------|--|
| System Log Message | <i>interface-name time</i> |
| Description | The Multicast Listener Discovery (MLD) accounting for the indicated interface was enabled at the indicated time. |
| Type | Event: This message reports an event, not an error |
| Severity | info |

RPD_MLD_CFG_CREATE_ENTRY_FAILED

| | |
|---------------------------|---|
| System Log Message | Could not create entry for <i>entry</i> . |
| Description | MLD failed to create the indicated configuration entry. The configuration request failed. |
| Type | Error: An error occurred |
| Severity | error |
| Action | Contact your technical support representative. |

RPD_MLD_CFG_INVALID_VALUE

| | |
|---------------------------|--|
| System Log Message | The <i>object-name</i> configuration object <i>identifier</i> field has an invalid value of <i>value</i> |
| Description | The configuration request failed because the indicated configuration object contained the indicated invalid value. |
| Type | Error: An error occurred |
| Severity | error |
| Action | Modify configuration statement to use a valid value. |

RPD_MLD_DYN_CFG_INVALID_STMT

| | |
|---------------------------|---|
| System Log Message | Invalid dynamic configuration statement: <i>configuration-statement</i> |
|---------------------------|---|

| | |
|--------------------|--|
| Description | The indicated dynamic configuration statement was invalid. The dynamic configuration instantiation request was rejected. |
| Type | Error: An error occurred |
| Severity | error |
| Action | Remove the unsupported configuration statement. |

RPD_MLD_DYN_CFG_SES_ID_MISMATCH

| | |
|---------------------------|--|
| System Log Message | Dynamic configuration entry for interface <i>interface-name</i> with session id <i>client-session-id</i> found an existing entry with a different session id of <i>client-session-id-1</i> . |
| Description | The dynamic configuration instantiation request matched an existing dynamic configuration block that had a different session id. The dynamic configuration instantiation request was rejected. |
| Type | Error: An error occurred |
| Severity | error |
| Action | Contact your technical support representative. |

RPD_MLD_JOIN

| | |
|---------------------------|--|
| System Log Message | Listener <i>source-address</i> sent a join to <i>destination-address</i> for group <i>group-address</i> source <i>sender-address</i> on interface <i>interface-name</i> at <i>time</i> |
| Description | MLD join event. |
| Type | Event: This message reports an event, not an error |
| Severity | info |

RPD_MLD_LEAVE

| | |
|---------------------------|---|
| System Log Message | Listener <i>source-address</i> sent a leave to <i>destination-address</i> for group <i>group-address</i> source <i>sender-address</i> on interface <i>interface-name</i> at <i>time</i> |
| Description | MLD leave event. |
| Type | Event: This message reports an event, not an error |
| Severity | info |

RPD_MLD_MEMBERSHIP_TIMEOUT

| | |
|---------------------------|---|
| System Log Message | Membership timeout for listener <i>source-address</i> for group <i>group-address</i> source <i>sender-address</i> on interface <i>interface-name</i> at <i>time</i> |
| Description | MLD group membership timeout. |
| Type | Event: This message reports an event, not an error |
| Severity | info |

RPD_MPLS_LSP_BANDWIDTH_CHANGE

| | |
|---------------------------|---|
| System Log Message | MPLS LSP <i>lsp-name</i> bandwidth changed, lsp bandwidth <i>bandwidth</i> bps |
| Description | The bandwidth associated with the indicated Multiprotocol Label Switching (MPLS) label-switched path (LSP) changed. |
| Type | Event: This message reports an event, not an error |
| Severity | warning |

RPD_MPLS_LSP_CHANGE

| | |
|---------------------------|--|
| System Log Message | MPLS LSP <i>lsp-name</i> change on <i>path-type(pathname)</i> Route <i>lsp-rro</i> lsp bandwidth <i>bandwidth</i> bps |
| Description | The indicated Multiprotocol Label Switching (MPLS) label-switched path (LSP) was rerouted and its Record Route Object (RRO) changed. |
| Type | Event: This message reports an event, not an error |
| Severity | warning |

RPD_MPLS_LSP_DOWN

| | |
|---------------------------|---|
| System Log Message | MPLS LSP <i>lsp-name</i> down on <i>path-type(pathname)</i> |
| Description | The indicated Multiprotocol Label Switching (MPLS) label-switched path (LSP) went down and could not be used to send traffic. |
| Type | Event: This message reports an event, not an error |
| Severity | warning |

RPD_MPLS_LSP_SWITCH

| | |
|---------------------------|---|
| System Log Message | MPLS LSP <i>lsp-name</i> switch from <i>old-path-type(old-pathname)</i> to <i>new-path-type(new-pathname)</i> , Route <i>lsp-rro</i> : <i>reason</i> lsp bandwidth <i>bandwidth</i> bps |
| Description | The indicated Multiprotocol Label Switching (MPLS) label-switched path (LSP) switched from primary path to secondary path or vice versa. |
| Type | Event: This message reports an event, not an error |
| Severity | warning |

RPD_MPLS_LSP_UP

| | |
|---------------------------|---|
| System Log Message | MPLS LSP <i>lsp-name</i> up on <i>path-type(pathname)</i> Route <i>lsp-rro</i> lsp bandwidth <i>bandwidth</i> bps |
| Description | The indicated Multiprotocol Label Switching (MPLS) label-switched path (LSP) came up and could be used to send traffic. |
| Type | Event: This message reports an event, not an error |
| Severity | warning |

RPD_MPLS_OAM_READ_ERROR

| | |
|---------------------------|---|
| System Log Message | Unable to read from pipe to MPLS OAM process: <i>reason (error-message)</i> |
| Description | The routing protocol process (rpd) could not read a message available on the read pipe from the MPLS Operation, Administration, and Maintenance process (mplsoamd). |
| Type | Error: An error occurred |
| Severity | info |
| Action | Contact your technical support representative. |

RPD_MPLS_OAM_WRITE_ERROR

| | |
|---------------------------|---|
| System Log Message | Unable to write to pipe to MPLS OAM process: <i>(error-message)</i> |
| Description | The routing protocol process (rpd) could not write a message on the write pipe to the MPLS Operation, Administration, and Maintenance process (mplsoamd). |
| Type | Error: An error occurred |
| Severity | info |
| Action | Contact your technical support representative. |

RPD_MPLS_PATH_BANDWIDTH_CHANGE

| | |
|---------------------------|---|
| System Log Message | MPLS path <i>pathname</i> (lsp <i>lsp-name</i>) bandwidth changed, path bandwidth <i>bandwidth</i> bps |
| Description | The bandwidth associated with the indicated Multiprotocol Label Switching (MPLS) path changed. |
| Type | Event: This message reports an event, not an error |
| Severity | warning |

RPD_MPLS_PATH_BFD_DOWN

| | |
|---------------------------|---|
| System Log Message | BFD session for MPLS path <i>pathname</i> went down on LSP <i>lsp-name</i> |
| Description | The routing protocol process (rpd) determined that the Bidirectional Forwarding Detection (BFD) protocol session for the indicated Multiprotocol Label Switching (MPLS) path terminated on the indicated label-switched path (LSP). |
| Type | Event: This message reports an event, not an error |
| Severity | notice |

RPD_MPLS_PATH_BFD_UP

| | |
|---------------------------|--|
| System Log Message | BFD session for MPLS path <i>pathname</i> came up on LSP <i>lsp-name</i> |
| Description | The routing protocol process (rpd) determined that the Bidirectional Forwarding Detection (BFD) protocol session for the the indicated Multiprotocol Label Switching (MPLS) path came up on the indicated label-switched path (LSP). |

Type Event: This message reports an event, not an error
Severity notice

RPD_MPLS_PATH_BW_NOT_AVAILABLE

System Log Message Unable to satisfy bandwidth configured for MPLS path *pathname* on LSP *lsp-name*
Description The bandwidth setting for the indicated Multiprotocol Label Switching (MPLS) path and label-switched path (LSP) was changed recently, but attempts to apply the new setting failed. The LSP continued to use the previous amount of bandwidth.
Type Event: This message reports an event, not an error
Severity warning
Action Determine the reason that the bandwidth could not change and make the necessary changes to the software configuration, hardware configuration, or both.

RPD_MPLS_PATH_DOWN

System Log Message MPLS path *pathname* down on LSP *lsp-name*
Description The indicated Multiprotocol Label Switching (MPLS) path went down on the indicated label-switched path (LSP).
Type Event: This message reports an event, not an error
Severity warning

RPD_MPLS_PATH_UP

System Log Message MPLS path *pathname* up on LSP *lsp-name* path bandwidth *bandwidth* bps
Description The indicated Multiprotocol Label Switching (MPLS) path came up on the indicated label-switched path (LSP).
Type Event: This message reports an event, not an error
Severity warning

RPD_MSDP_PEER_DOWN

System Log Message MSDP peer *peer-address* peer-group *peer-group* out of Established state
Description The indicated MSDP peer left the Established state. The routing protocol process (rpd) deleted all active sources learned from the peer and will no longer send 'Source Active' messages to it.
Type Event: This message reports an event, not an error
Severity notice

RPD_MSDP_PEER_UP

System Log Message MSDP peer *peer-address* peer-group *peer-group* into Established state

Description The indicated MSDP peer entered the Established state.

Type Event: This message reports an event, not an error

Severity info

RPD_MSDP_SRC_ACTIVE_OVER_LIMIT

System Log Message Number of MSDP source-active messages about *originator* exceeded configured limit *message*

Description The number of MSDP source-active messages received from the indicated instance, peer, or source exceeded the configured limit. All source-active messages are discarded until the limit is no longer exceeded. During periods when the event reported by this message occurs frequently, the routing protocol process (rpd) does not log every occurrence. In this case, the repetitions field in the message indicates how many times the event occurred since the rpd process previously logged this message.

Type Event: This message reports an event, not an error

Severity notice

RPD_MSDP_SRC_ACTIVE_OVER_THRESH

System Log Message Number of MSDP source-active messages about *originator* exceeded configured threshold *message*

Description The number of MSDP source-active messages received from the indicated instance, peer, or source exceeded the configured threshold. Until the threshold is no longer exceeded, a random early discard (RED) profile is applied to incoming messages so that only some of them are accepted. During periods when the event reported by this message occurs frequently, the routing protocol process (rpd) does not log every occurrence. In this case, the repetitions field in the message indicates how many times the event occurred since the rpd process previously logged this message.

Type Event: This message reports an event, not an error

Severity notice

RPD_MSDP_SRC_ACTIVE_UNDER_LIMIT

System Log Message Number of MSDP source-active messages about *originator* no longer exceeded configured limit *message*

Description The number of MSDP source-active messages received from the indicated instance, peer, or source no longer exceeded the configured limit. Active-source messages are no longer discarded automatically. During periods when the event reported by this message occurs frequently, the routing protocol process (rpd) does not log every occurrence. In this case, the repetitions field in the message indicates how many times the event occurred since the rpd process previously logged this message.

Type Event: This message reports an event, not an error

Severity notice

RPD_MSDP_SRC_ACTIVE_UNDER_THRESH

| | |
|---------------------------|---|
| System Log Message | Number of MSDP source-active messages about <i>originator</i> no longer exceeded configured threshold <i>message</i> |
| Description | The number of MSDP source-active messages received from the indicated instance, peer, or source no longer exceeded the configured threshold. A random early discard (RED) profile is no longer applied to incoming messages. During periods when the event reported by this message occurs frequently, the routing protocol process (rpd) does not log every occurrence. In this case, the repetitions field in the message indicates how many times the event occurred since the rpd process previously logged this message. |
| Type | Event: This message reports an event, not an error |
| Severity | notice |

RPD_OSPF_CFGNBR_P2P

| | |
|---------------------------|---|
| System Log Message | Ignored configured neighbors on point-to-point realm <i>realm-name</i> interface <i>interface-name</i> area <i>area-idi</i> |
| Description | For point-to-point interfaces, OSPF neighbors are learned by using hello messages, so the implicit configuration of neighbors was ignored for the indicated point-to-point interface. |
| Type | Error: An error occurred |
| Severity | warning |
| Action | Remove the neighbor configuration for the indicated interface. |

RPD_OSPF_LDP_SYNC

| | |
|---------------------------|--|
| System Log Message | OSPF realm <i>realm-name</i> interface <i>interface-name</i> area <i>area-idi</i> advertised with infinite metric for <i>duration</i> seconds already due to loss of synchronization with LDP |
| Description | The OSPF protocol lost synchronization with the Label Distribution Protocol (LDP) on the indicated interface. As a consequence, it began advertising an infinite metric for the interface and has been doing so for the indicated number of seconds. |
| Type | Error: An error occurred |
| Severity | warning |
| Action | Determine why LDP lost synchronization with OSPF. |

RPD_OSPF_NBRDOWN

| | |
|---------------------------|---|
| System Log Message | OSPF neighbor <i>neighbor-address</i> (realm <i>realm-name</i> interface <i>interface-name</i> area <i>area-idi</i>) state changed from <i>old-state</i> to <i>new-state</i> due to <i>event-name</i> (event reason: <i>reason</i>) |
| Description | An OSPF adjacency with the indicated neighboring router was terminated. The local router no longer exchanges routing information with, or directs traffic to, the neighboring router. |
| Type | Event: This message reports an event, not an error |

Severity notice

RPD_OSPF_NBRUP

| | |
|---------------------------|---|
| System Log Message | OSPF neighbor <i>neighbor-address</i> (realm <i>realm-name</i> interface <i>interface-name</i> area <i>area-idi</i>) state changed from <i>old-state</i> to <i>new-state</i> due to <i>event-name</i> (event reason: <i>reason</i>) |
| Description | An OSPF adjacency was established with the indicated neighboring router. The local router can now exchange information with it. |
| Type | Event: This message reports an event, not an error |
| Severity | info |

RPD_OSPF_OVERLOAD

| | |
|---------------------------|---|
| System Log Message | OSPF instance <i>instance</i> topology <i>topology</i> is going into overload state: number of export prefixes (<i>count</i>) exceeded maximum allowed (<i>maximum-value</i>) |
| Description | The indicated topology in the indicated OSPF instance became overloaded and will remain in that state until an administrator intervenes. |
| Type | Error: An error occurred |
| Severity | warning |
| Cause | The number of export prefixes exceeded the configured limit. |
| Action | Unconfigure or modify export policies that inject a large number of routes. |

RPD_OS_MEMHIGH

| | |
|---------------------------|---|
| System Log Message | Using <i>size</i> KB of memory, <i>percentage-value</i> percent of available |
| Description | The routing protocol process (rpd) is using the indicated amount and percentage of Routing Engine memory, which is considered excessive. |
| Type | Error: An error occurred |
| Severity | error |
| Cause | Either rpd is leaking memory or the use of system resources is excessive, perhaps because routing filters are misconfigured or the configured network topology is very complex. |
| Action | Increase the amount of RAM in the Routing Engine. |

RPD_PARSE_BAD_LR_NAME

| | |
|---------------------------|---|
| System Log Message | <i>executable-name</i> : logical router name " <i>logical-router-name</i> " exceeds <i>count</i> characters |
| Description | The indicated logical router name exceeds the indicated maximum number of characters. |
| Type | Error: An error occurred |
| Severity | error |

Action Assign a shorter name.

RPD_PARSE_BAD_OPTION

System Log Message *executable-name*: command-line option *option* is invalid

Description The command line used to start the indicated process included the indicated option, which is invalid. The process did not start.

Type Error: An error occurred

Severity error

Action Reissue the command without the invalid option.

RPD_PARSE_CMD_ARG

System Log Message *executable-name*: missing required argument for command-line option *option*

Description The command line used to start the indicated process did not include the argument required by the indicated option. The process did not start.

Type Error: An error occurred

Severity error

Action Reissue the command and include the required argument.

RPD_PARSE_CMD_DUPLICATE

System Log Message *executable-name*: command-line option *option* is a duplicate

Description The command line used to start the indicated process included the indicated duplicate option. The process did not start.

Type Error: An error occurred

Severity error

Action Reissue the command without the duplicate option.

RPD_PARSE_CMD_EXTRA

System Log Message *executable-name*: command-line option *option* is extraneous

Description The command line used to start the indicated process included the indicated option, which is extraneous. The process did not start.

Type Error: An error occurred

Severity error

Action Reissue the command and omit the extraneous option.

RPD_PIM_NBRDOWN

| | |
|---------------------------|---|
| System Log Message | PIM neighbor <i>neighbor-address (interface-name)</i> removed due to: <i>reason</i> |
| Description | The routing protocol process (rpd) declared the indicated PIM neighbor inactive. |
| Type | Event: This message reports an event, not an error |
| Severity | notice |

RPD_PIM_NBRUP

| | |
|---------------------------|--|
| System Log Message | PIM new neighbor <i>neighbor-address</i> interface <i>interface-name</i> |
| Description | The routing protocol process (rpd) discovered the indicated new PIM neighbor on the indicated interface. |
| Type | Event: This message reports an event, not an error |
| Severity | info |

RPD_PPM_READ_ERROR

| | |
|---------------------------|--|
| System Log Message | Read error on pipe from ppm: <i>reason (error-message)</i> |
| Description | The routing protocol process (rpd) could not read a message available on the read pipe from the periodic packet management process (ppmd). |
| Type | Error: An error occurred |
| Severity | info |
| Action | Contact your technical support representative. |

RPD_PPM_WRITE_ERROR

| | |
|---------------------------|--|
| System Log Message | <i>function-name</i> : write error on pipe to ppm: <i>(error-message)</i> |
| Description | The routing protocol process (rpd) could not write a message on the pipe to the periodic packet management process (ppmd). |
| Type | Error: An error occurred |
| Severity | error |
| Action | Contact your technical support representative. |

RPD_RDISC_CKSUM

| | |
|---------------------------|--|
| System Log Message | Bad checksum for router solicitation from <i>source-address</i> to <i>destination-address</i> |
| Description | The routing protocol process (rpd) ignored a router discovery solicitation message from the indicated address because the checksum in the message's ICMP header was invalid. |
| Type | Event: This message reports an event, not an error |
| Severity | warning |

Cause The solicitation message was incorrectly generated or damaged in transit.

Action Examine the host that generated the solicitation message.

RPD_RDISC_NOMULTI

System Log Message Ignoring interface *interface-address* on *interface-name* -- multicast not available

Description The indicated interface was configured for router discovery, but does not support IP multicast operations as required. The routing protocol process (rpd) did not enable router discovery on the interface.

Type Error: An error occurred

Severity warning

Action Do not configure router discovery on the interface.

RPD_RDISC_NORECVIF

System Log Message Unable to locate interface for router solicitation from *source-address* to *destination-address*

Description The routing protocol process (rpd) ignored a router discovery solicitation message from the indicated router because the router's IP address does not share the IP prefix of the local router. The local router is not a candidate for the indicated router because they are not on the same network.

Type Event: This message reports an event, not an error

Severity warning

Cause Although the indicated router seems to be locally attached, no interfaces on the local router are configured to handle its IP address. Either the indicated router is configured with the wrong IP address, or the local router is not correctly configured for the network that the indicated router is using.

Action Ignore this message if it indicates the desired configuration, or reconfigure one or both routers to share a common network.

RPD_RDISC_SOLICITADDR

System Log Message Expected multicast (*expected-address*) for router solicitation from *source-address* to *destination-address*

Description A router discovery solicitation message received from the indicated address was not sent to the expected multicast address for all routers.

Type Event: This message reports an event, not an error

Severity warning

Action Examine the configuration of the router that generated the router discovery solicitation message.

RPD_RDISC_SOLICITICMP

| | |
|---------------------------|---|
| System Log Message | Nonzero ICMP code (<i>value</i>) for router solicitation from <i>source-address</i> to <i>destination-address</i> |
| Description | The routing protocol process (rpd) ignored a router discovery solicitation message from the indicated router because the ICMP code in the message header was nonzero. |
| Type | Event: This message reports an event, not an error |
| Severity | warning |
| Cause | The solicitation message was incorrectly generated. |
| Action | Examine the host that generated the solicitation message. |

RPD_RDISC_SOLICITLEN

| | |
|---------------------------|--|
| System Log Message | Insufficient length (<i>length</i>) for router solicitation from <i>source-address</i> to <i>destination-address</i> |
| Description | The routing protocol process (rpd) ignored a router discovery solicitation message from the indicated router, because the indicated message length is too short. |
| Type | Event: This message reports an event, not an error |
| Severity | warning |
| Cause | The solicitation message was incorrectly generated. |
| Action | Examine the host that generated the solicitation message. |

RPD_RIP_AUTH

| | |
|---------------------------|--|
| System Log Message | Update with invalid authentication from <i>source-address</i> (<i>interface-name</i>) |
| Description | The routing protocol process (rpd) ignored a RIP update because authentication of the update failed. |
| Type | Event: This message reports an event, not an error |
| Severity | notice |

RPD_RIP_JOIN_BROADCAST

| | |
|---------------------------|--|
| System Log Message | Unable to get broadcast address on <i>interface-name</i> ; using the all-ones address |
| Description | RIP cannot run on the indicated interface because the routing protocol process (rpd) could not obtain the broadcast address on the interface as required for running RIP version 1 or version 2 in compatibility mode. |
| Type | Error: An error occurred |
| Severity | error |

RPD_RIP_JOIN_MULTICAST

| | |
|---------------------------|---|
| System Log Message | Unable to join multicast group on <i>interface-name</i> : <i>error-message</i> |
| Description | RIP cannot run on the indicated interface, because the routing protocol process (rpd) could not join the RIP multicast group as required for RIP version 2 multicast updates. |
| Type | Error: An error occurred |
| Severity | error |

RPD_RSVP_BACKUP_DOWN

| | |
|---------------------------|--|
| System Log Message | Backup for protecting LSP <i>lsp-name</i> down, using bypass <i>bypass-lsp-name</i> reason |
| Description | When link protection is enabled, a backup label-switched path (LSP) is needed to maintain a protected LSP's control-plane connectivity when topology failures are detected. The backup LSP for the indicated protected LSP failed. The failure can cause traffic loss because the protected LSP tears down when there is no backup. If the reason for the backup failure can be determined, it is reported in the message. |
| Type | Event: This message reports an event, not an error |
| Severity | warning |

RPD_RSVP_BYPASS_DOWN

| | |
|---------------------------|--|
| System Log Message | RSVP bypass <i>bypass-lsp-name</i> for protecting interface <i>interface-name</i> went down reason |
| Description | The indicated RSVP link-protection bypass, which was protecting the indicated interface, was terminated. If the reason for the termination can be determined, it is reported in the message. |
| Type | Event: This message reports an event, not an error |
| Severity | warning |

RPD_RSVP_BYPASS_UP

| | |
|---------------------------|---|
| System Log Message | RSVP bypass <i>bypass-lsp-name</i> for protecting interface <i>interface-name</i> came up |
| Description | The indicated RSVP link-protection bypass was established to protect the indicated interface. |
| Type | Event: This message reports an event, not an error |
| Severity | warning |

RPD_RSVP_LSP_SWITCH

| | |
|---------------------------|--|
| System Log Message | RSVP LSP <i>lsp-name</i> switched to backup; using bypass LSP <i>bypass-lsp-name</i> , route <i>lsp-rro</i> |
| Description | RSVP detected a failure downstream for the indicated label-switched path (LSP) and switched it to a backup using the indicated bypass LSP. |
| Type | Event: This message reports an event, not an error |

| | |
|-----------------|---|
| Severity | warning |
| Cause | The downstream interface or router for the LSP went down. |

RPD_RSVP_MAXIMUM_SESSIONS

| | |
|---------------------------|--|
| System Log Message | RSVP maximum session limit of <i>limit</i> reached |
| Description | The routing protocol process (rpd) could not set up an RSVP session because the indicated limit on the number of sessions was reached. |
| Type | Event: This message reports an event, not an error |
| Severity | warning |

RPD_RSVP_NBRDOWN

| | |
|---------------------------|--|
| System Log Message | RSVP neighbor <i>neighbor-address</i> down on interface <i>interface-name</i> , <i>reason</i> |
| Description | The RSVP neighbor to the indicated address was terminated. |
| Type | Event: This message reports an event, not an error |
| Severity | warning |
| Cause | The communication path to the neighboring router was disrupted, a protocol error occurred, or the neighboring router was powered down. |

RPD_RSVP_NBRUP

| | |
|---------------------------|---|
| System Log Message | RSVP neighbor <i>neighbor-address</i> up on interface <i>interface-name</i> |
| Description | An RSVP neighbor was established to the indicated address. |
| Type | Event: This message reports an event, not an error |
| Severity | warning |

RPD_RT_DUPLICATE_RD

| | |
|---------------------------|--|
| System Log Message | routing-instance <i>routing-instance</i> has duplicate route-distinguisher <i>route-discriminator</i> as routing-instance <i>existing-routing-instance</i> |
| Description | The route-distinguisher assigned to this routing instance has already been assigned to another routing instance (as indicated). |
| Type | Error: An error occurred |
| Severity | error |

RPD_RT_ERROR

| | |
|---------------------------|---|
| System Log Message | rt_event_ <i>event-name</i> : fatal state error |
| Description | A route in the routing table was found to be in an unrecoverable error state. |
| Type | Error: An error occurred |

Severity critical

RPD_RT_IFUP

System Log Message UP route for interface *interface-name* index *logical-interface-index* *address/prefix-length*

Description The interface route for the indicated interface and prefix changed state from down to up, becoming available for routing.

Type Event: This message reports an event, not an error

Severity warning

RPD_RT_PATH_LIMIT_BELOW

System Log Message Number of paths (*count*) in table *table-name* is now less than the configured maximum (*limit*)

Description The number of paths in the indicated routing table previously equaled or exceeded the indicated limit, but went down to the indicated number, which is below the limit.

Type Event: This message reports an event, not an error

Severity warning

RPD_RT_PATH_LIMIT_REACHED

System Log Message Number of paths (*count*) in table *table-name* *status* configured maximum (*limit*)

Description The indicated total number of paths in the indicated routing table equaled or exceeded the indicated configured limit. Attempts to add some types of path to the table fail while this condition holds, but the path count can exceed the limit if paths are forcibly added (for example, for static routes). This message first appears in the log when the limit is reached and repeats periodically until the number of paths goes below the limit.

Type Error: An error occurred

Severity error

RPD_RT_PATH_LIMIT_WARNING

System Log Message Number of paths (*count*) in table *table-name* reached warning threshold (*threshold* percent of configured maximum *limit*)

Description The indicated total number of paths in the indicated routing table reached the threshold for a warning. The threshold is the indicated percentage of the indicated configured limit on the number of paths.

Type Event: This message reports an event, not an error

Severity warning

RPD_RT_PREFIX_LIMIT_BELOW

| | |
|---------------------------|--|
| System Log Message | Number of prefixes (<i>prefix-count</i>) in table <i>table-name</i> is now less than the configured maximum (<i>limit</i>) |
| Description | The number of prefixes in the indicated routing table previously equaled or exceeded the indicated limit, but went down to the indicated number, which is below the limit. |
| Type | Event: This message reports an event, not an error |
| Severity | warning |

RPD_RT_PREFIX_LIMIT_REACHED

| | |
|---------------------------|---|
| System Log Message | Number of prefixes (<i>prefix-count</i>) in table <i>table-name status</i> configured maximum (<i>limit</i>) |
| Description | The indicated total number of prefixes in the indicated routing table equaled or exceeded the indicated configured limit. Attempts to add some types of prefix to the table fail while this condition holds, but the prefix count can exceed the limit if prefixes are forcibly added (for example, for static routes). This message first appears in the log when the limit is reached and repeats periodically until the number of prefixes goes below the limit. |
| Type | Error: An error occurred |
| Severity | error |

RPD_RT_PREFIX_LIMIT_WARNING

| | |
|---------------------------|---|
| System Log Message | Number of prefixes (<i>prefix-count</i>) in table <i>table-name</i> reached warning threshold (<i>threshold</i> percent of configured maximum <i>limit</i>) |
| Description | The indicated total number of prefixes in the indicated routing table reached the threshold for a warning. The threshold is the indicated percentage of the indicated configured limit on the number of prefixes. |
| Type | Event: This message reports an event, not an error |
| Severity | warning |

RPD_RT_SHOWMODE

| | |
|---------------------------|--|
| System Log Message | invalid display mode (<i>mode</i>) |
| Description | The indicated display mode was specified in a 'show route' command and is unsupported. |
| Type | Error: An error occurred |
| Severity | error |

RPD_RT_TAG_ID_ALLOC_FAILED

| | |
|---------------------------|--|
| System Log Message | Unable to allocate <i>object-name</i> for routing instance <i>instance</i> |
|---------------------------|--|

| | |
|--------------------|--|
| Description | The routing protocol process (rpd) could not allocate either labels or subunits (as indicated) for the indicated routing instance, because the result number of objects would have exceeded the limit. |
| Type | Error: An error occurred |
| Severity | error |

RPD_SCHED_CALLBACK_LONGRUNTIME

| | |
|---------------------------|--|
| System Log Message | <i>function-name: excessive runtime time during action of module</i> |
| Description | The indicated submodule of the routing protocol process (rpd) ran uninterrupted for the indicated period of time, which is considered excessive. |
| Type | Event: This message reports an event, not an error |
| Severity | warning |
| Cause | The duration was noted because task accounting is enabled. The function might be implemented inefficiently. |

RPD_SCHED_CUMULATIVE_LONGRUNTIME

| | |
|---------------------------|---|
| System Log Message | <i>function-name: excessive runtime (total of time in count callbacks) after action of module</i> |
| Description | Several submodules of the routing protocol process (rpd) ran uninterrupted for the indicated period of time, which is considered excessive. |
| Type | Event: This message reports an event, not an error |
| Severity | warning |
| Cause | The duration was noted because task accounting is enabled. The function might be implemented inefficiently. |

RPD_SCHED_MODULE_LONGRUNTIME

| | |
|---------------------------|---|
| System Log Message | <i>function-name: excessive runtime time during action of module</i> |
| Description | Several submodules of the routing protocol process (rpd) ran uninterrupted for the indicated period of time, which is considered excessive. |
| Type | Event: This message reports an event, not an error |
| Severity | warning |
| Cause | The duration was noted because task accounting is enabled. The function might be implemented inefficiently. |

RPD_SCHED_TASK_LONGRUNTIME

| | |
|---------------------------|--|
| System Log Message | <i>function-name ran for total-time (user-time user, system-time system) doing action</i> |
| Description | A task callback within the routing protocol process (rpd) ran uninterrupted for the indicated period of time, which is considered excessive. |

| | |
|-----------------|---|
| Type | Event: This message reports an event, not an error |
| Severity | warning |
| Cause | The duration was noted because task accounting is enabled. The function might be implemented inefficiently. |

RPD_SIGNAL_TERMINATE

| | |
|---------------------------|---|
| System Log Message | <i>signal-name</i> termination signal received |
| Description | In response to the indicated termination request, the routing protocol process (rpd) terminated adjacencies with neighbors and shut down. |
| Type | Event: This message reports an event, not an error |
| Severity | notice |

RPD_SNMP_CONN_PROG

| | |
|---------------------------|---|
| System Log Message | <i>function-name: error-message</i> |
| Description | The indicated error occurred while the routing protocol process (rpd) was connecting to the Simple Network Management Protocol (SNMP) master agent. |
| Type | Error: An error occurred |
| Severity | info |

RPD_SNMP_CONN_QUIT

| | |
|---------------------------|---|
| System Log Message | <i>function-name: unable to connect to SNMP agent (pathname): error-message</i> |
| Description | The routing protocol process (rpd) could not connect to the indicated Simple Network Management Protocol (SNMP) master agent. |
| Type | Error: An error occurred |
| Severity | error |

RPD_SNMP_CONN_RETRY

| | |
|---------------------------|--|
| System Log Message | <i>function-name: reattempting connection to SNMP agent (pathname): error-message</i> |
| Description | The routing protocol process (rpd) tried again to connect to the indicated Simple Network Management Protocol (SNMP) master agent after a connection attempt failed. |
| Type | Error: An error occurred |
| Severity | error |

RPD_SNMP_INVALID_SOCKET

| | |
|---------------------------|---|
| System Log Message | <i>function-name: socket file-descriptor</i> is invalid |
|---------------------------|---|

| | |
|--------------------|--|
| Description | The routing protocol process (rpd) could not send a message to a Simple Network Management Protocol (SNMP) master agent because the indicated socket is invalid. |
| Type | Error: An error occurred |
| Severity | error |

RPD_SNMP_SOCKET_BLOCK

| | |
|---------------------------|---|
| System Log Message | <i>function-name</i> : unable to set nonblocking option |
| Description | The routing protocol process (rpd) could not set a socket to nonblocking mode after connecting to the Simple Network Management Protocol (SNMP) master agent. |
| Type | Error: An error occurred |
| Severity | error |

RPD_SNMP_SOCKET_RECVBUF

| | |
|---------------------------|--|
| System Log Message | <i>function-name</i> : unable to set recvbuf option |
| Description | The routing protocol process (rpd) could not set the size of the kernel receive buffer, which allows it to accept the largest possible packet from the Simple Network Management Protocol (SNMP) master agent. |
| Type | Error: An error occurred |
| Severity | error |

RPD_SNMP_SOCKET_SENDBUF

| | |
|---------------------------|---|
| System Log Message | <i>function-name</i> : unable to set sendbf option |
| Description | The routing protocol process (rpd) could not set the size of the kernel send buffer, which allows it to send the largest possible packet to the Simple Network Management Protocol (SNMP) master agent. |
| Type | Error: An error occurred |
| Severity | error |

RPD_START

| | |
|---------------------------|--|
| System Log Message | Start <i>executable-name</i> [<i>pid</i>] version <i>version</i> built <i>date</i> |
| Description | The routing protocol process (rpd) started. |
| Type | Event: This message reports an event, not an error |
| Severity | info |

RPD_SYSTEM

| | |
|---------------------------|--|
| System Log Message | <i>reason</i> : <i>error-message</i> |
| Description | A system call made by the routing protocol process (rpd) failed. |

| | |
|-----------------|---|
| Type | Error: An error occurred |
| Severity | info |
| Cause | It is possible that the kernel lacked the resources to fulfill the request. The rpd process will recover. |

RPD_TASK_BEGIN

| | |
|---------------------------|--|
| System Log Message | Commencing routing updates, version <i>rpd-version</i> , built <i>date</i> by <i>builder</i> |
| Description | The routing protocol process (rpd) started. |
| Type | Event: This message reports an event, not an error |
| Severity | notice |

RPD_TASK_CHILDKILLED

| | |
|---------------------------|--|
| System Log Message | <i>task-name</i> terminated by SIG <i>signal-name</i> <i>core-dump-status</i> |
| Description | While a child process of the routing protocol process (rpd) was performing the indicated operation, it terminated in response to the indicated signal. |
| Type | Event: This message reports an event, not an error |
| Severity | error |

RPD_TASK_CHILDSTOPPED

| | |
|---------------------------|---|
| System Log Message | <i>task-name</i> stopped by SIG <i>signal-name</i> |
| Description | While a child process of the routing protocol process (rpd) was performing the indicated operation, it stopped in response to the indicated signal. |
| Type | Event: This message reports an event, not an error |
| Severity | error |

RPD_TASK_FORK

| | |
|---------------------------|--|
| System Log Message | Unable to fork <i>task-name</i> : <i>error-message</i> |
| Description | The routing protocol process failed to create the indicated child process. |
| Type | Error: An error occurred |
| Severity | error |

RPD_TASK_GETWD

| | |
|---------------------------|--|
| System Log Message | getwd: <i>error-message</i> |
| Description | The getwd() system call made by the routing protocol process (rpd) failed. |
| Type | Error: An error occurred |
| Severity | error |

Cause It is possible that the kernel lacked the resources to fulfill the request. The rpd process will recover.

RPD_TASK_MASTERSHIP

System Log Message Assuming mastership

Description The routing protocol process (rpd) became active when the Routing Engine on which it was running assumed mastership.

Type Event: This message reports an event, not an error

Severity info

RPD_TASK_NOREINIT

System Log Message Reinitialization not possible

Description The routing protocol process (rpd) failed to reinitialize as requested, because it was running in a state that did not allow reconfiguration.

Type Error: An error occurred

Severity error

RPD_TASK_PIDCLOSED

System Log Message Unable to close and remove *filename: error-message*

Description The routing protocol process (rpd) tried to close and remove the file that records its process ID (PID), which serves to prevent multiple instances of rpd from running simultaneously. The attempt failed.

Type Error: An error occurred

Severity error

RPD_TASK_PIDFLOCK

System Log Message flock(*filename*, LOCK_EX): *error-message*

Description The routing protocol process (rpd) issued the flock() system call on the file that records its process ID (PID), which serves to prevent multiple instances of rpd from running simultaneously. The system call failed.

Type Error: An error occurred

Severity error

RPD_TASK_PIDWRITE

System Log Message Unable to write to fd *filename: error-message*

Description The routing protocol process (rpd) tried to write to the file that records its process ID (PID), which serves to prevent multiple instances of rpd from running simultaneously. The attempt failed.

Type Error: An error occurred
Severity error

RPD_TASK_REINIT

System Log Message Reinitializing
Description The routing protocol process (rpd) reinitialized.
Type Event: This message reports an event, not an error
Severity info

RPD_TASK_SIGNALIGNORE

System Log Message sigaction(SIG*signal-name*): *error-message*
Description The routing protocol process (rpd) informed the kernel that it wished to ignore the indicated signal, but the kernel failed to process the request.
Type Error: An error occurred
Severity error

RPD_TRACE_FAILED

System Log Message Unable to write to trace file *filename*
Description The routing protocol process (rpd) could not write to the indicated trace file, and stopped attempting to do so. The next commit of the configuration database will reenble tracing.
Type Event: This message reports an event, not an error
Severity error

Chapter 50

RT System Log Messages

This chapter describes messages with the RT prefix. They are generated on routers running the JUNOS software with enhanced services by the Packet Forwarding Engine as it processes packets for security control in real time.

RT_FLOW_SESSION_CLOSE

| | |
|---------------------------|---|
| System Log Message | session closed <i>reason</i> : <i>source-address/source-port- > destination-address/destination-port,protocol-id:</i> <i>policy-name, inbound-packets(inbound-bytes) outbound-packets(outbound-bytes)</i> <i>elapsed-time</i> |
| Description | A security session was closed. |
| Type | Event: This message reports an event, not an error |
| Severity | info |

RT_FLOW_SESSION_CREATE

| | |
|---------------------------|--|
| System Log Message | session created <i>source-address/source-port- > destination-address/destination-port,protocol-id:</i> <i>policy-name</i> |
| Description | A security session was created. |
| Type | Event: This message reports an event, not an error |
| Severity | info |

RT_FLOW_SESSION_DENY

| | |
|---------------------------|--|
| System Log Message | session denied <i>source-address/source-port- > destination-address/destination-port,protocol-id(icmp-type):</i> <i>policy-name</i> |
| Description | A security session was not permitted by policy. |
| Type | Event: This message reports an event, not an error |
| Severity | info |

RT_H323_CALL_LIMIT_EXCEED

| | |
|---------------------------|---|
| System Log Message | Failed to process the packet, active call limit exceeded <i>maximum-value</i> |
| Description | The maximum H.323 call limit has been exceeded. |
| Type | Error: An error occurred |
| Severity | error |

RT_H323_NAT_COOKIE_NOT_FOUND

| | |
|---------------------------|--|
| System Log Message | <i>object-name</i> cannot find cookie from session |
| Description | Failed to find the H.323 NAT cookie. |
| Type | Error: An error occurred |
| Severity | error |

RT_H323_RAS_REQ_FLOOD

| | |
|---------------------------|---|
| System Log Message | RAS Request flood to gatekeeper <i>destination-address</i> detected, request threshold <i>threshold</i> |
| Description | H.323 Registration Authentication Status request messages have exceeded the configured threshold. |
| Type | Error: An error occurred |
| Severity | error |

RT_IPSEC_BAD_SPI

| | |
|---------------------------|--|
| System Log Message | IPSec tunnel on int <i>interface-name</i> with tunnel ID <i>Oxtunnel-id</i> received a packet with a bad SPI. <i>source-address->destination-address/length, type, SPI 0xindex, SEQ 0xsequence-number</i> . |
| Description | Received IPSec packet with bad SPI |
| Type | Error: An error occurred |
| Severity | error |

RT_IPSEC_REPLAY

| | |
|---------------------------|---|
| System Log Message | Replay packet detected on IPSec tunnel on <i>interface-name</i> with tunnel ID <i>Oxtunnel-id</i> ! From <i>source-address</i> to <i>destination-address/length, type, SPI 0xindex, SEQ 0xsequence-number</i> . |
| Description | Received IPSec replay packet |
| Type | Error: An error occurred |
| Severity | error |

RT_MGCP_CALL_LIMIT_EXCEED

| | |
|---------------------------|--|
| System Log Message | Exceed maximum call <i>max active call number</i> <i>maximum-value</i> |
| Description | The maximum MGCP active call limit has been exceeded. |
| Type | Error: An error occurred |
| Severity | error |

RT_MGCP_DECODE_FAIL

| | |
|---------------------------|--------------------------------|
| System Log Message | Failed to decode MGCP packet |
| Description | Failed to decode MGCP message. |
| Type | Error: An error occurred |
| Severity | error |

RT_MGCP_MEM_ALLOC_FAILED

| | |
|---------------------------|--|
| System Log Message | Failed to allocate memory for <i>object-name</i> |
| Description | Failed to allocate memory for the MGCP objects. |
| Type | Error: An error occurred |
| Severity | error |

RT_MGCP_REG_NAT_VEC_FAIL

| | |
|---------------------------|--|
| System Log Message | Failed to add MGCP <i>object-name</i> to flow module |
| Description | Failed to register the MGCP ALG vector with the flow module. |
| Type | Error: An error occurred |
| Severity | error |

RT_MGCP_REG_RM_FAIL

| | |
|---------------------------|--|
| System Log Message | Failed to register MGCP ALG with Resource Manager |
| Description | Failed to register the MGCP Resource Manager client. |
| Type | Error: An error occurred |
| Severity | error |

RT_MGCP_REM_NAT_VEC_FAIL

| | |
|---------------------------|--|
| System Log Message | Failed to remove MGCP <i>object-name</i> from flow module |
| Description | Failed to remove the MGCP ALG vector from the flow module. |
| Type | Error: An error occurred |
| Severity | error |

RT_MGCP_RM_CLIENTID_FAIL

| | |
|---------------------------|---|
| System Log Message | MGCP ALG Resource Manager client registration failed |
| Description | Failed to obtain the MGCP Resource Manager client identifier. |
| Type | Error: An error occurred |
| Severity | error |

RT_MGCP_UNREG_BY_RM

| | |
|---------------------------|---|
| System Log Message | MGCP ALG client has been unregistered by Resource Manager |
| Description | The Resource Manager has unregistered the MGCP Resource Manager client. |
| Type | Error: An error occurred |
| Severity | error |

RT_SCCP_CALL_LIMIT_EXCEED

| | |
|---------------------------|--|
| System Log Message | Failed to create SCCP ALG call, call limit <i>maximum-value</i> exceeded |
| Description | The maximum SCCP call limit has been exceeded. |
| Type | Error: An error occurred |
| Severity | error |

RT_SCCP_CALL_RATE_EXCEED

| | |
|---------------------------|--|
| System Log Message | The SCCP active call rate limit <i>maximum-value</i> has been exceeded |
| Description | The SCCP active call rate limit has been exceeded. |
| Type | Error: An error occurred |
| Severity | error |

RT_SCCP_DECODE_FAIL

| | |
|---------------------------|--|
| System Log Message | Failed to decode SCCP packet from <i>source-address-> destination-address</i> |
| Description | Failed to decode SCCP packet. |
| Type | Error: An error occurred |
| Severity | error |

RT_SCCP_NAT_COOKIE_NOT_FOUND

| | |
|---------------------------|---|
| System Log Message | Failed to find SCCP ALG cookie from session |
| Description | Failed to find SCCP NAT cookie. |
| Type | Error: An error occurred |
| Severity | error |

RT_SCCP_REM_NAT_VEC_FAIL

| | |
|---------------------------|--|
| System Log Message | Failed to remove SCCP ALG vector from flow module |
| Description | Failed to remove the SCCP ALG vector from the flow module. |
| Type | Error: An error occurred |
| Severity | error |

RT_SCCP_UNREG_RM_FAIL

| | |
|---------------------------|---|
| System Log Message | Failed to unregister SCCP client from Resource Manager when the ALG was unregistered |
| Description | Failed to unregister SCCP client from Resource Manager when the ALG was unregistered. |
| Type | Error: An error occurred |
| Severity | error |

RT_SCREEN_ICMP

| | |
|---------------------------|---|
| System Log Message | <i>attack-name</i> source: <i>source-address</i> , destination: <i>destination-address</i> , zone name: <i>source-zone-name</i> , interface name: <i>interface-name</i> |
| Description | ICMP attack category |
| Type | Event: This message reports an event, not an error |
| Severity | error |

RT_SCREEN_ICMP_FLOOD

| | |
|---------------------------|---|
| System Log Message | source: <i>source-address</i> , destination: <i>destination-address</i> , zone name: <i>filter-name</i> , interface name: <i>interface-name</i> |
| Description | ICMP flood attack |
| Type | Event: This message reports an event, not an error |
| Severity | error |

RT_SCREEN_ICMP_FRAG

| | |
|---------------------------|---|
| System Log Message | source: <i>source-address</i> , destination: <i>destination-address</i> , zone name: <i>filter-name</i> , interface name: <i>interface-name</i> |
| Description | fragmented ICMP packet attack |
| Type | Event: This message reports an event, not an error |
| Severity | error |

RT_SCREEN_ICMP_ID

| | |
|---------------------------|---|
| System Log Message | source: <i>source-address</i> , destination: <i>destination-address</i> , zone name: <i>filter-name</i> , interface name: <i>interface-name</i> |
| Description | ICMP zero ID attack |
| Type | Event: This message reports an event, not an error |
| Severity | error |

RT_SCREEN_ICMP_LARGE

| | |
|---------------------------|---|
| System Log Message | source: <i>source-address</i> , destination: <i>destination-address</i> , zone name: <i>filter-name</i> , interface name: <i>interface-name</i> |
| Description | large ICMP packet attack |
| Type | Event: This message reports an event, not an error |
| Severity | error |

RT_SCREEN_ICMP_PING_DEATH

| | |
|---------------------------|---|
| System Log Message | source: <i>source-address</i> , destination: <i>destination-address</i> , zone name: <i>filter-name</i> , interface name: <i>interface-name</i> |
| Description | ping of death attack |
| Type | Event: This message reports an event, not an error |
| Severity | error |

RT_SCREEN_IP

| | |
|---------------------------|---|
| System Log Message | <i>attack-name</i> source: <i>source-address</i> , destination: <i>destination-address</i> , protocol-id: <i>protocol-id</i> , zone name: <i>source-zone-name</i> , interface name: <i>interface-name</i> |
| Description | IP attack category |
| Type | Event: This message reports an event, not an error |
| Severity | error |

RT_SCREEN_IP_BAD_OPT

| | |
|---------------------------|---|
| System Log Message | source: <i>source-address</i> , destination: <i>destination-address</i> , zone name: <i>filter-name</i> , interface name: <i>interface-name</i> |
| Description | IP bad option attack |
| Type | Event: This message reports an event, not an error |
| Severity | error |

RT_SCREEN_IP_FRAG

| | |
|---------------------------|--|
| System Log Message | source: <i>source-address</i> , destination: <i>destination-address</i> , zone name: <i>filter-name</i> , interface name: <i>interface-name</i> |
| Description | IP fragment attack |
| Type | Event: This message reports an event, not an error |
| Severity | error |

RT_SCREEN_IP_LAND

| | |
|---------------------------|--|
| System Log Message | source: <i>source-address</i> , destination: <i>destination-address</i> , zone name: <i>filter-name</i> , interface name: <i>interface-name</i> |
| Description | IP land attack |
| Type | Event: This message reports an event, not an error |
| Severity | error |

RT_SCREEN_IP_OPT_FILTER_ROUTE

| | |
|---------------------------|--|
| System Log Message | source: <i>source-address</i> , destination: <i>destination-address</i> , zone name: <i>filter-name</i> , interface name: <i>interface-name</i> |
| Description | IP source route option attack |
| Type | Event: This message reports an event, not an error |
| Severity | error |

RT_SCREEN_IP_OPT_LSR

| | |
|---------------------------|--|
| System Log Message | source: <i>source-address</i> , destination: <i>destination-address</i> , zone name: <i>filter-name</i> , interface name: <i>interface-name</i> |
| Description | IP loose source route option attack |
| Type | Event: This message reports an event, not an error |
| Severity | error |

RT_SCREEN_IP_OPT_RECORD

| | |
|---------------------------|--|
| System Log Message | source: <i>source-address</i> , destination: <i>destination-address</i> , zone name: <i>filter-name</i> , interface name: <i>interface-name</i> |
| Description | IP record route option attack |
| Type | Event: This message reports an event, not an error |
| Severity | error |

RT_SCREEN_IP_OPT_SCHT

| | |
|---------------------------|---|
| System Log Message | source: <i>source-address</i> , destination: <i>destination-address</i> , zone name: <i>filter-name</i> , interface name: <i>interface-name</i> |
| Description | IP security option attack |
| Type | Event: This message reports an event, not an error |
| Severity | error |

RT_SCREEN_IP_OPT_SSR

| | |
|---------------------------|---|
| System Log Message | source: <i>source-address</i> , destination: <i>destination-address</i> , zone name: <i>filter-name</i> , interface name: <i>interface-name</i> |
| Description | IP strict source route option attack |
| Type | Event: This message reports an event, not an error |
| Severity | error |

RT_SCREEN_IP_OPT_STREAM

| | |
|---------------------------|---|
| System Log Message | source: <i>source-address</i> , destination: <i>destination-address</i> , zone name: <i>filter-name</i> , interface name: <i>interface-name</i> |
| Description | IP stream option attack |
| Type | Event: This message reports an event, not an error |
| Severity | error |

RT_SCREEN_IP_OPT_TIMESTAMP

| | |
|---------------------------|---|
| System Log Message | source: <i>source-address</i> , destination: <i>destination-address</i> , zone name: <i>filter-name</i> , interface name: <i>interface-name</i> |
| Description | IP timestamp option attack |
| Type | Event: This message reports an event, not an error |
| Severity | error |

RT_SCREEN_IP_SPOOFING

| | |
|---------------------------|---|
| System Log Message | source: <i>source-address</i> , destination: <i>destination-address</i> , zone name: <i>filter-name</i> , interface name: <i>interface-name</i> |
| Description | IP spoofing attack |
| Type | Event: This message reports an event, not an error |
| Severity | error |

RT_SCREEN_IP_SWEEP

| | |
|---------------------------|---|
| System Log Message | source: <i>source-address</i> , destination: <i>destination-address</i> , zone name: <i>filter-name</i> , interface name: <i>interface-name</i> |
| Description | IP sweeping attack |
| Type | Event: This message reports an event, not an error |
| Severity | error |

RT_SCREEN_IP_UNKNOWN_PROT

| | |
|---------------------------|---|
| System Log Message | source: <i>source-address</i> , destination: <i>destination-address</i> , protocol-id: <i>protocol-id</i> zone name: <i>filter-name</i> , interface name: <i>interface-name</i> |
| Description | IP unknown protocol attack |
| Type | Event: This message reports an event, not an error |
| Severity | error |

RT_SCREEN_MAL_URL

| | |
|---------------------------|--|
| System Log Message | source: <i>source-address-source-port</i> , destination: <i>destination-address-destination-port</i> , protocol-id: <i>protocol-id</i> zone name: <i>filter-name</i> , interface name: <i>interface-name</i> |
| Description | malicious URL attack |
| Type | Event: This message reports an event, not an error |
| Severity | error |

RT_SCREEN_OVER_SESSION_DST

| | |
|---------------------------|---|
| System Log Message | source: <i>source-address</i> , destination: <i>destination-address</i> , zone name: <i>filter-name</i> , interface name: <i>interface-name</i> |
| Description | session from the same destination address exceeds the threshold |
| Type | Event: This message reports an event, not an error |
| Severity | error |

RT_SCREEN_OVER_SESSION_SRC

| | |
|---------------------------|---|
| System Log Message | source: <i>source-address</i> , destination: <i>destination-address</i> , zone name: <i>filter-name</i> , interface name: <i>interface-name</i> |
| Description | session from the same source address exceeds the threshold |
| Type | Event: This message reports an event, not an error |
| Severity | error |

RT_SCREEN_PORT_SCAN

| | |
|---------------------------|---|
| System Log Message | source: <i>source-address</i> , destination: <i>destination-address</i> , zone name: <i>filter-name</i> , interface name: <i>interface-name</i> |
| Description | port scan attack |
| Type | Event: This message reports an event, not an error |
| Severity | error |

RT_SCREEN_SESSION_LIMIT

| | |
|---------------------------|---|
| System Log Message | <i>attack-name message: ip-address</i> , zone name: <i>source-zone-name</i> , interface name: <i>interface-name</i> |
| Description | Session limit category |
| Type | Event: This message reports an event, not an error |
| Severity | error |

RT_SCREEN_SYN_ACK_ACK

| | |
|---------------------------|--|
| System Log Message | source: <i>source-address-source-port</i> , destination: <i>destination-address-destination-port</i> , zone name: <i>filter-name</i> , interface name: <i>interface-name</i> |
| Description | SYN-ACK-ACK attack |
| Type | Event: This message reports an event, not an error |
| Severity | error |

RT_SCREEN_TCP

| | |
|---------------------------|--|
| System Log Message | <i>attack-name</i> source: <i>source-address:source-port</i> , destination: <i>destination-address:destination-port</i> , zone name: <i>source-zone-name</i> , interface name: <i>interface-name</i> |
| Description | TCP attack category |
| Type | Event: This message reports an event, not an error |
| Severity | error |

RT_SCREEN_TCP_DST_IP

| | |
|---------------------------|---|
| System Log Message | <i>attack-name</i> destination: <i>destination-address</i> , zone name: <i>source-zone-name</i> , interface name: <i>interface-name</i> |
| Description | TCP destination IP attack category |
| Type | Event: This message reports an event, not an error |
| Severity | error |

RT_SCREEN_TCP_FIN_NO_ACK

| | |
|---------------------------|--|
| System Log Message | source: <i>source-address-source-port</i> , destination: <i>destination-address-destination-port</i> , zone name: <i>filter-name</i> , interface name: <i>interface-name</i> |
| Description | TCP FIN without ACK flag attack |
| Type | Event: This message reports an event, not an error |
| Severity | error |

RT_SCREEN_TCP_FRAG

| | |
|---------------------------|--|
| System Log Message | source: <i>source-address-source-port</i> , destination: <i>destination-address-destination-port</i> , zone name: <i>filter-name</i> , interface name: <i>interface-name</i> |
| Description | TCP fragment attack |
| Type | Event: This message reports an event, not an error |
| Severity | error |

RT_SCREEN_TCP_NO_FLAG

| | |
|---------------------------|--|
| System Log Message | source: <i>source-address-source-port</i> , destination: <i>destination-address-destination-port</i> , zone name: <i>filter-name</i> , interface name: <i>interface-name</i> |
| Description | TCP no flag attack |
| Type | Event: This message reports an event, not an error |
| Severity | error |

RT_SCREEN_TCP_SRC_IP

| | |
|---------------------------|---|
| System Log Message | <i>attack-name</i> source: <i>source-address</i> , zone name: <i>source-zone-name</i> , interface name: <i>interface-name</i> |
| Description | TCP source IP attack category |
| Type | Event: This message reports an event, not an error |
| Severity | error |

RT_SCREEN_TCP_SYN_FIN

| | |
|---------------------------|--|
| System Log Message | source: <i>source-address-source-port</i> , destination: <i>destination-address-destination-port</i> , zone name: <i>filter-name</i> , interface name: <i>interface-name</i> |
| Description | TCP SYN-FIN flag attack |
| Type | Event: This message reports an event, not an error |
| Severity | error |

RT_SCREEN_TCP_SYN_FLOOD

| | |
|---------------------------|--|
| System Log Message | source: <i>source-address-source-port</i> , destination: <i>destination-address-destination-port</i> , zone name: <i>filter-name</i> , interface name: <i>interface-name</i> |
| Description | TCP SYN flood attack |
| Type | Event: This message reports an event, not an error |
| Severity | error |

RT_SCREEN_TEAR_DROP

| | |
|---------------------------|---|
| System Log Message | source: <i>source-address</i> , destination: <i>destination-address</i> , zone name: <i>filter-name</i> , interface name: <i>interface-name</i> |
| Description | tear drop attack |
| Type | Event: This message reports an event, not an error |
| Severity | error |

RT_SCREEN_UDP

| | |
|---------------------------|--|
| System Log Message | <i>attack-name</i> source: <i>source-address:source-port</i> , destination: <i>destination-address:destination-port</i> , zone name: <i>source-zone-name</i> , interface name: <i>interface-name</i> |
| Description | UDP attack category |
| Type | Event: This message reports an event, not an error |
| Severity | error |

RT_SCREEN_UDP_FLOOD

| | |
|---------------------------|---|
| System Log Message | source: <i>source-address</i> , destination: <i>destination-address</i> , zone name: <i>filter-name</i> , interface name: <i>interface-name</i> |
| Description | UDP flood attack |
| Type | Event: This message reports an event, not an error |
| Severity | error |

RT_SCREEN_WINNUKE

| | |
|---------------------------|---|
| System Log Message | source: <i>source-address</i> , destination: <i>destination-address</i> , zone name: <i>filter-name</i> , interface name: <i>interface-name</i> |
| Description | winnuke attack |
| Type | Event: This message reports an event, not an error |
| Severity | error |

RT_SIP_CALL_LIMIT_EXCEED

| | |
|---------------------------|---|
| System Log Message | Exceed maximum call |
| Description | The maximum SIP call limit has been exceeded. |
| Type | Error: An error occurred |
| Severity | error |

RT_SIP_DECODE_FAIL

| | |
|---------------------------|--|
| System Log Message | Failed to decode SIP packet <i>error-message</i> |
| Description | Failed to decode incoming SIP packet. |
| Type | Error: An error occurred |
| Severity | error |

RT_SIP_INIT_EP_FAIL

| | |
|---------------------------|---|
| System Log Message | The SIP stack failed to create an endpoint with the configuration |
| Description | Failed to initialize SIP endpoint. |
| Type | Error: An error occurred |
| Severity | error |

RT_SIP_INIT_LISTENER_FAIL

| | |
|---------------------------|---|
| System Log Message | The SIP stack failed endpoint failed to create a dummy listener |
| Description | Failed to initialize SIP transport listener. |
| Type | Error: An error occurred |
| Severity | error |

RT_SIP_MEM_ALLOC_FAILED

| | |
|---------------------------|--|
| System Log Message | Failed to allocate memory for <i>object-name</i> |
| Description | Failed to allocate memory from the memory pool. |
| Type | Error: An error occurred |
| Severity | error |

RT_SIP_REG_NAT_VEC_FAIL

| | |
|---------------------------|---|
| System Log Message | Failed to add SIP ALG vector to flow module |
| Description | Failed to register SIP ALG vector with the flow module. |
| Type | Error: An error occurred |
| Severity | error |

RT_SIP_REG_RM_FAIL

| | |
|---------------------------|---|
| System Log Message | Failed to register SIP ALG with the Resource Manager |
| Description | Failed to register the SIP ALG Resource Manager client. |
| Type | Error: An error occurred |
| Severity | error |

RT_SIP_REM_NAT_VEC_FAIL

| | |
|---------------------------|---|
| System Log Message | Failed to remove SIP ALG vector from flow module |
| Description | Failed to remove the SIP ALG vector from the flow module. |
| Type | Error: An error occurred |
| Severity | error |

RT_SIP_UNREG_BY_RM

| | |
|---------------------------|--|
| System Log Message | SIP client has been unregistered by RM |
| Description | The Resource Manager has notified SIP that a client has been unregistered. |
| Type | Error: An error occurred |
| Severity | error |

RT_SOURCE_NAT_ALARM_CLEAR

| | |
|---------------------------|---|
| System Log Message | Utilization of source nat pool ' <i>nat-pool-name</i> ' hits clear threshold ' <i>threshold</i> % % ' |
| Description | Utilization of source NAT pool reaches the alarm clear threshold. |
| Type | Error: An error occurred |
| Severity | error |

RT_SOURCE_NAT_ALARM_RAISE

| | |
|---------------------------|---|
| System Log Message | Utilization of source nat pool ' <i>nat-pool-name</i> ' hits raise threshold ' <i>threshold</i> % % ' |
| Description | Utilization of source NAT pool reaches the alarm raise threshold. |
| Type | Error: An error occurred |
| Severity | error |

RT_SRC_NAT_ALARM_CLEAR

| | |
|---------------------------|---|
| System Log Message | Utilization of source nat pool ' <i>nat-pool-name</i> ' hits clear threshold ' <i>threshold</i> % % ' |
| Description | Utilization of source NAT pool reaches the alarm clear threshold. |
| Type | Error: An error occurred |
| Severity | error |

RT_SRC_NAT_ALARM_RAISE

| | |
|---------------------------|---|
| System Log Message | Utilization of source nat pool ' <i>nat-pool-name</i> ' hits raise threshold ' <i>threshold</i> % % ' |
| Description | Utilization of source NAT pool reaches the alarm raise threshold. |
| Type | Error: An error occurred |
| Severity | error |

Chapter 51

RTLOG System Log Messages

This chapter describes messages with the RTLOG prefix. They are generated on routers running the JUNOS software with enhanced services by the system log module of the Packet Forwarding Engine as it processes packets for security control in real time.

RTLOG_SOURCE_INIT

| | |
|---------------------------|---|
| System Log Message | Log source <i>service-name</i> attached at log ring buffer <i>index</i> |
| Description | Specified JSR log source is ready to export logs |
| Type | Event: This message reports an event, not an error |
| Severity | info |

RTLOG_UTP_TCP_SYN_FLOOD

| | |
|---------------------------|--|
| System Log Message | source: <i>source-address-source-port</i> , destination: <i>destination-address-destination-port</i> , zone name: <i>filter-name</i> , interface name: <i>interface-name</i> |
| Description | Security LOG UTP fake TCP SYN flood attack. |
| Type | Event: This message reports an event, not an error |
| Severity | error |

Chapter 52

RTLOGD System Log Messages

This chapter describes messages with the RTLOGD prefix. They are generated by the system log utility for real-time processing of packets for security control (rtlogd) on routers running the JUNOS software with enhanced services.

RTLOGD_LOG_BIND_ERROR

| | |
|---------------------------|--|
| System Log Message | Failed to bind socket to PFE: <i>error-message</i> |
| Description | JUNOS JSR log daemon receives JSR log from a JSR log forwarder. The JSR log daemon failed to connect to the forwarder. |
| Type | Error: An error occurred |
| Severity | error |

RTLOGD_LOG_READ_ERROR

| | |
|---------------------------|---|
| System Log Message | Failed to read from PFE: <i>error-message</i> |
| Description | JUNOS JSR log daemon relays JSR logs from the dataplane to the system event daemon for logging. The JSR log daemon fails to read JSR logs for the indicated reason. |
| Type | Error: An error occurred |
| Severity | error |

Chapter 53

RTPERF System Log Messages

This chapter describes messages with the RTPERF prefix. They are related to performance logs for the data plane.

RTPERF_CPU_THRESHOLD_EXCEEDED

| | |
|---------------------------|---|
| System Log Message | PIC <i>pic-slot</i> CPU utilization exceeds threshold, current value = <i>current-value</i> |
| Description | PFE cpu threshold exceeded |
| Type | Event: This message reports an event, not an error |
| Severity | critical |

RTPERF_CPU_USAGE_OK

| | |
|---------------------------|---|
| System Log Message | PIC <i>pic-slot</i> CPU utilization returns to normal, current value = <i>current-value</i> |
| Description | PFE cpu usage okay |
| Type | Event: This message reports an event, not an error |
| Severity | info |

Chapter 54

SAVAL System Log Messages

This chapter describes messages with the SAVAL prefix. They are generated by the MAC SA Validate system (jsavald) process.

SAVAL_RT SOCK_FAILURE

| | |
|---------------------------|---|
| System Log Message | Error with rtsock: <i>error-message</i> |
| Description | The MAC SA Validate system process (jsavald) experienced the indicated error with a routing socket. |
| Type | Error: An error occurred |
| Severity | info |
| Cause | An internal software failure occurred. |
| Action | Contact your technical support representative. |

Chapter 55

SDXD System Log Messages

This chapter describes messages with the SDX prefix. They are generated by the Session and Resource Control (SRC) process (sdx), which provides a user interface for deploying Internet services.

SDXD_BEEP_FIN_FAIL

| | |
|---------------------------|---|
| System Log Message | Graceful close of BEEP session failed |
| Description | The Session and Resource Control (SRC) process (sdx) could not send a request to the SRC server to close a Blocks Extensible Exchange Protocol (BEEP) session. It sends this request when the session becomes unconfigured. |
| Type | Event: This message reports an event, not an error |
| Severity | notice |
| Cause | The usual cause is that the session was already partially or completely closed. |
| Action | None required. The sdx process recovers automatically in this situation. |

SDXD_BEEP_INIT_FAIL

| | |
|---------------------------|--|
| System Log Message | BEEP initialization failed |
| Description | The Session and Resource Control (SRC) process (sdx) could not initialize the Blocks Extensible Exchange Protocol (BEEP), which it uses to connect to an SRC server. |
| Type | Error: An error occurred |
| Severity | error |
| Cause | An internal software failure might have occurred. |

SDXD_CHANNEL_START_FAIL

| | |
|---------------------------|---|
| System Log Message | Notification channel could not be started (<i>error-code</i>): <i>message</i> |
| Description | The indicated Blocks Extensible Exchange Protocol (BEEP) channel could not be started for the indicated reason. |
| Type | Event: This message reports an event, not an error |
| Severity | error |

Cause The usual cause is an abnormal operation, which might be described in the system log message.

SDXD_CONNECT_FAIL

System Log Message Connection to SDX server failed: *message*

Description The Session and Resource Control (SRC) process (sdx) could not connect to an SRC server for the indicated reason.

Type Event: This message reports an event, not an error

Severity notice

Cause There was a network problem or the server was not running.

SDXD_DAEMONIZE_FAIL

System Log Message Aborting, unable to run in the background as a daemon: *error-message*

Description The Service Deployment System process (sdx) could not create a version of itself to run in the background as a daemon.

Type Error: An error occurred

Severity emergency

SDXD_EVLIB_FAILURE

System Log Message *function-name: error-message*

Description The Service Deployment System process (sdx) called the indicated function in the event library. The function failed with the indicated error.

Type Error: An error occurred

Severity error

Cause An internal software failure occurred.

SDXD_KEEPAIVES_MISSED

System Log Message No server keepalives received for three intervals

Description The Session and Resource Control (SRC) process (sdx) and SRC server exchange keepalive messages at regular intervals. The process did not receive a keepalive from the server for three consecutive keepalive intervals. In this case, it closes the session and tries to connect to another SRC server.

Type Event: This message reports an event, not an error

Severity notice

SDXD_KEEPAIVE_SEND_FAIL

System Log Message Unable to send keepalive

| | |
|--------------------|---|
| Description | The Session and Resource Control (SRC) process (sdx) could not send a keepalive message to the SRC server, which it does periodically to maintain its connection to the server. |
| Type | Event: This message reports an event, not an error |
| Severity | notice |
| Cause | There might have been a network problem. |

SDXD_MGMT_SOCKET_IO

| | |
|---------------------------|--|
| System Log Message | management daemon I/O failure: <i>reason</i> |
| Description | The Service Deployment System process (sdx) could not read from or write to the management socket that it uses to communicate with the JUNOS management process (mgd). |
| Type | Error: An error occurred |
| Severity | error |
| Cause | The mgd process might have exited abnormally. |

SDXD_OUT_OF_MEMORY

| | |
|---------------------------|---|
| System Log Message | Insufficient memory during <i>operation</i> |
| Description | The Service Deployment System (sdx) attempted to allocate memory for an internal object during the indicated operation. The attempt failed. |
| Type | Error: An error occurred |
| Severity | error |

SDXD_PID_FILE_UPDATE

| | |
|---------------------------|--|
| System Log Message | Unable to update process PID file: <i>error-message</i> |
| Description | The Service Deployment System process (sdx) attempted to update the file that records its process ID (PID), which serves to prevent multiple instances of sdx from running simultaneously. The attempt failed. |
| Type | Error: An error occurred |
| Severity | error |

SDXD_SOCKET_FAILURE

| | |
|---------------------------|---|
| System Log Message | <i>operation</i> failed: <i>error-message</i> |
| Description | The Service Deployment System process (sdx) uses Transmission Control Protocol (TCP) sockets for communication with the SRC server. The indicated operation, which might be for socket creation or binding to a local address, failed with the indicated error. |
| Type | Error: An error occurred |

Severity error

Cause An internal software failure occurred.

Action Contact your technical support representative.

Chapter 56

SNMP System Log Messages

This chapter describes messages with the **SNMP** prefix. They are generated by two kinds of processes: .

- Processes that perform Simple Network Management Protocol (SNMP) operations, such as the Management Information Base II (MIB II) process (mib2d) and the SNMP agent process (snmpd). Those processes also generate messages with prefixes that match their names, as described in “MIB2D System Log Messages” on page 373 and “SNMPD System Log Messages” on page 513.
- Processes that are instrumented to generate system log messages when they send SNMP traps. The SNMP remote operations process (rmopd) is one such process. It also generates messages with the **RMOPD_** prefix, which are described in “RMOPD System Log Messages” on page 419.

SNMP_GET_ERROR1

| | |
|---------------------------|--|
| System Log Message | <i>function-name operation failed for object-name: index1 index1 (error-message)</i> |
| Description | An SNMP Get or GetNext request failed for the indicated object, which has the indicated index. |
| Type | Error: An error occurred |
| Severity | error |
| Cause | An internal software failure occurred. |
| Action | Contact your technical support representative. |

SNMP_GET_ERROR2

| | |
|---------------------------|--|
| System Log Message | <i>function-name operation failed for object-name: index1 index1 index2 index2 (error-message)</i> |
| Description | An SNMP Get or GetNext request failed for the indicated object, which has the indicated indexes. |
| Type | Error: An error occurred |
| Severity | error |
| Cause | An internal software failure occurred. |
| Action | Contact your technical support representative. |

SNMP_GET_ERROR3

| | |
|---------------------------|--|
| System Log Message | <i>function-name operation failed for object-name: index1 index1 index2 index2 index3 index3 (error-message)</i> |
| Description | An SNMP Get or GetNext request failed for the indicated object, which has the indicated indexes. |
| Type | Error: An error occurred |
| Severity | error |
| Cause | An internal software failure occurred. |
| Action | Contact your technical support representative. |

SNMP_GET_ERROR4

| | |
|---------------------------|--|
| System Log Message | <i>function-name operation failed for object-name: index1 index1 index2 index2 index3 index3 index4 index4 (error-message)</i> |
| Description | An SNMP Get or GetNext request failed for the indicated object, which has the indicated indexes. |
| Type | Error: An error occurred |
| Severity | error |
| Cause | An internal software failure occurred. |
| Action | Contact your technical support representative. |

SNMP_RTSLIB_FAILURE

| | |
|---------------------------|---|
| System Log Message | <i>function-name: reason: error-message</i> |
| Description | A call to the indicated function in the routing socket library failed with the indicated error. |
| Type | Error: An error occurred |
| Severity | emergency |
| Cause | An internal software failure occurred. |
| Action | Contact your technical support representative. |

SNMP_TRAP_LINK_DOWN

| | |
|---------------------------|---|
| System Log Message | <i>ifIndex snmp-interface-index, ifAdminStatus admin-status, ifOperStatus operational-status, ifName interface-name</i> |
| Description | The SNMP agent process (snmpd) generated a linkDown trap because the indicated interface changed state to 'down'. |
| Type | Event: This message reports an event, not an error |

Severity warning

SNMP_TRAP_LINK_UP

System Log Message ifIndex *snmp-interface-index*, ifAdminStatus *admin-status*, ifOperStatus *operational-status*, ifName *interface-name*

Description The SNMP agent process (snmpd) generated a linkUp trap because the indicated interface changed state to 'up'.

Type Event: This message reports an event, not an error

Severity info

SNMP_TRAP_TRACERT_PATH_CHANGE

System Log Message traceRouteCtlOwnerIndex = *test-owner*, traceRouteCtlTestName = *test-name*

Description The Simple Network Management Protocol (SNMP) remote operations process (rmopd) generated a traceRoutePathChange trap because two probes with the same time-to-live (TTL) value returned with different IP addresses.

Type Event: This message reports an event, not an error

Severity info

SNMP_TRAP_TRACERT_TEST_COMPLETED

System Log Message traceRouteCtlOwnerIndex = *test-owner*, traceRouteCtlTestName = *test-name*

Description The Simple Network Management Protocol (SNMP) remote operations process (rmopd) generated a tracerouteTestCompleted trap because the test completed and the full path to the target was determined.

Type Event: This message reports an event, not an error

Severity info

SNMP_TRAP_TRACERT_TEST_FAILED

System Log Message traceRouteCtlOwnerIndex = *test-owner*, traceRouteCtlTestName = *test-name*

Description The Simple Network Management Protocol (SNMP) remote operations process (rmopd) generated a tracerouteTestFailed trap because the test completed and the full path to the target was not determined.

Type Event: This message reports an event, not an error

Severity info

Chapter 57

SNMPD System Log Messages

This chapter describes messages with the **SNMPD** prefix. They are generated by the Simple Network Management Protocol (SNMP) agent process (snmpd), which responds to SNMP requests. As necessary, it passes the requests to subagent processes running on its machine and forwards the traps they generate to the SNMP manager.

SNMPD_AUTH_FAILURE

| | |
|---------------------------|--|
| System Log Message | <i>function-name: message from source-address to destination-address (index1)</i> |
| Description | The indicated function failed because the authorization check failed for the interface, Simple Network Management Protocol (SNMP) community, or user making the request. |
| Type | Error: An error occurred |
| Severity | notice |
| Cause | An internal software failure occurred. |
| Action | Contact your technical support representative. |

SNMPD_AUTH_PRIVILEGES_EXCEEDED

| | |
|---------------------------|---|
| System Log Message | <i>function-name: source-address: request exceeded community privileges</i> |
| Description | The indicated function failed because the Simple Network Management Protocol (SNMP) community making the access request did not have the required privileges. |
| Type | Error: An error occurred |
| Severity | notice |
| Cause | An internal software failure occurred. |
| Action | Contact your technical support representative. |

SNMPD_AUTH_RESTRICTED_ADDRESS

| | |
|---------------------------|--|
| System Log Message | <i>function-name: request from address source-address not allowed</i> |
| Description | The indicated function failed because access requests from the indicated source address are not allowed. |

| | |
|-----------------|--|
| Type | Error: An error occurred |
| Severity | notice |
| Cause | An internal software failure occurred. |
| Action | Contact your technical support representative. |

SNMPD_AUTH_WRONG_PDU_TYPE

| | |
|---------------------------|--|
| System Log Message | <i>function-name: source-address: unauthorized SNMP PDU type: pdu-type</i> |
| Description | The indicated function failed because the indicated type of protocol data unit (PDU) is not supported. |
| Type | Error: An error occurred |
| Severity | notice |
| Cause | An internal software failure occurred. |
| Action | Contact your technical support representative. |

SNMPD_BIND_INFO

| | |
|---------------------------|---|
| System Log Message | Source address for trap socket was set to <i>bind-address</i> |
| Description | The source address for the indicated type of socket used by the Simple Network Management Protocol (SNMP) agent process (snmpd) was set to the indicated address. |
| Type | Event: This message reports an event, not an error |
| Severity | info |
| Cause | An administrator changed the JUNOS configuration for the process or for an interface. |
| Cause | The online/offline state changed for a Physical Interface Card (PIC). This can also cause the address to become newly available or unavailable. |

SNMPD_CONFIG_ERROR

| | |
|---------------------------|---|
| System Log Message | Configuration database has errors |
| Description | The Simple Network Management Protocol (SNMP) agent process (snmpd) detected an error in the SNMP configuration database. |
| Type | Error: An error occurred |
| Severity | error |

SNMPD_CONTEXT_ERROR

| | |
|---------------------------|--|
| System Log Message | <i>function-name: error in operation context context-name</i> |
| Description | The indicated operation (addition or deletion) failed during configuration of the indicated Simple Network Management Protocol (SNMP) context. |

| | |
|-----------------|--|
| Type | Error: An error occurred |
| Severity | error |
| Cause | An internal software failure occurred. |
| Action | Contact your technical support representative. |

SNMPD_FILE_FAILURE

| | |
|---------------------------|--|
| System Log Message | <i>function-name: fopen filename: error-message</i> |
| Description | The Simple Network Management Protocol (SNMP) agent process (snmpd) could not access the indicated file. |
| Type | Error: An error occurred |
| Severity | emergency |
| Cause | An internal software failure occurred. |
| Action | Contact your technical support representative. |

SNMPD_GROUP_ERROR

| | |
|---------------------------|---|
| System Log Message | <i>function-name: error in operation group: 'group-id' user 'username' model 'model'</i> |
| Description | The indicated operation (creation, installation, or deletion) failed during configuration of the indicated group. |
| Type | Error: An error occurred |
| Severity | error |
| Cause | An internal software failure occurred. |
| Action | Contact your technical support representative. |

SNMPD_HEALTH_MON_THRESH_CROSS

| | |
|---------------------------|--|
| System Log Message | <i>syslog-subtagdelimiter-revent-name</i> |
| Description | A system parameter monitored by the self-monitoring feature crossed a rising or falling threshold. |
| Type | Event: This message reports an event, not an error |
| Severity | error |
| Cause | System resources were being consumed. |

SNMPD_INIT_FAILED

| | |
|---------------------------|---|
| System Log Message | snmpd initialization failure: <i>error-message</i> |
| Description | Initialization of the Simple Network Management Protocol (SNMP) agent process (snmpd) failed. |

| | |
|-----------------|--|
| Type | Error: An error occurred |
| Severity | error |
| Cause | An internal software failure occurred. |
| Action | Contact your technical support representative. |

SNMPD_LIBJUNIPER_FAILURE

| | |
|---------------------------|---|
| System Log Message | <i>function-name: system_default_inaddr: error-message</i> |
| Description | The indicated function from the Juniper Networks Simple Network Management Protocol (SNMP) library failed and returned the indicated error to the SNMP agent process (snmpd). |
| Type | Error: An error occurred |
| Severity | error |
| Cause | An internal software failure occurred. |
| Action | Contact your technical support representative. |

SNMPD_RADIX_FAILURE

| | |
|---------------------------|--|
| System Log Message | <i>function-name: radix_add failed: error-message</i> |
| Description | The Simple Network Management Protocol (SNMP) agent process (snmpd) uses radix trees to store valid client prefixes, which are used to determine authorization for requests from users and communities. It could not create a new entry in a radix tree. |
| Type | Error: An error occurred |
| Severity | error |
| Cause | An internal software failure occurred. |
| Action | Contact your technical support representative. |

SNMPD_RECEIVE_FAILURE

| | |
|---------------------------|--|
| System Log Message | <i>function-name: receive message failure: error-message</i> |
| Description | The indicated error occurred while the Simple Network Management Protocol (SNMP) agent process (snmpd) was receiving either a protocol data unit (PDU) from the User Datagram Protocol (UDP) or a message from a subagent. |
| Type | Error: An error occurred |
| Severity | error |
| Cause | An internal software failure occurred. |
| Action | Contact your technical support representative. |

SNMPD_RMONFILE_FAILURE

| | |
|---------------------------|---|
| System Log Message | <i>function-name: operation: operation filename: error-message</i> |
| Description | The indicated operation failed on the indicated remote monitoring (RMON) data file. |
| Type | Error: An error occurred |
| Severity | critical |
| Cause | An internal software failure occurred. |
| Action | Contact your technical support representative. |

SNMPD_RMON_COOKIE

| | |
|---------------------------|---|
| System Log Message | <i>function-name: Null cookie</i> |
| Description | An invalid data pointer was returned when the remote monitoring (RMON) asynchronous completion handler performed an RMON alarm operation. |
| Type | Error: An error occurred |
| Severity | error |
| Cause | An internal software failure occurred. |
| Action | Contact your technical support representative. |

SNMPD_RMON_EVENTLOG

| | |
|---------------------------|---|
| System Log Message | <i>syslog-subtagdelimitermessage</i> |
| Description | The indicated remote monitoring (RMON) event completed. |
| Type | Event: This message reports an event, not an error |
| Severity | warning |

SNMPD_RMON_MIBERROR

| | |
|---------------------------|---|
| System Log Message | <i>function-name: internal Get request error: description, alarm alarm-id, error error-message, variable: name (oid)</i> |
| Description | A Get request for a monitored object instance failed during initialization of the indicated remote monitoring (RMON) alarm. |
| Type | Error: An error occurred |
| Severity | error |
| Cause | An internal software failure occurred. |
| Action | Contact your technical support representative. |

SNMPD_RTSLIB_ASYNC_EVENT

| | |
|---------------------------|---|
| System Log Message | <i>function-name</i> : sequence mismatch (<i>expected-value</i> , <i>received-value</i>), resyncing |
| Description | A notification from the kernel to the Simple Network Management Protocol (SNMP) agent process (snmpd) was lost. |
| Type | Event: This message reports an event, not an error |
| Severity | notice |

SNMPD_SEND_FAILURE

| | |
|---------------------------|--|
| System Log Message | <i>function-name</i> : send <i>type (index1)</i> failure: <i>error-message</i> |
| Description | The Simple Network Management Protocol (SNMP) agent process (snmpd) could not send either a protocol data unit (PDU) to the User Datagram Protocol (UDP) or a message to a subagent. |
| Type | Error: An error occurred |
| Severity | error |
| Cause | An internal software failure occurred. |
| Action | Contact your technical support representative. |

SNMPD_SET_FAILED

| | |
|---------------------------|---|
| System Log Message | Snmp set failed: <i>error-message</i> |
| Description | Configuration data was changed using an Simple Network Management Protocol (SNMP) Set request, but the SNMP agent process (snmpd) could not save the changes to the configuration database. |
| Type | Error: An error occurred |
| Severity | error |
| Cause | An internal software failure occurred. |
| Action | Contact your technical support representative. |

SNMPD_SMOID_GEN_FAILURE

| | |
|---------------------------|--|
| System Log Message | Unable to generate OID from <i>product-name</i> (<i>error-message</i>) |
| Description | The Simple Network Management Protocol (SNMP) agent process (snmpd) could not generate a value for the self-monitoring object identifier (OID) of the indicated product. |
| Type | Error: An error occurred |
| Severity | error |
| Cause | An internal software failure occurred. |
| Action | Contact your technical support representative. |

SNMPD_SOCKET_FAILURE

| | |
|---------------------------|---|
| System Log Message | <i>function-name: socket failure: reason (error-message)</i> |
| Description | The Simple Network Management Protocol (SNMP) agent process (snmpd) uses sockets for communication with subagents. A socket operation, such as creation or removal, failed. |
| Type | Error: An error occurred |
| Severity | error |
| Cause | An internal software failure occurred. |
| Action | Contact your technical support representative. |

SNMPD_SOCKET_FATAL_FAILURE

| | |
|---------------------------|--|
| System Log Message | <i>function-name: socket failure: reason (error-message)</i> |
| Description | The Simple Network Management Protocol (SNMP) agent process (snmpd) uses sockets for communication with subagents. The process exited after a socket operation, such as creation or removal, failed. |
| Type | Error: An error occurred |
| Severity | emergency |
| Cause | An internal software failure occurred. |
| Action | Contact your technical support representative. |

SNMPD_SYSLIB_FAILURE

| | |
|---------------------------|---|
| System Log Message | <i>function-name: system function 'system-function-name' failed: error-message</i> |
| Description | The indicated function from the Simple Network Management Protocol (SNMP) system library failed and returned the indicated error to the SNMP agent process (snmpd). |
| Type | Error: An error occurred |
| Severity | error |
| Cause | An internal software failure occurred. |
| Action | Contact your technical support representative. |

SNMPD_SYSOID_FAILURE

| | |
|---------------------------|--|
| System Log Message | Unable to determine sysObjectID from internal model: <i>model</i> |
| Description | The Simple Network Management Protocol (SNMP) agent process (snmpd) could not determine the value of the sysObjectID object. |
| Type | Error: An error occurred |

| | |
|-----------------|--|
| Severity | error |
| Cause | An internal software failure occurred. |
| Action | Contact your technical support representative. |

SNMPD_SYSOID_GEN_FAILURE

| | |
|---------------------------|--|
| System Log Message | Unable to generate OID for product <i>product-name</i> (<i>error-message</i>) |
| Description | The Simple Network Management Protocol (SNMP) agent process (snmpd) could not generate a value for the sysObjectID object for the indicated product. |
| Type | Error: An error occurred |
| Severity | error |
| Cause | An internal software failure occurred. |
| Action | Contact your technical support representative. |

SNMPD_THROTTLE_QUEUE_DRAINED

| | |
|---------------------------|--|
| System Log Message | <i>function-name</i> : cleared all throttled traps |
| Description | The queue of throttled traps was cleared. |
| Type | Event: This message reports an event, not an error |
| Severity | info |

SNMPD_TRAP_COLD_START

| | |
|---------------------------|---|
| System Log Message | <i>function-name</i> : SNMP trap: cold start |
| Description | The Simple Network Management Protocol (SNMP) agent process (snmpd) generated a cold-start trap when the entire Routing Engine (including the snmpd process) initialized. |
| Type | Event: This message reports an event, not an error |
| Severity | critical |

SNMPD_TRAP_GEN_FAILURE

| | |
|---------------------------|--|
| System Log Message | <i>function-name</i> : SNMP trap error: <i>trap-message</i> (<i>error-message</i>) |
| Description | The Simple Network Management Protocol (SNMP) agent process (snmpd) could not generate a trap. |
| Type | Error: An error occurred |
| Severity | error |
| Cause | An internal software failure occurred. |
| Action | Contact your technical support representative. |

SNMPD_TRAP_INVALID_DATA

| | |
|---------------------------|--|
| System Log Message | <i>function-name</i> : SNMP trap error: invalid <i>message (value)</i> received |
| Description | The Simple Network Management Protocol (SNMP) agent process (snmpd) received a trap message from a subagent that contained an invalid variable binding (varbind) type. |
| Type | Error: An error occurred |
| Severity | error |
| Cause | An internal software failure occurred. |
| Action | Contact your technical support representative. |

SNMPD_TRAP_QUEUED

| | |
|---------------------------|--|
| System Log Message | Adding trap to <i>trap-destination</i> to <i>queue-name</i> queue, <i>size</i> traps in queue |
| Description | A trap was queued for later transmission. |
| Type | Event: This message reports an event, not an error |
| Severity | info |
| Cause | Possible causes include the following: (a) the system is not completely initialized, (b) a route does not exist, or (c) traps are being throttled. |

SNMPD_TRAP_QUEUE_DRAINED

| | |
|---------------------------|--|
| System Log Message | <i>function-name</i> : traps queued to <i>trap-destination</i> sent successfully |
| Description | The queued traps for the indicated destination were successfully sent. |
| Type | Event: This message reports an event, not an error |
| Severity | info |

SNMPD_TRAP_QUEUE_MAX_ATTEMPTS

| | |
|---------------------------|---|
| System Log Message | <i>function-name</i> : after <i>count</i> attempts, deleting <i>trap-count</i> traps queued to <i>trap-destination</i> |
| Description | The number of attempts to send traps to the indicated destination exceeded the configured maximum. The traps still waiting to be sent were discarded. |
| Type | Error: An error occurred |
| Severity | error |
| Action | Contact your technical support representative. |

SNMPD_TRAP_QUEUE_MAX_SIZE

| | |
|---------------------------|---|
| System Log Message | <i>function-name</i> : maximum queue size exceeded (<i>size</i>), discarding trap to <i>trap-destination</i> from <i>queue-name</i> queue |
|---------------------------|---|

| | |
|--------------------|---|
| Description | The number of traps in the trap queue exceeded the configured maximum. The traps still waiting to be sent were discarded. |
| Type | Event: This message reports an event, not an error |
| Severity | info |

SNMPD_TRAP_THROTTLED

| | |
|---------------------------|--|
| System Log Message | <i>function-name</i> : traps throttled after <i>count</i> traps |
| Description | The number of traps waiting for transmission exceeded the configured maximum, so the remaining traps were throttled. |
| Type | Event: This message reports an event, not an error |
| Severity | info |

SNMPD_TRAP_WARM_START

| | |
|---------------------------|---|
| System Log Message | <i>function-name</i> : SNMP trap: warm start |
| Description | The Simple Network Management Protocol (SNMP) agent process (snmpd) generated a warm-start trap when it initialized (other Routing Engine processes were already active). |
| Type | Event: This message reports an event, not an error |
| Severity | error |

SNMPD_USER_ERROR

| | |
|---------------------------|---|
| System Log Message | <i>function-name</i> : error in <i>action</i> user ' <i>username</i> ' auth ' <i>authentication-type</i> ' priv ' <i>privilege-type</i> ' |
| Description | The indicated operation (creation, installation, or deletion) failed during configuration of the indicated user. |
| Type | Error: An error occurred |
| Severity | error |
| Cause | An internal software failure occurred. |
| Action | Contact your technical support representative. |

Chapter 58

SPD System Log Messages

This chapter describes messages with the SPD prefix. They are generated by the adaptive services process (spd), which provides the user interface for management and configuration of Adaptive Services Physical Interface Cards (PICs).

SPD_CONFIGURATION_COMPILE

| | |
|---------------------------|---|
| System Log Message | Compilation of configuration rule <i>rule-name</i> term <i>index</i> failed: <i>reason</i> |
| Description | The adaptive services process (spd) could not compile a configured object, such as a rule or rule term. |
| Type | Error: An error occurred |
| Severity | error |

SPD_CONN_FATAL_FAILURE

| | |
|---------------------------|--|
| System Log Message | Connection attempt failed with fatal error: <i>error-message</i> |
| Description | The adaptive services process (spd) attempted to open a connection to an Adaptive Services Physical Interface Card (PIC), to gather information requested in a Simple Network Management Protocol (SNMP) query. The attempt failed with the indicated fatal error. |
| Type | Error: An error occurred |
| Severity | error |

SPD_CONN_NO_REPLY

| | |
|---------------------------|--|
| System Log Message | <i>function-name</i> : no reply from <i>interface-name</i> (<i>error-message</i>) |
| Description | The adaptive services process (spd) did not receive a reply from the indicated interface on an Adaptive Services Physical Interface Card (PIC) for information requested in a Simple Network Management Protocol (SNMP) query. |
| Type | Error: An error occurred |
| Severity | error |

SPD_CONN_OPEN_FAILURE

| | |
|---------------------------|--|
| System Log Message | <i>function-name</i> : unable to open connection to <i>interface-name</i> (<i>error-message</i>) |
|---------------------------|--|

Description The adaptive services process (spd) attempted to open a connection to the indicated interface on an Adaptive Services Physical Interface Card (PIC), to gather information requested in a Simple Network Management Protocol (SNMP) query. The attempt failed for the indicated reason.

Type Error: An error occurred

Severity error

SPD_CONN_SEND_FAILURE

System Log Message *function-name: unable to send query to interface-name (error-message)*

Description The adaptive services process (spd) attempted to send a request for information, needed for a Simple Network Management Protocol (SNMP) query, to the indicated interface on an Adaptive Services Physical Interface Card (PIC). The attempt failed for the indicated reason.

Type Error: An error occurred

Severity error

SPD_CONN_UNEXPECTED_MSG

System Log Message *function-name: unexpected response received from interface-name (error-message)*

Description The adaptive services process (spd) sent a request for information, needed for a Simple Network Management Protocol (SNMP) query, to the indicated interface on an Adaptive Services Physical Interface Card (PIC). It received an unexpected response.

Type Error: An error occurred

Severity error

SPD_DAEMONIZE_FAILED

System Log Message *Aborting, unable to run in the background as a daemon: error-message*

Description The adaptive services process (spd) could not create a version of itself to run in the background as a daemon.

Type Error: An error occurred

Severity emergency

SPD_DB_IF_ADD_FAILURE

System Log Message *Unable to add database entry for interface-name: error-message*

Description The adaptive services process (spd) uses an internal database to store information needed to reply to Simple Network Management Protocol (SNMP) queries. It could not add an entry to the database for the indicated interface on an Adaptive Services Physical Interface Card (PIC).

Type Error: An error occurred

Severity error

SPD_DB_IF_ALLOC_FAILURE

| | |
|---------------------------|--|
| System Log Message | Unable to allocate database entry for <i>interface-name</i> : <i>error-message</i> |
| Description | The adaptive services process (spd) uses an internal database to store information needed to reply to Simple Network Management Protocol (SNMP) queries. It could not allocate an entry in the database for the indicated interface on an Adaptive Services Physical Interface Card (PIC). |
| Type | Error: An error occurred |
| Severity | error |

SPD_DB_SVC_SET_ADD_FAILURE

| | |
|---------------------------|---|
| System Log Message | Unable to add database entry for <i>service-set</i> : <i>error-message</i> |
| Description | The adaptive services process (spd) uses an internal database to store information needed to reply to Simple Network Management Protocol (SNMP) queries. It could not add an entry to the database for the indicated service set. |
| Type | Error: An error occurred |
| Severity | error |

SPD_DB_SVC_SET_ALLOC_FAILURE

| | |
|---------------------------|--|
| System Log Message | Unable to allocate database entry for <i>service-set</i> : <i>error-message</i> |
| Description | The adaptive services process (spd) uses an internal database to store information needed to reply to Simple Network Management Protocol (SNMP) queries. It could not allocate an entry in the database for the indicated service set. |
| Type | Error: An error occurred |
| Severity | error |

SPD_DUPLICATE

| | |
|---------------------------|--|
| System Log Message | Another copy of this program is running |
| Description | An attempt to start the adaptive services process (spd) failed because an instance of the process was already running. |
| Type | Error: An error occurred |
| Severity | error |

SPD_EVLIB_CREATE_FAILURE

| | |
|---------------------------|---|
| System Log Message | evCreate failed with: <i>error-message</i> |
| Description | The adaptive services process (spd) could not create a context used for handling all asynchronous events (such as timers and message availability). |
| Type | Error: An error occurred |
| Severity | emergency |

SPD_EVLIB_EXIT_FAILURE

| | |
|---------------------------|--|
| System Log Message | evMainLoop return value: <i>return-value</i> , error: <i>error-message</i> |
| Description | The adaptive services process (spd) returned from an event loop, which it should never do. |
| Type | Error: An error occurred |
| Severity | error |

SPD_NOT_ROOT

| | |
|---------------------------|--|
| System Log Message | Must be run as root |
| Description | The user who attempted to start the adaptive services process (spd) was not the root user. |
| Type | Error: An error occurred |
| Severity | error |

SPD_OUT_OF_MEMORY

| | |
|---------------------------|--|
| System Log Message | Insufficient memory for operation <i>operation</i> |
| Description | The adaptive services process (spd) attempted to allocate memory for an internal object. The attempt failed. |
| Type | Error: An error occurred |
| Severity | error |

SPD_PID_FILE_LOCK

| | |
|---------------------------|--|
| System Log Message | Unable to lock PID file: <i>error-message</i> |
| Description | The adaptive services process (spd) attempted to lock the file that records its process ID (PID), which serves to prevent multiple instances of spd from running simultaneously. The attempt failed. |
| Type | Error: An error occurred |
| Severity | error |

SPD_PID_FILE_UPDATE

| | |
|---------------------------|--|
| System Log Message | Unable to update process PID file: <i>error-message</i> |
| Description | The adaptive services process (spd) attempted to update the file that records its process ID (PID), which serves to prevent multiple instances of spd from running simultaneously. The attempt failed. |
| Type | Error: An error occurred |
| Severity | error |

SPD_SERVICE_NEXT_HOP_ADD_FAILED

| | |
|---------------------------|--|
| System Log Message | Unable to add service next hop: <i>error-message (error-code)</i> |
| Description | The adaptive services process (spd) could not add a service next hop for the indicated reason. |
| Type | Error: An error occurred |
| Severity | error |

SPD_SERVICE_NEXT_HOP_DEL_FAILED

| | |
|---------------------------|---|
| System Log Message | Unable to delete service next hop: <i>error-message (error-code)</i> |
| Description | The adaptive services process (spd) could not delete a service next hop for the indicated reason. |
| Type | Error: An error occurred |
| Severity | error |

SPD_TRAP_OID_GEN_FAILED

| | |
|---------------------------|---|
| System Log Message | Unable to generate OID for <i>identifier (error-message)</i> |
| Description | The adaptive services process (spd) could not generate the indicated object identifier (OID) for a Simple Network Management Protocol (SNMP) trap notification. |
| Type | Error: An error occurred |
| Severity | error |

SPD_TRAP_REQUEST_FAILURE

| | |
|---------------------------|--|
| System Log Message | <i>function-name: type</i> request failed: <i>error-message</i> |
| Description | The adaptive services process (spd) made the indicated type of request to the application programming interface (API) for generating Simple Network Management Protocol (SNMP) traps, but did not receive the expected result. |
| Type | Error: An error occurred |
| Severity | error |

SPD_USAGE

| | |
|---------------------------|---|
| System Log Message | Usage: spd [-N] [-v] [-d debug-level] |
| Description | The adaptive services process (spd) displayed the syntax statement for the 'spd' command because the command was invoked incorrectly. |
| Type | Event: This message reports an event, not an error |
| Severity | error |

Chapter 59

TASK System Log Messages

This chapter describes messages with the TASK prefix.

TASK_ABORT

| | |
|---------------------------|--|
| System Log Message | abort <i>executable-name</i> [<i>pid</i>] version <i>version</i> built by <i>builder</i> on <i>date</i> : <i>error-message</i> |
| Description | The control protocol process terminated because of an internal error. |
| Type | Error: An error occurred |
| Severity | error |
| Action | Examine the messages that immediately follow this message in the system log for information about possible causes. |
| Cause | An internal software failure occurred. |

TASK_ACTIVE_TERMINATE

| | |
|---------------------------|--|
| System Log Message | Exiting with active tasks: <i>task-name</i> |
| Description | After receiving multiple termination requests, the control protocol process exited without performing the indicated cleanup tasks. |
| Type | Event: This message reports an event, not an error |
| Severity | notice |

TASK_ASSERT

| | |
|---------------------------|---|
| System Log Message | Assertion failed <i>executable-name</i> [<i>pid</i>]: file " <i>source-filename</i> ", line <i>line-number</i> : " <i>message</i> " |
| Description | The source code for this process includes internal self-consistency checks. The process terminated because a check failed, creating a diagnostic core dump for analysis by technical support personnel and noting the number of the line in the source file where the check failed. |
| Type | Error: An error occurred |
| Severity | error |
| Cause | An internal software failure occurred. |

- Action** Examine the messages that immediately follow this message in the system log for information about possible causes. Contact a technical support representative, and be ready to provide the list of messages and the diagnostic core dump, if requested.

TASK_ASSERT_SOFT

- System Log Message** Soft assertion failed *executable-name*[*pid*]: file "*source-filename*", line *line-number*: "*message*", daemon continued running
- Description** The source code for the process includes internal self-consistency checks. A check failed but the process continued running. It created a diagnostic core dump for analysis by technical support personnel and noted the number of the line in the source file where the check failed.
- Type** Error: An error occurred
- Severity** error
- Cause** An internal software failure occurred.
- Action** Examine the messages that immediately follow this message in the system log for information about possible causes. Contact a technical support representative, and be ready to provide the list of messages and the diagnostic core dump, if requested.

TASK_EXIT

- System Log Message** Exit *executable-name*[*pid*] version *version* built by *builder* on *date*, caller *address*
- Description** The process exited, either in response to a user request or because of a system error.
- Type** Event: This message reports an event, not an error
- Severity** notice
- Cause** A system resource was unavailable, an unexpected error occurred, or a user terminated the process.
- Action** Examine the messages that immediately follow this message in the system log for information about possible causes.

TASK_LOCK_FLOCKED

- System Log Message** Unable to obtain a lock on *filename*, is another copy of the process running?
- Description** The process could not obtain the mutual exclusion lock that prevents more than one instance from running simultaneously. The system terminated the indicated process.
- Type** Error: An error occurred
- Severity** error
- Cause** Another process is running.
- Action** Use the 'show system process' command to verify that another process is running.

TASK_LOCK_LOCKED

| | |
|---------------------------|---|
| System Log Message | Unable to obtain a lock on <i>filename</i> , <i>program-name</i> [<i>pid</i>] is still running |
| Description | The process could not obtain the mutual exclusion lock that prevents more than one instance from running simultaneously. The system terminated this instance. |
| Type | Error: An error occurred |
| Severity | error |
| Cause | Another process is running. |
| Action | Use the 'show system process' command to verify that another process is running. |

TASK_MGMT_TIMEOUT

| | |
|---------------------------|--|
| System Log Message | peer <i>peer-name</i> timed out waiting for input |
| Description | Daemon timed out waiting for management input. |
| Type | Error: An error occurred |
| Severity | warning |
| Action | Examine the messages that immediately follow this message in the system log for information about possible causes. |
| Cause | An internal software failure occurred. |

TASK_OS_MEMHIGH

| | |
|---------------------------|---|
| System Log Message | Using <i>size</i> KB of memory, <i>percentage-value</i> percent of available |
| Description | The process is using the indicated amount and percentage of Routing Engine memory, which is considered excessive. |
| Type | Error: An error occurred |
| Severity | error |
| Cause | Either the process is leaking memory or the use of system resources is excessive. |
| Action | Increase the amount of RAM in the Routing Engine. |

TASK_SCHED_CALLBACK_LONGRUNTIME

| | |
|---------------------------|--|
| System Log Message | <i>function-name</i> : excessive runtime <i>time</i> during <i>action</i> of <i>module</i> |
| Description | The indicated submodule of this process ran uninterrupted for the indicated period of time, which is considered excessive. |
| Type | Event: This message reports an event, not an error |
| Severity | warning |
| Cause | The duration was noted because task accounting is enabled. The function might be implemented inefficiently. |

TASK_SCHED_CUMULATIVE_RUNTIME

| | |
|---------------------------|--|
| System Log Message | <i>function-name</i> : excessive runtime (total of <i>time</i> in <i>count</i> callbacks) after <i>action</i> of <i>module</i> |
| Description | Several submodules of this process ran uninterrupted for the indicated period of time, which is considered excessive. |
| Type | Event: This message reports an event, not an error |
| Severity | warning |
| Cause | The duration was noted because task accounting is enabled. The function might be implemented inefficiently. |

TASK_SCHED_MODULE_LONGRUNTIME

| | |
|---------------------------|---|
| System Log Message | <i>function-name</i> : excessive runtime <i>time</i> during <i>action</i> of <i>module</i> |
| Description | Several submodules of this process ran uninterrupted for the indicated period of time, which is considered excessive. |
| Type | Event: This message reports an event, not an error |
| Severity | warning |
| Cause | The duration was noted because task accounting is enabled. The function might be implemented inefficiently. |

TASK_SCHED_TASK_LONGRUNTIME

| | |
|---------------------------|--|
| System Log Message | <i>function-name</i> ran for <i>total-time</i> (<i>user-time</i> user, <i>system-time</i> system) doing <i>action</i> |
| Description | A task callback within this process ran uninterrupted for the indicated period of time, which is considered excessive. |
| Type | Event: This message reports an event, not an error |
| Severity | warning |
| Cause | The duration was noted because task accounting is enabled. The function might be implemented inefficiently. |

TASK_SIGNAL_TERMINATE

| | |
|---------------------------|---|
| System Log Message | <i>signal-name</i> termination signal received |
| Description | In response to the indicated termination request, the process terminated and shut down. |
| Type | Event: This message reports an event, not an error |
| Severity | notice |

TASK_START

| | |
|---------------------------|--|
| System Log Message | Start <i>executable-name</i> [<i>pid</i>] version <i>version</i> built <i>date</i> |
|---------------------------|--|

| | |
|--------------------|--|
| Description | Process started. |
| Type | Event: This message reports an event, not an error |
| Severity | info |

TASK_SYSTEM

| | |
|---------------------------|---|
| System Log Message | <i>reason: error-message</i> |
| Description | A system call made by this process failed. |
| Type | Error: An error occurred |
| Severity | error |
| Cause | It is possible that the kernel lacked the resources to fulfill the request. |

TASK_TASK_BEGIN

| | |
|---------------------------|---|
| System Log Message | Commencing virtual chassis control daemon, version <i>process-version</i> , built <i>date</i> by <i>builder</i> |
| Description | The process started. |
| Type | Event: This message reports an event, not an error |
| Severity | notice |

TASK_TASK_CHILDKILLED

| | |
|---------------------------|--|
| System Log Message | <i>task-name</i> terminated by SIG <i>signal-name</i> <i>core-dump-status</i> |
| Description | While a child process was performing the indicated operation, it terminated in response to the indicated signal. |
| Type | Event: This message reports an event, not an error |
| Severity | error |

TASK_TASK_CHILDSTOPPED

| | |
|---------------------------|---|
| System Log Message | <i>task-name</i> stopped by SIG <i>signal-name</i> |
| Description | While a child process was performing the indicated operation, it stopped in response to the indicated signal. |
| Type | Event: This message reports an event, not an error |
| Severity | error |

TASK_TASK_FORK

| | |
|---------------------------|--|
| System Log Message | Unable to fork <i>task-name</i> : <i>error-message</i> |
| Description | This process failed to create the indicated child process. |

| | |
|-----------------|--------------------------|
| Type | Error: An error occurred |
| Severity | error |

TASK_TASK_GETWD

| | |
|---------------------------|---|
| System Log Message | getwd: <i>error-message</i> |
| Description | The getwd() system call failed. |
| Type | Error: An error occurred |
| Severity | error |
| Cause | It is possible that the kernel lacked the resources to fulfill the request. |

TASK_TASK_NOREINIT

| | |
|---------------------------|---|
| System Log Message | Reinitialization not possible |
| Description | This process (VCCPD) failed to reinitialize as requested, because it was running in a state that did not allow reconfiguration. |
| Type | Error: An error occurred |
| Severity | error |

TASK_TASK_PIDCLOSED

| | |
|---------------------------|--|
| System Log Message | Unable to close and remove <i>filename: error-message</i> |
| Description | This process tried to close and remove the file that records its process ID (PID), which serves to prevent multiple instances from running simultaneously. The attempt failed. |
| Type | Error: An error occurred |
| Severity | error |

TASK_TASK_PIDFLOCK

| | |
|---------------------------|--|
| System Log Message | flock(<i>filename</i> , LOCK_EX): <i>error-message</i> |
| Description | This process issued the flock() system call on the file that records its process ID (PID), which serves to prevent multiple instances from running simultaneously. The system call failed. |
| Type | Error: An error occurred |
| Severity | error |

TASK_TASK_PIDWRITE

| | |
|---------------------------|--|
| System Log Message | Unable to write <i>filename: error-message</i> |
| Description | This process tried to write to the file that records its process ID (PID), which serves to prevent multiple instances from running simultaneously. The attempt failed. |

Type Error: An error occurred
Severity error

TASK_TASK_REINIT

System Log Message Reinitializing
Description This process reinitialized.
Type Event: This message reports an event, not an error
Severity info

TASK_TASK_SIGNALIGNORE

System Log Message sigaction(SIG*signal-name*): *error-message*
Description This process informed the kernel that it wished to ignore the indicated signal, but the kernel failed to process the request.
Type Error: An error occurred
Severity error

TASK_TRACE_FAILED

System Log Message Unable to write to trace file *filename*
Description This process could not write to the indicated trace file, and stopped attempting to do so. The next commit of the configuration database will reenale tracing.
Type Event: This message reports an event, not an error
Severity error

Chapter 60

TFTPD System Log Messages

This chapter describes messages with the **TFTPD** prefix. They are generated by the Trivial FTP (TFTP) process (tnp.tftpd), which services requests from hardware components for the configuration files they use during initialization.

TFTPD_AF_ERR

| | |
|---------------------------|---|
| System Log Message | Unexpected address family <i>address-family-type</i> |
| Description | As each hardware component on the routing platform initializes, it requests its configuration file from the TFTP process (tnp.tftpd). The tnp.tftpd process exited because an incoming packet had the indicated, unexpected value in its address family (sockaddr) field. |
| Type | Error: An error occurred |
| Severity | error |

TFTPD_BIND_ERR

| | |
|---------------------------|---|
| System Log Message | bind: <i>error-message</i> |
| Description | Binding of a socket to an address failed due to a system error. |
| Type | Error: An error occurred |
| Severity | error |

TFTPD_CONNECT_ERR

| | |
|---------------------------|--|
| System Log Message | connect: <i>error-message</i> |
| Description | Connection of a socket to an address failed due to a system error. |
| Type | Error: An error occurred |
| Severity | error |

TFTPD_CONNECT_INFO

| | |
|---------------------------|---|
| System Log Message | TFTP <i>operation</i> from address <i>address</i> port <i>port</i> file <i>filename</i> |
| Description | As each hardware component on the routing platform initializes, it requests its configuration file from the TFTP process (tnp.tftpd). The process established a |

connection with the indicated characteristics: kind of operation (read or write), address and port connected to, and name of file transferred.

Type Event: This message reports an event, not an error
Severity info

TFTPD_CREATE_ERR

System Log Message check_space *error-message*
Description The TFTP process (tnp.tftpd) could not create a core dump file.
Type Error: An error occurred
Severity error
Cause There is probably not enough free space in the file system where tnp.tftpd tried to create the file.

TFTPD_FIO_ERR

System Log Message ioctl(FIONBIO): *error-message*
Description The TFTP process (tnp.tftpd) could not set the standard input to be nonblocking.
Type Error: An error occurred
Severity error

TFTPD_FORK_ERR

System Log Message fork: *error-message*
Description As each hardware component on the routing platform initializes, it requests its configuration file from the TFTP process (tnp.tftpd). To service multiple clients simultaneously, tnp.tftpd calls the fork() system call to make a copy of itself for each request. The system call returned the indicated error.
Type Error: An error occurred
Severity error

TFTPD_NAK_ERR

System Log Message nak error *error-code, error-message*
Description The TFTP process (tnp.tftpd) sent a negative acknowledgment to a client because of the indicated error condition.
Type Error: An error occurred
Severity warning

TFTPD_OPEN_ERR

System Log Message Unable to open file '*filename*', error: *error-message*

| | |
|--------------------|--|
| Description | The TFTP process (tnp.tftpd) could not open the indicated file because of the indicated error. |
| Type | Error: An error occurred |
| Severity | warning |

TFTPD_RECVCOMPLETE_INFO

| | |
|---------------------------|--|
| System Log Message | Received <i>count</i> blocks of <i>block-size</i> size for file ' <i>filename</i> ' |
| Description | The TFTP process (tnp.tftpd) received the last portion of a transmitted file. This message records the number of blocks received, the block size used, and the name of the file to which the data was written. |
| Type | Event: This message reports an event, not an error |
| Severity | info |

TFTPD_RECVFROM_ERR

| | |
|---------------------------|--|
| System Log Message | recvfrom: <i>error-message</i> |
| Description | The TFTP process (tnp.tftpd) issued the recvfrom() system call when attempting to receive data from the network. The system call failed. |
| Type | Error: An error occurred |
| Severity | error |

TFTPD_RECV_ERR

| | |
|---------------------------|---|
| System Log Message | recv: <i>error-message</i> |
| Description | The TFTP process (tnp.tftpd) could not receive data from the network. |
| Type | Error: An error occurred |
| Severity | error |

TFTPD_SENDCOMPLETE_INFO

| | |
|---------------------------|--|
| System Log Message | Sent <i>count</i> blocks of <i>block-size</i> and 1 block of <i>size</i> for file ' <i>filename</i> ' |
| Description | The TFTP process (tnp.tftpd) successfully sent a file. This message records the number of blocks sent, the block size used, the size of the last block, and the name of the source file. |
| Type | Event: This message reports an event, not an error |
| Severity | info |

TFTPD_SEND_ERR

| | |
|---------------------------|---|
| System Log Message | send: <i>error-message</i> |
| Description | The TFTP process (tnp.tftpd) could not send data. |

| | |
|-----------------|--------------------------|
| Type | Error: An error occurred |
| Severity | error |

TFTPD_SOCKET_ERR

| | |
|---------------------------|--|
| System Log Message | socket: <i>error-message</i> |
| Description | The TFTP process (tnp.tftpd) could not open a socket for data transmission or reception. |
| Type | Error: An error occurred |
| Severity | error |

TFTPD_STATFS_ERR

| | |
|---------------------------|---|
| System Log Message | statfs <i>filename</i> , error: <i>error-message</i> |
| Description | The TFTP process (tnp.tftpd) issued the statfs() system call to obtain the status of the file system into which it needed to write a crash file. The system call failed with the indicated error. |
| Type | Error: An error occurred |
| Severity | error |

Chapter 61

UI System Log Messages

This chapter describes messages with the UI prefix. They are generated by the JUNOS command-line interface (CLI) and management process (mgd), which together form the JUNOS user interface that accepts and processes input from users and client applications.

UI_AUTH_EVENT

| | |
|---------------------------|--|
| System Log Message | Authenticated user ' <i>username</i> ' at permission level ' <i>authentication-level</i> ' |
| Description | The management process (mgd) authenticated the indicated user. |
| Type | Event: This message reports an event, not an error |
| Severity | info |

UI_AUTH_INVALID_CHALLENGE

| | |
|---------------------------|--|
| System Log Message | Received invalid authentication challenge for user ' <i>username</i> ': <i>response</i> |
| Description | When a user logs onto the routing platform and attempts to authenticate, the CLI and management process (mgd) use a challenge-and-response system to limit the exposure of sensitive information such as passwords and keys. The format of the challenge generated by mgd was incorrect. |
| Type | Error: An error occurred |
| Severity | error |
| Cause | An internal software failure occurred. |
| Action | Contact your technical support representative. |

UI_BOOTTIME_FAILED

| | |
|---------------------------|---|
| System Log Message | Unable to fetch boot time: <i>error-message</i> |
| Description | The management process (mgd) could not retrieve the system boot time from the kernel. |
| Type | Error: An error occurred |
| Severity | error |
| Cause | An internal software failure occurred. |

Action Contact your technical support representative.

UI_CFG_AUDIT_NEW

System Log Message User '*username*' action: *pathname new-name*

Description The indicated user created a new configuration object by copying or renaming an existing object as indicated.

Type Event: This message reports an event, not an error

Severity info

UI_CFG_AUDIT_OTHER

System Log Message User '*username*' action: *pathname delimitervalue*

Description The indicated user deleted, activated, or deactivated a configuration object, as indicated. The JUNOS configuration log facility logged the change.

Type Event: This message reports an event, not an error

Severity info

UI_CFG_AUDIT_SET

System Log Message User '*username*' action: *pathname delimiterdata -> "value"*

Description The indicated user set a value for a configuration object, as indicated.

Type Event: This message reports an event, not an error

Severity info

UI_CFG_AUDIT_SET_SECRET

System Log Message User '*username*' action: *pathname*

Description The indicated user set a value for a configuration object, as indicated. For security, the actual value (which might be an authentication key or password, for example) is not recorded.

Type Event: This message reports an event, not an error

Severity info

UI_CHILD_ARGS_EXCEEDED

System Log Message Too many arguments for child process '*command*'

Description The management process (mgd) invokes some commands on behalf of users. It supplied more arguments than the command's syntax statement specifies.

Type Error: An error occurred

Severity error

| | |
|---------------|--|
| Cause | An internal software failure occurred. |
| Action | Contact your technical support representative. |

UI_CHILD_CHANGE_USER

| | |
|---------------------------|---|
| System Log Message | Unable to switch to local user: <i>username</i> |
| Description | The management process (mgd) invokes some commands on behalf of users. Its attempt to adopt the UID of the indicated user failed. |
| Type | Error: An error occurred |
| Severity | error |
| Cause | An internal software failure occurred. |
| Action | Contact your technical support representative. |

UI_CHILD_EXEC

| | |
|---------------------------|--|
| System Log Message | Child exec failed for command ' <i>command</i> ': <i>error-message</i> |
| Description | The management process (mgd) invoked the exec() system call while creating a child processes to execute the indicated command on its behalf. The system call failed. |
| Type | Error: An error occurred |
| Severity | error |
| Cause | An internal software failure occurred. |
| Action | Contact your technical support representative. |

UI_CHILD_EXITED

| | |
|---------------------------|---|
| System Log Message | Child exited: PID <i>pid</i> , status <i>return-value</i> <i>core-dump-status</i> , command ' <i>command</i> ' |
| Description | The management process (mgd) created a child process to execute the indicated command for it. The child process exited unexpectedly with the indicated status code. |
| Type | Error: An error occurred |
| Severity | notice |
| Cause | An internal software failure occurred. |
| Action | Contact your technical support representative. |

UI_CHILD_FOPEN

| | |
|---------------------------|--|
| System Log Message | Unable to append to log ' <i>filename</i> ': <i>error-message</i> |
| Description | The management process (mgd) attempted to save the output from a command in the indicated log file, but could not open the file. |

| | |
|-----------------|--|
| Type | Error: An error occurred |
| Severity | error |
| Cause | An internal software failure occurred. |
| Action | Contact your technical support representative. |

UI_CHILD_PIPE_FAILED

| | |
|---------------------------|--|
| System Log Message | Unable to create pipe for command ' <i>command</i> ': <i>error-message</i> |
| Description | The management process (mgd) created a child process to execute the indicated command for it. Its attempt to create pipes for communication with the child process failed. |
| Type | Error: An error occurred |
| Severity | error |
| Cause | An internal software failure occurred. |
| Action | Contact your technical support representative. |

UI_CHILD_STOPPED

| | |
|---------------------------|--|
| System Log Message | Child stopped: PID <i>pid</i> , signal = <i>signal-name</i> core-dump-status, command = ' <i>command</i> ') |
| Description | The management process (mgd) created a child process to execute the indicated command for it. The child process received the indicated signal and stopped. |
| Type | Error: An error occurred |
| Severity | notice |
| Cause | An internal software failure occurred. |
| Action | Contact your technical support representative. |

UI_CHILD_WAITPID

| | |
|---------------------------|--|
| System Log Message | waitpid failed: PID <i>pid</i> , rc <i>return-value</i> , status <i>status-code</i> : <i>error-message</i> |
| Description | The management process (mgd) created a child process to execute a command for it. It could not wait for the child process to finish. |
| Type | Error: An error occurred |
| Severity | error |
| Cause | An internal software failure occurred. |
| Action | Contact your technical support representative. |

UI_CMDLINE_READ_LINE

| | |
|---------------------------|---|
| System Log Message | User ' <i>username</i> ', command ' <i>command</i> ' |
| Description | The indicated user typed the indicated command at the CLI prompt and pressed the Enter key, sending the command string to the management process (mgd). |
| Type | Event: This message reports an event, not an error |
| Severity | info |

UI_CMD_AUTH_REGEX_INVALID

| | |
|---------------------------|--|
| System Log Message | Invalid ' <i>allow-deny</i> ' command authorization regular expression ' <i>regular-expression</i> ': <i>error-message</i> |
| Description | An operation that attempted to set command or configuration authorization included the indicated regular expression. The operation failed because the expression syntax was invalid. |
| Type | Error: An error occurred |
| Severity | error |
| Action | Correct any errors in the regular expression. |

UI_COMMIT

| | |
|---------------------------|--|
| System Log Message | User ' <i>username</i> ' requested ' <i>command</i> ' operation (comment: <i>message</i>) |
| Description | The indicated user requested the indicated type of commit operation on the candidate configuration and added the indicated comment. The 'commit' operation applies to the local Routing Engine and the 'commit synchronize' operation to both Routing Engines. |
| Type | Event: This message reports an event, not an error |
| Severity | notice |

UI_COMMIT_AT_ABORT

| | |
|---------------------------|---|
| System Log Message | <i>reason</i> , will try again |
| Description | An attempt to complete a pending commit operation was cancelled for the indicated reason. |
| Type | Error: An error occurred |
| Severity | error |

UI_COMMIT_AT_COMPLETED

| | |
|---------------------------|---|
| System Log Message | 'commit at' was successful |
| Description | Changes to the candidate configuration were activated at the time scheduled by a 'commit at' operation. |

| | |
|-----------------|--|
| Type | Event: This message reports an event, not an error |
| Severity | notice |

UI_COMMIT_AT_FAILED

| | |
|---------------------------|---|
| System Log Message | <i>reason</i> , scheduled commit cleared |
| Description | A 'commit at' operation did not complete, for the indicated reason. |
| Type | Error: An error occurred |
| Severity | error |

UI_COMMIT_COMPRESS_FAILED

| | |
|---------------------------|--|
| System Log Message | Unable to compress file ' <i>filename</i> ' |
| Description | As part of committing a new configuration, the management process (mgd) compresses and saves a copy of the configuration. mgd saved the configuration file in regular format because it could not compress it. |
| Type | Error: An error occurred |
| Severity | error |
| Cause | The Routing Engine is low on resources. |
| Cause | An internal software failure occurred. |
| Action | Contact your technical support representative. |

UI_COMMIT_CONFIRMED_REMINDER

| | |
|---------------------------|---|
| System Log Message | 'commit confirmed' must be confirmed within <i>duration</i> minutes |
| Description | A 'commit confirmed' operation has activated the candidate configuration temporarily. If the commit is not confirmed within the indicated number of minutes (for example, by the command-line interface (CLI) 'commit' command), the management process (mgd) will roll back to the previous configuration. |
| Type | Event: This message reports an event, not an error |
| Severity | notice |

UI_COMMIT_EMPTY_CONTAINER

| | |
|---------------------------|---|
| System Log Message | Skipped empty object ' <i>node-name</i> ' |
| Description | Some container objects are marked for automatic removal from the configuration hierarchy if they are empty when the user who created them changes to the top ([edit]) level of the hierarchy or exits configuration mode. While committing the candidate configuration, the management process (mgd) encountered such an object that was empty but not removed. |
| Type | Event: This message reports an event, not an error |

| | |
|-----------------|--|
| Severity | info |
| Cause | When the commit operation began, the user who created the new container object had not populated it and was in configuration mode but not at the top level of the hierarchy. |
| Action | Populate or remove the empty object before committing the configuration. The user who created the object can remove it by exiting configuration mode or issuing the 'top' command to move to the top level of the hierarchy. |

UI_COMMIT_NOT_CONFIRMED

| | |
|---------------------------|--|
| System Log Message | Commit was not confirmed; <i>message</i> |
| Description | The 'commit confirmed' operation commits a configuration but requires confirmation within a defined number of minutes for the commit to become permanent. If the commit is not confirmed (by the 'commit' command, for example), the management process (mgd) automatically rolls back to the previously committed configuration. The automatic rollback restores management access to the routing platform in case an error in the configuration blocks access. |
| Type | Event: This message reports an event, not an error |
| Severity | notice |

UI_COMMIT_PROGRESS

| | |
|---------------------------|--|
| System Log Message | Commit operation in progress: <i>message</i> |
| Description | As it performed a commit operation, the management process (mgd) recorded its execution of the indicated step. |
| Type | Event: This message reports an event, not an error |
| Severity | info |

UI_COMMIT_ROLLBACK_FAILED

| | |
|---------------------------|--|
| System Log Message | Automatic rollback failed |
| Description | The 'commit confirmed' operation commits a configuration but requires confirmation within a defined number of minutes for the commit to become permanent. If the commit is not confirmed (by the 'commit' command, for example), the management process (mgd) automatically rolls back to the previously committed configuration. The 'commit confirmed' operation was not confirmed, but mgd could not roll back the configuration. The configuration might be in an indeterminate state. |
| Type | Error: An error occurred |
| Severity | error |
| Cause | The cause of the problem might be recorded in messages that precede this message in the system log. |

UI_COMMIT_SYNC_FORCE

| | |
|---------------------------|--|
| System Log Message | All logins to local configuration database were terminated because forced 'commit synchronize' operation was invoked on other Routing Engine |
| Description | The 'commit synchronize force' command was issued on the other Routing Engine on the router. All login sessions in the local configuration database were terminated and the configuration from the other Routing Engine was committed on the local Routing Engine. |
| Type | Event: This message reports an event, not an error |
| Severity | notice |

UI_CONFIGURATION_ERROR

| | |
|---------------------------|---|
| System Log Message | Process: <i>process-name</i> , path: <i>pathname</i> , statement: <i>configuration-statement</i> , <i>error-message</i> |
| Description | The indicated process found a problem in its configuration. |
| Type | Error: An error occurred |
| Severity | error |

UI_CONFIGURATION_WARNING

| | |
|---------------------------|---|
| System Log Message | Process: <i>process-name</i> , path: <i>pathname</i> , statement: <i>configuration-statement</i> , <i>warning-message</i> |
| Description | The indicated process found a problem in its configuration. |
| Type | Error: An error occurred |
| Severity | warning |

UI_DAEMON_ACCEPT_FAILED

| | |
|---------------------------|--|
| System Log Message | <i>connection-type</i> socket connection accept failed: <i>error-message</i> |
| Description | The management process (mgd) did not accept an incoming connection request. |
| Type | Error: An error occurred |
| Severity | error |
| Cause | An internal software failure occurred. |
| Action | Contact your technical support representative. |

UI_DAEMON_FORK_FAILED

| | |
|---------------------------|--|
| System Log Message | Unable to create session child: <i>error-message</i> |
| Description | The management process (mgd) invokes the fork() system call to create a copy of itself for each CLI session. The system call failed. |

| | |
|-----------------|--|
| Type | Error: An error occurred |
| Severity | error |
| Cause | An internal software failure occurred. |
| Action | Contact your technical support representative. |

UI_DAEMON_SELECT_FAILED

| | |
|---------------------------|--|
| System Log Message | select failed: <i>error-message</i> |
| Description | The management process (mgd) uses the select() system call to listen for incoming connection requests on a socket. The system call failed. |
| Type | Error: An error occurred |
| Severity | error |
| Cause | An internal software failure occurred. |
| Action | Contact your technical support representative. |

UI_DAEMON_SOCKET_FAILED

| | |
|---------------------------|---|
| System Log Message | <i>connection-type</i> socket create failed: <i>error-message</i> |
| Description | The management process (mgd) uses sockets to communicate with other JUNOS software processes running on the routing platform. It could not allocate a socket. |
| Type | Error: An error occurred |
| Severity | error |
| Cause | System resources are exhausted. |
| Action | Contact your technical support representative. |

UI_DBASE_ACCESS_FAILED

| | |
|---------------------------|--|
| System Log Message | Unable to reaccess configuration database file ' <i>filename</i> ', address <i>address</i> , size <i>size</i> : <i>reason</i> |
| Description | To increase the size of the configuration database, the management process (mgd) must unmap the database from its address space, change the database size, and remap the database. The remapping operation failed. |
| Type | Error: An error occurred |
| Severity | error |
| Cause | An internal software failure occurred. |
| Action | Contact your technical support representative. |

UI_DBASE_CHECKOUT_FAILED

| | |
|---------------------------|---|
| System Log Message | Database ' <i>filename</i> ' is out of data and needs to be rebuilt |
| Description | When the routing platform boots, the management process (mgd) checks the configuration database for internal consistency. It found one or more inconsistencies. |
| Type | Event: This message reports an event, not an error |
| Severity | alert |
| Cause | mgd restarted after new JUNOS software was installed. |
| Action | None; mgd will rebuild the database. |

UI_DBASE_EXTEND_FAILED

| | |
|---------------------------|--|
| System Log Message | Unable to extend configuration database file ' <i>filename</i> ' to size <i>requested-size</i> : <i>reason</i> |
| Description | The management process (mgd) could not increase the configuration database to the indicated size. |
| Type | Error: An error occurred |
| Severity | error |
| Cause | The hard disk is defective or is not installed in the routing platform. |
| Action | Repair or replace the hard disk. |
| Cause | There is insufficient disk space on the /var partition on the hard disk. |
| Action | Delete user files from the /var/homes directory to increase the available disk space. |

UI_DBASE_LOGIN_EVENT

| | |
|---------------------------|---|
| System Log Message | User ' <i>username</i> ' entering configuration mode |
| Description | The indicated user entered configuration mode (logged into the configuration database). |
| Type | Event: This message reports an event, not an error |
| Severity | notice |

UI_DBASE_LOGOUT_EVENT

| | |
|---------------------------|--|
| System Log Message | User ' <i>username</i> ' exiting configuration mode |
| Description | The indicated user exited configuration mode (logged out of the configuration database). |
| Type | Event: This message reports an event, not an error |
| Severity | notice |

UI_DBASE_MISMATCH_EXTENT

| | |
|---------------------------|--|
| System Log Message | Database header extent mismatch for file ' <i>filename</i> ': expecting <i>expected-value</i> , got <i>received-value</i> |
| Description | The header in the configuration database records the highest address allocated in the database. The management process (mgd) discovered that the highest address actually allocated in the database does not match the header value. |
| Type | Error: An error occurred |
| Severity | error |
| Cause | The database file is corrupted. |
| Action | Contact your technical support representative. |

UI_DBASE_MISMATCH_MAJOR

| | |
|---------------------------|--|
| System Log Message | Database header major version number mismatch for file ' <i>filename</i> ': expecting <i>expected-value</i> , got <i>received-value</i> |
| Description | For compatibility, the version number recorded in the header of the configuration database must match the version of JUNOS software running on the routing platform. The management process (mgd) discovered that the major parts (for example, '5' in '5.x') of the version numbers do not match. |
| Type | Error: An error occurred |
| Severity | error |
| Cause | A recent software upgrade did not complete successfully. |
| Action | Issue the 'show version' command to check the JUNOS version. If necessary, issue the 'request system reboot' command to reboot the routing platform and complete the software installation. |
| Cause | The database file is corrupted. |
| Action | Contact your technical support representative. |

UI_DBASE_MISMATCH_MINOR

| | |
|---------------------------|--|
| System Log Message | Database header minor version number mismatch for file ' <i>filename</i> ': expecting <i>expected-value</i> , got <i>received-value</i> |
| Description | For compatibility, the version number recorded in the header of the configuration database must match the version of JUNOS software running on the routing platform. The management process (mgd) discovered that the minor parts (for example, '2' in 'x.2') of the version numbers do not match. |
| Type | Error: An error occurred |
| Severity | error |
| Cause | A recent software upgrade did not complete successfully. |

- Action** Issue the 'show version' command to check the JUNOS version. If necessary, issue the 'request system reboot' command to reboot the routing platform and complete the software installation.
- Cause** The database file is corrupted.
- Action** Contact your technical support representative.

UI_DBASE_MISMATCH_SEQUENCE

- System Log Message** Database header sequence numbers mismatch for file '*filename*'. If a package has just been added or deleted, please verify and commit the configuration.
- Description** The header of the configuration database records the version number of the configuration schema (possible set of statements) used when the database was created. To prevent corruption, all JUNOS processes that access the database must use the same schema. The management process (mgd) discovered that the version number for the JUNOS software installed on the routing platform does not match the header value.
- Type** Error: An error occurred
- Severity** warning
- Cause** A recent software upgrade did not complete successfully.
- Action** Issue the 'show version' command to check the JUNOS version. If necessary, issue the 'request system reboot' command to reboot the routing platform and complete the software installation.
- Cause** The database file is corrupted.
- Action** Contact your technical support representative.

UI_DBASE_MISMATCH_SIZE

- System Log Message** Database header size mismatch for file '*filename*': expecting *expected-value*, got *received-value*
- Description** The header of the configuration database records the database size. The management process (mgd) discovered that the size of the actual database file does not match the header value.
- Type** Error: An error occurred
- Severity** error
- Cause** The database file is corrupted.
- Action** Contact your technical support representative.

UI_DBASE_OPEN_FAILED

- System Log Message** Database open failed for file '*filename*': *reason*

| | |
|--------------------|--|
| Description | The management process (mgd) could not open the indicated configuration database file. |
| Type | Error: An error occurred |
| Severity | error |
| Cause | The database file does not exist. |
| Action | Select a different filename or create a new configuration. |
| Cause | The /config directory does not have sufficient space for a new database. |
| Action | Remove files from the /config directory to make more space available. |

UI_DBASE_REBUILD_FAILED

| | |
|---------------------------|---|
| System Log Message | <i>modeusername</i> rebuild of the database ' <i>filename</i> ' failed |
| Description | The management process (mgd) could not rebuild the configuration database file. |
| Type | Error: An error occurred |
| Severity | alert |
| Cause | An internal software failure occurred. |
| Action | Contact your technical support representative. |

UI_DBASE_REBUILD_SCHEMA_FAILED

| | |
|---------------------------|---|
| System Log Message | Automatic rebuild of the database failed |
| Description | The management process (mgd) could not rebuild the schema for the configuration database. |
| Type | Error: An error occurred |
| Severity | alert |
| Cause | An internal software failure occurred. |
| Action | Contact your technical support representative. |

UI_DBASE_REBUILD_STARTED

| | |
|---------------------------|---|
| System Log Message | <i>modeusername</i> rebuild/rollback of the database ' <i>filename</i> ' started |
| Description | The management process (mgd) began to rebuild the configuration database file or its schema because that object was not current. The operation will complete shortly. |
| Type | Event: This message reports an event, not an error |
| Severity | alert |

UI_DBASE_RECREATE

| | |
|---------------------------|---|
| System Log Message | User ' <i>username</i> ' attempting database re-creation |
| Description | The management process (mgd) discovered that the version of JUNOS software running on the routing platform does not match the version of the current configuration database. In response to a prompt from mgd, the indicated user initiated a rebuilding of the database. |
| Type | Event: This message reports an event, not an error |
| Severity | notice |

UI_DBASE_REOPEN_FAILED

| | |
|---------------------------|---|
| System Log Message | Reopen of the database failed |
| Description | After rebuilding the schema file for the configuration database, the management process (mgd) closes the file and reopens it in read-only mode to prevent corruption. It could not reopen the file. |
| Type | Error: An error occurred |
| Severity | alert |
| Cause | An internal software failure occurred. |
| Action | Contact your technical support representative. |

UI_DUPLICATE_UID

| | |
|---------------------------|--|
| System Log Message | Users <i>username1</i> and <i>username2</i> have the same UID <i>uid</i> |
| Description | The JUNOS software allows multiple user login accounts to share the same UID. This message was logged in case site policy dictates that users should not share UIDs. |
| Type | Event: This message reports an event, not an error |
| Severity | notice |
| Action | Assign different UIDs to the affected users. |

UI_FACTORY_OPERATION

| | |
|---------------------------|--|
| System Log Message | Committing factory default configuration because CONFIG button was pressed and held |
| Description | The management process (mgd) began a commit operation to activate the factory default configuration, because the CONFIG button on the chassis was pressed and held for 15 seconds or more. |
| Type | Event: This message reports an event, not an error |
| Severity | notice |

UI_INITIALSETUP_OPERATION

| | |
|---------------------------|---|
| System Log Message | Committing EZsetup configuration as EZsetup option is chosen |
| Description | The management process (mgd) began a commit operation to activate the pre initial setup configuration, because the initial-setup option was selected from the LCD Menu. |
| Type | Event: This message reports an event, not an error |
| Severity | notice |

UI_INVALID_REMOTE_PERMISSION

| | |
|---------------------------|--|
| System Log Message | invalid permissions from authorization server: <i>permission-name</i> |
| Description | RADIUS and TACACS+ authorization servers use Juniper Networks vendor-specific attributes (VSAs) to specify user permissions. A VSA included the indicated permission name, which is invalid. |
| Type | Error: An error occurred |
| Severity | error |

UI_JUNOSCRIPT_CMD

| | |
|---------------------------|--|
| System Log Message | User ' <i>username</i> ' used JUNOScript client to run command ' <i>command</i> ' |
| Description | The indicated user ran the indicated command using the JUNOScript application programming interface (API). |
| Type | Event: This message reports an event, not an error |
| Severity | info |

UI_JUNOSCRIPT_ERROR

| | |
|---------------------------|---|
| System Log Message | JUNOScript error: <i>error-message</i> |
| Description | The management process (mgd) normally sends an error message to the JUNOS CLI or JUNOScript API client in an <code><xnm:error></code> tag. It could not send the tag, so it sent the indicated error message in an XML comment instead. |
| Type | Error: An error occurred |
| Severity | warning |

UI_LCC_NO_MASTER

| | |
|---------------------------|--|
| System Log Message | No master Routing Engine defined for LCC <i>lcc</i> |
| Description | By default, the JUNOS software installed on the TX Matrix platform in a routing matrix is automatically copied to and installed on all T640 routing nodes in the routing matrix. The software was not installed on the indicated T640 routing node (line-card chassis, or LCC), because the management process (mgd) on the TX Matrix platform could not determine which Routing Engine on the LCC was the master. |
| Type | Error: An error occurred |

| | |
|-----------------|--|
| Severity | error |
| Action | Resolve the mastership situation on the T640 routing node and install the software on its Routing Engines. |

UI_LOAD_EVENT

| | |
|---------------------------|--|
| System Log Message | User ' <i>username</i> ' is performing a ' <i>operation</i> ' |
| Description | The indicated user requested the indicated operation ('rollback, ' or 'load' or one of its variants) on the configuration database. The existing configuration database was deleted and a new database was created based on a text file. |
| Type | Event: This message reports an event, not an error |
| Severity | notice |

UI_LOAD_JUNOS_DEFAULT_FILE_EVENT

| | |
|---------------------------|--|
| System Log Message | Loading the default config from <i>pathname</i> |
| Description | The system is loading junos default configuration from file. |
| Type | Event: This message reports an event, not an error |
| Severity | info |

UI_LOGIN_EVENT

| | |
|---------------------------|--|
| System Log Message | User ' <i>username</i> ' login, class ' <i>class-name</i> ' <i>local-peer</i> [<i>pid</i>] |
| Description | The indicated user started a JUNOS CLI session. |
| Type | Event: This message reports an event, not an error |
| Severity | info |

UI_LOGOUT_EVENT

| | |
|---------------------------|---|
| System Log Message | User ' <i>username</i> ' logout |
| Description | The indicated user exited from a JUNOS CLI session. |
| Type | Event: This message reports an event, not an error |
| Severity | info |

UI_LOST_CONN

| | |
|---------------------------|---|
| System Log Message | Lost connection to daemon ' <i>process-name</i> ' |
| Description | The management process (mgd) uses sockets to communicate with other JUNOS software processes. The socket it was using for the indicated process closed prematurely. |
| Type | Error: An error occurred |

| | |
|-----------------|--|
| Severity | error |
| Cause | An internal software failure occurred. |
| Action | Contact your technical support representative. |

UI_MASTERSHIP_EVENT

| | |
|---------------------------|---|
| System Log Message | <i>mastership-event card-name</i> mastership by ' <i>username</i> ' |
| Description | Some redundant routing platform components use a master/standby system in which the master component is active and the standby is inactive but ready to assume mastership. The indicated user performed the indicated operation to modify component mastership. |
| Type | Event: This message reports an event, not an error |
| Severity | warning |

UI_MGD_TERMINATE

| | |
|---------------------------|---|
| System Log Message | Terminating operation: exit status <i>return-value</i> |
| Description | The management process (mgd) encountered an error and exited, returning the indicated code as its exit status code. |
| Type | Error: An error occurred |
| Severity | error |
| Cause | The cause of the problem might be recorded in messages that precede this message in the system log. |

UI_MOTD_PROPAGATE_ERROR

| | |
|---------------------------|---|
| System Log Message | Unable to propagate login announcement (motd) to <i>pathname</i> |
| Description | The management process (mgd) could not create or write to the indicated file, which was the intended location for the message of the day (MOTD) configured at the [edit system login announcement] hierarchy level. |
| Type | Error: An error occurred |
| Severity | error |

UI_NETCONF_CMD

| | |
|---------------------------|---|
| System Log Message | User ' <i>username</i> ' used NETCONF client to run command ' <i>command</i> ' |
| Description | The indicated user ran the indicated command using the NETCONF application programming interface (API). |
| Type | Event: This message reports an event, not an error |
| Severity | info |

UI_NETCONF_ERROR

| | |
|---------------------------|--|
| System Log Message | NETCONF error: <i>error-message</i> |
| Description | The management process (mgd) normally sends error messages to the NETCONF client in the <rpc-error> tag element. It could not send that tag element, and instead sent the indicated error message in an XML comment. |
| Type | Error: An error occurred |
| Severity | warning |

UI_PARSE_JUNOSCRIPT_ATTRIBUTES

| | |
|---------------------------|--|
| System Log Message | Error parsing attributes in client <i>junoscript</i> tag |
| Description | The management process (mgd) encountered an error and exited while attempting to parse the XML attributes in the <junoscript> tag submitted by a client application. |
| Type | Error: An error occurred |
| Severity | error |

UI_READ_FAILED

| | |
|---------------------------|---|
| System Log Message | read failed for peer <i>peer-name</i> : <i>error-message</i> |
| Description | The management process (mgd) uses the read() system call to access data sent by other JUNOS processes running on the routing platform (referred to as its peers). The system call failed for the indicated process. |
| Type | Error: An error occurred |
| Severity | error |
| Cause | An internal software failure occurred. |
| Action | Contact your technical support representative. |

UI_READ_TIMEOUT

| | |
|---------------------------|--|
| System Log Message | Timeout on read of peer ' <i>peer-name</i> ' |
| Description | When communicating with other JUNOS processes running on the routing platform (referred to as peers), the management process (mgd) waits only a defined period for responses to arrive. The timeout period passed for the indicated process. |
| Type | Event: This message reports an event, not an error |
| Severity | notice |

UI_REBOOT_EVENT

| | |
|---------------------------|--|
| System Log Message | System <i>halt-reboot</i> by ' <i>username</i> ' |
| Description | The indicated software process restarted as requested by the indicated user. |

| | |
|-----------------|--|
| Type | Event: This message reports an event, not an error |
| Severity | warning |

UI_RESCUE_OPERATION

| | |
|---------------------------|---|
| System Log Message | Committing rescue configuration because CONFIG button was pressed |
| Description | The management process (mgd) began a commit operation to activate the rescue configuration, because the CONFIG button on the chassis was pressed. |
| Type | Event: This message reports an event, not an error |
| Severity | notice |

UI_RESTART_EVENT

| | |
|---------------------------|---|
| System Log Message | User ' <i>username</i> ' restarting daemon ' <i>process-name</i> ' <i>description</i> |
| Description | The indicated software process restarted as requested by the indicated user. |
| Type | Event: This message reports an event, not an error |
| Severity | warning |

UI_SCHEMA_CHECKOUT_FAILED

| | |
|---------------------------|--|
| System Log Message | Schema is out of date and needs to be rebuilt |
| Description | The JUNOS user interface schema file records all CLI commands and configuration statements available in the JUNOS software. While initializing, the new management process (mgd) determined that the schema's sequence number means that the schema is incompatible with the JUNOS software installed on the routing platform. |
| Type | Error: An error occurred |
| Severity | alert |
| Cause | The schema is out of date. |
| Action | None; mgd will rebuild the schema based on the current JUNOS version. |

UI_SCHEMA_MISMATCH_MAJOR

| | |
|---------------------------|--|
| System Log Message | Schema major version mismatch for package <i>package-name</i> (<i>expected-value</i> vs. <i>received-value</i>) |
| Description | The JUNOS user interface schema file records all CLI commands and configuration statements available in the JUNOS software. While initializing, the management process (mgd) discovered that the major part (for example, '5' in '5.x') of the schema version number does not match the major version number of the JUNOS software installed on the routing platform. The mismatch could lead to corruption of the configuration database. |
| Type | Error: An error occurred |
| Severity | error |

- Cause** The schema is incompatible with the installed JUNOS software.
- Action** None; mgd will rebuild the schema based on the current JUNOS version.
- Cause** An internal software failure occurred.
- Action** Contact your technical support representative.

UI_SCHEMA_MISMATCH_SEQUENCE

- System Log Message** Schema header sequence numbers mismatch for package *package-name*
- Description** The JUNOS user interface schema file records all CLI commands and configuration statements available in the JUNOS software. Schema sequence numbers serve as a checksum of the configuration data schema and ensure that the software used to access the database understands the data. The value in the database file did not match the expected value.
- Type** Error: An error occurred
- Severity** error
- Cause** The JUNOS software installation did not succeed, possibly because of an internal software error.
- Action** Contact your technical support representative.

UI_SCHEMA_SEQUENCE_ERROR

- System Log Message** Schema sequence number mismatch
- Description** The JUNOS user interface schema file records all CLI commands and configuration statements available in the JUNOS software. The management process (mgd) rebuilds the schema as necessary to be compatible with the JUNOS software installed on the routing platform. A sequence number in the schema acts as a checksum that represents its content and format. A JUNOS process attempted to access the schema but determined that the schema's sequence number means that it is incompatible with the process.
- Type** Error: An error occurred
- Severity** alert
- Cause** An internal software failure occurred.
- Action** Contact your technical support representative.

UI_TACPLUS_ERROR

- System Log Message** TACACS+ failure: *error-message*
- Description** The management process (mgd) failed to send a record to TACACS+.
- Type** Error: An error occurred

Severity notice

UI_VERSION_FAILED

System Log Message Unable to fetch system version: *error-message*

Description The management process (mgd) could not retrieve version information from the kernel.

Type Error: An error occurred

Severity error

Action Contact your technical support representative.

UI_WRITE_RECONNECT

System Log Message Re-establishing connection to peer '*peer-name*'

Description The management process (mgd) reconnected to the indicated JUNOS process running on the routing platform.

Type Event: This message reports an event, not an error

Severity notice

Chapter 62

VCCPD System Log Messages

This chapter describes messages with the VCCPD prefix. They are generated by the virtual chassis control protocol (vccpd) process

VCCPD_KNL_VERSION

| | |
|---------------------------|--|
| System Log Message | Routing socket version mismatch (kernel <i>kernel-version</i> != vccpd <i>version</i>) -- kernel upgrade required |
| Description | The virtual chassis control protocol process (VCCPD) discovered that the kernel does not support the version of routing sockets it requires. |
| Type | Error: An error occurred |
| Severity | error |
| Cause | The kernel version is older than the VCCPD version. |
| Action | Upgrade the kernel package. |

VCCPD_KNL_VERSIONNONE

| | |
|---------------------------|---|
| System Log Message | Routing socket message type <i>message-type</i> 's version is not supported by kernel, expected <i>version</i> -- kernel upgrade required |
| Description | The virtual chassis control protocol process (VCCPD) discovered that the kernel does not support the routing socket message types that it requires. |
| Type | Error: An error occurred |
| Severity | error |
| Cause | The kernel version is older than the VCCPD version. |
| Action | Upgrade the kernel package. |

VCCPD_KNL_VERSIONOLD

| | |
|---------------------------|---|
| System Log Message | Routing socket message type <i>message-type</i> 's version is older than expected (<i>kernel-version</i> < <i>version</i>) -- consider upgrading the kernel |
| Description | The virtual chassis control protocol process (VCCPD) discovered that the kernel uses an older version of routing socket message types than it does. |

| | |
|-----------------|---|
| Type | Error: An error occurred |
| Severity | error |
| Cause | The kernel version is older than the VCCPD version. |
| Action | Upgrade the kernel package. |

VCCPD_PROTOCOL_ADJDOWN

| | |
|---------------------------|---|
| System Log Message | Lost adjacency to <i>neighbor-system-ids</i> on <i>interface-name</i> , |
| Description | A virtual chassis adjacency with the indicated neighboring switch was terminated. The local switch no longer exchanges information with the neighboring switch. |
| Type | Event: This message reports an event, not an error |
| Severity | notice |
| Cause | The communication path to the neighboring switch was disrupted, a protocol error occurred, or the neighboring switch was powered down. |

VCCPD_PROTOCOL_ADJUP

| | |
|---------------------------|---|
| System Log Message | New adjacency to <i>neighbor-system-ids</i> on <i>interface-name</i> |
| Description | A virtual chassis adjacency was established with the indicated neighboring switch. The local switch can now exchange information with it. |
| Type | Event: This message reports an event, not an error |
| Severity | info |

VCCPD_PROTOCOL_LSPCKSUM

| | |
|---------------------------|---|
| System Log Message | LSP checksum error, interface <i>interface-name</i> , LSP id <i>lspl</i> , sequence <i>sequence-number</i> , checksum <i>checksum</i> , lifetime <i>duration</i> |
| Description | The indicated vccpd link-state PDU (LSP) failed an internal checksum validity test, implying that it was corrupted. |
| Type | Error: An error occurred |
| Severity | warning |
| Cause | The packet was corrupted in transit between the neighboring switch and this switch, or memory on one of the switches was corrupted. |
| Action | None, unless a large number of these messages appear in the system log file. The corrupted LSP is purged from the virtual chassis and sent again by the originator. |

VCCPD_PROTOCOL_OVERLOAD

| | |
|---------------------------|---|
| System Log Message | vccpd database overload |
| Description | The vccpd link-state database is full and no additional memory can be allocated for it. |

| | |
|-----------------|---|
| Type | Error: An error occurred |
| Severity | alert |
| Cause | No additional memory is available for storing vccpd link-state information. Either system resources are exhausted or a software error occurred (such as a memory leak). |
| Action | Perform one or more of the following actions: (1) Check for unusually high memory usage by vccpd, (2) Add more memory to the switch. |

VCCPD_SYSTEM

System Log Message *reason: error-message*

Description A system call made by this process failed.

Type Error: An error occurred

Severity error

Cause It is possible that the kernel lacked the resources to fulfill the request.

Chapter 63

VRRPD System Log Messages

This chapter describes messages with the VRRPD prefix. They are generated by the Virtual Router Redundancy Protocol (VRRP) process (vrrpd), which provides the user interface for management of VRRP groups.

VRRPD_ADVERT_TIME_MISMATCH

System Log Message Packet received by *interface-name* for VRRP group *vrrp-group-id* had advertisement time *received-value* ms instead of required *expected-value* ms

Description A Virtual Routing Redundancy Protocol (VRRP) advertisement packet received by the indicated interface for the indicated VRRP group specified an advertisement-timer value different from the value configured for the interface and group. The advertisement interval must be the same on all routing platforms in the VRRP group. For VRRP with IPv4, the value is set by the 'advertise-interval <seconds>' or 'fast-interval <milliseconds>' statement at the [edit interfaces <interface-name> unit <logical-unit-number> family inet address <address> vrrp-group <group-number>] hierarchy level. For VRRP with IPv6, the value is set by the 'inet6-advertise-interval <seconds>' or 'fast-interval <milliseconds>' statement at the [edit interfaces <interface-name> unit <logical-unit-number> family inet6 address <address> vrrp-inet6-group <group-number>] hierarchy level.

Type Error: An error occurred

Severity error

VRRPD_AUTH_INFO_INVALID

System Log Message VRRP ad packet from *ip-address* received by interface *interface-name.interface-unit* for group *vrrp-group-id* was invalid: *error-message*

Description The Virtual Routing Redundancy Protocol (VRRP) advertisement packet sent from the indicated IP address and received by the VRRP process (vrrpd) for the indicated group at the indicated address contained invalid authentication information. The message 'invalid-authentication-type' means that the packet specifies an authentication type that is not defined in RFC 2338, Virtual Router Redundancy Protocol. The message 'authentication-type-mismatch' means that the packet specifies an authentication type different from the type used by the interface that received the packet. The message 'authentication-key-mismatch' means that the authentication key in the packet is incorrect.

Type Error: An error occurred

Severity warning

VRRPD_GET_TRAP_HEADER_FAILED

| | |
|---------------------------|---|
| System Log Message | Request for trap signature header failed |
| Description | The Virtual Routing Redundancy Protocol (VRRP) process requested the signature header for an SNMP trap. The request failed. |
| Type | Error: An error occurred |
| Severity | error |
| Cause | An internal software failure occurred. |

VRRPD_LINK_LOCAL_ADD_MISMATCH

| | |
|---------------------------|---|
| System Log Message | Link-Local Address Mismatch: <i>received-value expected-value</i> |
| Description | The indicated interface received a Virtual Routing Redundancy protocol (VRRP) packet for the indicated VRRP group in which the link-local address was different from the one configured for the group and interface |
| Type | Error: An error occurred |
| Severity | error |

VRRPD_MISSING_VIP

| | |
|---------------------------|---|
| System Log Message | Packet received by <i>interface-name</i> for VRRP group <i>vrrp-group-id</i> did not include required virtual IP address <i>ip-address</i> |
| Description | The indicated interface received a Virtual Routing Redundancy protocol (VRRP) packet for the indicated VRRP group in which the list of virtual IP addresses did not include the indicated address. For VRRP with IPv4, the list is defined by the 'virtual-address [< addresses >]' statement at the [edit interfaces < interface-name > unit < logical-unit-number > family inet address < address > vrrp-group < group-number >] hierarchy level. For VRRP with IPv6, the list is defined by the 'virtual-inet6-address [< addresses >]' statement at the [edit interfaces < interface-name > unit < logical-unit-number > family inet6 address < address > vrrp-inet6-group < group-number >] hierarchy level. |
| Type | Error: An error occurred |
| Severity | error |

VRRPD_NEW_BACKUP

| | |
|---------------------------|--|
| System Log Message | Interface <i>interface-name.interface-unit</i> (local address <i>interface-address</i>) became VRRP backup for group <i>vrrp-group-id</i> |
| Description | The indicated interface became the Virtual Routing Redundancy Protocol (VRRP) backup for the indicated VRRP group. The VRRP process (vrrpd) stopped sending VRRP advertisements for the virtual IP address on the interface that corresponds to the group. |
| Type | Event: This message reports an event, not an error |
| Severity | warning |

VRRPD_NEW_MASTER

| | |
|---------------------------|--|
| System Log Message | Interface <i>interface-name.interface-unit</i> (local address <i>interface-address</i>) became VRRP master for group <i>vrrp-group-id</i> |
| Description | The indicated interface became the Virtual Routing Redundancy Protocol (VRRP) master for the indicated VRRP group. The VRRP process (vrrpd) started sending VRRP advertisements for the virtual IP address on the interface that corresponds to the group. |
| Type | Event: This message reports an event, not an error |
| Severity | warning |

VRRPD_VIP_COUNT_MISMATCH

| | |
|---------------------------|--|
| System Log Message | Packet received by <i>interface-name</i> for VRRP group <i>vrrp-group-id</i> had <i>received-value</i> virtual IP addresses instead of required <i>expected-value</i> |
| Description | The indicated interface received a Virtual Routing Redundancy Protocol (VRRP) packet for the indicated VRRP group in which the number of virtual IP addresses was different from the number of addresses configured for the group and interface. The list of addresses must be the same on all routing platforms in a VRRP group. For VRRP with IPv4, the list is defined by the 'virtual-address [< addresses >]' statement at the [edit interfaces < interface-name > unit < logical-unit-number > family inet address < address > vrrp-group < group-number >] hierarchy level. For VRRP with IPv6, the list is defined by the 'virtual-inet6-address [< addresses >]' statement at the [edit interfaces < interface-name > unit < logical-unit-number > family inet6 address < address > vrrp-inet6-group < group-number >] hierarchy level. |
| Type | Error: An error occurred |
| Severity | error |

Chapter 64

WEB System Log Messages

This chapter describes messages with the **WEB** prefix. They are generated by the Hypertext Transfer Protocol process (httpd), which provides a graphical user interface (GUI) for monitoring and configuring J-series Services Routers.

WEB_AUTH_FAIL

| | |
|---------------------------|--|
| System Log Message | Unable to authenticate httpd client (username <i>username</i>) |
| Description | The checklogin authentication process could not authenticate the indicated user. |
| Type | Event: This message reports an event, not an error |
| Severity | notice |

WEB_AUTH_SUCCESS

| | |
|---------------------------|---|
| System Log Message | Authenticated httpd client (username <i>username</i>) |
| Description | The checklogin authentication process authenticated the indicated user. |
| Type | Event: This message reports an event, not an error |
| Severity | notice |

WEB_AUTH_TIME_EXCEEDED

| | |
|---------------------------|--|
| System Log Message | Login attempt exceeded maximum processing time |
| Description | The checklogin process halted a login attempt because it took longer than the maximum processing time allowed. |
| Type | Error: An error occurred |
| Severity | error |

WEB_CERT_FILE_NOT_FOUND

| | |
|---------------------------|--|
| System Log Message | Could not find certificate file ' <i>filename</i> ', disabling HTTPS |
| Description | http-gk could not open the configured HTTPS certificate for reading. |
| Type | Error: An error occurred |
| Severity | error |

WEB_CHILD_STATE

| | |
|---------------------------|--|
| System Log Message | Unable to retrieve child state: <i>error-message</i> |
| Description | The Web management process (httpd) could not retrieve state information for a child process that had exited, for the indicated reason. |
| Type | Error: An error occurred |
| Severity | error |

WEB_CONFIG_OPEN_ERROR

| | |
|---------------------------|--|
| System Log Message | Could not open ' <i>filename</i> ' for writing |
| Description | httpd-gk could not open the web server configuration file for writing. |
| Type | Error: An error occurred |
| Severity | error |

WEB_CONFIG_WRITE_ERROR

| | |
|---------------------------|---|
| System Log Message | Could not write ' <i>filename</i> ' configuration. Disk full? |
| Description | httpd-gk could not write the web server configuration file to disk. |
| Type | Error: An error occurred |
| Severity | error |

WEB_COULDNT_START_HTTPD

| | |
|---------------------------|--|
| System Log Message | Could not fork httpd process! |
| Description | The Web management gatekeeper process (httpd-gk) could not start the web management process (httpd). |
| Type | Error: An error occurred |
| Severity | error |

WEB_EVENTLIB_INIT

| | |
|---------------------------|---|
| System Log Message | Unable to initialize event library: <i>error-message</i> |
| Description | The Web management gatekeeper process (httpd-gk) attempted to initialize the event library during startup. The attempt failed for the indicated reason. |
| Type | Error: An error occurred |
| Severity | error |

WEB_KEYPAIR_FILE_NOT_FOUND

| | |
|---------------------------|--|
| System Log Message | Could not find key pair file ' <i>filename</i> ', disabling HTTPS |
| Description | http-gk could not open the configured HTTPS key pair file for reading. |

Type Error: An error occurred
Severity error

WEB_MGD_BIND_ERROR

System Log Message Could not bind mgd listener socket: *error-message*
Description The web management process could not open the MGD listening socket.
Type Error: An error occurred
Severity error

WEB_MGD_CHMOD_ERROR

System Log Message Could not chmod mgd listener socket
Description The web management process could not change the MGD listening socket to proper file permissions.
Type Error: An error occurred
Severity error

WEB_MGD_CONNECT_ERROR

System Log Message Could not connect to mgd management socket
Description The web management process could not connect to the MGD management socket.
Type Error: An error occurred
Severity error

WEB_MGD_FCNTL_ERROR

System Log Message Could not set incoming mgd request to nonblocking
Description The web management process could not set the MGD listening socket to nonblocking.
Type Error: An error occurred
Severity error

WEB_MGD_LISTEN_ERROR

System Log Message Could not listen mgd listener socket: *error-message*
Description The web management process could not open the MGD listening socket.
Type Error: An error occurred
Severity error

WEB_MGD_RECVMSG_PEEK_ERROR

System Log Message Could not peek recvmsg() mgd connection

Description The web management process could not peek the incoming MGD request.

Type Error: An error occurred

Severity error

WEB_MGD_SOCKET_ERROR

System Log Message Could not create mgd listener socket

Description The web management process could not open the MGD listening socket.

Type Error: An error occurred

Severity error

WEB_PIDFILE_LOCK

System Log Message Unable to lock PID file *pathname: error-message*

Description The Web management gatekeeper process (httpd-gk) attempted to lock the indicated file, which records its process ID (PID). The file serves to prevent multiple instances of httpd-gk from running simultaneously. The attempt failed for the indicated reason.

Type Error: An error occurred

Severity error

WEB_PIDFILE_UPDATE

System Log Message Unable to update PID file *pathname: error-message*

Description The Web management gatekeeper process (httpd-gk) attempted to update the indicated file, which records the process ID (PID) of the running httpd-gk process. The file serves to prevent multiple instances of httpd-gk from running simultaneously. The attempt failed for the indicated reason.

Type Error: An error occurred

Severity error

Cause The most common reason is that another httpd-gk process was already running.

WEB_UNAME_FAILED

System Log Message Unable to retrieve system hostname: *error-message*

Description The Web management gatekeeper process (httpd-gk) attempted to retrieve and store the local hostname, which it shares with its remote clients. The attempt failed for the indicated reason.

Type Error: An error occurred

Severity error

WEB_WEBAUTH_AUTH_FAIL

| | |
|---------------------------|---|
| System Log Message | Web-authentication of user <i>username</i> with fwauthd failed |
| Description | The web-authentication authentication process was unable to authenticate the indicated user |
| Type | Event: This message reports an event, not an error |
| Severity | notice |

WEB_WEBAUTH_AUTH_OK

| | |
|---------------------------|--|
| System Log Message | Web-authentication of user <i>username</i> with fwauthd successful |
| Description | The web-authentication authentication process was able to authenticate the indicated user successfully |
| Type | Event: This message reports an event, not an error |
| Severity | notice |

WEB_WEBAUTH_CONNECT_FAIL

| | |
|---------------------------|---|
| System Log Message | Unable to connect to fwauthd on socket <i>file-descriptor: error-message</i> |
| Description | The web-authentication authentication process could not connect to fwauthd daemon on the indicated socket |
| Type | Event: This message reports an event, not an error |
| Severity | error |

Part 3

Index

- Index on page 501

Index

Symbols

| | | |
|---------------------------------------|--|----|
| ! | regular expression operator system logging..... | 24 |
| # | comments in configuration statements..... | li |
| \$ | regular expression operator system logging..... | 24 |
| () | regular expression operator system logging..... | 24 |
| (), in syntax descriptions..... | | li |
| * | regular expression operator system logging..... | 24 |
| + | regular expression operator system logging..... | 24 |
| . | regular expression operator system logging..... | 24 |
| < >, in syntax descriptions..... | | li |
| ? | regular expression operator system logging..... | 24 |
| [] | regular expression operator system logging..... | 24 |
| [], in configuration statements..... | | li |
| ^ | regular expression operator system logging..... | 24 |
| { }, in configuration statements..... | | li |
| | regular expression operator system logging..... | 24 |
| (pipe), in syntax descriptions..... | | li |

A

| | |
|--|----|
| ACCT System Log Messages..... | 55 |
| alert (system logging severity level 1)..... | 21 |
| alert (system logging severity level)..... | 10 |
| any (system logging facility)..... | 9 |

| | |
|--|----|
| any (system logging severity level)..... | 10 |
| archive statement usage guidelines..... | 18 |
| ASP system log messages..... | 59 |
| AUDITD system log messages..... | 85 |
| AUTHD system log messages..... | 89 |
| authorization (system logging facility) Facilities for the facility-override Statement..... | 9 |

B

| | |
|--|----|
| BFDD system log messages..... | 93 |
| BOOTPD system log messages..... | 95 |
| braces, in configuration statements..... | li |
| brackets angle, in syntax descriptions..... square, in configuration statements..... | li |
| brief statement system logging usage guidelines..... | 12 |

C

| | |
|--|-----|
| CFMD system log messages..... | 101 |
| change-log (system logging facility)..... | 9 |
| CHASSISD system log messages..... | 103 |
| comments, in configuration statements..... | li |
| Common Criteria system logging..... | 7 |
| conflict-log (system logging facility)..... | 9 |
| console statement system logging usage guidelines..... | 13 |
| conventions text and syntax..... | li |
| COSD system log messages..... | 165 |
| critical (system logging severity level 2)..... | 21 |
| critical (system logging severity level)..... | 10 |
| curly braces, in configuration statements..... | li |
| customer support..... | lix |
| contacting JTAC..... | lix |

D

| | |
|--|----|
| daemon (system logging facility)..... | 9 |
| option to facility-override statement..... | 16 |

| | |
|--|-----|
| DCD system log messages..... | 175 |
| debug (system logging severity level 7)..... | 21 |
| dfc (system logging facility)..... | 9 |
| DFCD system log messages..... | 179 |
| DFWD system log messages..... | 181 |
| DHCPD system log messages..... | 183 |
| documentation set | |
| comments on..... | lix |

E

| | |
|--|-----|
| emergency (system logging severity level 0)..... | 21 |
| emergency (system logging severity level)..... | 10 |
| error (system logging severity level 3)..... | 21 |
| error (system logging severity level)..... | 10 |
| EVENTD system log messages..... | 187 |
| explicit-priority statement | |
| usage guidelines | |
| routing matrix..... | 33 |
| single-chassis system..... | 19 |

F

| | |
|--|--------|
| facilities (system logging) | |
| alternative for remote machine..... | 16 |
| default for remote machine..... | 14 |
| for local machine..... | 9 |
| mapping of codes to names..... | 20 |
| facility-override statement | |
| system logging | |
| usage guidelines..... | 14 |
| file statement | |
| system logging | |
| usage guidelines..... | 11, 18 |
| files | |
| system log messages, archiving..... | 18 |
| firewall (system logging facility)..... | 9 |
| FLOW system log messages..... | 193 |
| font conventions..... | 1 |
| FPCLOGIN system log messages..... | 195 |
| FSAD system log messages..... | 197 |
| ftp (system logging facility)..... | 9 |
| option to facility-override statement..... | 16 |
| FUD system log messages..... | 207 |
| FWAUTH system log messages..... | 211 |

H

| | |
|--|----|
| help syslog command | |
| usage guidelines..... | 49 |
| host statement | |
| system logging | |
| usage guidelines for routing matrix..... | 34 |
| usage guidelines for single-chassis | |
| system..... | 13 |

I

| | |
|---|----|
| icons defined, notice..... | 1 |
| info (system logging severity level 6)..... | 21 |
| info (system logging severity level)..... | 10 |
| interactive-commands (system logging facility)..... | 9 |

J

| | |
|--------------------------------|-----|
| JADE system log messages..... | 221 |
| JCS System Log Messages..... | 215 |
| JSRPD system log messages..... | 223 |
| JUNOS-FIPS | |
| system logging..... | 7 |

K

| | |
|--|----|
| kernel (system logging facility)..... | 9 |
| option to facility-override statement..... | 16 |

L

| | |
|--|-----|
| L2ALD system log messages..... | 247 |
| L2CPD system log messages..... | 253 |
| L2TPD system log messages..... | 261 |
| LACPD system log messages..... | 287 |
| LFMD system log messages..... | 289 |
| LIBESPTASK System Log Messages..... | 291 |
| LIBJNX system log messages..... | 293 |
| LIBMSRPC system log messages..... | 299 |
| LICENSE system log messages..... | 301 |
| LLDPD System Log Messages..... | 305 |
| local[0-7] (options to facility-override statement)..... | 16 |
| log-prefix statement | |
| system logging | |
| usage guidelines..... | 17 |
| LOGIN system log messages..... | 307 |
| LRMUX system log messages..... | 311 |

M

| | |
|-----------------------------------|-----|
| manuals | |
| comments on..... | lix |
| match statement | |
| usage guidelines..... | 23 |
| MCSNOOPD system log messages..... | 313 |
| MIB2D system log messages..... | 315 |
| MPLS_OAM system log messages..... | 321 |

N

| | |
|---|----|
| no-world-readable statement | |
| system logging | |
| usage guidelines..... | 18 |
| none (system logging severity level)..... | 10 |
| notice (system logging severity level 5)..... | 21 |
| notice (system logging severity level)..... | 10 |

notice icons defined.....1
 NSD system log messages.....325

O

operators, regular expression
 system logging.....24
 other-routing-engine option to host statement
 usage guidelines
 routing matrix.....34
 single-chassis system.....13

P

parentheses, in syntax descriptions.....li
 pfe (system logging facility).....9
 PFE system log messages.....327
 PFED system log messages.....335
 PING system log messages.....337
 PPM system log messages.....341
 PPPD system log messages.....343
 priorities
 system logging, including in log message
 for routing matrix.....33
 for single-chassis system.....19

R

RDD system log messages.....349
 regular expression operators
 system logging.....24
 RMOPD system log messages.....353
 routing matrix
 system logging.....28
 RPD system log messages.....357
 RT system log messages.....403
 RTLOG system log messages.....419
 RTLOGD system log messages.....421

S

SAVAL System Log Messages.....425
 scc-master option to host statement
 usage guidelines.....29
 SDXD system log messages.....427
 severity levels for system logging.....21
 size statement
 system logging
 usage guidelines.....18
 SNMP system log messages.....431
 SNMPD system log messages.....435
 source-address statement
 system logging
 usage guidelines for routing matrix.....34
 usage guidelines for single-chassis
 system.....14

SPD system log messages.....445
 structured-data statement
 usage guidelines.....12
 support, technical *See* technical support
 syntax conventions.....1
 system logging
 Common Criteria.....7
 configuration statements.....4
 defaults.....4
 different on each node in routing matrix.....35
 disabling.....25
 examples.....25
 facilities
 alternative for remote machine.....16
 default for remote machine.....14
 for local machine.....9
 facilities
 mapping of codes to names.....20
 files, archiving.....18
 forwarding messages in routing matrix.....29
 JUNOS-FIPS.....7
 message descriptions
 displaying.....49
 fields in.....49
 messages, displaying
 generated by JUNOS process.....43
 generated by service on PIC.....44
 structured-data format.....38
 regular expression filtering.....23
 regular expression operators.....24
 routing matrix.....28
 severity levels.....21
 single-chassis system.....7
 timestamp, modifying.....22
 system processes
 usage guidelines.....4

T

TASK System Log Messages.....451
 technical support
 contacting JTAC.....lix
 TFTP system log messages.....459
 time-format statement
 usage guidelines.....22
 TX Matrix platform
 system logging.....28

U

UI system log messages.....463
 user (system logging facility).....9
 option to facility-override statement.....16
 user statement
 system logging
 usage guidelines.....12

V

| | |
|--------------------------------|-----|
| VCCPD System Log Messages..... | 485 |
| VRRPD system log messages..... | 489 |

W

| | |
|--|-----|
| warning (system logging severity level 4)..... | 21 |
| warning (system logging severity level)..... | 10 |
| WEB system log messages..... | 493 |
| world-readable statement | |
| system logging | |
| usage guidelines..... | 18 |