



**Juniper Networks JUNOS® Software**

## **System Log Messages Reference**

*Release 10.0*

**Juniper Networks, Inc.**

1194 North Mathilda Avenue  
Sunnyvale, California 94089  
USA

408-745-2000

**[www.juniper.net](http://www.juniper.net)**

Published: 2009-10-14

This product includes the Envoy SNMP Engine, developed by Epilogue Technology, an Integrated Systems Company. Copyright © 1986-1997, Epilogue Technology Corporation. All rights reserved. This program and its documentation were developed at private expense, and no part of them is in the public domain.

This product includes memory allocation software developed by Mark Moraes, copyright © 1988, 1989, 1993, University of Toronto.

This product includes FreeBSD software developed by the University of California, Berkeley, and its contributors. All of the documentation and software included in the 4.4BSD and 4.4BSD-Lite Releases is copyrighted by the Regents of the University of California. Copyright © 1979, 1980, 1983, 1986, 1988, 1989, 1991, 1992, 1993, 1994. The Regents of the University of California. All rights reserved.

GateD software copyright © 1995, the Regents of the University. All rights reserved. Gate Daemon was originated and developed through release 3.0 by Cornell University and its collaborators. Gated is based on Kirton's EGP, UC Berkeley's routing daemon (routed), and DCN's HELLO routing protocol. Development of Gated has been supported in part by the National Science Foundation. Portions of the GateD software copyright © 1988, Regents of the University of California. All rights reserved. Portions of the GateD software copyright © 1991, D. L. S. Associates.

This product includes software developed by Maker Communications, Inc., copyright © 1996, 1997, Maker Communications, Inc.

Juniper Networks, the Juniper Networks logo, JUNOS, NetScreen, ScreenOS, and Steel-Belted Radius are registered trademarks of Juniper Networks, Inc. in the United States and other countries. JUNOSe is a trademark of Juniper Networks, Inc. All other trademarks, service marks, registered trademarks, or registered service marks are the property of their respective owners.

Juniper Networks assumes no responsibility for any inaccuracies in this document. Juniper Networks reserves the right to change, modify, transfer, or otherwise revise this publication without notice.

Products made or sold by Juniper Networks or components thereof might be covered by one or more of the following patents that are owned by or licensed to Juniper Networks: U.S. Patent Nos. 5,473,599, 5,905,725, 5,909,440, 6,192,051, 6,333,650, 6,359,479, 6,406,312, 6,429,706, 6,459,579, 6,493,347, 6,538,518, 6,538,899, 6,552,918, 6,567,902, 6,578,186, and 6,590,785.

#### *JUNOS® Software System Log Messages Reference*

Release 10.0

Copyright © 2009, Juniper Networks, Inc.

All rights reserved. Printed in USA.

Writing: Paka Sheryll Marion Sampson

Editing: Nancy Kurahashi

Cover Design: Edmonds Design

#### Revision History

October 2009 —R1 JUNOS 10.0

The information in this document is current as of the date listed in the revision history.

#### YEAR 2000 NOTICE

Juniper Networks hardware and software products are Year 2000 compliant. The JUNOS Software has no known time-related limitations through the year 2038. However, the NTP application is known to have some difficulty in the year 2036.

## END USER LICENSE AGREEMENT

**READ THIS END USER LICENSE AGREEMENT ("AGREEMENT") BEFORE DOWNLOADING, INSTALLING, OR USING THE SOFTWARE.** BY DOWNLOADING, INSTALLING, OR USING THE SOFTWARE OR OTHERWISE EXPRESSING YOUR AGREEMENT TO THE TERMS CONTAINED HEREIN, YOU (AS CUSTOMER OR IF YOU ARE NOT THE CUSTOMER, AS A REPRESENTATIVE/AGENT AUTHORIZED TO BIND THE CUSTOMER) CONSENT TO BE BOUND BY THIS AGREEMENT. IF YOU DO NOT OR CANNOT AGREE TO THE TERMS CONTAINED HEREIN, THEN (A) DO NOT DOWNLOAD, INSTALL, OR USE THE SOFTWARE, AND (B) YOU MAY CONTACT JUNIPER NETWORKS REGARDING LICENSE TERMS.

1. **The Parties.** The parties to this Agreement are (i) Juniper Networks, Inc. (if the Customer's principal office is located in the Americas) or Juniper Networks (Cayman) Limited (if the Customer's principal office is located outside the Americas) (such applicable entity being referred to herein as "Juniper"), and (ii) the person or organization that originally purchased from Juniper or an authorized Juniper reseller the applicable license(s) for use of the Software ("Customer") (collectively, the "Parties").

2. **The Software.** In this Agreement, "Software" means the program modules and features of the Juniper or Juniper-supplied software, for which Customer has paid the applicable license or support fees to Juniper or an authorized Juniper reseller, or which was embedded by Juniper in equipment which Customer purchased from Juniper or an authorized Juniper reseller. "Software" also includes updates, upgrades and new releases of such software. "Embedded Software" means Software which Juniper has embedded in or loaded onto the Juniper equipment and any updates, upgrades, additions or replacements which are subsequently embedded in or loaded onto the equipment.

3. **License Grant.** Subject to payment of the applicable fees and the limitations and restrictions set forth herein, Juniper grants to Customer a non-exclusive and non-transferable license, without right to sublicense, to use the Software, in executable form only, subject to the following use restrictions:

- a. Customer shall use Embedded Software solely as embedded in, and for execution on, Juniper equipment originally purchased by Customer from Juniper or an authorized Juniper reseller.
- b. Customer shall use the Software on a single hardware chassis having a single processing unit, or as many chassis or processing units for which Customer has paid the applicable license fees; provided, however, with respect to the Steel-Belted Radius or Odyssey Access Client software only, Customer shall use such Software on a single computer containing a single physical random access memory space and containing any number of processors. Use of the Steel-Belted Radius or IMS AAA software on multiple computers or virtual machines (e.g., Solaris zones) requires multiple licenses, regardless of whether such computers or virtualizations are physically contained on a single chassis.
- c. Product purchase documents, paper or electronic user documentation, and/or the particular licenses purchased by Customer may specify limits to Customer's use of the Software. Such limits may restrict use to a maximum number of seats, registered endpoints, concurrent users, sessions, calls, connections, subscribers, clusters, nodes, realms, devices, links, ports or transactions, or require the purchase of separate licenses to use particular features, functionalities, services, applications, operations, or capabilities, or provide throughput, performance, configuration, bandwidth, interface, processing, temporal, or geographical limits. In addition, such limits may restrict the use of the Software to managing certain kinds of networks or require the Software to be used only in conjunction with other specific Software. Customer's use of the Software shall be subject to all such limitations and purchase of all applicable licenses.
- d. For any trial copy of the Software, Customer's right to use the Software expires 30 days after download, installation or use of the Software. Customer may operate the Software after the 30-day trial period only if Customer pays for a license to do so. Customer may not extend or create an additional trial period by re-installing the Software after the 30-day trial period.
- e. The Global Enterprise Edition of the Steel-Belted Radius software may be used by Customer only to manage access to Customer's enterprise network. Specifically, service provider customers are expressly prohibited from using the Global Enterprise Edition of the Steel-Belted Radius software to support any commercial network access services.

The foregoing license is not transferable or assignable by Customer. No license is granted herein to any user who did not originally purchase the applicable license(s) for the Software from Juniper or an authorized Juniper reseller.

4. **Use Prohibitions.** Notwithstanding the foregoing, the license provided herein does not permit the Customer to, and Customer agrees not to and shall not: (a) modify, unbundle, reverse engineer, or create derivative works based on the Software; (b) make unauthorized copies of the Software (except as necessary for backup purposes); (c) rent, sell, transfer, or grant any rights in and to any copy of the Software, in any form, to any third party; (d) remove any proprietary notices, labels, or marks on or in any copy of the Software or any product in which the Software is embedded; (e) distribute any copy of the Software to any third party, including as may be embedded in Juniper equipment sold in the secondhand market; (f) use any 'locked' or key-restricted feature, function, service, application, operation, or capability without first purchasing the applicable license(s) and obtaining a valid key from Juniper, even if such feature, function, service, application, operation, or capability is enabled without a key; (g) distribute any key for the Software provided by Juniper to any third party; (h) use the Software in any manner that extends or is broader than the uses purchased by Customer from Juniper or an authorized Juniper reseller; (i) use Embedded Software on non-Juniper equipment; (j) use Embedded Software (or make it available for use) on Juniper equipment that the Customer did not originally purchase from Juniper or an authorized Juniper reseller; (k) disclose the results of testing or benchmarking of the Software to any third party without the prior written consent of Juniper; or (l) use the Software in any manner other than as expressly provided herein.

5. **Audit.** Customer shall maintain accurate records as necessary to verify compliance with this Agreement. Upon request by Juniper, Customer shall furnish such records to Juniper and certify its compliance with this Agreement.

6. **Confidentiality.** The Parties agree that aspects of the Software and associated documentation are the confidential property of Juniper. As such, Customer shall exercise all reasonable commercial efforts to maintain the Software and associated documentation in confidence, which at a minimum includes restricting access to the Software to Customer employees and contractors having a need to use the Software for Customer's internal business purposes.

7. **Ownership.** Juniper and Juniper's licensors, respectively, retain ownership of all right, title, and interest (including copyright) in and to the Software, associated documentation, and all copies of the Software. Nothing in this Agreement constitutes a transfer or conveyance of any right, title, or interest in the Software or associated documentation, or a sale of the Software, associated documentation, or copies of the Software.

8. **Warranty, Limitation of Liability, Disclaimer of Warranty.** The warranty applicable to the Software shall be as set forth in the warranty statement that accompanies the Software (the "Warranty Statement"). Nothing in this Agreement shall give rise to any obligation to support the Software. Support services may be purchased separately. Any such support shall be governed by a separate, written support services agreement. TO THE MAXIMUM EXTENT PERMITTED BY LAW, JUNIPER SHALL NOT BE LIABLE FOR ANY LOST PROFITS, LOSS OF DATA, OR COSTS OR PROCUREMENT OF SUBSTITUTE GOODS OR SERVICES, OR FOR ANY SPECIAL, INDIRECT, OR CONSEQUENTIAL DAMAGES ARISING OUT OF THIS AGREEMENT, THE SOFTWARE, OR ANY JUNIPER OR JUNIPER-SUPPLIED SOFTWARE. IN NO EVENT SHALL JUNIPER BE LIABLE FOR DAMAGES ARISING FROM UNAUTHORIZED OR IMPROPER USE OF ANY JUNIPER OR JUNIPER-SUPPLIED SOFTWARE, EXCEPT AS EXPRESSLY PROVIDED IN THE WARRANTY STATEMENT TO THE EXTENT PERMITTED BY LAW, JUNIPER DISCLAIMS ANY AND ALL WARRANTIES IN AND TO THE SOFTWARE (WHETHER EXPRESS, IMPLIED, STATUTORY, OR OTHERWISE), INCLUDING ANY IMPLIED WARRANTY OF MERCHANTABILITY, FITNESS FOR A PARTICULAR PURPOSE, OR NON-INFRINGEMENT. IN NO EVENT DOES JUNIPER WARRANT THAT THE SOFTWARE, OR ANY EQUIPMENT OR NETWORK RUNNING THE SOFTWARE, WILL OPERATE WITHOUT ERROR OR INTERRUPTION, OR WILL BE FREE OF VULNERABILITY TO INTRUSION OR ATTACK. In no event shall Juniper's or its suppliers' or licensors' liability to Customer, whether in contract, tort (including negligence), breach of warranty, or otherwise, exceed the price paid by Customer for the Software that gave rise to the claim, or if the Software is embedded in another Juniper product, the price paid by Customer for such other product. Customer acknowledges and agrees that Juniper has set its prices and entered into this Agreement in reliance upon the disclaimers of warranty and the limitations of liability set forth herein, that the same reflect an allocation of risk between the Parties (including the risk that a contract remedy may fail of its essential purpose and cause consequential loss), and that the same form an essential basis of the bargain between the Parties.

9. **Termination.** Any breach of this Agreement or failure by Customer to pay any applicable fees due shall result in automatic termination of the license granted herein. Upon such termination, Customer shall destroy or return to Juniper all copies of the Software and related documentation in Customer's possession or control.

10. **Taxes.** All license fees payable under this agreement are exclusive of tax. Customer shall be responsible for paying Taxes arising from the purchase of the license, or importation or use of the Software. If applicable, valid exemption documentation for each taxing jurisdiction shall be provided to Juniper prior to invoicing, and Customer shall promptly notify Juniper if their exemption is revoked or modified. All payments made by Customer shall be net of any applicable withholding tax. Customer will provide reasonable assistance to Juniper in connection with such withholding taxes by promptly: providing Juniper with valid tax receipts and other required documentation showing Customer's payment of any withholding taxes; completing appropriate applications that would reduce the amount of withholding tax to be paid; and notifying and assisting Juniper in any audit or tax proceeding related to transactions hereunder. Customer shall comply with all applicable tax laws and regulations, and Customer will promptly pay or reimburse Juniper for all costs and damages related to any liability incurred by Juniper as a result of Customer's non-compliance or delay with its responsibilities herein. Customer's obligations under this Section shall survive termination or expiration of this Agreement.

11. **Export.** Customer agrees to comply with all applicable export laws and restrictions and regulations of any United States and any applicable foreign agency or authority, and not to export or re-export the Software or any direct product thereof in violation of any such restrictions, laws or regulations, or without all necessary approvals. Customer shall be liable for any such violations. The version of the Software supplied to Customer may contain encryption or other capabilities restricting Customer's ability to export the Software without an export license.

12. **Commercial Computer Software.** The Software is "commercial computer software" and is provided with restricted rights. Use, duplication, or disclosure by the United States government is subject to restrictions set forth in this Agreement and as provided in DFARS 227.7201 through 227.7202-4, FAR 12.212, FAR 27.405(b)(2), FAR 52.227-19, or FAR 52.227-14(ALT III) as applicable.

13. **Interface Information.** To the extent required by applicable law, and at Customer's written request, Juniper shall provide Customer with the interface information needed to achieve interoperability between the Software and another independently created program, on payment of applicable fee, if any. Customer shall observe strict obligations of confidentiality with respect to such information and shall use such information in compliance with any applicable terms and conditions upon which Juniper makes such information available.

14. **Third Party Software.** Any licensor of Juniper whose software is embedded in the Software and any supplier of Juniper whose products or technology are embedded in (or services are accessed by) the Software shall be a third party beneficiary with respect to this Agreement, and such licensor or vendor shall have the right to enforce this Agreement in its own name as if it were Juniper. In addition, certain third party software may be provided with the Software and is subject to the accompanying license(s), if any, of its respective owner(s). To the extent portions of the Software are distributed under and subject to open source licenses obligating Juniper to make the source code for such portions publicly available (such as the GNU General Public License ("GPL") or the GNU Library General Public License ("LGPL")), Juniper will make such source code portions (including Juniper modifications, as appropriate) available upon request for a period of up to three years from the date of distribution. Such request can be made in writing to Juniper Networks, Inc., 1194 N. Mathilda Ave., Sunnyvale, CA 94089, ATTN: General Counsel. You may obtain a copy of the GPL at <http://www.gnu.org/licenses/gpl.html>, and a copy of the LGPL at <http://www.gnu.org/licenses/lgpl.html>.

15. **Miscellaneous.** This Agreement shall be governed by the laws of the State of California without reference to its conflicts of laws principles. The provisions of the U.N. Convention for the International Sale of Goods shall not apply to this Agreement. For any disputes arising under this Agreement, the Parties hereby consent to the personal and exclusive jurisdiction of, and venue in, the state and federal courts within Santa Clara County, California. This Agreement constitutes the entire and sole agreement between Juniper and the Customer with respect to the Software, and supersedes all prior and contemporaneous

agreements relating to the Software, whether oral or written (including any inconsistent terms contained in a purchase order), except that the terms of a separate written agreement executed by an authorized Juniper representative and Customer shall govern to the extent such terms are inconsistent or conflict with terms contained herein. No modification to this Agreement nor any waiver of any rights hereunder shall be effective unless expressly assented to in writing by the party to be charged. If any portion of this Agreement is held invalid, the Parties agree that such invalidity shall not affect the validity of the remainder of this Agreement. This Agreement and associated documentation has been written in the English language, and the Parties agree that the English version will govern. (For Canada: Les parties aux présentes confirment leur volonté que cette convention de même que tous les documents y compris tout avis qui s'y rattache, soient rédigés en langue anglaise. (Translation: The parties confirm that this Agreement and all related documentation is and will be in the English language)).



# Abbreviated Table of Contents

	About This Guide	iv
<b>Part 1</b>	<b>Overview</b>	
Chapter 1	Configuring System Log Messages	3
<b>Part 2</b>	<b>System Log Messages</b>	
Chapter 2	ACCT System Log Messages	57
Chapter 3	ANCPD System Log Messages	61
Chapter 4	ANTISPAM System Log Messages	63
Chapter 5	APPIDD System Log Messages	65
Chapter 6	APPPXY System Log Messages	67
Chapter 7	ASP System Log Messages	69
Chapter 8	AUDITD System Log Messages	97
Chapter 9	AUTHD System Log Messages	101
Chapter 10	AUTOCONFD System Log Messages	103
Chapter 11	AUTOD System Log Messages	105
Chapter 12	AV System Log Messages	107
Chapter 13	BFDD System Log Messages	113
Chapter 14	BOOTPD System Log Messages	115
Chapter 15	CFMD System Log Messages	121
Chapter 16	CHASSISD System Log Messages	123
Chapter 17	CONTENT System Log Messages	191
Chapter 18	COSD System Log Messages	193
Chapter 19	DCD System Log Messages	205
Chapter 20	DFCD System Log Messages	209
Chapter 21	DFWD System Log Messages	211
Chapter 22	DHCPD System Log Messages	213
Chapter 23	DYNAMIC System Log Messages	217
Chapter 24	ESWD System Log Messages	223
Chapter 25	EVENTD System Log Messages	229
Chapter 26	FLOW System Log Messages	235
Chapter 27	FPCLOGIN System Log Messages	237
Chapter 28	FSAD System Log Messages	239
Chapter 29	FUD System Log Messages	249
Chapter 30	FWAUTH System Log Messages	253

Chapter 31	HNCACHED System Log Messages	257
Chapter 32	ICCPD System Log Messages	259
Chapter 33	IDP System Log Messages	261
Chapter 34	JADE System Log Messages	263
Chapter 35	JCS System Log Messages	265
Chapter 36	JDIAMETERD System Log Messages	271
Chapter 37	JSRPD System Log Messages	273
Chapter 38	KMD System Log Messages	275
Chapter 39	L2ALD System Log Messages	297
Chapter 40	L2CPD System Log Messages	305
Chapter 41	L2TPD System Log Messages	313
Chapter 42	LACPD System Log Messages	339
Chapter 43	LFMD System Log Messages	341
Chapter 44	LIBESPTASK System Log Messages	343
Chapter 45	LIBJNX System Log Messages	345
Chapter 46	LIBMSRPC System Log Messages	353
Chapter 47	LICENSE System Log Messages	355
Chapter 48	LLDPD System Log Messages	359
Chapter 49	LOGIN System Log Messages	361
Chapter 50	LPDFD System Log Messages	365
Chapter 51	LRMUX System Log Messages	367
Chapter 52	MCSNOOPD System Log Messages	369
Chapter 53	MIB2D System Log Messages	371
Chapter 54	MPLS_OAM System Log Messages	377
Chapter 55	NEXTHOP System Log Messages	381
Chapter 56	NSD System Log Messages	383
Chapter 57	NSTRACED System Log Messages	385
Chapter 58	PFE System Log Messages	387
Chapter 59	PFED System Log Messages	395
Chapter 60	PGCPD System Log Messages	397
Chapter 61	PING System Log Messages	399
Chapter 62	PPMD System Log Messages	403
Chapter 63	PPPD System Log Messages	405
Chapter 64	PROFILER System Log Messages	411
Chapter 65	RDD System Log Messages	413
Chapter 66	RMOPD System Log Messages	417
Chapter 67	RPD System Log Messages	421
Chapter 68	RT System Log Messages	475
Chapter 69	RTLOG System Log Messages	493
Chapter 70	RTLOGD System Log Messages	495
Chapter 71	RTPERF System Log Messages	497
Chapter 72	SAVAL System Log Messages	499
Chapter 73	SDXD System Log Messages	501
Chapter 74	SNMP System Log Messages	505



Chapter 75	SNMPD System Log Messages	509
Chapter 76	SPD System Log Messages	519
Chapter 77	TASK System Log Messages	525
Chapter 78	TFTPD System Log Messages	533
Chapter 79	UI System Log Messages	537
Chapter 80	VCCPD System Log Messages	559
Chapter 81	VRRPD System Log Messages	563
Chapter 82	WEB System Log Messages	567

**Part 3****Index**

---

Index	575
-------	-----



# Table of Contents

<b>About This Guide</b>	<b>iv</b>
JUNOS Documentation and Release Notes .....	lv
Objectives .....	lvi
Audience .....	lvi
Supported Platforms .....	lvi
Using the Examples in This Manual .....	lvii
Merging a Full Example .....	lvii
Merging a Snippet .....	lviii
Documentation Conventions .....	lviii
Documentation Feedback .....	lx
Requesting Technical Support .....	lx
Self-Help Online Tools and Resources .....	lxi
Opening a Case with JTAC .....	lxi

## Part 1

### Overview

#### Chapter 1

<b>Configuring System Log Messages</b>	<b>3</b>
System Logging Configuration Statements .....	4
Minimum and Default System Logging Configuration .....	4
Minimum System Logging Configuration .....	5
Default System Log Settings .....	5
Configuring System Logging for a Single-Chassis System .....	7
Specifying the Facility and Severity of Messages to Include in the Log .....	9
Directing Messages to a Log File .....	11
Logging Messages in Structured-Data Format .....	12
Directing Messages to a User Terminal .....	12
Directing Messages to the Console .....	13
Directing Messages to a Remote Machine or the Other Routing Engine .....	13
Specifying an Alternative Source Address for System Log Messages .....	14
Changing the Alternative Facility Name for Remote Messages .....	14
Examples: Assigning an Alternative Facility .....	16
Adding a Text String to System Log Messages .....	17
Adding a String .....	17
Configuring the Size and Number of Log Files .....	18
Including Priority Information in System Log Messages .....	19

Including the Year or Millisecond in Timestamps .....	22
Using Regular Expressions to Refine the Set of Logged Messages .....	23
Disabling Logging of a Facility .....	25
Examples: Configuring System Logging .....	25
Configuring System Logging for a Routing Matrix .....	28
Configuring Message Forwarding in the Routing Matrix .....	29
Messages Logged When Local and Forwarded Severity Level Are the Same .....	30
Messages Logged When Local Severity Level Is Lower .....	31
Messages Logged When Local Severity Level Is Higher .....	32
Configuring Optional Features for Forwarded Messages .....	33
Including Priority Information in Forwarded Messages .....	33
Adding a Text String to Forwarded Messages .....	34
Using Regular Expressions to Refine the Set of Forwarded Messages .....	34
Directing Messages to a Remote Destination from the Routing Matrix .....	34
Configuring System Logging Differently on Each Platform .....	35
Displaying and Interpreting System Log Messages .....	37
Displaying a Log File from a Single-Chassis System .....	37
Displaying a Log File from a Routing Matrix .....	37
Interpreting System Log Messages .....	38
Interpreting Messages Generated in Structured-Data Format .....	38
Interpreting Messages Generated in Standard Format by a JUNOS Process or Library .....	43
Interpreting Messages Generated in Standard Format by Services on a PIC .....	44
Format of the message-source Field .....	45
The message-source Field on a Single-Chassis System .....	45
The message-source Field on a TX Matrix Platform .....	45
The message-source Field on a T640 Routing Node in a Routing Matrix .....	47
Examples: Displaying a Log File .....	48
Getting Help About System Log Messages .....	49
Displaying and Interpreting System Log Message Descriptions .....	49
Examples: Displaying System Log Message Descriptions .....	51

## Part 2

## System Log Messages

### Chapter 2

### ACCT System Log Messages

**57**

ACCT_ACCOUNTING_FERROR .....	57
ACCT_ACCOUNTING_FOPEN_ERROR .....	57
ACCT_ACCOUNTING_SMALL_FILE_SIZE .....	57
ACCT_BAD_RECORD_FORMAT .....	57
ACCT_CU_RTSLIB_ERROR .....	58
ACCT_FORK_ERR .....	58
ACCT_FORK_LIMIT_EXCEEDED .....	58

	ACCT_GETHOSTNAME_ERROR .....	58
	ACCT_MALLOC_FAILURE .....	58
	ACCT_UNDEFINED_COUNTER_NAME .....	59
	ACCT_XFER_FAILED .....	59
	ACCT_XFER_POPEN_FAIL .....	59
<b>Chapter 3</b>	<b>ANCPD System Log Messages</b>	<b>61</b>
	ANCPD_COMMAND_OPTIONS .....	61
<b>Chapter 4</b>	<b>ANTISPAM System Log Messages</b>	<b>63</b>
	ANTISPAM_SPAM_DETECTED .....	63
	ANTISPAM_SPAM_DETECTED_MT .....	63
<b>Chapter 5</b>	<b>APPIDD System Log Messages</b>	<b>65</b>
	APPIDD_SCHEDULED_UPDATE_FAILED .....	65
<b>Chapter 6</b>	<b>APPPXY System Log Messages</b>	<b>67</b>
	APPPXY_RESOURCE_OVERUSED .....	67
	APPPXY_RESOURCE_OVERUSED_MT .....	67
	APPPXY_SESSION_ABORT .....	67
	APPPXY_SESSION_ABORT_MT .....	68
<b>Chapter 7</b>	<b>ASP System Log Messages</b>	<b>69</b>
	ASP_COS_RULE_MATCH .....	69
	ASP_IDS_HOST_RATE .....	69
	ASP_IDS_HOST_RATE_APP .....	69
	ASP_IDS_INV_CLEAR_QUERY .....	70
	ASP_IDS_INV_CLEAR_QUERY_VER .....	70
	ASP_IDS_INV_SHOW_QUERY .....	70
	ASP_IDS_INV_SHOW_QUERY_VER .....	70
	ASP_IDS_LIMIT_FLOW_RATE_BY_DEST .....	71
	ASP_IDS_LIMIT_FLOW_RATE_BY_PAIR .....	71
	ASP_IDS_LIMIT_FLOW_RATE_BY_SRC .....	71
	ASP_IDS_LIMIT_OPEN_FLOWS_BY_DEST .....	72
	ASP_IDS_LIMIT_OPEN_FLOWS_BY_PAIR .....	72
	ASP_IDS_LIMIT_OPEN_FLOWS_BY_SRC .....	72
	ASP_IDS_LIMIT_PKT_RATE_BY_DEST .....	73
	ASP_IDS_LIMIT_PKT_RATE_BY_PAIR .....	73
	ASP_IDS_LIMIT_PKT_RATE_BY_SRC .....	73
	ASP_IDS_NO_MEM_SHOW_CMD .....	74
	ASP_IDS_NULL_CLEAR_QUERY .....	74
	ASP_IDS_NULL_SHOW_QUERY .....	74

ASP_IDS_RULE_MATCH .....	74
ASP_IDS_SYN_COOKIE_OFF .....	75
ASP_IDS_SYN_COOKIE_ON .....	75
ASP_IDS_TCP_SYN_ATTACK .....	75
ASP_L2TP_MESSAGE_INCOMPLETE .....	76
ASP_L2TP_NO_MEM .....	76
ASP_L2TP_OBJ_CAC_FAIL .....	76
ASP_L2TP_STATS_BULK_QUERY_FAILED .....	76
ASP_L2TP_STATS_VERSION_INVALID .....	76
ASP_L2TP_TUN_GRP_ADD_FAIL_ALLOC .....	77
ASP_L2TP_TUN_GRP_ADD_FAIL_EXISTS .....	77
ASP_L2TP_TUN_GRP_CHG_FAIL_ALLOC .....	77
ASP_L2TP_TUN_GRP_CHG_FAIL_INVLD .....	77
ASP_L2TP_TUN_GRP_DEL_FAIL_INVLD .....	77
ASP_NAT_OUTOF_ADDRESSES .....	78
ASP_NAT_OUTOF_PORTS .....	78
ASP_NAT_POOL_RELEASE .....	78
ASP_NAT_RULE_MATCH .....	78
ASP_PGCP_IPC_MSG_WRITE_FAILED .....	78
ASP_PGCP_IPC_PIPE_WRITE_FAILED .....	79
ASP_SFW_ALG_LEVEL_ADJUSTED .....	79
ASP_SFW_ALG_PROMOTION_FAILED .....	79
ASP_SFW_APP_MSG_TOO_LONG .....	80
ASP_SFW_CHANGE_INACTIVITY_TIMER .....	80
ASP_SFW_CREATE_ACCEPT_FLOW .....	80
ASP_SFW_CREATE_DISCARD_FLOW .....	81
ASP_SFW_CREATE_REJECT_FLOW .....	81
ASP_SFW_FTP_ACTIVE_ACCEPT .....	81
ASP_SFW_FTP_PASSIVE_ACCEPT .....	82
ASP_SFW_ICMP_ERROR_DROP .....	82
ASP_SFW_ICMP_HEADER_LEN_ERROR .....	82
ASP_SFW_ICMP_PACKET_ERROR_LENGTH .....	83
ASP_SFW_IP_FRAG_ASSEMBLY_TIMEOUT .....	83
ASP_SFW_IP_FRAG_OVERLAP .....	83
ASP_SFW_IP_OPTION_DROP_PACKET .....	83
ASP_SFW_IP_PACKET_CHECKSUM_ERROR .....	84
ASP_SFW_IP_PACKET_DST_BAD .....	84
ASP_SFW_IP_PACKET_FRAG_LEN_INV .....	84
ASP_SFW_IP_PACKET_INCORRECT_LEN .....	85
ASP_SFW_IP_PACKET_LAND_ATTACK .....	85
ASP_SFW_IP_PACKET_NOT_VERSION_4 .....	85
ASP_SFW_IP_PACKET_PROTOCOL_ERROR .....	85
ASP_SFW_IP_PACKET_SRC_BAD .....	86
ASP_SFW_IP_PACKET_TOO_LONG .....	86
ASP_SFW_IP_PACKET_TOO_SHORT .....	86
ASP_SFW_IP_PACKET_TTL_ERROR .....	87
ASP_SFW_NEW_POLICY .....	87
ASP_SFW_NO_IP_PACKET .....	87
ASP_SFW_NO_POLICY .....	87
ASP_SFW_NO_RULE_DROP .....	88
ASP_SFW_PING_DUPLICATED_SEQNO .....	88

ASP_SFW_PING_MISMATCHED_SEQNO .....	88
ASP_SFW_PING_OUTOF_SEQNO_CACHE .....	88
ASP_SFW_POLICY_REJECT .....	89
ASP_SFW_RULE_ACCEPT .....	89
ASP_SFW_RULE_DISCARD .....	89
ASP_SFW_RULE_REJECT .....	90
ASP_SFW_SYN_DEFENSE .....	90
ASP_SFW_TCP_BAD_SYN_COOKIE_RESP .....	90
ASP_SFW_TCP_FLAGS_ERROR .....	91
ASP_SFW_TCP_HEADER_LEN_ERROR .....	91
ASP_SFW_TCP_NON_SYN_FIRST_PACKET .....	91
ASP_SFW_TCP_PORT_ZERO .....	92
ASP_SFW_TCP_RECONSTRUCT_DROP .....	92
ASP_SFW_TCP_SCAN .....	92
ASP_SFW_TCP_SEQNO_AND_FLAGS_ZERO .....	93
ASP_SFW_TCP_SEQNO_ZERO_FLAGS_SET .....	93
ASP_SFW_UDP_HEADER_LEN_ERROR .....	93
ASP_SFW_UDP_PORT_ZERO .....	94
ASP_SFW_UDP_SCAN .....	94
ASP_SFW_VERY_BAD_PACKET .....	94
ASP_SVC_SET_MAX_FLOWS_EXCEEDED .....	94

<b>Chapter 8</b>	<b>AUDITD System Log Messages</b>	<b>97</b>
------------------	-----------------------------------	-----------

AUDITD_RADIUS_AV_ERROR .....	97
AUDITD_RADIUS_OPEN_FAILED .....	97
AUDITD_RADIUS_REQ_CREATE_FAILED .....	97
AUDITD_RADIUS_REQ_DROPPED .....	97
AUDITD_RADIUS_REQ_SEND_ERROR .....	98
AUDITD_RADIUS_REQ_TIMED_OUT .....	98
AUDITD_RADIUS_SERVER_ADD_ERROR .....	98
AUDITD_SOCKET_FAILURE .....	99

<b>Chapter 9</b>	<b>AUTHD System Log Messages</b>	<b>101</b>
------------------	----------------------------------	------------

AUTOCONFD_AUTHENTICATE_LICENSE .....	101
--------------------------------------	-----

<b>Chapter 10</b>	<b>AUTOCONFD System Log Messages</b>	<b>103</b>
-------------------	--------------------------------------	------------

AUTOCONFD_AUTHENTICATE_LICENSE .....	103
--------------------------------------	-----

<b>Chapter 11</b>	<b>AUTOD System Log Messages</b>	<b>105</b>
-------------------	----------------------------------	------------

AUTOD_BIND_FAILURE .....	105
AUTOD_HOSTNAME_EXPANSION_FAILURE .....	105
AUTOD_RECV_FAILURE .....	105
AUTOD_RES_MKQUERY_FAILURE .....	106

AUTOD_SEND_FAILURE .....	106
AUTOD_SOCKET_CREATE_FAILURE .....	106

**Chapter 12****AV System Log Messages 107**

AV_HUGE_FILE_DROPPED .....	107
AV_HUGE_FILE_DROPPED_MT .....	107
AV_HUGE_FILE_NOT_SCANNED .....	107
AV_HUGE_FILE_NOT_SCANNED_MT .....	108
AV_MANY_MSGS_DROPPED .....	108
AV_MANY_MSGS_DROPPED_MT .....	108
AV_MANY_MSGS_NOT_SCANNED .....	108
AV_MANY_MSGS_NOT_SCANNED_MT .....	109
AV_PATTERN_GET_FAILED .....	109
AV_PATTERN_KEY_EXPIRED .....	109
AV_PATTERN_KL_CHECK_FAILED .....	109
AV_PATTERN_TOO_BIG .....	110
AV_PATTERN_UPDATED .....	110
AV_PATTERN_WRITE_FS_FAILED .....	110
AV_SCANNER_DROP_FILE .....	110
AV_SCANNER_DROP_FILE_MT .....	111
AV_SCANNER_ERROR_SKIPPED .....	111
AV_SCANNER_ERROR_SKIPPED_MT .....	111
AV_SCANNER_READY .....	111
AV_VIRUS_DETECTED .....	111
AV_VIRUS_DETECTED_MT .....	112

**Chapter 13****BFDD System Log Messages 113**

BFDD_MIRROR_ERROR .....	113
BFDD_MIRROR_VERSION_MISMATCH .....	113
BFDD_READ_ERROR .....	113
BFDD_TRAP_STATE_DOWN .....	114
BFDD_TRAP_STATE_UP .....	114
BFDD_WRITE_ERROR .....	114

**Chapter 14****BOOTPD System Log Messages 115**

BOOTPD_ARG_ERR .....	115
BOOTPD_BAD_ID .....	115
BOOTPD_BOOTSTRING .....	115
BOOTPD_CONFIG_ERR .....	116
BOOTPD_CONF_OPEN .....	116
BOOTPD_DUP_PIC_SLOT .....	116
BOOTPD_DUP_REV .....	116
BOOTPD_DUP_SLOT .....	117
BOOTPD_HWDB_ERROR .....	117
BOOTPD_MODEL_CHK .....	117
BOOTPD_MODEL_ERR .....	117



BOOTPD_NEW_CONF .....	118
BOOTPD_NO_BOOTSTRING .....	118
BOOTPD_NO_CONFIG .....	118
BOOTPD_PARSE_ERR .....	118
BOOTPD_REPARSE .....	118
BOOTPD_SELECT_ERR .....	119
BOOTPD_TIMEOUT .....	119

**Chapter 15****CFMD System Log Messages 121**

CFMD_CCM_DEFECT_CROSS_CONNECT .....	121
CFMD_CCM_DEFECT_ERROR .....	121
CFMD_CCM_DEFECT_MAC_STATUS .....	121
CFMD_CCM_DEFECT_NONE .....	122
CFMD_CCM_DEFECT_RDI .....	122
CFMD_CCM_DEFECT_RMEP .....	122
CFMD_CCM_DEFECT_UNKNOWN .....	122

**Chapter 16****CHASSISD System Log Messages 123**

CHASSISD_ANTICF_PIM_CHECK_FAILED .....	123
CHASSISD_ANTICF_RE_CHECK_FAILED .....	123
CHASSISD_ANTICF_RE_ROM_READ_FAIL .....	123
CHASSISD_ANTICF_RE_SHA_READ_FAIL .....	123
CHASSISD_ANTICF_ROM_READ_FAILED .....	124
CHASSISD_ANTICF_SHA_READ_FAILED .....	124
CHASSISD_ARGUMENT_ERROR .....	124
CHASSISD_BLOWERS_SPEED .....	124
CHASSISD_BLOWERS_SPEED_FULL .....	125
CHASSISD_BLOWERS_SPEED_MEDIUM .....	125
CHASSISD_BUS_DEVICE_OPEN_FAILURE .....	125
CHASSISD_CB_CLOCK_CHECKSUM .....	125
CHASSISD_CB_MASTER_BP_IGNORED .....	125
CHASSISD_CB_READ .....	126
CHASSISD_CB_RE_ONLINE_BP_IGNORED .....	126
CHASSISD_CFEB_POWER_FAILURE .....	126
CHASSISD_CLEAR_CONFIG_ERROR .....	126
CHASSISD_CLOCK_FAILURE .....	127
CHASSISD_CLOCK_NOTICE .....	127
CHASSISD_CMB_READBACK_ERROR .....	127
CHASSISD_COMMAND_ACK_ERROR .....	127
CHASSISD_COMMAND_ACK_SFM_ERROR .....	128
CHASSISD_CONCAT_MODE_ERROR .....	128
CHASSISD_CONFIG_ACCESS_ERROR .....	128
CHASSISD_CONFIG_CHANGE_IFDEV_DEL .....	129
CHASSISD_CONFIG_INIT_ERROR .....	129
CHASSISD_CONFIG_WARNING .....	129
CHASSISD_DEVICE_OPEN_ERROR .....	129
CHASSISD_EXEC_ERROR .....	129
CHASSISD_EXISTS .....	130

CHASSISD_EXISTS_TERM_OTHER .....	130
CHASSISD_FAN_FAILURE .....	130
CHASSISD_FASIC_CONFIG_COMPLETE .....	130
CHASSISD_FASIC_FTOKEN_ERROR .....	131
CHASSISD_FASIC_FTOKEN_INIT_ERROR .....	131
CHASSISD_FASIC_HSL_CONFIG_ERROR .....	131
CHASSISD_FASIC_HSL_LINK_ERROR .....	131
CHASSISD_FASIC_INIT_ERROR .....	131
CHASSISD_FASIC_INPUT_DROP .....	132
CHASSISD_FASIC_OUTPUT_DROP .....	132
CHASSISD_FASIC_PIO_READ_ERROR .....	132
CHASSISD_FASIC_PIO_WRITE_ERROR .....	133
CHASSISD_FASIC_PLL_ERROR .....	133
CHASSISD_FASIC_RESET_ERROR .....	133
CHASSISD_FASIC_SRAM_ERROR .....	133
CHASSISD_FASIC_VERSION_ERROR .....	133
CHASSISD_FCHIP_CONFIG_COMPLETE .....	134
CHASSISD_FCHIP_CONFIG_MD_ERROR .....	134
CHASSISD_FCHIP_CONFIG_RATE_ERROR .....	134
CHASSISD_FCHIP_CONFIG_READ_ERROR .....	134
CHASSISD_FCHIP_FTOKEN_ERROR .....	134
CHASSISD_FCHIP_FTOKEN_INIT_ERROR .....	135
CHASSISD_FCHIP_HSR_ERROR .....	135
CHASSISD_FCHIP_HSR_INIT_ERROR .....	135
CHASSISD_FCHIP_HSR_INIT_LINK_ERR .....	135
CHASSISD_FCHIP_HSR_RESET_ERROR .....	135
CHASSISD_FCHIP_HST_ERROR .....	136
CHASSISD_FCHIP_HST_INIT_ERROR .....	136
CHASSISD_FCHIP_HST_INIT_LINK_ERR .....	136
CHASSISD_FCHIP_HST_RESET_ERROR .....	136
CHASSISD_FCHIP_INIT_ERROR .....	136
CHASSISD_FCHIP_LINK_ERROR .....	137
CHASSISD_FCHIP_MONITOR_ERROR .....	137
CHASSISD_FCHIP_PIO_READ_ERROR .....	137
CHASSISD_FCHIP_PIO_WRITE_ERROR .....	137
CHASSISD_FCHIP_POLL_ERROR .....	137
CHASSISD_FCHIP_RATE_ERROR .....	138
CHASSISD_FCHIP_SIB_NOT_STARTED .....	138
CHASSISD_FCHIP_VERSION_ERROR .....	138
CHASSISD_FEB_REVERSION .....	138
CHASSISD_FEB_SWITCHOVER .....	139
CHASSISD_FHSR_READ_REG_ERROR .....	139
CHASSISD_FHSR_WRITE_REG_ERROR .....	139
CHASSISD_FHST_READ_REG_ERROR .....	139
CHASSISD_FHST_WRITE_REG_ERROR .....	139
CHASSISD_FILE_OPEN .....	140
CHASSISD_FILE_STAT .....	140
CHASSISD_FM_BAD_STATE .....	140
CHASSISD_FM_ERROR .....	140
CHASSISD_FM_ERROR_CLOS_F13_HSR .....	140
CHASSISD_FM_ERROR_CLOS_F13_HST .....	141

CHASSISD_FM_ERROR_CLOS_F2_HSR .....	141
CHASSISD_FM_ERROR_CLOS_F2_HST .....	141
CHASSISD_FM_ERROR_F13_FB_HSR_TXP .....	142
CHASSISD_FM_ERROR_F13_FB_RX_VC .....	142
CHASSISD_FM_ERROR_F13_FB_TXP .....	142
CHASSISD_FM_ERROR_F13_FB_TX_VC .....	143
CHASSISD_FM_ERROR_F13_VC_PWR .....	143
CHASSISD_FM_ERROR_SIB_L_FB_HSR .....	143
CHASSISD_FM_ERROR_SIB_L_FB_RX_VC .....	144
CHASSISD_FM_ERROR_SIB_L_FB_SMF .....	144
CHASSISD_FM_ERROR_SIB_L_FB_TXP .....	144
CHASSISD_FM_ERROR_SIB_L_FB_TX_VC .....	145
CHASSISD_FM_ERROR_SIB_L_HSR_PFE .....	145
CHASSISD_FM_ERROR_SIB_L_HSR_TXP .....	145
CHASSISD_FM_ERROR_SIB_L_MISMATCH .....	146
CHASSISD_FM_ERROR_SIB_L_VC_PWR .....	146
CHASSISD_FM_ERROR_SIB_S_FB_HSR .....	146
CHASSISD_FM_ERROR_SIB_S_FB_SMF .....	146
CHASSISD_FM_MEMORY_ERROR .....	147
CHASSISD_FM_SIB_ERROR .....	147
CHASSISD_FM_SIB_FPC_TYPE_ERROR .....	147
CHASSISD_FPC_NOT_FOUND .....	147
CHASSISD_FPC_PIC_DETECT_TIMEOUT .....	148
CHASSISD_FPC_TYPE_SIB_TYPE_ERROR .....	148
CHASSISD_FRU_ALREADY_OFFLINE .....	148
CHASSISD_FRU_ALREADY_ONLINE .....	148
CHASSISD_FRU_EVENT .....	149
CHASSISD_FRU_INVALID_SLOT .....	149
CHASSISD_FRU_IO_ERROR .....	149
CHASSISD_FRU_IO_OFFSET_ERROR .....	149
CHASSISD_FRU_IPC_WRITE_ERROR .....	149
CHASSISD_FRU_OFFLINE_FAILED .....	150
CHASSISD_FRU_OFFLINE_NOTICE .....	150
CHASSISD_FRU_OFFLINE_TIMEOUT .....	150
CHASSISD_FRU_ONLINE_TIMEOUT .....	150
CHASSISD_FRU_STEP_ERROR .....	151
CHASSISD_FRU_UNRESPONSIVE .....	151
CHASSISD_FRU_UNRESPONSIVE_RETRY .....	151
CHASSISD_FRU_UNSUPPORTED .....	151
CHASSISD_FRU_VERSION_MISMATCH .....	151
CHASSISD_GASIC_ID_ERROR .....	152
CHASSISD_GBUS_NOT_READY .....	152
CHASSISD_GBUS_READBACK_ERROR .....	152
CHASSISD_GBUS_RESET_EVENT .....	152
CHASSISD_GBUS_SANITY_ERROR .....	153
CHASSISD_GENERIC_ERROR .....	153
CHASSISD_GENERIC_WARNING .....	153
CHASSISD_GETTIMEOFDAY .....	153
CHASSISD_GRES_UNSUPP_PIC .....	153
CHASSISD_HIGH_TEMP_CONDITION .....	154
CHASSISD_HOST_TEMP_READ .....	154

CHASSISD_HSR_CONFIG_READ_ERROR .....	154
CHASSISD_HSR_CONFIG_WRITE_ERROR .....	154
CHASSISD_HSR_ELEMENTS_ERROR .....	154
CHASSISD_HSR_FIFO_ERROR .....	155
CHASSISD_I2CS_READBACK_ERROR .....	155
CHASSISD_I2C_BAD_IDEEPROM_FORMAT .....	155
CHASSISD_I2C_FIC_PRESENCE_READ .....	155
CHASSISD_I2C_GENERIC_ERROR .....	156
CHASSISD_I2C_INVALID_ASSEMBLY_ID .....	156
CHASSISD_I2C_IOCTL_FAILURE .....	156
CHASSISD_I2C_IO_FAILURE .....	156
CHASSISD_I2C_MIDPLANE_CORRUPT .....	157
CHASSISD_I2C_RANGE_ERROR .....	157
CHASSISD_I2C_READ_ERROR .....	157
CHASSISD_I2C_WRITE_ERROR .....	157
CHASSISD_IDEEPROM_READ_ERROR .....	158
CHASSISD_IFDEV_CREATE_FAILURE .....	158
CHASSISD_IFDEV_CREATE_NOTICE .....	158
CHASSISD_IFDEV_DETACH_ALL_PSEUDO .....	158
CHASSISD_IFDEV_DETACH_FPC .....	158
CHASSISD_IFDEV_DETACH_PIC .....	159
CHASSISD_IFDEV_DETACH_PSEUDO .....	159
CHASSISD_IFDEV_DETACH_TLV_ERROR .....	159
CHASSISD_IFDEV_GETBYNAME_NOTICE .....	159
CHASSISD_IFDEV_GET_BY_INDEX_FAIL .....	160
CHASSISD_IFDEV_GET_BY_NAME_FAIL .....	160
CHASSISD_IFDEV_NO_MEMORY .....	160
CHASSISD_IFDEV_RETRY_NOTICE .....	160
CHASSISD_IFDEV_RTSLIB_FAILURE .....	161
CHASSISD_IOCTL_FAILURE .....	161
CHASSISD_IPC_ANNOUNCE_TIMEOUT .....	161
CHASSISD_IPC_CONNECTION_DROPPED .....	161
CHASSISD_IPC_DAEMON_WRITE_ERROR .....	161
CHASSISD_IPC_ERROR .....	162
CHASSISD_IPC_FLUSH_ERROR .....	162
CHASSISD_IPC_MSG_DROPPED .....	162
CHASSISD_IPC_MSG_ERROR .....	163
CHASSISD_IPC_MSG_FRU_NOT_FOUND .....	163
CHASSISD_IPC_MSG_QFULL_ERROR .....	163
CHASSISD_IPC_MSG_UNHANDLED .....	163
CHASSISD_IPC_UNEXPECTED_MSG .....	164
CHASSISD_IPC_UNEXPECTED_RECV .....	164
CHASSISD_IPC_WRITE_ERROR .....	164
CHASSISD_IPC_WRITE_ERR_NO_PIPE .....	164
CHASSISD_IPC_WRITE_ERR_NULL_ARGS .....	164
CHASSISD_ISSU_BLOB_ERROR .....	165
CHASSISD_ISSU_DAEMON_ERROR .....	165
CHASSISD_ISSU_ERROR .....	165
CHASSISD_ISSU_FRU_ERROR .....	165
CHASSISD_ISSU_FRU_IPC_ERROR .....	165
CHASSISD_JTREE_ERROR .....	166

CHASSISD_LCC_RELEASE_MASTERSHIP .....	166
CHASSISD_LOST_MASTERSHIP .....	166
CHASSISD_MAC_ADDRESS_AE_ERROR .....	166
CHASSISD_MAC_ADDRESS_CBP_ERROR .....	167
CHASSISD_MAC_ADDRESS_ERROR .....	167
CHASSISD_MAC_ADDRESS_FABRIC_ERR .....	167
CHASSISD_MAC_ADDRESS_IRB_ERROR .....	167
CHASSISD_MAC_ADDRESS_PIP_ERROR .....	167
CHASSISD_MAC_ADDRESS_VLAN_ERROR .....	168
CHASSISD_MAC_DEFAULT .....	168
CHASSISD_MALLOC_FAILURE .....	168
CHASSISD_MASTER_PCG_REMOVED .....	168
CHASSISD_MASTER_SCG_REMOVED .....	168
CHASSISD_MBUS_ERROR .....	169
CHASSISD_MCHASSIS_SWITCH_WARNING .....	169
CHASSISD_MCS_INTR_ERROR .....	169
CHASSISD_MGR_CONNECT .....	170
CHASSISD_MIC_OFFLINE_NOTICE .....	170
CHASSISD_MULTILINK_BUNDLES_ERROR .....	170
CHASSISD_NO_PCGS .....	170
CHASSISD_NO_SCGS .....	170
CHASSISD_OFFLINE_NOTICE .....	171
CHASSISD_OID_GEN_FAILED .....	171
CHASSISD_OVER_TEMP_CONDITION .....	171
CHASSISD_OVER_TEMP_SHUTDOWN_TIME .....	171
CHASSISD_PARSE_COMPLETE .....	172
CHASSISD_PCI_ERROR .....	172
CHASSISD_PEER_UNCONNECTED .....	172
CHASSISD_PEM_BREAKER_TRIP .....	172
CHASSISD_PEM_IMPROPER .....	173
CHASSISD_PEM_INPUT_BAD .....	173
CHASSISD_PEM_NOT_SUFFICIENT .....	173
CHASSISD_PEM_OVERLOAD .....	173
CHASSISD_PEM_TEMPERATURE .....	174
CHASSISD_PEM_VOLTAGE .....	174
CHASSISD_PIC_CMD_GIVEUP .....	174
CHASSISD_PIC_CMD_TIMEOUT .....	174
CHASSISD_PIC_CONFIG_ERROR .....	175
CHASSISD_PIC_HWERROR .....	175
CHASSISD_PIC_OFFLINE_NOTICE .....	175
CHASSISD_PIC_OID_GEN_FAILED .....	175
CHASSISD_PIC_OID_UNKNOWN .....	176
CHASSISD_PIC_RESET_ON_SWITCHOVER .....	176
CHASSISD_PIC_SPEED_INVALID .....	176
CHASSISD_PIC_VERSION_ERROR .....	176
CHASSISD_PIDFILE_OPEN .....	177
CHASSISD_PIPE_WRITE_ERROR .....	177
CHASSISD_POWER_CHECK .....	177
CHASSISD_POWER_EVENT .....	177
CHASSISD_POWER_RATINGS_EXCEEDED .....	177
CHASSISD_PSD_RELEASE_MASTERSHIP .....	178

CHASSISD_PSU_ERROR .....	178
CHASSISD_PSU_FAN_FAIL .....	178
CHASSISD_PSU_INPUT_BAD .....	178
CHASSISD_PSU_OVERLOAD .....	179
CHASSISD_PSU_TEMPERATURE .....	179
CHASSISD_PSU_VOLTAGE .....	179
CHASSISD_RANGE_CHECK .....	179
CHASSISD_RECONNECT_SUCCESSFUL .....	180
CHASSISD_RELEASE_MASTERSHIP .....	180
CHASSISD_RE_INIT_INVALID_RE_SLOT .....	180
CHASSISD_RE_OVER_TEMP_CONDITION .....	180
CHASSISD_RE_OVER_TEMP_SHUTDOWN .....	180
CHASSISD_RE_OVER_TEMP_WARNING .....	181
CHASSISD_RE_WARM_TEMP_CONDITION .....	181
CHASSISD_ROOT_MOUNT_ERROR .....	181
CHASSISD_RTS_SEQ_ERROR .....	181
CHASSISD_SBOARD_VERSION_MISMATCH .....	182
CHASSISD_SENSOR_RANGE_NOTICE .....	182
CHASSISD_SERIAL_ID .....	182
CHASSISD_SFM_MODE_ERROR .....	182
CHASSISD_SFM_NOT_ONLINE .....	183
CHASSISD_SHUTDOWN_NOTICE .....	183
CHASSISD_SIB_INVALID_SLOT .....	183
CHASSISD_SIGPIPE .....	183
CHASSISD_SMB_ERROR .....	184
CHASSISD_SMB_INVALID_PS .....	184
CHASSISD_SMB_IOCTL_FAILURE .....	184
CHASSISD_SMB_READ_FAILURE .....	184
CHASSISD_SNMP_TRAP1 .....	185
CHASSISD_SNMP_TRAP10 .....	185
CHASSISD_SNMP_TRAP6 .....	185
CHASSISD_SNMP_TRAP7 .....	185
CHASSISD_SPMB_RESTART .....	185
CHASSISD_SPMB_RESTART_TIMEOUT .....	186
CHASSISD_SSB_FAILOVERS .....	186
CHASSISD_STANDALONE_FPC_NOTICE .....	186
CHASSISD_SYSCTL_ERROR .....	186
CHASSISD_TEMP_HOT_NOTICE .....	186
CHASSISD_TEMP_SENSOR_FAILURE .....	187
CHASSISD_TERM_SIGNAL .....	187
CHASSISD_TIMER_CLR_ERR .....	187
CHASSISD_TIMER_ERR .....	187
CHASSISD_TIMER_VAL_ERR .....	188
CHASSISD_UNEXPECTED_EXIT .....	188
CHASSISD_UNEXPECTED_VALUE .....	188
CHASSISD_UNSUPPORTED_FPC .....	188
CHASSISD_UNSUPPORTED_MODEL .....	188
CHASSISD_UNSUPPORTED_PIC .....	189
CHASSISD_UNSUPPORTED_PIC_MODE .....	189
CHASSISD_UNSUPPORTED_SIB .....	189
CHASSISD_VERSION_MISMATCH .....	189

CHASSISD_VOLTAGE_READ_FAILED .....	190
CHASSISD_VOLTAGE_SENSOR_INIT .....	190

## **Chapter 17** **CONTENT System Log Messages** **191**

CONTENT_FILTERING_BLOCKED .....	191
CONTENT_FILTERING_BLOCKED_MT .....	191

## **Chapter 18** **COSD System Log Messages** **193**

COSD_AGGR_CONFIG_INVALID .....	193
COSD_CHASSIS_SCHED_MAP_INVALID .....	193
COSD_CLASSIFIER_NO_SUPPORT_LSI .....	193
COSD_CONF_OPEN_FAILURE .....	194
COSD_DB_OPEN_FAILED .....	194
COSD_EXACT_RATE_UNSUPP_INTERFACE .....	194
COSD_EXACT_RATE_UNSUPP_SESSION .....	195
COSD_FRAGMENTATION_MAP_CONFLICT .....	195
COSD_HIGH_PRIO_QUEUES_INTERFACE .....	195
COSD_HIGH_PRIO_QUEUES_SESSION .....	196
COSD_HWDB_OPEN_FAILED .....	196
COSD_IFD_OUTPUT_SHAPING_RATE_ERR .....	196
COSD_IFD_SHAPER_ERR .....	197
COSD_INTERFACE_NO_MEDIA .....	197
COSD_L2TP_COS_NOT_CONFIGURED .....	197
COSD_L2TP_COS_NOT_SUPPORTED .....	198
COSD_L2TP_SHAPING_NOT_CONFIGURED .....	198
COSD_LARGE_DELAY_BUFFER_INVALID .....	198
COSD_MALLOC_FAILED .....	199
COSD_MPLS_DSCP_CLASS_NO_SUPPORT .....	199
COSD_MULTILINK_CLASS_CONFLICT .....	199
COSD_RATE_LIMIT_INVALID .....	199
COSD_RATE_LIMIT_NOT_SUPPORTED .....	200
COSD_REWRITE_RULE_LIMIT_EXCEEDED .....	200
COSD_SCHEDULER_MAP_CONFLICT .....	201
COSD_STREAM_IFD_CREATE_FAILURE .....	201
COSD_TIMER_ERROR .....	201
COSD_TRICOLOR_NOT_SUPPORTED .....	201
COSD_TX_QUEUE_RATES_TOO_HIGH .....	202
COSD_UNKNOWN_CLASSIFIER .....	202
COSD_UNKNOWN_REWRITE .....	202
COSD_UNKNOWN_TRANSLATION_TABLE .....	203

## **Chapter 19** **DCD System Log Messages** **205**

DCD_MALLOC_FAILED_INIT .....	205
DCD_PARSE_EMERGENCY .....	205
DCD_PARSE_ERROR_CLOCK .....	205
DCD_PARSE_ERROR_HIER_SCHEDULER .....	206

DCD_PARSE_ERROR_IFLSET .....	206
DCD_PARSE_ERROR_SCHEDULER .....	206
DCD_PARSE_ERROR_SCHEDULER_LIMIT .....	206
DCD_PARSE_ERROR_VLAN_TAGGING .....	207
DCD_PARSE_MINI_EMERGENCY .....	207
DCD_PARSE_STATE_EMERGENCY .....	207

## **Chapter 20      DFCD System Log Messages      209**

DFCD_FTAP_PIC_UNSUPPORTED .....	209
DFCD_GENCFG_MALLOC_FAILED .....	209
DFCD_GENCFG_WRITE_FAILED .....	209
DFCD_LINH_MALLOC_FAILED .....	209
DFCD_LI_NEXT_HOP_ADD_FAILED .....	210
DFCD_NEXT_HOP_ADD_FAILED .....	210
DFCD_NEXT_HOP_DELETE_FAILED .....	210
DFCD_SAMPLE_CLASS_ADD_FAILED .....	210
DFCD_SAMPLE_CLASS_DELETE_FAILED .....	210

## **Chapter 21      DFWD System Log Messages      211**

DFWD_CONFIG_FW_UNSUPPORTED .....	211
DFWD_MALLOC_FAILED_INIT .....	211
DFWD_PARSE_FILTER_EMERGENCY .....	211
DFWD_PARSE_STATE_EMERGENCY .....	212
DFWD_POLICER_LIMIT_EXCEEDED .....	212

## **Chapter 22      DHCPD System Log Messages      213**

DHCPD_BIND_FAILURE .....	213
DHCPD_DEGRADED_MODE .....	213
DHCPD_MEMORY_ALLOCATION_FAILURE .....	213
DHCPD_OVERLAY_CONFIG_FAILURE .....	214
DHCPD_OVERLAY_PARSE_FAILURE .....	214
DHCPD_RECVMSG_FAILURE .....	214
DHCPD_RTsock_FAILURE .....	214
DHCPD_SENDMSG_FAILURE .....	215
DHCPD_SENDMSG_NOINT_FAILURE .....	215
DHCPD_SETSOCKOPT_FAILURE .....	215
DHCPD_SOCKET_FAILURE .....	215

## **Chapter 23      DYNAMIC System Log Messages      217**

DYNAMIC_VPN_AUTH_CONNECT_FAIL .....	217
DYNAMIC_VPN_AUTH_FAIL .....	217
DYNAMIC_VPN_AUTH_INVALID .....	217
DYNAMIC_VPN_AUTH_NO_CONFIG .....	218
DYNAMIC_VPN_AUTH_NO_LICENSE .....	218



DYNAMIC_VPN_AUTH_OK .....	218
DYNAMIC_VPN_CLIENT_CONFIG_WRITE .....	218
DYNAMIC_VPN_CONN_DEL_NOTIFY .....	218
DYNAMIC_VPN_CONN_DEL_REQUEST .....	218
DYNAMIC_VPN_CONN_EST_NOTIFY .....	219
DYNAMIC_VPN_INIT_SUCCESSFUL .....	219
DYNAMIC_VPN_LICENSE_ASSIGNED .....	219
DYNAMIC_VPN_LICENSE_CHECK_FAILED .....	219
DYNAMIC_VPN_LICENSE_CHECK_OK .....	219
DYNAMIC_VPN_LICENSE_EXHAUSTED .....	220
DYNAMIC_VPN_LICENSE_FREED .....	220
DYNAMIC_VPN_LICENSE_FREE_FAILED .....	220
DYNAMIC_VPN_LICENSE_FREE_OK .....	220
DYNAMIC_VPN_LICENSE_GET_FAILED .....	220
DYNAMIC_VPN_LICENSE_GET_OK .....	220
DYNAMIC_VPN_LICENSE_INSTALLED .....	221
DYNAMIC_VPN_LICENSE_REQUIRED .....	221
DYNAMIC_VPN_LICENSE_UNINSTALLED .....	221

**Chapter 24****ESWD System Log Messages****223**

ESWD_BPDU_BLOCK_ERROR_DISABLED .....	223
ESWD_BPDU_BLOCK_ERROR_ENABLED .....	223
ESWD_DAI_FAILED .....	223
ESWD_DHCP_UNTRUSTED .....	223
ESWD_INVALID_MAC_ADDRESS .....	224
ESWD_MAC_LIMIT_BLOCK .....	224
ESWD_MAC_LIMIT_DROP .....	224
ESWD_MAC_LIMIT_EXCEEDED .....	224
ESWD_MAC_MOVE_LIMIT_BLOCK .....	225
ESWD_MAC_MOVE_LIMIT_DROP .....	225
ESWD_MAC_MOVE_LIMIT_EXCEEDED .....	225
ESWD_MIRROR_ERROR .....	225
ESWD_MIRROR_VERSION_MISMATCH .....	226
ESWD_MODULE_SHUTDOWN_FAILURE .....	226
ESWD_PPM_READ_ERROR .....	226
ESWD_PPM_WRITE_ERROR .....	226
ESWD_STP_BASE_MAC_ERROR .....	227
ESWD_STP_LOOP_PROTECT_CLEARED .....	227
ESWD_STP_LOOP_PROTECT_IN_EFFECT .....	227
ESWD_STP_ROOT_PROTECT_CLEARED .....	227
ESWD_STP_ROOT_PROTECT_IN_EFFECT .....	227
ESWD_ST_CTL_BW_INFO .....	228
ESWD_ST_CTL_ERROR_DISABLED .....	228
ESWD_ST_CTL_ERROR_ENABLED .....	228
ESWD_ST_CTL_INFO .....	228
ESWD_SYSTEM_CALL_FAILED .....	228

## **Chapter 25** **EVENTD System Log Messages** **229**

EVENTD_ACK_FAILED .....	229
EVENTD_COMMAND_SUBSTITUTE_ERROR .....	229
EVENTD_ESCRIPT_EXECUTION .....	229
EVENTD_EVENT_SEND_FAILED .....	230
EVENTD_FORK_ERR .....	230
EVENTD_PIPE_CREATION_FAILED .....	230
EVENTD_POLICY_ACTION_FAILED .....	230
EVENTD_POLICY_LIMIT_EXCEEDED .....	230
EVENTD_POLICY_UPLOAD_FAILED .....	231
EVENTD_POPEN_FAIL .....	231
EVENTD_READ_ERROR .....	231
EVENTD_REGEX_INVALID .....	231
EVENTD_REG_VERSION_MISMATCH .....	231
EVENTD_ROTATE_COMMAND_FAILED .....	232
EVENTD_ROTATE_FORK_EXCEEDED .....	232
EVENTD_ROTATE_FORK_FAILED .....	232
EVENTD_SCRIPT_CHECKSUM_MISMATCH .....	232
EVENTD_SET_PROCESS_PRIV_FAILED .....	232
EVENTD_SET_TIMER_FAILED .....	233
EVENTD_SYSLOG_FWD_FAILED .....	233
EVENTD_TRANSFER_COMMAND_FAILED .....	233
EVENTD_TRANSFER_FORK_EXCEEDED .....	233
EVENTD_TRANSFER_FORK_FAILED .....	233
EVENTD_VERSION_MISMATCH .....	234
EVENTD_XML_FILENAME_INVALID .....	234

## **Chapter 26** **FLOW System Log Messages** **235**

FLOW_HIGH_WATERMARK_TRIGGERED .....	235
FLOW_IP_ACTION .....	235
FLOW_LOW_WATERMARK_TRIGGERED .....	235
FLOW_SESSION_CLOSE .....	236
FLOW_SESSION_CREATE .....	236
FLOW_SESSION_DENY .....	236

## **Chapter 27** **FPCLOGIN System Log Messages** **237**

FPCLOGIN_ADDRESS_GET_FAILED .....	237
FPCLOGIN_IPC_RECEIVE_FAILED .....	237
FPCLOGIN_IPC_SEND_FAILED .....	237
FPCLOGIN_LOGIN_FAILED .....	237
FPCLOGIN_MESSAGE_INVALID .....	238
FPCLOGIN_SOCKET_OPERATION_FAILED .....	238

## Chapter 28 **FSAD System Log Messages** **239**

FSAD_CONFIG_ERROR .....	239
FSAD_CONNTIMEDOUT .....	239
FSAD_DIR_CREATE .....	239
FSAD_DIR_STAT .....	239
FSAD_FAILED .....	240
FSAD_FILE_FAILED .....	240
FSAD_FILE_REMOVE .....	240
FSAD_FILE_RENAME .....	240
FSAD_FILE_STAT .....	241
FSAD_FILE_SYNC .....	241
FSAD_FLOWC_IPC_PAYLOAD_SIZE .....	241
FSAD_FLOWC_IPC_SUBTYPE .....	241
FSAD_FLOWC_IPC_TYPE .....	242
FSAD_FLOWC_IPC_VERSION .....	242
FSAD_FLOWC_SERVICE_INACTIVE .....	242
FSAD_FREE_SPACE_LOG .....	242
FSAD_FREE_SPACE_TMP .....	243
FSAD_FS_STAT .....	243
FSAD_GEN_IPC_PAYLOAD_SIZE .....	243
FSAD_GEN_IPC_SUBTYPE .....	243
FSAD_GEN_IPC_TYPE .....	243
FSAD_GEN_IPC_VERSION .....	244
FSAD_GEN_SERVICE_INACTIVE .....	244
FSAD_GEN_SERVICE_INIT_FAILED .....	244
FSAD_MAXCONN .....	244
FSAD_MEMORYALLOC_FAILED .....	244
FSAD_NOT_ROOT .....	245
FSAD_PARENT_DIRECTORY .....	245
FSAD_PATH_IS_DIRECTORY .....	245
FSAD_PATH_IS_NOT_DIRECTORY .....	245
FSAD_PATH_IS_SPECIAL .....	245
FSAD_RECVERROR .....	246
FSAD_RENAME .....	246
FSAD_TERMINATED_CONNECTION .....	246
FSAD_TRACEOPEN_FAILED .....	246
FSAD_USAGE .....	246

## Chapter 29 **FUD System Log Messages** **249**

FUD_ARGUMENT_FAILURE .....	249
FUD_BAD_SERVER_ADDR_FAILURE .....	249
FUD_BIND_FAILURE .....	249
FUD_DAEMON_FAILURE .....	250
FUD_MEMORY_ALLOCATION_FAILURE .....	250
FUD_PERMISSION_FAILURE .....	250
FUD_PIDLOCK_FAILURE .....	250
FUD_PIDUPDATE_FAILURE .....	251

FUD_RECVMSG_FAILURE .....	251
FUD_RTsock_WRITE_FAILURE .....	251
FUD_SENDMSG_FAILURE .....	251
FUD_SENDMSG_NOINT_FAILURE .....	252
FUD_SETSOCKOPT_FAILURE .....	252
FUD_SOCKET_FAILURE .....	252

## **Chapter 30      FWAUTH System Log Messages      253**

FWAUTH_FTP_LONG_PASSWORD .....	253
FWAUTH_FTP_LONG_USERNAME .....	253
FWAUTH_FTP_USER_AUTH_ACCEPTED .....	253
FWAUTH_FTP_USER_AUTH_FAIL .....	253
FWAUTH_HTTP_USER_AUTH_ACCEPTED .....	254
FWAUTH_HTTP_USER_AUTH_FAIL .....	254
FWAUTH_TELNET_LONG_PASSWORD .....	254
FWAUTH_TELNET_LONG_USERNAME .....	254
FWAUTH_TELNET_USER_AUTH_ACCEPTED .....	254
FWAUTH_TELNET_USER_AUTH_FAIL .....	254
FWAUTH_WEBAUTH_FAIL .....	255
FWAUTH_WEBAUTH_SUCCESS .....	255

## **Chapter 31      HNCACHED System Log Messages      257**

HNCACHED_HOST_ADDRESS_CHANGED .....	257
HNCACHED_NAME_RESOLUTION_FAILURE .....	257

## **Chapter 32      ICCPD System Log Messages      259**

ICCPD_ASSERT_SOFT .....	259
ICCPD_OPEN_ERROR .....	259
ICCPD_READ_ERROR .....	259
ICCPD_WRITE_ERROR .....	260

## **Chapter 33      IDP System Log Messages      261**

ICCPD_ASSERT_SOFT .....	261
ICCPD_OPEN_ERROR .....	261
ICCPD_READ_ERROR .....	261
ICCPD_WRITE_ERROR .....	262

## **Chapter 34      JADE System Log Messages      263**

JADE_ATTRIBUTES_TOO_LONG .....	263
JADE_AUTH_FAILURE .....	263
JADE_AUTH_SUCCESS .....	263
JADE_EXEC_ERROR .....	263

JADE_PAM_ERROR .....	264
JADE_PAM_NO_LOCAL_USER .....	264
JADE_SOCKET_ERROR .....	264

**Chapter 35****JCS System Log Messages****265**

JCS_BBD_LOAD_FAILURE .....	265
JCS_BBD_LOCAL_MISMATCH .....	265
JCS_BBD_NOT_FOUND .....	265
JCS_BBD_NOT_VALID .....	265
JCS_BBD_PARSE_ERROR .....	266
JCS_BBD_PEER_MISMATCH .....	266
JCS_BBD_SYSTEM_CONFLICT .....	266
JCS_EXT_LINK_STATE .....	266
JCS_INVALID_BANDWIDTH_ERROR .....	266
JCS_KERNEL_RSD_LINK_DOWN .....	267
JCS_KERNEL_RSD_LINK_ENABLED .....	267
JCS_MM_COMMUNICATION_ERROR .....	267
JCS_MM_COMMUNICATION_OK .....	267
JCS_PEER_BLADE_STATE .....	267
JCS_READ_BANDWIDTH_ERROR .....	268
JCS_READ_BBD_ERROR .....	268
JCS_RSD_LINK_STATE .....	268
JCS_SWITCH_BANDWIDTH_CONFIG .....	268
JCS_SWITCH_COMMUNICATION_ERROR .....	268
JCS_SWITCH_COMMUNICATION_OK .....	269

**Chapter 36****JDIAMETERD System Log Messages****271**

JDIAMETERD_FUNC_ACCEPT_FAIL .....	271
JDIAMETERD_FUNC_ACCEPT_NOT_FOUND .....	271
JDIAMETERD_FUNC_OUT_OF_SYNC .....	271
JDIAMETERD_FUNC SOCK_BIND_FAIL .....	271
JDIAMETERD_FUNC SOCK_CREATE_FAIL .....	272
JDIAMETERD_FUNC SOCK_LISTEN_FAIL .....	272
JDIAMETERD_MEMRLIM_REQUEST_FAIL .....	272

**Chapter 37****JSRPD System Log Messages****273**

JSRPD_DAEMONIZE_FAILED .....	273
JSRPD_DUPLICATE .....	273
JSRPD_NOT_ROOT .....	273
JSRPD_PID_FILE_LOCK .....	273
JSRPD_PID_FILE_UPDATE .....	274
JSRPD_SOCKET_CREATION_FAILURE .....	274
JSRPD_SOCKET_LISTEN_FAILURE .....	274
JSRPD_SOCKET_RECV_HB_FAILURE .....	274
JSRPD_USAGE .....	274

**Chapter 38****KMD System Log Messages****275**

KMD_CFG_IF_ID_POOL_NOT_FOUND .....	275
KMD_CFG_IF_ID_POOL_NO_ENTRY .....	275
KMD_CFG_IF_ID_POOL_NO_INTERFACE .....	275
KMD_CFG_IF_ID_POOL_RETURN_FAILED .....	276
KMD_DPD_FAILOVER_MANUAL_TUNNEL .....	276
KMD_DPD_FAILOVER_MAX_ATTEMPTS .....	276
KMD_DPD_FAILOVER_NO_ACTIVE_PEER .....	276
KMD_DPD_FAILOVER_NO_BACKUP_PEER .....	277
KMD_DPD_FAILOVER_NO_TUNNEL_CFG .....	277
KMD_DPD_IKE_SERVER_NOT_FOUND .....	277
KMD_DPD_INVALID_ADDRESS .....	277
KMD_DPD_INVALID_SEQUENCE_NUMBER .....	277
KMD_DPD_NO_LOCAL_ADDRESS .....	278
KMD_DPD_REMOTE_ADDRESS_CHANGED .....	278
KMD_DPD_REMOTE_PEER_NOT_FOUND .....	278
KMD_DPD_UNEXPECTED_IKE_STATUS .....	278
KMD_PM_AUTH_ALGORITHM_INVALID .....	279
KMD_PM_DUPLICATE_LIFE_DURATION .....	279
KMD_PM_DYNAMIC_SA_INSTALL_FAILED .....	279
KMD_PM_ENCRYPTION_INVALID .....	279
KMD_PM_IKE_SERVER_LOOKUP_FAILED .....	280
KMD_PM_IKE_SERVER_NOT_FOUND .....	280
KMD_PM_IKE_SRV_NOT_FOUND_CREATE .....	280
KMD_PM_IKE_SRV_NOT_FOUND_DELETE .....	280
KMD_PM_ILLEGAL_REMOTE_GW_ID .....	280
KMD_PM_INCONSISTENT_P2_IDS .....	281
KMD_PM_INVALID_LIFE_TYPE .....	281
KMD_PM_KEY_NOT_SUPPORTED .....	281
KMD_PM_LIFETIME_DUPLICATE .....	281
KMD_PM_LIFETIME_LENGTH_UNEQUAL .....	282
KMD_PM_LIFETIME_NO_DURATION .....	282
KMD_PM_LIFETIME_TYPE_UNDEFINED .....	282
KMD_PM_LIFETIME_UNITS_INVALID .....	282
KMD_PM_NEW_GROUP_UNSUPPORTED .....	283
KMD_PM_NO_LIFETIME .....	283
KMD_PM_NO_LIFE_TYPE .....	283
KMD_PM_NO_PROPOSAL_FOR_PHASE1 .....	283
KMD_PM_NO_SPD_PHASE1_FUNC_PTR .....	283
KMD_PM_P1_POLICY_LOOKUP_FAILURE .....	284
KMD_PM_P2_POLICY_LOOKUP_FAILURE .....	284
KMD_PM_PHASE1_GROUP_UNREADABLE .....	284
KMD_PM_PHASE1_GROUP_UNSPECIFIED .....	284
KMD_PM_PHASE1_IKE_SRV_NOT_FOUND .....	284
KMD_PM_PHASE1_NO_IDENTITYES .....	285
KMD_PM_PHASE1_NO_SPD_HANDLER .....	285
KMD_PM_PHASE1_POLICY_LOOKUP_FAIL .....	285
KMD_PM_PHASE1_POLICY_NOT_FOUND .....	285

KMD_PM_PHASE1_POLICY_SEARCH_FAIL .....	286
KMD_PM_PHASE1_PROTO_INVALID .....	286
KMD_PM_PHASE1_PROTO_NOT_ISAKMP .....	286
KMD_PM_PHASE1_PROTO_TWICE .....	286
KMD_PM_PHASE1_TXFORM_INCOMPLETE .....	286
KMD_PM_PHASE1_TXFORM_INVALID .....	287
KMD_PM_PHASE2_IDENTITY_MISMATCH .....	287
KMD_PM_PHASE2_NOTIF_UNKNOWN .....	287
KMD_PM_PHASE2_POLICY_LOOKUP_FAIL .....	287
KMD_PM_PHASE2_SELECTOR_UNDEFINED .....	288
KMD_PM_PROPOSAL_NO_AUTH .....	288
KMD_PM_PROPOSAL_NO_ENCRYPTION .....	288
KMD_PM_PROPOSAL_NO_KEY_LENGTH .....	288
KMD_PM_PROPOSAL_NULL_ESP .....	289
KMD_PM_PROPOSAL_PROTOCOL_INVALID .....	289
KMD_PM_PROTO_INVALID .....	289
KMD_PM_PROTO_IPCOMP_UNSUPPORTED .....	289
KMD_PM_PROTO_ISAKMP_RESV_UNSUPP .....	289
KMD_PM_PROTO_NOT_NEGOTIATED .....	290
KMD_PM_REMOTE_PEER_INVALID .....	290
KMD_PM_SA_CFG_NOT_FOUND .....	290
KMD_PM_SA_DELETE_REJECT .....	290
KMD_PM_SA_INDEX_GEN_FAILED .....	291
KMD_PM_SA_PEER_ABSENT .....	291
KMD_PM_SA_PEER_NOT_FOUND .....	291
KMD_PM_SPI_DELETE_REJECT .....	291
KMD_PM_UNEQUAL_PAYLOAD_LENGTH .....	291
KMD_PM_UNINITIALISE_ERROR .....	292
KMD_PM_UNINITIALIZE_FAILED .....	292
KMD_PM_UNKNOWN_P1_IDENTITIES .....	292
KMD_PM_UNKNOWN_PHASE2_ENTITIES .....	292
KMD_PM_UNKNOWN_QM_NOTIFICATION .....	292
KMD_PM_UNSUPPORTED_KEY .....	293
KMD_PM_UNSUPPORTED_MODE .....	293
KMD_SNMP_EXTRA_RESPONSE .....	293
KMD_SNMP_FATAL_ERROR .....	293
KMD_SNMP_IKE_SERVER_NOT_FOUND .....	294
KMD_SNMP_MALLOC_FAILED .....	294
KMD_SNMP_PIC_CONNECTION_FAILED .....	294
KMD_SNMP_PIC_NO_RESPONSE .....	294
KMD_SNMP_PIC_SLOT_NOT_FOUND .....	294
KMD_VPN_DFBIT_STATUS_MSG .....	295
KMD_VPN_DOWN_ALARM_USER .....	295
KMD_VPN_UP_ALARM_USER .....	295

**Chapter 39****L2ALD System Log Messages****297**

L2ALD_DUPLICATE_RBEB_MAC .....	297
L2ALD_GENCFG_OP_FAILED .....	297
L2ALD_IPC_MESSAGE_ERROR .....	297

L2ALD_IPC_MESSAGE_INVALID .....	298
L2ALD_IPC_MESSAGE_SEND_FAILED .....	298
L2ALD_IPC_PIPE_WRITE_ERROR .....	298
L2ALD_MAC_LIMIT_REACHED_BD .....	298
L2ALD_MAC_LIMIT_REACHED_GLOBAL .....	299
L2ALD_MAC_LIMIT_REACHED_IF .....	299
L2ALD_MAC_LIMIT_REACHED_IFBD .....	299
L2ALD_MAC_LIMIT_REACHED_RTT .....	300
L2ALD_MAC_LIMIT_RESET_BD .....	300
L2ALD_MAC_LIMIT_RESET_GLOBAL .....	300
L2ALD_MAC_LIMIT_RESET_IF .....	301
L2ALD_MAC_LIMIT_RESET_RTT .....	301
L2ALD_MAC_MOVE_NOTIFICATION .....	301
L2ALD_MALLOC_FAILED .....	301
L2ALD_MANAGER_CONNECT .....	302
L2ALD_NAME_LENGTH_IF_DEVICE .....	302
L2ALD_NAME_LENGTH_IF_FAMILY .....	302
L2ALD_NAME_LENGTH_IF_LOGICAL .....	302
L2ALD_PBBN_IFL_REVA .....	303
L2ALD_PBBN_REINSTATE_IFBDS .....	303
L2ALD_PBBN_RETRACT_IFBDS .....	303
L2ALD_PIP_IFD_READ_RETRY .....	304

**Chapter 40****L2CPD System Log Messages****305**

L2CPD_ASSERT .....	305
L2CPD_ASSERT_SOFT .....	305
L2CPD_EXIT .....	306
L2CPD_KERNEL_VERSION .....	306
L2CPD_KERNEL_VERSION_OLD .....	306
L2CPD_KERNEL_VERSION_UNSUPP .....	306
L2CPD_MEMORY_EXCESSIVE .....	307
L2CPD_MGMT_TIMEOUT .....	307
L2CPD_MIRROR_ERROR .....	307
L2CPD_MIRROR_VERSION_MISMATCH .....	307
L2CPD_PPM_READ_ERROR .....	308
L2CPD_PPM_WRITE_ERROR .....	308
L2CPD_RUNTIME_MODULE .....	308
L2CPD_RUNTIME_OPERATION .....	308
L2CPD_RUNTIME_TASK .....	309
L2CPD_RUNTIME_TOTAL .....	309
L2CPD_TASK_BEGIN .....	309
L2CPD_TASK_CHILD_KILLED .....	310
L2CPD_TASK_CHILD_STOPPED .....	310
L2CPD_TASK_FORK .....	310
L2CPD_TASK_GETWD .....	310
L2CPD_TASK_MASTERSHIP .....	310
L2CPD_TASK_NO_REINIT .....	311
L2CPD_TASK_PID_CLOSE .....	311
L2CPD_TASK_PID_LOCK .....	311



L2CPD_TASK_PID_WRITE .....	311
L2CPD_TASK_REINIT .....	311
L2CPD_TASK_SIGNAL_IGNORE .....	312
L2CPD_TERMINATE_ACTIVE .....	312
L2CPD_TERMINATE_SIGNAL .....	312
L2CPD_TRACE_FAILED .....	312
L2CPD_XSTP_SHUTDOWN_FAILED .....	312

**Chapter 41****L2TPD System Log Messages****313**

L2TPD_COS_PROFILE_ADD .....	313
L2TPD_COS_PROFILE_DELETE .....	313
L2TPD_DB_ADD_FAILED .....	313
L2TPD_DB_DELETE_FAILED .....	314
L2TPD_DB_INIT_FAILED .....	314
L2TPD_DB_TUN_GRP_ALLOC_FAILED .....	314
L2TPD_DEFAULT_PROTO_CREATE_FAIL .....	314
L2TPD_EVLIB_CREATE_FAILED .....	314
L2TPD_EVLIB_FD_DEREGISTER_FAILED .....	315
L2TPD_EVLIB_FD_DESELECT_FAILED .....	315
L2TPD_EVLIB_FD_NOT_REGISTERED .....	315
L2TPD_EVLIB_FD_SELECT_FAILED .....	315
L2TPD_EVLIB_TIMER_CLEAR_FAILED .....	315
L2TPD_EVLIB_TIMER_SET_FAILED .....	316
L2TPD_FILTER_FILE_OPEN_FAILED .....	316
L2TPD_GLOBAL_CFG_ADD_FAILED .....	316
L2TPD_GLOBAL_CFG_CHANGE_FAILED .....	316
L2TPD_GLOBAL_CFG_DELETE_FAILED .....	316
L2TPD_IFD_ADD_FAILED .....	317
L2TPD_IFD_DELETE_FAILED .....	317
L2TPD_IFD_MSG_REGISTER_FAILED .....	317
L2TPD_IFD_ROOT_ALLOC_FAILED .....	317
L2TPD_IFL_ADD_FAILED .....	317
L2TPD_IFL_DELETE_FAILED .....	318
L2TPD_IFL_MSG_REGISTER_FAILED .....	318
L2TPD_IFL_NOT_FOUND .....	318
L2TPD_IFL_ROOT_ALLOC_FAILED .....	318
L2TPD_INSTANCE_CREATE_FAILED .....	318
L2TPD_INSTANCE_RESTART_FAILED .....	319
L2TPD_INTERFACE_ID_NOT_FOUND .....	319
L2TPD_MESSAGE_REGISTER_FAILED .....	319
L2TPD_MLPPP_BUNDLE_ALLOC_FAILED .....	319
L2TPD_MLPPP_BUNDLE_CREATE_FAILED .....	319
L2TPD_MLPPP_BUNDLE_INVALID_ID .....	320
L2TPD_MLPPP_COPY_CFG_FAILED .....	320
L2TPD_MLPPP_ID_ALLOC_FAILED .....	320
L2TPD_MLPPP_ID_BITMAP_ALLOC_FAIL .....	320
L2TPD_MLPPP_ID_NODE_ADD_FAILED .....	320
L2TPD_MLPPP_ID_ROOT_ALLOC_FAILED .....	321
L2TPD_MLPPP_LINK_CREATE_FAILED .....	321

L2TPD_MLPPP_LINK_MAX_EXCEEDED .....	321
L2TPD_MLPPP_POOL_ADDRESS_FAILED .....	321
L2TPD_MLPPP_SESSION_CREATE_FAIL .....	321
L2TPD_MLPPP_SESSION_DELETE_FAIL .....	322
L2TPD_MLPPP_SPEED_MISMATCH .....	322
L2TPD_NH_DELETE_FAILED .....	322
L2TPD_POLICER_ADD_FAILED .....	322
L2TPD_POLICER_PROFILE_DEL_FAILED .....	323
L2TPD_POOL_ADDRESS_FAILED .....	323
L2TPD_POOL_ASSIGN_ADDRESS_FAILED .....	323
L2TPD_PPP_ROUTE_ADD_FAILED .....	323
L2TPD_PPP_ROUTE_DELETE_FAILED .....	323
L2TPD_PROFILE_NOT_FOUND .....	324
L2TPD_PROFILE_NO_RADIUS_SERVERS .....	324
L2TPD_RADIUS_ACCT_PORT_ZERO .....	324
L2TPD_RADIUS_GETHOSTNAME_FAILED .....	324
L2TPD_RADIUS_RT_INST_ENOENT .....	324
L2TPD_RADIUS_RT_INST_NOT_FOUND .....	325
L2TPD_RADIUS_SERVER_NOT_FOUND .....	325
L2TPD_RADIUS_SRC_ADDR_BIND_FAIL .....	325
L2TPD_RADIUS_SRC_ADDR_ENOENT .....	325
L2TPD_RPD_ASYNC_UNREG_FAILED .....	325
L2TPD_RPD_ROUTE_ADD_CB_FAILED .....	326
L2TPD_RPD_ROUTE_ADD_FAILED .....	326
L2TPD_RPD_ROUTE_DELETE_CB_FAILED .....	326
L2TPD_RPD_ROUTE_DELETE_FAILED .....	326
L2TPD_RPD_ROUTE_PREFIX_TOO_LONG .....	327
L2TPD_RPD_SESS_CREATE_FAILED .....	327
L2TPD_RPD_SESS_HANDLE_ALLOC_FAIL .....	327
L2TPD_RPD_SOCKET_ALLOC_FAILED .....	327
L2TPD_RPD_TBL_LOCATE_BY_NAME .....	327
L2TPD_RPD_TBL_LOCATE_FAILED .....	328
L2TPD_RPD_VERSION_MISMATCH .....	328
L2TPD_RTSLIB_ASYNC_OPEN_FAILED .....	328
L2TPD_RTSLIB_OPEN_FAILED .....	328
L2TPD_SERVER_START_FAILED .....	328
L2TPD_SERVICE_NH_ADD_FAILED .....	329
L2TPD_SERVICE_NH_DELETE_FAILED .....	329
L2TPD_SESSION_CFG_ADD_ERROR .....	329
L2TPD_SESSION_CFG_ADD_FAILED .....	329
L2TPD_SESSION_CFG_DELETE_FAILED .....	330
L2TPD_SESSION_DELETE_FAILED .....	330
L2TPD_SESSION_IFF_NOT_FOUND .....	330
L2TPD_SESSION_IFL_ADD_FAILED .....	330
L2TPD_SESSION_IFL_ALLOC_FAILED .....	330
L2TPD_SESSION_IFL_CLI_TREE_ALLOC .....	331
L2TPD_SESSION_IFL_DELETED .....	331
L2TPD_SESSION_IFL_DELETE_FAILED .....	331
L2TPD_SESSION_IFL_GET_FAILED .....	331
L2TPD_SESSION_IFL_NOT_EQUAL .....	331
L2TPD_SESSION_IFL_NOT_FOUND .....	332

	L2TPD_SESSION_IFL_OCCUPIED .....	332
	L2TPD_SESSION_IFL_REMOVE_FAILED .....	332
	L2TPD_SESSION_INVALID_PEER_IP .....	332
	L2TPD_SESSION_ROUTE_ADD_FAILED .....	332
	L2TPD_SESSION_RT_TBL_NOT_FOUND .....	333
	L2TPD_SESSION_TUNNEL_ID_MISMATCH .....	333
	L2TPD_SETSOCKOPT_FAILED .....	333
	L2TPD_SET_ASYNC_CONTEXT .....	333
	L2TPD_SHOW_MULTILINK .....	333
	L2TPD_SHOW_SESSION .....	334
	L2TPD_SHOW_TUNNEL .....	334
	L2TPD_SOCKET_FAILED .....	334
	L2TPD_SUBUNIT_ROUTE_ALLOC_FAILED .....	334
	L2TPD_TRACE_FILE_OPEN_FAILED .....	334
	L2TPD_TUNNEL_CFG_ADD_FAILED .....	335
	L2TPD_TUNNEL_CFG_ADD_INV_ADDR .....	335
	L2TPD_TUNNEL_CFG_DELETE_FAILED .....	335
	L2TPD_TUNNEL_DELETE_FAILED .....	335
	L2TPD_TUNNEL_DEST_IF_LOOKUP_FAIL .....	336
	L2TPD_TUNNEL_GROUP_ADD_FAILED .....	336
	L2TPD_TUNNEL_GROUP_CFG_ADD_FAIL .....	336
	L2TPD_TUNNEL_GROUP_CFG_DEL_FAIL .....	336
	L2TPD_TUNNEL_GROUP_CREATE_FAILED .....	336
	L2TPD_TUNNEL_GROUP_DELETE_FAILED .....	337
	L2TPD_TUNNEL_GROUP_IDX_MISMATCH .....	337
	L2TPD_TUNNEL_GROUP_RESTART_FAIL .....	337
	L2TPD_USER_AUTHN_NOT_FOUND .....	337
	L2TPD_USER_AUTHN_ORDER_UNKNOWN .....	337
	L2TPD_USER_AUTHN_PWD_NOT_FOUND .....	338
<b>Chapter 42</b>	<b>LACPD System Log Messages</b>	<b>339</b>
	LACPD_MEMORY_ALLOCATION_FAILED .....	339
<b>Chapter 43</b>	<b>LFMD System Log Messages</b>	<b>341</b>
	LFMD_RTsock_OPEN_FAILED .....	341
<b>Chapter 44</b>	<b>LIBESPTASK System Log Messages</b>	<b>343</b>
	LIBESPTASK_SNMP_CONN_PROG .....	343
	LIBESPTASK_SNMP_CONN_QUIT .....	343
	LIBESPTASK_SNMP_CONN_RETRY .....	343
	LIBESPTASK_SNMP_INVALID_SOCKET .....	343
	LIBESPTASK_SNMP_SOCKET_BLOCK .....	344
	LIBESPTASK_SNMP_SOCKET_RECVBUF .....	344
	LIBESPTASK_SNMP_SOCKET_SENDBUF .....	344

<b>Chapter 45</b>	<b>LIBJNX System Log Messages</b>	<b>345</b>
	LIBJNX_AUDIT_ERROR .....	345
	LIBJNX_COMPRESS_EXEC_FAILED .....	345
	LIBJNX_DEFAULT_IP_ADDR_NOT_SET .....	345
	LIBJNX_EVLIB_FAILURE .....	346
	LIBJNX_EXEC_EXITED .....	346
	LIBJNX_EXEC_FAILED .....	346
	LIBJNX_EXEC_PIPE .....	347
	LIBJNX_EXEC_SIGNALED .....	347
	LIBJNX_EXEC_WEXIT .....	347
	LIBJNX_FILE_COPY_FAILED .....	347
	LIBJNX_FILE_SYSTEM_FAIL .....	348
	LIBJNX_FILE_SYSTEM_SPACE .....	348
	LIBJNX_INVALID_CHASSIS_ID .....	348
	LIBJNX_INVALID_RE_SLOT_ID .....	348
	LIBJNX_INVALID_XML_DATA .....	348
	LIBJNX_PRIV_LOWER_FAILED .....	349
	LIBJNX_PRIV_RAISE_FAILED .....	349
	LIBJNX_REPLICATE_RCP_ERROR .....	349
	LIBJNX_REPLICATE_RCP_EXEC_FAILED .....	349
	LIBJNX_SNMP_ENGINE_FILE_FAILURE .....	350
	LIBJNX_SNMP_ENGINE_SCAN_FAILURE .....	350
	LIBJNX_SOCKET_FAILURE .....	350
	LIBJNX_XML_DECODE_FAILED .....	350
<b>Chapter 46</b>	<b>LIBMSRPC System Log Messages</b>	<b>353</b>
	LIBMSRPC_CLIENT_INIT_FAILED .....	353
	LIBMSRPC_CLIENT_KCOM_FAILED .....	353
	LIBMSRPC_CLIENT_NO_CONNECTION .....	353
	LIBMSRPC_CLIENT_NO_REPLY .....	354
	LIBMSRPC_CLIENT_PIC_DOWN .....	354
	LIBMSRPC_CLIENT_WRONG_OUTPUT .....	354
<b>Chapter 47</b>	<b>LICENSE System Log Messages</b>	<b>355</b>
	LICENSE_CONNECT_FAILURE .....	355
	LICENSE_CONN_TO_LI_CHECK_FAILURE .....	355
	LICENSE_CONN_TO_LI_CHECK_SUCCESS .....	355
	LICENSE_EXPIRED .....	355
	LICENSE_GRACE_PERIOD_APPROACHING .....	356
	LICENSE_GRACE_PERIOD_EXCEEDED .....	356
	LICENSE_GRACE_PERIOD_EXPIRED .....	356
	LICENSE_LIST_MANAGEMENT .....	356
	LICENSE_NEARING_EXPIRY .....	356
	LICENSE_READ_ERROR .....	357
	LICENSE_REG_ERROR .....	357

LICENSE_SIGNATURE_VERIFY_FAILED .....	357
LICENSE_UNKNOWN_RESPONSE_TYPE .....	357
LICENSE_VERIFICATION_FILE_ERROR .....	357

## **Chapter 48** **LLDPD System Log Messages** **359**

LLDPD_PARSE_ARGS .....	359
LLDPD_PARSE_BAD_SWITCH .....	359
LLDPD_PARSE_CMD_ARG .....	359
LLDPD_PARSE_CMD_EXTRA .....	360
LLDPD_PARSE_USAGE .....	360
LLDPD_SYSTEM .....	360

## **Chapter 49** **LOGIN System Log Messages** **361**

LOGIN_ABORTED .....	361
LOGIN_FAILED .....	361
LOGIN_FAILED_SET_CONTEXT .....	361
LOGIN_FAILED_SET_LOGIN .....	361
LOGIN_HOSTNAME_UNRESOLVED .....	362
LOGIN_INFORMATION .....	362
LOGIN_LOCAL_PASSWORD .....	362
LOGIN_MALFORMED_USER .....	362
LOGIN_PAM_AUTHENTICATION_ERROR .....	362
LOGIN_PAM_ERROR .....	363
LOGIN_PAM_MAX_RETRIES .....	363
LOGIN_PAM_STOP .....	363
LOGIN_PAM_USER_UNKNOWN .....	363
LOGIN_PASSWORD_EXPIRED .....	363
LOGIN_REFUSED .....	364
LOGIN_ROOT .....	364
LOGIN_TIMED_OUT .....	364

## **Chapter 50** **LPDFD System Log Messages** **365**

LPDFD_DYN_PDB_OPEN_FAILED .....	365
LPDFD_DYN_REGISTER_FAILED .....	365
LPDFD_DYN_SDB_OPEN_FAILED .....	365
LPDFD_PCONN_SERVER .....	365

## **Chapter 51** **LRMUX System Log Messages** **367**

LRMUX_FAILED_EXEC .....	367
LRMUX_LRPD_PID_LOCK .....	367
LRMUX_LRPD_PID_OPEN .....	367
LRMUX_LRPD_SEND_HUP .....	367
LRMUX_PID_LOCK .....	368

<b>Chapter 52</b>	<b>MCSNOOPD System Log Messages</b>	<b>369</b>
	MCSNOOPD_MGMT_TIMEOUT .....	369
<b>Chapter 53</b>	<b>MIB2D System Log Messages</b>	<b>371</b>
	MIB2D_ATM_ERROR .....	371
	MIB2D_CONFIG_CHECK_FAILED .....	371
	MIB2D_FILE_OPEN_FAILURE .....	371
	MIB2D_IFD_IFDINDEX_FAILURE .....	372
	MIB2D_IFD_IFINDEX_FAILURE .....	372
	MIB2D_IFL_IFINDEX_FAILURE .....	372
	MIB2D_IF_FLAPPING_MISSING .....	372
	MIB2D_KVM_FAILURE .....	373
	MIB2D_PMON_OVERLOAD_CLEARED_TRAP .....	373
	MIB2D_PMON_OVERLOAD_SET_TRAP .....	373
	MIB2D_RTSLIB_READ_FAILURE .....	373
	MIB2D_RTSLIB_SEQ_MISMATCH .....	374
	MIB2D_SNMP_INDEX_ASSIGN .....	374
	MIB2D_SNMP_INDEX_DUPLICATE .....	374
	MIB2D_SNMP_INDEX_UPDATE_STAT .....	374
	MIB2D_SNMP_INDEX_WRITE .....	375
	MIB2D_SYSCTL_FAILURE .....	375
	MIB2D_TRAP_HEADER_FAILURE .....	375
	MIB2D_TRAP_SEND_FAILURE .....	375
<b>Chapter 54</b>	<b>MPLS_OAM System Log Messages</b>	<b>377</b>
	MPLS_OAM_FANOUT_LIMIT_REACHED .....	377
	MPLS_OAM_INVALID_SOURCE_ADDRESS .....	377
	MPLS_OAM_PATH_LIMIT_REACHED .....	377
	MPLS_OAM_SEND_FAILED .....	378
	MPLS_OAM_SOCKET_OPEN_FAILED .....	378
	MPLS_OAM_SOCKET_SELECT_FAILED .....	378
	MPLS_OAM_TRACEROUTE_INTERRUPTED .....	378
	MPLS_OAM_TTL_EXPIRED .....	378
	MPLS_OAM_UNREACHABLE .....	379
<b>Chapter 55</b>	<b>NEXTHOP System Log Messages</b>	<b>381</b>
	NEXTHOP_COMPONENTS_LIMIT_REACHED .....	381

<b>Chapter 56</b>	<b>NSD System Log Messages</b>	<b>383</b>
	NSD_MEMORY_ALLOC_FAILED .....	383
	NSD_RESTART_COMP_CFG_READ_FAILED .....	383
	NSD_SEC_NODE_COMP_SYNC_FAILED .....	383
<b>Chapter 57</b>	<b>NSTRACED System Log Messages</b>	<b>385</b>
	NSTRACED_MEMORY_ALLOC_FAILED .....	385
	NSTRACED_RESTART_CFG_READ_FAILED .....	385
<b>Chapter 58</b>	<b>PFE System Log Messages</b>	<b>387</b>
	PFE_CBF_UNSUPPORTED .....	387
	PFE_FW_DELETE_MISMATCH_ERR .....	387
	PFE_FW_IF_DIALER_ERR .....	387
	PFE_FW_IF_INPUT_ERR .....	388
	PFE_FW_IF_OUTPUT_ERR .....	388
	PFE_FW_PSF_DELETE_MISMATCH_ERR .....	388
	PFE_FW_SYSLOG_ETH .....	388
	PFE_FW_SYSLOG_IP .....	389
	PFE_FW_SYSLOG_IP6_GEN .....	389
	PFE_FW_SYSLOG_IP6_ICMP .....	389
	PFE_FW_SYSLOG_IP6_TCP_UDP .....	389
	PFE_MGCP_ADD_CA_PORT_FAIL .....	389
	PFE_MGCP_ADD_UA_PORT_FAIL .....	390
	PFE_MGCP_DEL_CA_PORT_FAIL .....	390
	PFE_MGCP_DEL_UA_PORT_FAIL .....	390
	PFE_MGCP_MEM_INIT_FAILED .....	390
	PFE_MGCP_REG_HDL_FAIL .....	390
	PFE_NH_RESOLVE_THROTTLED .....	390
	PFE_SCCP_ADD_PORT_FAIL .....	391
	PFE_SCCP_DEL_PORT_FAIL .....	391
	PFE_SCCP_REG_NAT_VEC_FAIL .....	391
	PFE_SCCP_REG_RM_FAIL .....	391
	PFE_SCCP_REG_VSIP_FAIL .....	391
	PFE_SCCP_RM_CLIENTID_FAIL .....	392
	PFE_SCREEN_CFG_ERROR .....	392
	PFE_SCREEN_CFG_EVENT .....	392
	PFE_SCREEN_MT_CFG_ERROR .....	392
	PFE_SCREEN_MT_CFG_EVENT .....	392
	PFE_SIP_ADD_PORT_FAIL .....	392
	PFE_SIP_DEL_PORT_FAIL .....	393
	PFE_SIP_MEM_INIT_FAILED .....	393
	PFE_SIP_REG_HDL_FAIL .....	393
	PFE_USP_TRACE_BUFFER_CREATE .....	393
	PFE_USP_TRACE_BUFFER_DELETE .....	393
	PFE_USP_TRACE_BUFFER_LIMIT .....	394

	PFE_USP_TRACE_BUFFER_MEM_FAIL .....	394
	PFE_USP_TRACE_BUFFER_MODIFY .....	394
<b>Chapter 59</b>	<b>PFED System Log Messages</b>	<b>395</b>
	PFED_NOTIFICATION_STATS_FAILED .....	395
<b>Chapter 60</b>	<b>PGCPD System Log Messages</b>	<b>397</b>
	PGCPD_SHUTDOWN .....	397
	PGCPD_STARTUP .....	397
	PGCPD_SWITCH_OVER .....	397
<b>Chapter 61</b>	<b>PING System Log Messages</b>	<b>399</b>
	PING_EGRESS_JITTER_THRESH_EXCEED .....	399
	PING_EGRESS_STDDEV_THRESH_EXCEED .....	399
	PING_EGRESS_THRESHOLD_EXCEEDED .....	399
	PING_INGRESS_JTR_THRESH_EXCEED .....	399
	PING_INGRESS_STDDV_THRESH_EXCEED .....	400
	PING_INGRESS_THRESHOLD_EXCEEDED .....	400
	PING_PROBE_FAILED .....	400
	PING_RTT_JTR_THRESH_EXCEED .....	400
	PING_RTT_STDDV_THRESH_EXCEED .....	400
	PING_RTT_THRESHOLD_EXCEEDED .....	401
	PING_TEST_COMPLETED .....	401
	PING_TEST_FAILED .....	401
	PING_UNKNOWN_THRESH_TYPE_EXCEED .....	401
<b>Chapter 62</b>	<b>PPMD System Log Messages</b>	<b>403</b>
	PPMD_ASSERT_SOFT .....	403
	PPMD_OPEN_ERROR .....	403
	PPMD_READ_ERROR .....	403
	PPMD_WRITE_ERROR .....	404
<b>Chapter 63</b>	<b>PPPD System Log Messages</b>	<b>405</b>
	PPPD_AUTH_CREATE_FAILED .....	405
	PPPD_CHAP_AUTH_IN_PROGRESS .....	405
	PPPD_CHAP_GETHOSTNAME_FAILED .....	405
	PPPD_CHAP_INVALID_IDENTIFIER .....	405
	PPPD_CHAP_INVALID_OPCODE .....	406
	PPPD_CHAP_LOCAL_NAME_UNAVAILABLE .....	406
	PPPD_CHAP_OPERATION_UNEXPECTED .....	406
	PPPD_CHAP_REPLAY_ATTACK_DETECTED .....	406
	PPPD_EVLIB_CREATE_FAILURE .....	407



PPPD_LOCAL_CREATE_FAILED .....	407
PPPD_MEMORY_ALLOCATION_FAILURE .....	407
PPPD_PAP_GETHOSTNAME_FAILED .....	407
PPPD_PAP_INVALID_IDENTIFIER .....	407
PPPD_PAP_INVALID_OPCODE .....	408
PPPD_PAP_LOCAL_PASSWORD_UNAVAIL .....	408
PPPD_PAP_OPERATION_UNEXPECTED .....	408
PPPD_POOL_ADDRESSES_EXHAUSTED .....	408
PPPD_RADIUS_ADD_SERVER_FAILED .....	409
PPPD_RADIUS_ALLOC_PASSWD_FAILED .....	409
PPPD_RADIUS_CREATE_FAILED .....	409
PPPD_RADIUS_CREATE_REQ_FAILED .....	409
PPPD_RADIUS_GETHOSTNAME_FAILED .....	409
PPPD_RADIUS_MESSAGE_UNEXPECTED .....	410
PPPD_RADIUS_NO_VALID_SERVERS .....	410
PPPD_RADIUS_OPEN_FAILED .....	410
PPPD_RADIUS_ROUTE_INST_ENOENT .....	410

## **Chapter 64**      **PROFILER System Log Messages**      **411**

PROFILER_RECONFIGURE_SIGHUP .....	411
-----------------------------------	-----

## **Chapter 65**      **RDD System Log Messages**      **413**

RDD_EVLIB_CREATE_FAILURE .....	413
RDD_IFDEV_ADD_FAILURE .....	413
RDD_IFDEV_DELETE_FAILURE .....	413
RDD_IFDEV_GET_FAILURE .....	414
RDD_IFDEV_INCOMPATIBLE_REVERT .....	414
RDD_IFDEV_INCOMPATIBLE_SWITCH .....	414
RDD_IFDEV_RETRY_NOTICE .....	414
RDD_NEW_INTERFACE_STATE .....	415

## **Chapter 66**      **RMOPD System Log Messages**      **417**

RMOPD_ADDRESS_MULTICAST_INVALID .....	417
RMOPD_ADDRESS_SOURCE_INVALID .....	417
RMOPD_ADDRESS_STRING_FAILURE .....	417
RMOPD_ADDRESS_TARGET_INVALID .....	418
RMOPD_ICMP_ADDR_TYPE_UNSUPPORTED .....	418
RMOPD_IFINDEX_NOT_ACTIVE .....	418
RMOPD_IFINDEX_NO_INFO .....	418
RMOPD_IFNAME_NOT_ACTIVE .....	418
RMOPD_IFNAME_NO_INFO .....	419
RMOPD_ROUTING_INSTANCE_NO_INFO .....	419
RMOPD_TRACEROUTE_ERROR .....	419

**Chapter 67****RPD System Log Messages****421**

RPD_ABORT .....	421
RPD_ACTIVE_TERMINATE .....	421
RPD_ASSERT .....	421
RPD_ASSERT_SOFT .....	422
RPD_BFD_READ_ERROR .....	422
RPD_BFD_WRITE_ERROR .....	422
RPD_BGP_NEIGHBOR_STATE_CHANGED .....	422
RPD_DYN_CFG_BUSY_SIGNAL_FAILED .....	423
RPD_DYN_CFG_GET_PROFILE_FAILED .....	423
RPD_DYN_CFG_GET_PROF_NAME_FAILED .....	423
RPD_DYN_CFG_GET_SES_STATE_FAILED .....	423
RPD_DYN_CFG_GET_SES_TYPE_FAILED .....	424
RPD_DYN_CFG_GET_SNAPSHOT_FAILED .....	424
RPD_DYN_CFG_PDB_CLOSE_FAILED .....	424
RPD_DYN_CFG_PDB_OPEN_FAILED .....	424
RPD_DYN_CFG_PROCESSING_FAILED .....	424
RPD_DYN_CFG_REGISTER_FAILED .....	425
RPD_DYN_CFG_REQUEST_ACK_FAILED .....	425
RPD_DYN_CFG_RESPONSE_SLOW .....	425
RPD_DYN_CFG_SCHEMA_OPEN_FAILED .....	425
RPD_DYN_CFG_SDB_CLOSE_FAILED .....	425
RPD_DYN_CFG_SDB_OPEN_FAILED .....	426
RPD_DYN_CFG_SES_RECOVERY_FAILED .....	426
RPD_DYN_CFG_SET_CONTEXT_FAILED .....	426
RPD_ESIS_ADJDOWN .....	426
RPD_ESIS_ADJUP .....	426
RPD_EXIT .....	427
RPD_IFD_INDEXCOLLISION .....	427
RPD_IFD_NAMECOLLISION .....	427
RPD_IFL_INDEXCOLLISION .....	428
RPD_IFL_NAMECOLLISION .....	428
RPD_IGMP_ACCOUNTING_OFF .....	428
RPD_IGMP_ACCOUNTING_ON .....	428
RPD_IGMP_ALL_SUBSCRIBERS_DELETED .....	429
RPD_IGMP_CFG_CREATE_ENTRY_FAILED .....	429
RPD_IGMP_CFG_GROUP_OUT_OF_RANGE .....	429
RPD_IGMP_CFG_INVALID_VALUE .....	429
RPD_IGMP_CFG_SOURCE_OUT_OF_RANGE .....	429
RPD_IGMP_DYN_CFG_ALREADY_BOUND .....	430
RPD_IGMP_DYN_CFG_INVALID_STMT .....	430
RPD_IGMP_DYN_CFG_SES_ID_ADD_FAIL .....	430
RPD_IGMP_DYN_CFG_SES_ID_MISMATCH .....	430
RPD_IGMP_JOIN .....	431
RPD_IGMP_LEAVE .....	431
RPD_IGMP_MEMBERSHIP_TIMEOUT .....	431
RPD_IGMP_ROUTER_VERSION_MISMATCH .....	431
RPD_ISIS_ADJDOWN .....	432

RPD_ISIS_ADJUP .....	432
RPD_ISIS_ADJUPNOIP .....	432
RPD_ISIS_LDP_SYNC .....	432
RPD_ISIS_LSPCKSUM .....	433
RPD_ISIS_NO_ROUTERID .....	433
RPD_ISIS_OVERLOAD .....	433
RPD_KRT_CCC_IFL_MODIFY .....	434
RPD_KRT_DELETED_RTT .....	434
RPD_KRT_IFA_GENERATION .....	434
RPD_KRT_IFDCHANGE .....	434
RPD_KRT_IFDEST_GET .....	435
RPD_KRT_IFDGET .....	435
RPD_KRT_IFD_CELL_RELAY_INV_MODE .....	435
RPD_KRT_IFD_CELL_RELAY_NO_MODE .....	435
RPD_KRT_IFD_GENERATION .....	436
RPD_KRT_IFL_CELL_RELAY_INV_MODE .....	436
RPD_KRT_IFL_CELL_RELAY_NO_MODE .....	436
RPD_KRT_IFL_GENERATION .....	436
RPD_KRT_KERNEL_BAD_ROUTE .....	437
RPD_KRT_NEXTHOP_OVERFLOW .....	437
RPD_KRT_NOIFD .....	437
RPD_KRT_VERSION .....	438
RPD_KRT_VERSIONNONE .....	438
RPD_KRT_VERSIONOLD .....	438
RPD_KRT_VPLS_IFL_MODIFY .....	438
RPD_L2VPN_LABEL_ALLOC_FAILED .....	439
RPD_L2VPN_REMOTE_SITE_COLLISION .....	439
RPD_L2VPN_SITE_COLLISION .....	439
RPD_LAYER2_VC_BFD_DOWN .....	439
RPD_LAYER2_VC_BFD_UP .....	440
RPD_LAYER2_VC_DOWN .....	440
RPD_LAYER2_VC_PING_DOWN .....	440
RPD_LAYER2_VC_UP .....	440
RPD_LDP_BFD_DOWN .....	440
RPD_LDP_BFD_DOWN_TRACEROUTE_FAIL .....	441
RPD_LDP_BFD_UP .....	441
RPD_LDP_INTF_BLOCKED .....	441
RPD_LDP_INTF_UNBLOCKED .....	441
RPD_LDP_NBRDOWN .....	441
RPD_LDP_NBRUP .....	442
RPD_LDP_PING_DOWN .....	442
RPD_LDP_SESSIONDOWN .....	442
RPD_LDP_SESSIONUP .....	442
RPD_LMP_ALLOC_ACK .....	442
RPD_LMP_ALLOC_REQUEST_TIMEOUT .....	443
RPD_LMP_CONTROL_CHANNEL .....	443
RPD_LMP_NO_CALLBACK .....	443
RPD_LMP_NO_MEMORY .....	443
RPD_LMP_NO_PEER .....	443
RPD_LMP_PEER .....	444
RPD_LMP_PEER_IFL .....	444

RPD_LMP_PEER_INDEX .....	444
RPD_LMP_RESOURCE .....	444
RPD_LMP_RESOURCE_NO_LINK .....	444
RPD_LMP_SEND .....	445
RPD_LMP_SEND_ALLOCATION_MESSAGE .....	445
RPD_LMP_SYSFAIL .....	445
RPD_LMP_TE_LINK .....	445
RPD_LMP_TE_LINK_INDEX .....	445
RPD_LMP_UNEXPECTED_OPCODE .....	446
RPD_LOCK_FLOCKED .....	446
RPD_LOCK_LOCKED .....	446
RPD_MC_CFG_CREATE_ENTRY_FAILED .....	446
RPD_MC_COSD_WRITE_ERROR .....	447
RPD_MC_DESIGNATED_PE_CHANGE .....	447
RPD_MC_DYN_CFG_ALREADY_BOUND .....	447
RPD_MC_DYN_CFG_SES_ID_ADD_FAIL .....	447
RPD_MC_DYN_CFG_SES_ID_MISMATCH .....	448
RPD_MC_LOCAL_DESIGNATED_PE .....	448
RPD_MC_OIF_REJECT .....	448
RPD_MC_OIF_RE_ADMIT .....	448
RPD_MGMT_TIMEOUT .....	448
RPD_MIRROR_ERROR .....	449
RPD_MIRROR_VERSION_MISMATCH .....	449
RPD_MLD_ACCOUNTING_OFF .....	449
RPD_MLD_ACCOUNTING_ON .....	449
RPD_MLD_ALL_SUBSCRIBERS_DELETED .....	450
RPD_MLD_CFG_CREATE_ENTRY_FAILED .....	450
RPD_MLD_CFG_GROUP_OUT_OF_RANGE .....	450
RPD_MLD_CFG_INVALID_VALUE .....	450
RPD_MLD_CFG_SOURCE_OUT_OF_RANGE .....	451
RPD_MLD_DYN_CFG_ALREADY_BOUND .....	451
RPD_MLD_DYN_CFG_INVALID_STMT .....	451
RPD_MLD_DYN_CFG_SES_ID_ADD_FAIL .....	451
RPD_MLD_DYN_CFG_SES_ID_MISMATCH .....	452
RPD_MLD_JOIN .....	452
RPD_MLD_LEAVE .....	452
RPD_MLD_MEMBERSHIP_TIMEOUT .....	452
RPD_MLD_ROUTER_VERSION_MISMATCH .....	452
RPD_MPLS_INTERFACE_ROUTE_ERROR .....	453
RPD_MPLS_LSP_AUTOBW_NOTICE .....	453
RPD_MPLS_LSP_BANDWIDTH_CHANGE .....	453
RPD_MPLS_LSP_CHANGE .....	453
RPD_MPLS_LSP_DOWN .....	453
RPD_MPLS_LSP_SWITCH .....	454
RPD_MPLS_LSP_UP .....	454
RPD_MPLS_OAM_LSP_PING_REPLY_ERR .....	454
RPD_MPLS_OAM_PING_REPLY_TIMEOUT .....	454
RPD_MPLS_OAM_READ_ERROR .....	454
RPD_MPLS_OAM_WRITE_ERROR .....	455
RPD_MPLS_PATH_BANDWIDTH_CHANGE .....	455
RPD_MPLS_PATH_BFD_DOWN .....	455

RPD_MPLS_PATH_BFD_UP .....	455
RPD_MPLS_PATH_BW_NOT_AVAILABLE .....	455
RPD_MPLS_PATH_DOWN .....	456
RPD_MPLS_PATH_PING_DOWN .....	456
RPD_MPLS_PATH_UP .....	456
RPD_MPLS_TABLE_ROUTE_ERROR .....	456
RPD_MSDP_PEER_DOWN .....	457
RPD_MSDP_PEER_UP .....	457
RPD_MSDP_SRC_ACTIVE_OVER_LIMIT .....	457
RPD_MSDP_SRC_ACTIVE_OVER_THRESH .....	457
RPD_MSDP_SRC_ACTIVE_UNDER_LIMIT .....	458
RPD_MSDP_SRC_ACTIVE_UNDER_THRESH .....	458
RPD_OSPF_CFGNBR_P2P .....	458
RPD_OSPF_LDP_SYNC .....	458
RPD_OSPF_NBRDOWN .....	459
RPD_OSPF_NBRUP .....	459
RPD_OSPF_OVERLOAD .....	459
RPD_OS_MEMHIGH .....	459
RPD_PARSE_BAD_LR_NAME .....	460
RPD_PARSE_BAD_OPTION .....	460
RPD_PARSE_CMD_ARG .....	460
RPD_PARSE_CMD_DUPLICATE .....	460
RPD_PARSE_CMD_EXTRA .....	461
RPD_PIM_NBRDOWN .....	461
RPD_PIM_NBRUP .....	461
RPD_PPM_READ_ERROR .....	461
RPD_PPM_WRITE_ERROR .....	461
RPD_RDISC_CKSUM .....	462
RPD_RDISC_NOMULTI .....	462
RPD_RDISC_NORECVIF .....	462
RPD_RDISC_SOLICITADDR .....	463
RPD_RDISC_SOLICITICMP .....	463
RPD_RDISC_SOLICITLEN .....	463
RPD_RIP_AUTH_REQUEST .....	463
RPD_RIP_AUTH_UPDATE .....	464
RPD_RIP_JOIN_BROADCAST .....	464
RPD_RIP_JOIN_MULTICAST .....	464
RPD_RSVP_BACKUP_DOWN .....	464
RPD_RSVP_BYPASS_DOWN .....	464
RPD_RSVP_BYPASS_UP .....	465
RPD_RSVP_LSP_SWITCH .....	465
RPD_RSVP_MAXIMUM_SESSIONS .....	465
RPD_RSVP_NBRDOWN .....	465
RPD_RSVP_NBRUP .....	465
RPD_RT_CFG_CREATE_ENTRY_FAILED .....	466
RPD_RT_CFG_INVALID_VALUE .....	466
RPD_RT_DUPLICATE_RD .....	466
RPD_RT_ERROR .....	466
RPD_RT_IFUP .....	466
RPD_RT_PATH_LIMIT_BELOW .....	467
RPD_RT_PATH_LIMIT_REACHED .....	467

RPD_RT_PATH_LIMIT_WARNING .....	467
RPD_RT_PREFIX_LIMIT_BELOW .....	467
RPD_RT_PREFIX_LIMIT_REACHED .....	468
RPD_RT_PREFIX_LIMIT_WARNING .....	468
RPD_RT_SHOWMODE .....	468
RPD_RT_TAG_ID_ALLOC_FAILED .....	468
RPD_SCHED_CALLBACK_LONGRUNTIME .....	469
RPD_SCHED_CUMULATIVE_LONGRUNTIME .....	469
RPD_SCHED_MODULE_LONGRUNTIME .....	469
RPD_SCHED_TASK_LONGRUNTIME .....	469
RPD_SIGNAL_TERMINATE .....	470
RPD_SNMP_CONN_PROG .....	470
RPD_SNMP_CONN_QUIT .....	470
RPD_SNMP_CONN_RETRY .....	470
RPD_SNMP_INVALID_SOCKET .....	470
RPD_SNMP_SOCKOPT_BLOCK .....	471
RPD_SNMP_SOCKOPT_RECVBUF .....	471
RPD_SNMP_SOCKOPT_SENDBUF .....	471
RPD_START .....	471
RPD_SYSTEM .....	471
RPD_TASK_BEGIN .....	472
RPD_TASK_CHILDKILLED .....	472
RPD_TASK_CHILDSTOPPED .....	472
RPD_TASK_DYN_REINIT .....	472
RPD_TASK_FORK .....	472
RPD_TASK_GETWD .....	472
RPD_TASK_MASTERSHIP .....	473
RPD_TASK_NOREINIT .....	473
RPD_TASK_PIDCLOSED .....	473
RPD_TASK_PIDFLOCK .....	473
RPD_TASK_PIDWRITE .....	473
RPD_TASK_REINIT .....	474
RPD_TASK_SIGNALIGNORE .....	474
RPD_TRACE_FAILED .....	474

**Chapter 68****RT System Log Messages****475**

RT_FLOW_SESSION_CLOSE .....	475
RT_FLOW_SESSION_CREATE .....	475
RT_FLOW_SESSION_DENY .....	475
RT_GTP_BAD_LICENSE .....	476
RT_GTP_DEL_TUNNEL_V0 .....	476
RT_GTP_DEL_TUNNEL_V1 .....	476
RT_GTP_PKT_APN_IE .....	476
RT_GTP_PKT_DESCRIPTION_CHARGING .....	476
RT_GTP_PKT_DESCRIPTION_V0 .....	477
RT_GTP_PKT_DESCRIPTION_V1 .....	477
RT_GTP_PKT_ENDUSER_ADDR_IE_IPV4 .....	477
RT_GTP_PKT_GSNADDR_IE .....	477
RT_GTP_PKT_IMSI_IE .....	477

RT_GTP_PKT_MSISDN_IE .....	478
RT_GTP_PKT_RESULT .....	478
RT_GTP_SANITY_EXTENSION_HEADER .....	478
RT_GTP_SYSTEM_ERROR .....	478
RT_H323_CALL_LIMIT_EXCEED .....	478
RT_H323_NAT_COOKIE_NOT_FOUND .....	479
RT_H323_RAS_REQ_FLOOD .....	479
RT_IPSEC_BAD_SPI .....	479
RT_IPSEC_REPLAY .....	479
RT_MGCP_CALL_LIMIT_EXCEED .....	479
RT_MGCP_DECODE_FAIL .....	480
RT_MGCP_MEM_ALLOC_FAILED .....	480
RT_MGCP_REG_NAT_VEC_FAIL .....	480
RT_MGCP_REG_RM_FAIL .....	480
RT_MGCP_REM_NAT_VEC_FAIL .....	480
RT_MGCP_RM_CLIENTID_FAIL .....	480
RT_MGCP_UNREG_BY_RM .....	481
RT_SCCP_CALL_LIMIT_EXCEED .....	481
RT_SCCP_CALL_RATE_EXCEED .....	481
RT_SCCP_DECODE_FAIL .....	481
RT_SCCP_NAT_COOKIE_NOT_FOUND .....	481
RT_SCCP_REM_NAT_VEC_FAIL .....	481
RT_SCCP_UNREG_RM_FAIL .....	482
RT_SCREEN_ICMP .....	482
RT_SCREEN_ICMP_FLOOD .....	482
RT_SCREEN_ICMP_FRAG .....	482
RT_SCREEN_ICMP_ID .....	482
RT_SCREEN_ICMP_LARGE .....	483
RT_SCREEN_ICMP_PING_DEATH .....	483
RT_SCREEN_IP .....	483
RT_SCREEN_IP_BAD_OPT .....	483
RT_SCREEN_IP_FRAG .....	483
RT_SCREEN_IP_LAND .....	484
RT_SCREEN_IP_OPT_FILTER_ROUTE .....	484
RT_SCREEN_IP_OPT_LSR .....	484
RT_SCREEN_IP_OPT_RECORD .....	484
RT_SCREEN_IP_OPT_SCHT .....	484
RT_SCREEN_IP_OPT_SSR .....	485
RT_SCREEN_IP_OPT_STREAM .....	485
RT_SCREEN_IP_OPT_TIMESTAMP .....	485
RT_SCREEN_IP_SPOOFING .....	485
RT_SCREEN_IP_SWEEP .....	485
RT_SCREEN_IP_UNKNOWN_PROT .....	486
RT_SCREEN_MAL_URL .....	486
RT_SCREEN_OVER_SESSION_DST .....	486
RT_SCREEN_OVER_SESSION_SRC .....	486
RT_SCREEN_PORT_SCAN .....	486
RT_SCREEN_SESSION_LIMIT .....	487
RT_SCREEN_SYN_ACK_ACK .....	487
RT_SCREEN_TCP .....	487
RT_SCREEN_TCP_DST_IP .....	487

	RT_SCREEN_TCP_FIN_NO_ACK .....	487
	RT_SCREEN_TCP_FRAG .....	488
	RT_SCREEN_TCP_NO_FLAG .....	488
	RT_SCREEN_TCP_SRC_IP .....	488
	RT_SCREEN_TCP_SYN_FIN .....	488
	RT_SCREEN_TCP_SYN_FLOOD .....	488
	RT_SCREEN_TEAR_DROP .....	489
	RT_SCREEN_UDP .....	489
	RT_SCREEN_UDP_FLOOD .....	489
	RT_SCREEN_WINNUKE .....	489
	RT_SIP_CALL_LIMIT_EXCEED .....	489
	RT_SIP_DECODE_FAIL .....	490
	RT_SIP_INIT_EP_FAIL .....	490
	RT_SIP_INIT_LISTENER_FAIL .....	490
	RT_SIP_MEM_ALLOC_FAILED .....	490
	RT_SIP_REG_NAT_VEC_FAIL .....	490
	RT_SIP_REG_RM_FAIL .....	490
	RT_SIP_REM_NAT_VEC_FAIL .....	491
	RT_SIP_UNREG_BY_RM .....	491
	RT_SOURCE_NAT_ALARM_CLEAR .....	491
	RT_SOURCE_NAT_ALARM_RAISE .....	491
	RT_SRC_NAT_ALARM_CLEAR .....	491
	RT_SRC_NAT_ALARM_RAISE .....	491
<b>Chapter 69</b>	<b>RTLOG System Log Messages</b>	<b>493</b>
	RTLOG_SOURCE_INIT .....	493
	RTLOG_UTP_TCP_SYN_FLOOD .....	493
<b>Chapter 70</b>	<b>RTLOGD System Log Messages</b>	<b>495</b>
	RTLOGD_LOG_BIND_ERROR .....	495
	RTLOGD_LOG_READ_ERROR .....	495
<b>Chapter 71</b>	<b>RTPERF System Log Messages</b>	<b>497</b>
	RTPERF_CPU_THRESHOLD_EXCEEDED .....	497
	RTPERF_CPU_USAGE_OK .....	497
<b>Chapter 72</b>	<b>SAVAL System Log Messages</b>	<b>499</b>
	SAVAL_RTsock_FAILURE .....	499
<b>Chapter 73</b>	<b>SDXD System Log Messages</b>	<b>501</b>
	SDXD_BEEP_FIN_FAIL .....	501
	SDXD_BEEP_INIT_FAIL .....	501



SDXD_CHANNEL_START_FAIL .....	501
SDXD_CONNECT_FAIL .....	502
SDXD_DAEMONIZE_FAIL .....	502
SDXD_EVLIB_FAILURE .....	502
SDXD_KEEPALIVES_MISSED .....	502
SDXD_KEEPALIVE_SEND_FAIL .....	502
SDXD_MGMT_SOCKET_IO .....	503
SDXD_OUT_OF_MEMORY .....	503
SDXD_PID_FILE_UPDATE .....	503
SDXD_SOCKET_FAILURE .....	503

**Chapter 74****SNMP System Log Messages 505**

SNMP_GET_ERROR1 .....	505
SNMP_GET_ERROR2 .....	505
SNMP_GET_ERROR3 .....	506
SNMP_GET_ERROR4 .....	506
SNMP_RTSLIB_FAILURE .....	506
SNMP_TRAP_LINK_DOWN .....	506
SNMP_TRAP_LINK_UP .....	507
SNMP_TRAP_TRACERT_PATH_CHANGE .....	507
SNMP_TRAP_TRACERT_TEST_COMPLETED .....	507
SNMP_TRAP_TRACERT_TEST_FAILED .....	507

**Chapter 75****SNMPD System Log Messages 509**

SNMPD_AUTH_FAILURE .....	509
SNMPD_AUTH_PRIVILEGES_EXCEEDED .....	509
SNMPD_AUTH_RESTRICTED_ADDRESS .....	509
SNMPD_AUTH_WRONG_PDU_TYPE .....	510
SNMPD_BIND_INFO .....	510
SNMPD_CONFIG_ERROR .....	510
SNMPD_CONTEXT_ERROR .....	510
SNMPD_FILE_FAILURE .....	511
SNMPD_GROUP_ERROR .....	511
SNMPD_HEALTH_MON_THRESH_CROSS .....	511
SNMPD_INIT_FAILED .....	511
SNMPD_LIBJUNIPER_FAILURE .....	512
SNMPD_RADIX_FAILURE .....	512
SNMPD_RECEIVE_FAILURE .....	512
SNMPD_RMONFILE_FAILURE .....	513
SNMPD_RMON_COOKIE .....	513
SNMPD_RMON_EVENTLOG .....	513
SNMPD_RMON_MIBERROR .....	513
SNMPD_RTSLIB_ASYNC_EVENT .....	514
SNMPD_SEND_FAILURE .....	514
SNMPD_SET_FAILED .....	514
SNMPD_SMOID_GEN_FAILURE .....	514
SNMPD_SOCKET_FAILURE .....	515
SNMPD_SOCKET_FATAL_FAILURE .....	515

SNMPD_SYSLIB_FAILURE .....	515
SNMPD_SYSOID_FAILURE .....	515
SNMPD_SYSOID_GEN_FAILURE .....	516
SNMPD_THROTTLE_QUEUE_DRAINED .....	516
SNMPD_TRAP_COLD_START .....	516
SNMPD_TRAP_GEN_FAILURE .....	516
SNMPD_TRAP_INVALID_DATA .....	517
SNMPD_TRAP_QUEUED .....	517
SNMPD_TRAP_QUEUE_DRAINED .....	517
SNMPD_TRAP_QUEUE_MAX_ATTEMPTS .....	517
SNMPD_TRAP_QUEUE_MAX_SIZE .....	518
SNMPD_TRAP_THROTTLED .....	518
SNMPD_TRAP_WARM_START .....	518
SNMPD_USER_ERROR .....	518

**Chapter 76****SPD System Log Messages****519**

SPD_CONFIGURATION_COMPILE .....	519
SPD_CONN_FATAL_FAILURE .....	519
SPD_CONN_NO_REPLY .....	519
SPD_CONN_OPEN_FAILURE .....	519
SPD_CONN_SEND_FAILURE .....	520
SPD_CONN_UNEXPECTED_MSG .....	520
SPD_DAEMONIZE_FAILED .....	520
SPD_DB_IF_ADD_FAILURE .....	520
SPD_DB_IF_ALLOC_FAILURE .....	521
SPD_DB_SVC_SET_ADD_FAILURE .....	521
SPD_DB_SVC_SET_ALLOC_FAILURE .....	521
SPD_DUPLICATE .....	521
SPD_EVLIB_CREATE_FAILURE .....	521
SPD_EVLIB_EXIT_FAILURE .....	522
SPD_NOT_ROOT .....	522
SPD_OUT_OF_MEMORY .....	522
SPD_PID_FILE_LOCK .....	522
SPD_PID_FILE_UPDATE .....	522
SPD_SERVICE_NEXT_HOP_ADD_FAILED .....	523
SPD_SERVICE_NEXT_HOP_DEL_FAILED .....	523
SPD_TRAP_OID_GEN_FAILED .....	523
SPD_TRAP_REQUEST_FAILURE .....	523
SPD_USAGE .....	523

**Chapter 77****TASK System Log Messages****525**

TASK_ABORT .....	525
TASK_ACTIVE_TERMINATE .....	525
TASK_ASSERT .....	525
TASK_ASSERT_SOFT .....	526
TASK_EXIT .....	526
TASK_LOCK_FLOCKED .....	526
TASK_LOCK_LOCKED .....	527

TASK_MGMT_TIMEOUT .....	527
TASK_OS_MEMHIGH .....	527
TASK_SCHED_CALLBACK_LONGRUNTIME .....	527
TASK_SCHED_CUMULATIVE_RUNTIME .....	528
TASK_SCHED_MODULE_LONGRUNTIME .....	528
TASK_SCHED_TASK_LONGRUNTIME .....	528
TASK_SIGNAL_TERMINATE .....	528
TASK_START .....	529
TASK_SYSTEM .....	529
TASK_TASK_BEGIN .....	529
TASK_TASK_CHILDKILLED .....	529
TASK_TASK_CHILDSTOPPED .....	529
TASK_TASK_FORK .....	530
TASK_TASK_GETWD .....	530
TASK_TASK_NOREINIT .....	530
TASK_TASK_PIDCLOSED .....	530
TASK_TASK_PIDFLOCK .....	530
TASK_TASK_PIDWRITE .....	531
TASK_TASK_REINIT .....	531
TASK_TASK_SIGNALIGNORE .....	531
TASK_TRACE_FAILED .....	531

**Chapter 78****TFTPD System Log Messages****533**

TFTPD_AF_ERR .....	533
TFTPD_BIND_ERR .....	533
TFTPD_CONNECT_ERR .....	533
TFTPD_CONNECT_INFO .....	533
TFTPD_CREATE_ERR .....	534
TFTPD_FIO_ERR .....	534
TFTPD_FORK_ERR .....	534
TFTPD_NAK_ERR .....	534
TFTPD_OPEN_ERR .....	534
TFTPD_RECVCOMPLETE_INFO .....	535
TFTPD_RECVFROM_ERR .....	535
TFTPD_RECV_ERR .....	535
TFTPD_SENDCOMPLETE_INFO .....	535
TFTPD_SEND_ERR .....	535
TFTPD_SOCKET_ERR .....	536
TFTPD_STATFS_ERR .....	536

**Chapter 79****UI System Log Messages****537**

UI_AUTH_EVENT .....	537
UI_AUTH_INVALID_CHALLENGE .....	537
UI_BOOTTIME_FAILED .....	537
UI_CFG_AUDIT_NEW .....	538
UI_CFG_AUDIT_OTHER .....	538
UI_CFG_AUDIT_SET .....	538
UI_CFG_AUDIT_SET_SECRET .....	538

UI_CHILD_ARGS_EXCEEDED .....	538
UI_CHILD_CHANGE_USER .....	539
UI_CHILD_EXEC .....	539
UI_CHILD_EXITED .....	539
UI_CHILD_FOPEN .....	539
UI_CHILD_PIPE_FAILED .....	540
UI_CHILD_STOPPED .....	540
UI_CHILD_WAITPID .....	540
UI_CMDLINE_READ_LINE .....	541
UI_CMD_AUTH_REGEX_INVALID .....	541
UI_COMMIT .....	541
UI_COMMIT_AT_ABORT .....	541
UI_COMMIT_AT_COMPLETED .....	541
UI_COMMIT_AT_FAILED .....	542
UI_COMMIT_COMPRESS_FAILED .....	542
UI_COMMIT_CONFIRMED_REMINDER .....	542
UI_COMMIT_EMPTY_CONTAINER .....	542
UI_COMMIT_NOT_CONFIRMED .....	543
UI_COMMIT_PROGRESS .....	543
UI_COMMIT_ROLLBACK_FAILED .....	543
UI_COMMIT_SYNC_FORCE .....	544
UI_CONFIGURATION_ERROR .....	544
UI_CONFIGURATION_WARNING .....	544
UI_DAEMON_ACCEPT_FAILED .....	544
UI_DAEMON_FORK_FAILED .....	544
UI_DAEMON_SELECT_FAILED .....	545
UI_DAEMON_SOCKET_FAILED .....	545
UI_DBASE_ACCESS_FAILED .....	545
UI_DBASE_CHECKOUT_FAILED .....	546
UI_DBASE_EXTEND_FAILED .....	546
UI_DBASE_LOGIN_EVENT .....	546
UI_DBASE_LOGOUT_EVENT .....	546
UI_DBASE_MISMATCH_EXTENT .....	547
UI_DBASE_MISMATCH_MAJOR .....	547
UI_DBASE_MISMATCH_MINOR .....	547
UI_DBASE_MISMATCH_SEQUENCE .....	548
UI_DBASE_MISMATCH_SIZE .....	548
UI_DBASE_OPEN_FAILED .....	548
UI_DBASE_REBUILD_FAILED .....	549
UI_DBASE_REBUILD_SCHEMA_FAILED .....	549
UI_DBASE_REBUILD_STARTED .....	549
UI_DBASE_RECREATE .....	550
UI_DBASE_REOPEN_FAILED .....	550
UI_DUPLICATE_UID .....	550
UI_FACTORY_OPERATION .....	550
UI_INITIALSETUP_OPERATION .....	551
UI_INVALID_REMOTE_PERMISSION .....	551
UI_JUNOSCRIPT_CMD .....	551
UI_JUNOSCRIPT_ERROR .....	551
UI_LCC_NO_MASTER .....	551
UI_LOAD_EVENT .....	552

UI_LOAD_JUNOS_DEFAULT_FILE_EVENT .....	552
UI_LOGIN_EVENT .....	552
UI_LOGOUT_EVENT .....	552
UI_LOST_CONN .....	552
UI_MASTERSHIP_EVENT .....	553
UI_MOTD_PROPAGATE_ERROR .....	553
UI_NETCONF_CMD .....	553
UI_NETCONF_ERROR .....	553
UI_PARSE_JUNOSSCRIPT_ATTRIBUTES .....	554
UI_READ_FAILED .....	554
UI_READ_TIMEOUT .....	554
UI_REBOOT_EVENT .....	554
UI_RESCUE_OPERATION .....	554
UI_RESTART_EVENT .....	555
UI_SCHEMA_CHECKOUT_FAILED .....	555
UI_SCHEMA_MISMATCH_MAJOR .....	555
UI_SCHEMA_MISMATCH_SEQUENCE .....	556
UI_SCHEMA_SEQUENCE_ERROR .....	556
UI_TACPLUS_ERROR .....	556
UI_VERSION_FAILED .....	556
UI_WRITE_RECONNECT .....	557

**Chapter 80****VCCPD System Log Messages 559**

VCCPD_KNL_VERSION .....	559
VCCPD_KNL_VERSIONNONE .....	559
VCCPD_KNL_VERSIONOLD .....	559
VCCPD_PROTOCOL_ADJDOWN .....	560
VCCPD_PROTOCOL_ADJUP .....	560
VCCPD_PROTOCOL_LSPCKSUM .....	560
VCCPD_PROTOCOL_OVERLOAD .....	560
VCCPD_SYSTEM .....	561

**Chapter 81****VRRPD System Log Messages 563**

VRRPD_ADVERT_TIME_MISMATCH .....	563
VRRPD_AUTH_INFO_INVALID .....	563
VRRPD_GET_TRAP_HEADER_FAILED .....	564
VRRPD_LINK_LOCAL_ADD_MISMATCH .....	564
VRRPD_MISSING_VIP .....	564
VRRPD_NEW_BACKUP .....	564
VRRPD_NEW_MASTER .....	565
VRRPD_VIP_COUNT_MISMATCH .....	565

**Chapter 82****WEB System Log Messages 567**

WEB_AUTH_FAIL .....	567
WEB_AUTH_SUCCESS .....	567
WEB_AUTH_TIME_EXCEEDED .....	567

WEB_CERT_FILE_NOT_FOUND .....	567
WEB_CHILD_STATE .....	568
WEB_CONFIG_OPEN_ERROR .....	568
WEB_CONFIG_WRITE_ERROR .....	568
WEB_COULDNT_START_HTTPD .....	568
WEB_EVENTLIB_INIT .....	568
WEB_KEYPAIR_FILE_NOT_FOUND .....	568
WEB_MGD_BIND_ERROR .....	569
WEB_MGD_CHMOD_ERROR .....	569
WEB_MGD_CONNECT_ERROR .....	569
WEB_MGD_FCNTL_ERROR .....	569
WEB_MGD_LISTEN_ERROR .....	569
WEB_MGD_RECVMSG_PEEK_ERROR .....	570
WEB_MGD_SOCKET_ERROR .....	570
WEB_PIDFILE_LOCK .....	570
WEB_PIDFILE_UPDATE .....	570
WEB_UNAME_FAILED .....	570
WEB_WEBAUTH_AUTH_FAIL .....	571
WEB_WEBAUTH_AUTH_OK .....	571
WEB_WEBAUTH_CONNECT_FAIL .....	571

## Part 3

## Index

---

Index .....	575
-------------	-----

# About This Guide

This preface provides the following guidelines for using the *JUNOS® Software System Log Messages Reference*:

- JUNOS Documentation and Release Notes on page lv
- Objectives on page lvi
- Audience on page lvi
- Supported Platforms on page lvi
- Using the Examples in This Manual on page lvii
- Documentation Conventions on page lviii
- Documentation Feedback on page lx
- Requesting Technical Support on page lx

## JUNOS Documentation and Release Notes

---

For a list of related JUNOS documentation, see <http://www.juniper.net/techpubs/software/junos/>.

If the information in the latest release notes differs from the information in the documentation, follow the *JUNOS Software Release Notes*.

To obtain the most current version of all Juniper Networks® technical documentation, see the product documentation page on the Juniper Networks website at <http://www.juniper.net/techpubs/>.

Juniper Networks supports a technical book program to publish books by Juniper Networks engineers and subject matter experts with book publishers around the world. These books go beyond the technical documentation to explore the nuances of network architecture, deployment, and administration using JUNOS Software and Juniper Networks devices. In addition, the Juniper Networks Technical Library, published in conjunction with O'Reilly Media, explores improving network security, reliability, and availability using JUNOS configuration techniques. All the books are for sale at technical bookstores and book outlets around the world. The current list can be viewed at <http://www.juniper.net/books>.

## Objectives

---

This reference describes system log messages generated by the JUNOS Software. Use the information to interpret system log messages and determine the appropriate corrective action for error conditions



**NOTE:** For additional information about JUNOS Software—either corrections to or information that might have been omitted from this guide—see the software release notes at <http://www.juniper.net/>.

---

## Audience

---

This guide is designed for network administrators who are configuring and monitoring a Juniper Networks M Series, MX Series, T Series, EX Series, or J Series router or switch.

To use this reference, you need a broad understanding of networks in general, the Internet in particular, networking principles, and network configuration. You must also be familiar with one or more of the following Internet routing protocols:

- Border Gateway Protocol (BGP)
- Distance Vector Multicast Routing Protocol (DVMRP)
- Intermediate System-to-Intermediate System (IS-IS)
- Internet Control Message Protocol (ICMP) router discovery
- Internet Group Management Protocol (IGMP)
- Multiprotocol Label Switching (MPLS)
- Open Shortest Path First (OSPF)
- Protocol-Independent Multicast (PIM)
- Resource Reservation Protocol (RSVP)
- Routing Information Protocol (RIP)
- Simple Network Management Protocol (SNMP)

Personnel operating the equipment must be trained and competent; must not conduct themselves in a careless, willfully negligent, or hostile manner; and must abide by the instructions provided by the documentation.

## Supported Platforms

---

For the features described in this manual, JUNOS Software currently supports the following platforms:

- J Series
- M Series



- MX Series
- T Series
- EX Series

## Using the Examples in This Manual

---

If you want to use the examples in this manual, you can use the **load merge** or the **load merge relative** command. These commands cause the software to merge the incoming configuration into the current candidate configuration. If the example configuration contains the top level of the hierarchy (or multiple hierarchies), the example is a *full example*. In this case, use the **load merge** command

If the example configuration does not start at the top level of the hierarchy, the example is a *snippet*. In this case, use the **load merge relative** command. These procedures are described in the following sections.

### Merging a Full Example

To merge a full example, follow these steps:

1. From the HTML or PDF version of the manual, copy a configuration example into a text file, save the file with a name, and copy the file to a directory on your routing platform.

For example, copy the following configuration to a file and name the file **ex-script.conf**. Copy the **ex-script.conf** file to the **/var/tmp** directory on your routing platform.

```
system {
  scripts {
    commit {
      file ex-script.xsl;
    }
  }
}
interfaces {
  fxp0 {
    disable;
    unit 0 {
      family inet {
        address 10.0.0.1/24;
      }
    }
  }
}
```

2. Merge the contents of the file into your routing platform configuration by issuing the **load merge** configuration mode command:

```
[edit]
user@host# load merge /var/tmp/ex-script.conf
load complete
```

## Merging a Snippet

To merge a snippet, follow these steps:

1. From the HTML or PDF version of the manual, copy a configuration snippet into a text file, save the file with a name, and copy the file to a directory on your routing platform.

For example, copy the following snippet to a file and name the file `ex-script-snippet.conf`. Copy the `ex-script-snippet.conf` file to the `/var/tmp` directory on your routing platform.

```
commit {
  file ex-script-snippet.xml;
}
```

2. Move to the hierarchy level that is relevant for this snippet by issuing the following configuration mode command:

```
[edit]
user@host# edit system scripts
[edit system scripts]
```

3. Merge the contents of the file into your routing platform configuration by issuing the load merge relative configuration mode command:

```
[edit system scripts]
user@host# load merge relative /var/tmp/ex-script-snippet.conf
load complete
```

For more information about the load command, see the *JUNOS CLI User Guide*

## Documentation Conventions

Table 1 on page lviii defines notice icons used in this guide.

**Table 1: Notice Icons**





Icon	Meaning	Description
	Informational note	Indicates important features or instructions.
	Caution	Indicates a situation that might result in loss of data or hardware damage.
	Warning	Alerts you to the risk of personal injury or death.
	Laser warning	Alerts you to the risk of personal injury from a laser.

Table 2 on page lix defines the text and syntax conventions used in this guide.

**Table 2: Text and Syntax Conventions**

Convention	Description	Examples
<b>Bold text like this</b>	Represents text that you type.	To enter configuration mode, type the configure command:  user@host> <b>configure</b>
Fixed-width text like this	Represents output that appears on the terminal screen.	user@host> <b>show chassis alarms</b> No alarms currently active
<i>Italic text like this</i>	<ul style="list-style-type: none"> <li>Introduces important new terms.</li> <li>Identifies book names.</li> <li>Identifies RFC and Internet draft titles.</li> </ul>	<ul style="list-style-type: none"> <li>A policy <i>term</i> is a named structure that defines match conditions and actions.</li> <li><i>JUNOS System Basics Configuration Guide</i></li> <li>RFC 1997, <i>BGP Communities Attribute</i></li> </ul>
<i>Italic text like this</i>	Represents variables (options for which you substitute a value) in commands or configuration statements.	Configure the machine's domain name:  [edit] root@# <b>set system domain-name</b> <i>domain-name</i>
Plain text like this	Represents names of configuration statements, commands, files, and directories; IP addresses; configuration hierarchy levels; or labels on routing platform components.	<ul style="list-style-type: none"> <li>To configure a stub area, include the <b>stub</b> statement at the [edit <b>protocols ospf area area-id</b>] hierarchy level.</li> <li>The console port is labeled <b>CONSOLE</b>.</li> </ul>
< > (angle brackets)	Enclose optional keywords or variables.	stub <default-metric <i>metric</i> >;
(pipe symbol)	Indicates a choice between the mutually exclusive keywords or variables on either side of the symbol. The set of choices is often enclosed in parentheses for clarity.	broadcast   multicast  ( <i>string1</i>   <i>string2</i>   <i>string3</i> )
# (pound sign)	Indicates a comment specified on the same line as the configuration statement to which it applies.	rsvp { # Required for dynamic MPLS only
[ ] (square brackets)	Enclose a variable for which you can substitute one or more values.	community name members [ <i>community-ids</i> ]

**Table 2: Text and Syntax Conventions** (*continued*)

Convention	Description	Examples
Indentation and braces ( { } )	Identify a level in the configuration hierarchy.	[edit] routing-options { static { route default { nexthop address; retain; } } }
;(semicolon)	Identifies a leaf statement at a configuration hierarchy level.	
<b>J-Web GUI Conventions</b>		
<b>Bold text like this</b>	Represents J-Web graphical user interface (GUI) items you click or select.	<ul style="list-style-type: none"> <li>■ In the Logical Interfaces box, select <b>All Interfaces</b>.</li> <li>■ To cancel the configuration, click <b>Cancel</b>.</li> </ul>
> (bold right angle bracket)	Separates levels in a hierarchy of J-Web selections.	In the configuration editor hierarchy, select <b>Protocols &gt; Ospf</b> .

## Documentation Feedback

We encourage you to provide feedback, comments, and suggestions so that we can improve the documentation. You can send your comments to [techpubs-comments@juniper.net](mailto:techpubs-comments@juniper.net), or fill out the documentation feedback form at <https://www.juniper.net/cgi-bin/docbugreport/>. If you are using e-mail, be sure to include the following information with your comments:

- Document or topic name
- URL or page number
- Software release version (if applicable)

## Requesting Technical Support

Technical product support is available through the Juniper Networks Technical Assistance Center (JTAC). If you are a customer with an active J-Care or JNASC support contract, or are covered under warranty, and need postsales technical support, you can access our tools and resources online or open a case with JTAC.

- JTAC policies—For a complete understanding of our JTAC procedures and policies, review the JTAC User Guide located at <http://www.juniper.net/customers/support/downloads/710059.pdf>.
- Product warranties—For product warranty information, visit <http://www.juniper.net/support/warranty/>.
- JTAC Hours of Operation —The JTAC centers have resources available 24 hours a day, 7 days a week, 365 days a year.

## Self-Help Online Tools and Resources

For quick and easy problem resolution, Juniper Networks has designed an online self-service portal called the Customer Support Center (CSC) that provides you with the following features:

- Find CSC offerings: <http://www.juniper.net/customers/support/>
- Search for known bugs: <http://www2.juniper.net/kb/>
- Find product documentation: <http://www.juniper.net/techpubs/>
- Find solutions and answer questions using our Knowledge Base: <http://kb.juniper.net/>
- Download the latest versions of software and review release notes: <http://www.juniper.net/customers/csc/software/>
- Search technical bulletins for relevant hardware and software notifications: <https://www.juniper.net/alerts/>
- Join and participate in the Juniper Networks Community Forum: <http://www.juniper.net/company/communities/>
- Open a case online in the CSC Case Management tool: <http://www.juniper.net/cm/>

To verify service entitlement by product serial number, use our Serial Number Entitlement (SNE) Tool: <https://tools.juniper.net/SerialNumberEntitlementSearch/>

## Opening a Case with JTAC

You can open a case with JTAC on the Web or by telephone.

- Use the Case Management tool in the CSC at <http://www.juniper.net/cm/> .
- Call 1-888-314-JTAC (1-888-314-5822 toll-free in the USA, Canada, and Mexico).

For international or direct-dial options in countries without toll-free numbers, visit us at <http://www.juniper.net/support/requesting-support.html>



## **Part 1**

# **Overview**

- Configuring System Log Messages on page 3





## Chapter 1

# Configuring System Log Messages

The JUNOS Software generates system log messages (also called syslog messages) to record events that occur on the routing platform, including the following:

- Routine operations, such as creation of an OSPF protocol adjacency or a user login into the configuration database
- Failure and error conditions, such as failure to access a configuration file or unexpected closure of a connection to a peer process
- Emergency or critical conditions, such as routing platform power-down due to excessive temperature

Each system log message identifies the JUNOS Software process that generated the message and briefly describes the operation or error that occurred. This reference provides more detailed information about each system log message and, when applicable, describes possible causes of the message and action you can take to correct error conditions.



**NOTE:** The configuration hierarchy in this chapter applies to JUNOS Software processes and libraries, not to the services on a PIC such as the Adaptive Services PIC. For information about configuring system logging for PIC services, see the *JUNOS Services Interfaces Configuration Guide*.

For information about interpreting messages generated by services on a PIC, see “Interpreting Messages Generated in Standard Format by Services on a PIC” on page 44.

---

This chapter discusses the following topics:

- System Logging Configuration Statements on page 4
- Minimum and Default System Logging Configuration on page 4
- Configuring System Logging for a Single-Chassis System on page 7
- Configuring System Logging for a Routing Matrix on page 28
- Displaying and Interpreting System Log Messages on page 37
- Getting Help About System Log Messages on page 49

## System Logging Configuration Statements

---

To configure the routing platform to log system messages, include the **syslog** statement at the [edit system] hierarchy level:

```
[edit system]
syslog {
  archive {
    files number;
    size size;
    (world-readable | no-world-readable);
  }
  console {
    facility severity;
  }
  file filename {
    facility severity;
    explicit-priority;
    match "regular-expression";
    structured-data {
      brief;
    }
    archive {
      files number;
      size size;
      (world-readable | no-world-readable);
    }
  }
  host (hostname | other-routing-engine | scc-master) {
    facility severity;
    explicit-priority;
    facility-override facility;
    log-prefix string;
    match "regular-expression";
  }
  source-address source-address;
  time-format (year | millisecond | year millisecond);
  user (username | *) {
    facility severity;
    match "regular-expression";
  }
}
```

## Minimum and Default System Logging Configuration

---

For information about the minimum and default system log settings on routing platforms that run the JUNOS Software, see the following sections:

- Minimum System Logging Configuration on page 5
- Default System Log Settings on page 5

## Minimum System Logging Configuration

To record or view system log messages, you must include the `syslog` statement at the `[edit system]` hierarchy level. Specify at least one destination for the messages, as described in Table 3 on page 5. For more information about the configuration statements, see “Configuring System Logging for a Single-Chassis System” on page 7.

**Table 3: Minimum Configuration Statements for System Logging**

Destination	Minimum Configuration Statements
File	<code>[edit system syslog]</code> <code>file filename {</code> <code>  facility severity ;</code> <code>}</code>
Terminal session of one, several, or all users	<code>[edit system syslog]</code> <code>user (username   *) {</code> <code>  facility severity ;</code> <code>}</code>
Routing platform console	<code>[edit system syslog]</code> <code>console {</code> <code>  facility severity ;</code> <code>}</code>
Remote machine or the other Routing Engine on the routing platform	<code>[edit system syslog]</code> <code>host (hostname   other-routing-engine) {</code> <code>  facility severity ;</code> <code>}</code>

## Default System Log Settings

Table 4 on page 6 summarizes the default system log settings that apply to all platforms that run the JUNOS Software, and specifies which statement to include in the configuration to override the default value.

**Table 4: Default System Logging Settings**

Setting	Default	Overriding Statement	Instructions
Alternative facility for message forwarded to a remote machine	For change-log: local6 For conflict-log: local5  For dfc: local1  For firewall: local3  For interactive-commands: local7  For pfe: local4	[edit system syslog] host <i>hostname</i> { facility-override <i>facility</i> ; }	“Changing the Alternative Facility Name for Remote Messages” on page 14
Format of messages logged to a file	Standard JUNOS format, based on UNIX format	[edit system syslog] file <i>filename</i> { structured-data; }	“Logging Messages in Structured-Data Format” on page 12
Maximum number of files in the archived set	10	[edit system syslog] archive { files <i>number</i> ; } file <i>filename</i> { archive { files <i>number</i> ; } }	“Configuring the Size and Number of Log Files” on page 18
Maximum size of log file	J Series: 128 kilobytes (KB)  M Series, MX Series, and T Series: 1 megabyte (MB)  TX Matrix: 10 MB	[edit system syslog] archive { size <i>size</i> ; } file <i>filename</i> { archive { size <i>size</i> ; } }	“Configuring the Size and Number of Log Files” on page 18
Timestamp format	Month, date, hour, minute, second For example: <b>Aug 21 12:36:30</b>	[edit system syslog] time-format <i>format</i> ;	“Including the Year or Millisecond in Timestamps” on page 22
Users who can read log files	root user and users with the JUNOS maintenance permission	[edit system syslog] archive { world-readable; } file <i>filename</i> { archive { world-readable; } }	“Configuring the Size and Number of Log Files” on page 18

In addition, the following messages are generated by default on specific platforms. To view either type of message, you must configure at least one destination for messages as described in “Minimum System Logging Configuration” on page 5

- On J Series platforms, a message is logged when a process running in the kernel consumes 500 or more consecutive milliseconds of CPU time.

To log the message on an M Series, MX Series, or T Series platform, include the `kernel info` statement at the appropriate hierarchy level:

```
[edit system syslog]
(console | file filename | host destination | user username) {
  kernel info;
}
```

- The master Routing Engine on each T640 routing node in a routing matrix forwards to the master Routing Engine on the TX Matrix platform all messages with a severity of `info` and higher. This is equivalent to the following configuration statement included on the TX Matrix platform:

```
[edit system syslog]
host scc-master {
  any info;
}
```

## Configuring System Logging for a Single-Chassis System

---

The JUNOS system logging utility is similar to the UNIX `syslogd` utility. This section describes how to configure system logging for a single-chassis system that runs the JUNOS Software.

System logging configuration for the JUNOS-FIPS software and for Juniper Networks routing platforms in a Common Criteria environment is the same as for the JUNOS Software. For more information, see the *Secure Configuration Guide for Common Criteria and JUNOS-FIPS*.

For information about configuring system logging for a routing matrix, see “Configuring System Logging for a Routing Matrix” on page 28.

Each system log message belongs to a facility, which groups together related messages. Each message is also preassigned a *severity level*, which indicates how seriously the triggering event affects routing platform functions. You always specify the facility and severity of the messages to include in the log. For more information, see “Specifying the Facility and Severity of Messages to Include in the Log” on page 9.

You direct messages to one or more destinations by including the appropriate statement at the `[edit system syslog]` hierarchy level:

- To a named file in a local file system, by including the **file** statement. See “Directing Messages to a Log File” on page 11.
- To the terminal session of one or more specific users (or all users) when they are logged in to the routing platform, by including the **user** statement. See “Directing Messages to a User Terminal” on page 12.
- To the routing platform console, by including the **console** statement. See “Directing Messages to the Console” on page 13.
- To a remote machine that is running the **syslogd** utility or to the other Routing Engine on the routing platform, by including the **host** statement. See “Directing Messages to a Remote Machine or the Other Routing Engine” on page 13.

By default, messages are logged in a standard format, which is based on a UNIX system log format; for detailed information, see “Interpreting System Log Messages” on page 38. You can alter the content and format of logged messages in the following ways:

- In JUNOS 8.3 and later, you can log messages to a file in structured-data format instead of the standard JUNOS format. Structured-data format provides more information without adding significant length, and makes it easier for automated applications to extract information from the message. For more information, see “Logging Messages in Structured-Data Format” on page 12.
- A message’s facility and severity level are together referred to as its priority. By default, the standard JUNOS format for messages does not include priority information. (Structured-data format includes a priority code by default.) To include priority information in standard-format messages directed to a file or a remote destination, include the **explicit-priority** statement. For more information, see “Including Priority Information in System Log Messages” on page 19.
- By default, the standard JUNOS format for messages specifies the month, date, hour, minute, and second when the message was logged. You can modify the timestamp on standard-format messages to include the year, the millisecond, or both. (Structured-data format specifies the year and millisecond by default.) For more information, see “Including the Year or Millisecond in Timestamps” on page 22.
- When directing messages to a remote machine, you can specify the IP address that is reported in messages as their source. You can also configure features that make it easier to separate JUNOS-specific messages or messages generated on particular routing platforms. For more information, see “Directing Messages to a Remote Machine or the Other Routing Engine” on page 13.
- The predefined facilities group together related messages, but you can also use regular expressions to specify more exactly which messages from a facility are logged to a file, a user terminal, or a remote destination. For more information, see “Using Regular Expressions to Refine the Set of Logged Messages” on page 23.

For a statement summary for the statements discussed in this chapter, see the *JUNOS System Basics Configuration Guide*.

For detailed information about configuring system logging, see the following sections:

- Specifying the Facility and Severity of Messages to Include in the Log on page 9
- Directing Messages to a Log File on page 11
- Directing Messages to a User Terminal on page 12
- Directing Messages to the Console on page 13
- Directing Messages to a Remote Machine or the Other Routing Engine on page 13
- Configuring the Size and Number of Log Files on page 18
- Including Priority Information in System Log Messages on page 19
- Including the Year or Millisecond in Timestamps on page 22
- Using Regular Expressions to Refine the Set of Logged Messages on page 23
- Disabling Logging of a Facility on page 25
- Examples: Configuring System Logging on page 25

### **Specifying the Facility and Severity of Messages to Include in the Log**

Each system log message belongs to a facility, which groups together messages that either are generated by the same source (such as a software process) or concern a similar condition or activity (such as authentication attempts). Each message is also preassigned a *severity level*, which indicates how seriously the triggering event affects routing platform functions.

When you configure logging for a facility and destination, you specify a severity level for each facility. Messages from the facility that are rated at that level or higher are logged to the destination

```
[edit system syslog]
(console | file filename | host destination | user username) {
  facility severity ;
}
```

(For information about the destinations, see “Directing Messages to a Log File” on page 11, “Directing Messages to a User Terminal” on page 12, “Directing Messages to the Console” on page 13 and “Directing Messages to a Remote Machine or the Other Routing Engine” on page 13.)

To log messages belonging to more than one facility to a particular destination, specify each facility and associated severity as a separate statement within the set of statements for the destination.

Table 5 on page 9 lists the facilities that you can specify in configuration statements at the [edit system syslog] hierarchy level.

**Table 5: JUNOS System Logging Facilities**

Facility	Type of Event or Error
any	All (messages from all facilities)
authorization	Authentication and authorization attempts

**Table 5: JUNOS System Logging Facilities** (*continued*)

Facility	Type of Event or Error
change-log	Changes to the JUNOS configuration
conflict-log	Specified configuration is invalid on the routing platform type
daemon	Actions performed or errors encountered by system processes
dfc	Events related to dynamic flow capture
firewall	Packet filtering actions performed by a firewall filter
ftp	Actions performed or errors encountered by the FTP process
interactive-commands	Commands issued at the JUNOS command-line interface (CLI) prompt or invoked by a client application such as a JUNOScript or NETCONF client
kernel	Actions performed or errors encountered by the JUNOS kernel
pfe	Actions performed or errors encountered by the Packet Forwarding Engine
user	Actions performed or errors encountered by user-space processes

Table 6 on page 10 lists the severity levels that you can specify in configuration statements at the `[edit system syslog]` hierarchy level. The levels from **emergency** through **info** are in order from highest severity (greatest effect on functioning) to lowest.

Unlike the other severity levels, the **none** level disables logging of a facility instead of indicating how seriously a triggering event affects routing functions. For more information, see “Disabling Logging of a Facility” on page 25

**Table 6: System Log Message Severity Levels**

Severity Level	Description
any	Includes all severity levels
none	Disables logging of the associated facility to a destination
emergency	System panic or other condition that causes the routing platform to stop functioning
alert	Conditions that require immediate correction, such as a corrupted system database



**Table 6: System Log Message Severity Levels** (*continued*)

Severity Level	Description
critical	Critical conditions, such as hard drive errors
error	Error conditions that generally have less serious consequences than errors in the emergency, alert, and critical levels
warning	Conditions that warrant monitoring
notice	Conditions that are not errors but might warrant special handling
info	Events or nonerror conditions of interest

## Directing Messages to a Log File

To direct system log messages to a file in the `/var/log` directory of the local Routing Engine, include the `file` statement at the `[edit system syslog]` hierarchy level:

```
[edit system syslog]
file filename {
  facility severity ;
  explicit-priority;
  match "regular-expression";
  structured-data {
    brief;
  }
  archive {
    files number ;
    size size;
    (world-readable | no-world-readable);
  }
}
```

For the list of facilities and severity levels, see “Specifying the Facility and Severity of Messages to Include in the Log” on page 9.

To prevent log files from growing too large, the JUNOS system logging utility by default writes messages to a sequence of files of a defined size. By including the `archive` statement, you can configure the number of files, their maximum size, and who can read them, for either all log files or a certain log file. For more information, see “Configuring the Size and Number of Log Files” on page 18.

For information about the following statements, see the indicated sections:

- `explicit-priority`—See “Including Priority Information in System Log Messages” on page 19.
- `match`—See “Using Regular Expressions to Refine the Set of Logged Messages” on page 23.
- `structured-data`—See “Logging Messages in Structured-Data Format” on page 12.
- Logging Messages in Structured-Data Format on page 12

## Logging Messages in Structured-Data Format

In JUNOS 8.3 and later, you can log messages to a file in structured-data format instead of the standard JUNOS format. Structured-data format provides more information without adding significant length, and makes it easier for automated applications to extract information from a message.

The structured-data format complies with Internet draft draft-ietf-syslog-protocol-21.txt. The draft establishes a standard message format regardless of the source or transport protocol for logged messages.

To output messages to a file in structured-data format, include the **structured-data** statement at the `[edit system syslog file filename]` hierarchy level:

```
[edit system syslog file filename]
  facility severity;
  structured-data {
    brief;
  }
```

The optional **brief** statement suppresses the English-language text that appears by default at the end of a message to describe the error or event. For information about the fields in a structured-data-format message, see “Displaying a Log File from a Single-Chassis System” on page 37

The structured format is used for all messages logged to the file that are generated by a JUNOS process or software library.



**NOTE:** If you include either or both of the **explicit-priority** and **time-format** statements along with the **structured-data** statement, they are ignored. These statements apply to the standard JUNOS system log format, not to structured-data format.

---

## Directing Messages to a User Terminal

To direct system log messages to the terminal session of one or more specific users (or all users) when they are logged in to the local Routing Engine, include the **user** statement at the `[edit system syslog]` hierarchy level:

```
[edit system syslog]
  user (username | *) {
    facility severity;
    match "regular-expression";
  }
```

Specify one or more JUNOS usernames, separating multiple values with spaces, or use the asterisk (\*) to indicate all users who are logged in to the local Routing Engine.

For the list of facilities and severity levels, see “Specifying the Facility and Severity of Messages to Include in the Log” on page 9. For information about the **match**

statement, see “Using Regular Expressions to Refine the Set of Logged Messages” on page 23.

### **Directing Messages to the Console**

To direct system log messages to the console of the local Routing Engine, include the `console` statement at the `[edit system syslog]` hierarchy level:

```
[edit system syslog]
console {
  facility severity;
}
```

For the list of facilities and severity levels, see “Specifying the Facility and Severity of Messages to Include in the Log” on page 9.

### **Directing Messages to a Remote Machine or the Other Routing Engine**

To direct system log messages to a remote machine or to the other Routing Engine on the routing platform, include the `host` statement at the `[edit system syslog]` hierarchy level:

```
[edit system syslog]
host (hostname | other-routing-engine) {
  facility severity;
  explicit-priority;
  facility-override facility;
  log-prefix string;
  match "regular-expression";
}
source-address source-address;
```

To direct system log messages to a remote machine, include the `host` *hostname* statement to specify the remote machine’s IP version 4 (IPv4) address, IP version 6 (IPv6) address, or fully qualified hostname. The remote machine must be running the standard `syslogd` utility. We do not recommend directing messages to another Juniper Networks routing platform. In each system log message directed to the remote machine, the hostname of the local Routing Engine appears after the timestamp to indicate that it is the source for the message.

To direct system log messages to the other Routing Engine on a routing platform with two Routing Engines installed and operational, include the `host other-routing-engine` statement. The statement is not automatically reciprocal, so you must include it in each Routing Engine’s configuration if you want them to direct messages to each other. In each message directed to the other Routing Engine, the string `re0` or `re1` appears after the timestamp to indicate the source for the message.

For the list of facilities and severity levels to configure under the `host` statement, see “Specifying the Facility and Severity of Messages to Include in the Log” on page 9.

To record facility and severity level information in each message, include the `explicit-priority` statement. For more information, see “Including Priority Information in System Log Messages” on page 19.

For information about the **match** statement, see “Using Regular Expressions to Refine the Set of Logged Messages” on page 23.

When directing messages to remote machines, you can include the **source-address** statement to specify the IP address of the routing platform that is reported in the messages as their source. In each host statement, you can also include the **facility-override** statement to assign an alternative facility and the **log-prefix** statement to add a string to each message. For more information, see the following sections:

- Specifying an Alternative Source Address for System Log Messages on page 14
- Changing the Alternative Facility Name for Remote Messages on page 14
- Examples: Assigning an Alternative Facility on page 16
- Adding a Text String to System Log Messages on page 17
- Adding a String on page 17

### Specifying an Alternative Source Address for System Log Messages

To specify the routing platform that is reported in system log messages as their source when they are directed to a remote machine, include the **source-address** statement at the [edit system syslog] hierarchy level:

```
[edit system syslog]
source-address source-address;
```

**source-address** is a valid IPv4 or IPv6 address configured on one of the routing platform interfaces. The address is reported in the messages directed to all remote machines specified in **host hostname** statements at the [edit system syslog] hierarchy level, but not in messages directed to the other Routing Engine.

### Changing the Alternative Facility Name for Remote Messages

Some facilities assigned to messages logged on the local routing platform have JUNOS-specific names (see Table 5 on page 9 in “Specifying the Facility and Severity of Messages to Include in the Log” on page 9). In the recommended configuration, a remote machine designated at the [edit system syslog host hostname] hierarchy level is not a Juniper Networks routing platform, so its **syslogd** utility cannot interpret the JUNOS-specific names. To enable the standard **syslogd** utility to handle messages from these facilities, when messages are directed to a remote machine a standard localX facility name is used instead of the JUNOS-specific facility name.

Table 7 on page 14 lists the default alternative facility name used for each JUNOS-specific facility name. For facilities that are not listed, the default alternative name is the same as the local facility name.

**Table 7: Default Facilities for Messages Directed to a Remote Destination**

JUNOS-Specific Local Facility	Default Facility When Directed to Remote Destination
change-log	local6
conflict-log	local5

**Table 7: Default Facilities for Messages Directed to a Remote Destination** (*continued*)

JUNOS-Specific Local Facility	Default Facility When Directed to Remote Destination
dfc	local1
firewall	local3
interactive-commands	local7
pfe	local4

The `syslogd` utility on a remote machine handles all messages that belong to a facility in the same way, regardless of the source of the message (the Juniper Networks routing platform or the remote machine itself). For example, the following statements in the configuration of the routing platform called `local-router` direct messages from the `authorization` facility to the remote machine `monitor.mycompany.com`:

```
[edit system syslog]
host monitor.mycompany.com {
  authorization info;
}
```

The default alternative facility for the local `authorization` facility is also `authorization`. If the `syslogd` utility on `monitor` is configured to write messages belonging to the `authorization` facility to the file `/var/log/auth-attempts`, the file contains both the messages generated when users log in to `local-router` and the messages generated when users log in to `monitor`. Although the name of the source machine appears in each system log message, the mixing of messages from multiple machines can make it more difficult to analyze the contents of the `auth-attempts` file.

To make it easier to separate the messages from each source, you can assign an alternative facility to all messages generated on `local-router` when they are directed to `monitor`. You can then configure the `syslogd` utility on `monitor` to write messages with the alternative facility to a different file from messages generated on `monitor` itself.

To change the facility used for all messages directed to a remote machine, include the `facility-override` statement at the `[edit system syslog host hostname]` hierarchy level:

```
[edit system syslog host hostname]
facility severity;
facility-override facility;
```

In general, it makes sense to specify an alternative facility that is not already in use on the remote machine, such as one of the `localX` facilities. On the remote machine, you must also configure the `syslogd` utility to handle the messages in the desired manner.

Table 8 on page 16 lists the facilities that you can specify in the `facility-override` statement.

**Table 8: Facilities for the facility-override Statement**

Facility	Description
authorization	Authentication and authorization attempts
daemon	Actions performed or errors encountered by system processes
ftp	Actions performed or errors encountered by the FTP process
kernel	Actions performed or errors encountered by the JUNOS kernel
local0	Local facility number 0
local1	Local facility number 1
local2	Local facility number 2
local3	Local facility number 3
local4	Local facility number 4
local5	Local facility number 5
local6	Local facility number 6
local7	Local facility number 7
user	Actions performed or errors encountered by user-space processes

We do not recommend including the `facility-override` statement at the `[edit system syslog host other-routing-engine]` hierarchy level. It is not necessary to use alternative facility names when directing messages to the other Routing Engine, because its JUNOS system logging utility can interpret the JUNOS-specific names.

### Examples: Assigning an Alternative Facility

Log all messages generated on the local routing platform at the error level or higher to the `local0` facility on the remote machine called `monitor.mycompany.com`:

```
[edit system syslog]
host monitor.mycompany.com {
  any error;
  facility-override local0;
}
```

Configure routing platforms located in and routing platforms located in New York to send messages to a single remote machine called `central-logger.mycompany.com`. The messages from California are assigned alternative facility `local0` and the messages from New York are assigned to alternative facility `local2`.

- Configure California routing platforms to aggregate messages in the `local0` facility:

```
[edit system syslog]
host central-logger.mycompany.com {
```

```
change-log info;
facility-override local0;
}
```

- Configure New York routing platforms to aggregate messages in the `local2` facility:

```
[edit system syslog]
host central-logger.mycompany.com {
  change-log info;
  facility-override local2;
}
```

On `central-logger`, you can then configure the system logging utility to write messages from the `local0` facility to the file `california-config` and the messages from the `local2` facility to the file `new-york-config`.

## Adding a Text String to System Log Messages

To add a text string to every system log message directed to a remote machine or to the other Routing Engine, include the `log-prefix` statement at the `[edit system syslog host]` hierarchy level:

```
[edit system syslog host (hostname | other-routing-engine)]
facility severity;
log-prefix string;
```

The string can contain any alphanumeric or special character except the equal sign (=) and the colon (:). It also cannot include the space character; do not enclose the string in quotation marks (“ ”) in an attempt to include spaces in it.

The JUNOS system logging utility automatically appends a colon and a space to the specified string. The string is inserted after the identifier for the Routing Engine that generated the message.

## Adding a String

Add the string `M120` to all messages to indicate that the router is an M120 router, and direct the messages to the remote machine `hardware-logger.mycompany.com`:

```
[edit system syslog]
host hardware-logger.mycompany.com {
  any info;
  log-prefix M120;
}
```

When these configuration statements are included on an M120 router called `origin1`, a message in the system log on `hardware-logger.mycompany.com` looks like the following:

```
Mar 9 17:33:23 origin1 M120: mgd[477]: UI_CMDLINE_READ_LINE: user 'root',
command 'run show version'
```

## Configuring the Size and Number of Log Files

To prevent log files from growing too large, the JUNOS system logging utility by default writes messages to a sequence of files of a defined size. The files in the sequence are referred to as *archive* files to distinguish them from the *active* file to which messages are currently being written. The default maximum size depends on the platform type:

- 128 kilobytes (KB) for J Series Services Routers
- 1 megabyte (MB) for M Series, MX Series, and T Series routing platforms

When an active log file called *logfile* reaches the maximum size, the logging utility closes the file, compresses it, and names the compressed archive file *logfile.0.gz*. The logging utility then opens and writes to a new active file called *logfile*. When the new *logfile* reaches the configured maximum size, *logfile.0.gz* is renamed *logfile.1.gz*, and the new *logfile* is closed, compressed, and renamed *logfile.0.gz*. By default, the logging utility creates up to 10 archive files in this manner. When the maximum number of archive files is reached, each time the active file reaches the maximum size the contents of the oldest archive file are lost (overwritten by the next oldest file). The logging utility by default also limits the users who can read log files to the root user and users who have the JUNOS **maintenance** permission.

You can include the **archive** statement to change the maximum size of each file, how many archive files are created, and who can read log files. To configure values that apply to all log files, include the **archive** statement at the **[edit system syslog]** hierarchy level:

```
[edit system syslog]
archive {
  files number;
  size size;
  (world-readable | no-world-readable);
}
```

To configure values that apply to a particular log file, include the **archive** statement at the **[edit system syslog file filename]** hierarchy level:

```
[edit system syslog file filename]
facility severity;
archive {
  files number;
  size size;
  (world-readable | no-world-readable);
}
```

**files number** specifies the number of files to create before the oldest file is overwritten. The value can be from **1** through **1000**.

**size size** specifies the maximum size of each file. The value can be from 64 KB (**64k**) through 1 gigabyte (**1g**); to represent megabytes, use the letter **m** after the integer. There is no space between the digits and the **k**, **m**, or **g** units letter.



`world-readable` enables all users to read log files. To restore the default permissions, include the `no-world-readable` statement.

## Including Priority Information in System Log Messages

A message's facility and severity level are together referred to as its priority. By default, messages logged in the standard JUNOS format do not include information about priority. To include priority information in standard-format messages directed to a file, include the `explicit-priority` statement at the `[edit system syslog file filename]` hierarchy level:

```
[edit system syslog file filename]
facility severity;
explicit-priority;
```



**NOTE:** Messages logged in structured-data format include priority information by default (structured-data format is available in JUNOS Release 8.3 and later and for file destinations only). If you include the `structured-data` statement at the `[edit system syslog file filename]` hierarchy level along with the `explicit-priority` statement, the `explicit-priority` statement is ignored and messages are logged in structured-data format.

For information about the `structured-data` statement, see “Logging Messages in Structured-Data Format” on page 12. For information about the contents of a structured-data message, see “Displaying a Log File from a Single-Chassis System” on page 37.

To include priority information in messages directed to a remote machine or the other Routing Engine, include the `explicit-priority` statement at the `[edit system syslog host (hostname | other-routing-engine)]` hierarchy level:

```
[edit system syslog host (hostname | other-routing-engine)]
facility severity;
explicit-priority;
```

The priority recorded in a message always indicates the original, local facility name. If the `facility-override` statement is included for messages directed to a remote destination, the JUNOS system logging utility still uses the alternative facility for the messages themselves when directing them to the remote destination. For more information about alternative facilities, see “Changing the Alternative Facility Name for Remote Messages” on page 14.

When the `explicit-priority` statement is included, the JUNOS logging utility prepends codes for the facility name and severity level to the message tag name, if the message has one:

```
FACILITY-severity[-TAG]
```

(The tag is a unique identifier assigned to some JUNOS system log messages; for more information, see “Interpreting System Log Messages” on page 38 and “Displaying and Interpreting System Log Message Descriptions” on page 49.)

Table 9 on page 20 lists the facility codes that can appear in system log messages and maps them to facility names.



**NOTE:** If the second column in Table 9 on page 20 does not include the JUNOS facility name for a code, the facility cannot be included in a statement at the [edit system syslog] hierarchy level. The JUNOS Software might use the facilities in Table 9 on page 20—and others that are not listed—when reporting on internal operations

**Table 9: Facility Codes Reported in Priority Information**

Code	JUNOS Facility Name	Type of Event or Error
AUTH	authorization	Authentication and authorization attempts
AUTHPRIV		Authentication and authorization attempts that can be viewed by superusers only
CHANGE	change-log	Changes to the JUNOS configuration
CONFLICT	conflict-log	Specified configuration is invalid on the routing platform type
CONSOLE		Messages written to /dev/console by the kernel console output driver
CRON		Actions performed or errors encountered by the cron process
DAEMON	daemon	Actions performed or errors encountered by system processes
DFC	dfc	Actions performed or errors encountered by the dynamic flow capture process
FIREWALL	firewall	Packet filtering actions performed by a firewall filter
FTP	ftp	Actions performed or errors encountered by the FTP process
INTERACT	interactive-commands	Commands issued at the JUNOS CLI prompt or invoked by a client application such as a JUNOScript or NETCONF client

**Table 9: Facility Codes Reported in Priority Information** (*continued*)

Code	JUNOS Facility Name	Type of Event or Error
KERN	kernel	Actions performed or errors encountered by the JUNOS kernel
NTP		Actions performed or errors encountered by the Network Time Protocol (NTP) process
PFE	pfe	Actions performed or errors encountered by the Packet Forwarding Engine
SYSLOG		Actions performed or errors encountered by the JUNOS system logging utility
USER	user	Actions performed or errors encountered by user-space processes

Table 10 on page 21 lists the numerical severity codes that can appear in system log messages and maps them to severity levels.

**Table 10: Numerical Codes for Severity Levels Reported in Priority Information**

Numerical Code	Severity Level	Description
0	emergency	System panic or other condition that causes the routing platform to stop functioning
1	alert	Conditions that require immediate correction, such as a corrupted system database
2	critical	Critical conditions, such as hard drive errors
3	error	Error conditions that generally have less serious consequences than errors in the emergency, alert, and critical levels
4	warning	Conditions that warrant monitoring
5	notice	Conditions that are not errors but might warrant special handling

**Table 10: Numerical Codes for Severity Levels Reported in Priority Information** *(continued)*

Numerical Code	Severity Level	Description
6	info	Events or nonerror conditions of interest
7	debug	Software debugging messages (these appear only if a technical support representative has instructed you to configure this severity level)

In the following example, the `CHASSISD_PARSE_COMPLETE` message belongs to the `daemon` facility and is assigned severity `info` (6):

```
Aug 21 12:36:30 router1 chassisd[522]:
```

```
%DAEMON-6-CHASSISD_PARSE_COMPLETE: Using new configuration
```

When the `explicit-priority` statement is not included, the priority does not appear in the message:

```
Aug 21 12:36:30 router1 chassisd[522]: CHASSISD_PARSE_COMPLETE: Using
new configuration
```

For more information about message formatting, see “Displaying and Interpreting System Log Messages” on page 37.

### ***Including the Year or Millisecond in Timestamps***

By default, the timestamp recorded in a standard-format system log message specifies the month, date, hour, minute, and second when the message was logged, as in the following example:

```
Aug 21 12:36:30
```

To include the year, the millisecond, or both in the timestamp, include the `time-format` statement at the `[edit system syslog]` hierarchy level:

```
edit system syslog
time-format (year | millisecond | year millisecond);
```

The modified timestamp is used in messages directed to each destination configured by a `file`, `console`, or `user` statement at the `[edit system syslog]` hierarchy level, but not to destinations configured by a `host` statement.

The following example illustrates the format for a timestamp that includes both the millisecond (401) and the year (2006):

Aug 21 12:36:30.401 2006



**NOTE:** Messages logged in structured-data format (available in JUNOS Release 8.3 and later for file destinations) include the year and millisecond by default. If you include the `structured-data` statement at the `[edit system syslog file filename]` hierarchy level along with the `time-format` statement, the `time-format` statement is ignored and messages are logged in structured-data format.

For information about the `structured-data` statement, see “Logging Messages in Structured-Data Format” on page 12. For information about the information in a structured-data message, see “Displaying a Log File from a Single-Chassis System” on page 37.

## Using Regular Expressions to Refine the Set of Logged Messages

The predefined facilities group together related messages, but you can also use regular expression matching to specify more exactly which messages from a facility are logged to a file, a user terminal, or a remote destination.

To specify the text string that must (or must not) appear in a message for the message to be logged to a destination, include the `match` statement and specify the regular expression which the text string must match:

```
match "regular-expression";
```

You can include this statement at the following hierarchy levels:

- `[edit system syslog file filename]` (for a file)
- `[edit system syslog user (username | *)]` (for the terminal session of one or all users)
- `[edit system syslog host (hostname | other-routing-engine)]` (for a remote destination)

In specifying the regular expression, use the notation defined in POSIX Standard 1003.2 for extended (modern) UNIX regular expressions. Explaining regular expression syntax is beyond the scope of this document, but POSIX standards are available from the Institute of Electrical and Electronics Engineers (IEEE, <http://www.ieee.org>).

Table 11 on page 24 specifies which character or characters are matched by some of the regular expression operators that you can use in the `match` statement. In the descriptions, the term `term` refers to either a single alphanumeric character or a set of characters enclosed in square brackets, parentheses, or braces.



**NOTE:** The `match` statement is not case-sensitive.

**Table 11: Regular Expression Operators for the match Statement**

Operator	Matches
. (period)	One instance of any character except the space.
* (asterisk)	Zero or more instances of the immediately preceding term.
+ (plus sign)	One or more instances of the immediately preceding term.
? (question mark)	Zero or one instance of the immediately preceding term.
(pipe)	One of the terms that appear on either side of the pipe operator.
! (exclamation point)	Any string except the one specified by the expression, when the exclamation point appears at the start of the expression. Use of the exclamation point is JUNOS Software-specific.
^ (caret)	Start of a line, when the caret appears outside square brackets.  One instance of any character that does not follow it within square brackets, when the caret is the first character inside square brackets.
\$ (dollar sign)	End of a line.
[ ] (paired square brackets)	One instance of one of the enclosed alphanumeric characters. To indicate a range of characters, use a hyphen ( - ) to separate the beginning and ending characters of the range. For example, [a-z0-9] matches any letter or number.
( ) (paired parentheses)	One instance of the evaluated value of the enclosed term. Parentheses are used to indicate the order of evaluation in the regular expression.

**Using Regular Expressions**

Filter messages that belong to the **interactive-commands** facility, directing those that include the string **configure** to the terminal of the root user:

```
[edit system syslog]
user root {
  interactive-commands any;
  match ".*configure.*";
}
```

Messages like the following appear on the **root** user's terminal when a user issues a **configure** command to enter configuration mode:

```
timestamp router-name mgd[PID]: UI_CMDLINE_READ_LINE: User 'user', command
'configure private'
```

Filter messages that belong to the **daemon** facility and have severity **error** or higher, directing them to the file **/var/log/process-errors**. Omit messages generated by the SNMP process (**snmpd**), instead directing them to the file **/var/log/snmpd-errors**:

```
[edit system syslog]
file process-errors {
  daemon error;
  match "!(.*snmpd.*)";
}
```

```
file snmpd-errors {
  daemon error;
  match ".*snmpd.*";
}
```

## Disabling Logging of a Facility

To disable the logging of messages that belong to a particular facility, include the *facility none* statement in the configuration. This statement is useful when, for example, you want to log messages that have the same severity level and belong to all but a few facilities. Instead of including a statement for each facility you want to log, you can include the **any severity** statement and then a *facility none* statement for each facility that you do not want to log. For example, the following logs all messages at the error level or higher to the console, except for messages from the **daemon** and **kernel** facilities. Messages from those facilities are logged to the file `/var/log/internals` instead:

```
[edit system syslog]
console {
  any error;
  daemon none;
  kernel none;
}
file internals {
  daemon info;
  kernel info;
}
```

## Examples: Configuring System Logging

Log messages about all commands entered by users at the CLI prompt or invoked by client applications such as JUNOScript or NETCONF clients, and all authentication or authorization attempts, both to the file `cli-commands` and to the terminal of any user who is logged in:

```
[edit system]
syslog {
  file cli-commands {
    interactive-commands info;
    authorization info;
  }
  user * {
    interactive-commands info;
    authorization info;
  }
}
```

Log all changes in the state of alarms to the file `/var/log/alarms`:

```
[edit system]
syslog {
  file alarms {
    kernel warning;
```

```
}
}
```

Configure the handling of messages of various types, as described in the comments. Information is logged to two files, to the terminal of user **alex**, to a remote machine, and to the console:

```
[edit system]
syslog {
/* write all security-related messages to file /var/log/security */
file security {
authorization info;
interactive-commands info;
}
/* write messages about potential problems to file /var/log/messages: */
/* messages from "authorization" facility at level "notice" and above, */
/* messages from all other facilities at level "warning" and above */
file messages {
authorization notice;
any warning;
}
/* write all messages at level "critical" and above to terminal of user "alex" if */
/* that user is logged in */
user alex {
any critical;
}
/* write all messages from the "daemon" facility at level "info" and above, and */
/* messages from all other facilities at level "warning" and above, to the */
/* machine monitor.mycompany.com */
host monitor.mycompany.com {
daemon info;
any warning;
}
/* write all messages at level "error" and above to the system console */
console {
any error;
}
}
```

Configure the handling of messages generated when users issue JUNOS CLI commands, by specifying the **interactive-commands** facility at the following severity levels:

- **info**—Logs a message when users issue any command at the CLI operational or configuration mode prompt. The example writes the messages to the file `/var/log/user-actions`.
- **notice**—Logs a message when users issue the configuration mode commands `rollback` and `commit`. The example writes the messages to the terminal of user **philip**.
- **warning**—Logs a message when users issue a command that restarts a software process. The example writes the messages to the console.

```
[edit system]
syslog {
```



```
file user-actions {  
    interactive-commands info;  
}  
user philip {  
    interactive-commands notice;  
}  
console {  
    interactive-commands warning;  
}  
}
```

## Configuring System Logging for a Routing Matrix

---

This section explains how to configure system logging for the T640 Internet routing nodes and TX Matrix platform in a routing matrix. It assumes you are familiar with system logging for single-chassis systems, as described in “Configuring System Logging for a Single-Chassis System” on page 7. For more information about routing matrixes, see the *JUNOS System Basics Configuration Guide* and the *TX Matrix Platform Hardware Guide*.

To configure system logging for all platforms in a routing matrix, include the **syslog** statement at the [edit system] hierarchy level on the TX Matrix platform. The **syslog** statement applies to every platform in the routing matrix.

```
[edit system]
syslog {
  archive {
    files number;
    size size;
    (world-readable | no-world-readable);
  }
  console {
    facility severity;
  }
  file filename {
    facility severity;
    explicit-priority;
    match "regular-expression";
    structured-data {
      brief;
    }
  }
  archive {
    files number;
    size size;
    (world-readable | no-world-readable);
  }
}
host (hostname | other-routing-engine | scc-master) {
  facility severity;
  explicit-priority;
  facility-override facility;
  log-prefix string;
  match "regular-expression";
}
source-address source-address;
time-format (year | millisecond | year millisecond);
user (username | *) {
  facility severity;
  match "regular-expression";
}
}
```

When included in the configuration on the TX Matrix platform, the following configuration statements have the same effect as on a single-chassis system, except that they apply to every platform in the routing matrix:

- **archive**—Sets the size and number of log files archived on each platform in the routing matrix. See “Configuring the Size and Number of Log Files” on page 18.
- **console**—Directs the specified messages to the console of each platform in the routing matrix. See “Directing Messages to the Console” on page 13.
- **file**—Directs the specified messages to a file of the same name on each platform in the routing matrix. See “Directing Messages to a Log File” on page 11.
- **match**—Limits the set of messages logged to a destination to those that contain (or do not contain) a text string matching a regular expression. See “Using Regular Expressions to Refine the Set of Logged Messages” on page 23.

The separate **match** statement at the [edit system syslog host scc-master] hierarchy level applies to messages forwarded from the T640 routing nodes to the TX Matrix platform. See “Configuring Optional Features for Forwarded Messages” on page 33.

- **source-address**—Sets the IP address of the routing platform to report in system log messages as the message source, when the messages are directed to the remote machines specified in all **host hostname** statements at the [edit system syslog] hierarchy level, for each platform in the routing matrix. The address is not reported in messages directed to the other Routing Engine on each platform or forwarded to the TX Matrix platform by the T640 routing nodes. See “Specifying an Alternative Source Address for System Log Messages” on page 14.
- **structured-data**—Writes messages to a file in structured-data format. See “Logging Messages in Structured-Data Format” on page 12.
- **time-format**—Adds the millisecond, year, or both to the timestamp in each standard-format message. See “Including the Year or Millisecond in Timestamps” on page 22.
- **user**—Directs the specified messages to the terminal session of one or more specified users on each platform in the routing matrix that they are logged in to. See “Directing Messages to a User Terminal” on page 12.

The effect of the other statements differs somewhat for a routing matrix than for a single-chassis system. For more information, see the following sections:

- Configuring Message Forwarding in the Routing Matrix on page 29
- Configuring Optional Features for Forwarded Messages on page 33
- Directing Messages to a Remote Destination from the Routing Matrix on page 34
- Configuring System Logging Differently on Each Platform on page 35

## **Configuring Message Forwarding in the Routing Matrix**

By default, the master Routing Engine on each T640 routing node forwards to the master Routing Engine on the TX Matrix platform all messages from all facilities with severity **info** and higher. To change the facility, the severity level, or both, include

the `host scc-master` statement at the `[edit system syslog]` hierarchy level on the TX Matrix platform:

```
[edit system syslog]
host scc-master {
  facility severity;
}
```

To disable message forwarding, set the facility to `any` and the severity level to `none`:

```
[edit system syslog]
host scc-master {
  any none;
}
```

In either case, the setting applies to all T640 routing nodes in the routing matrix.

To capture the messages forwarded by the T640 routing nodes (as well as messages generated on the TX Matrix platform itself), you must also configure system logging on the TX Matrix platform. Direct the messages to one or more destinations by including the appropriate statements at the `[edit system syslog]` hierarchy level on the TX Matrix platform:

- To a file, as described in “Directing Messages to a Log File” on page 11.
- To the terminal session of one or more specific users (or all users), as described in “Directing Messages to a User Terminal” on page 12.
- To the console, as described in “Directing Messages to the Console” on page 13.
- To a remote machine that is running the `syslogd` utility or to the other Routing Engine. For more information, see “Directing Messages to a Remote Destination from the Routing Matrix” on page 34.

As previously noted, the configuration statements included on the TX Matrix platform also configure the same destinations on each T640 routing node.

When specifying the severity level for local messages (at the `[edit system syslog (file | host | console | user)]` hierarchy level) and forwarded messages (at the `[edit system syslog host scc-master]` hierarchy level), you can set the same severity level for both, set a lower severity level for local messages, or set a higher severity level for local messages. The following examples describe the consequence of each configuration. (For simplicity, the examples use the `any` facility in every case. You can also specify different severities for different facilities, with more complex consequences.)

- Messages Logged When Local and Forwarded Severity Level Are the Same on page 30
- Messages Logged When Local Severity Level Is Lower on page 31
- Messages Logged When Local Severity Level Is Higher on page 32

### **Messages Logged When Local and Forwarded Severity Level Are the Same**

When the severity level is the same for local and forwarded messages, the log on the TX Matrix platform contains all messages from the logs on the T640 routing

nodes. For example, you can specify severity `info` for the `/var/log/messages` file, which is the default severity level for messages forwarded by T640 routing nodes:

```
[edit system syslog]
file messages {
  any info;
}
```

Table 12 on page 31 specifies which messages are included in the logs on the T640 routing nodes and the TX Matrix platform

**Table 12: Example: Local and Forwarded Severity Level Are Both info**

Log Location	Source of Messages	Lowest Severity Included
T640 routing node	Local	info
TX Matrix platform	Local	info
	Forwarded from T640 routing nodes	info

### Messages Logged When Local Severity Level Is Lower

When the severity level is lower for local messages than for forwarded messages, the log on the TX Matrix platform includes fewer forwarded messages than when the severities are the same. Locally generated messages are still logged at the lower severity level, so their number in each log is the same as when the severities are the same.

For example, you can specify severity `notice` for the `/var/log/messages` file and severity `critical` for forwarded messages

```
[edit system syslog]
file messages {
  any notice;
}
host scc-master {
  any critical;
}
```

Table 13 on page 32 specifies which messages are included in the logs on the T640 routing nodes and the TX Matrix platform. The T640 routing nodes forward only those messages with severity **critical** and higher, so the log on the TX Matrix platform does not include the messages with severity **error**, **warning**, or **notice** that the T640 routing nodes log locally:

**Table 13: Example: Local Severity Is notice, Forwarded Severity Is critical**

Log Location	Source of Messages	Lowest Severity Included
T640 routing node	Local	notice
TX Matrix platform	Local	notice
	Forwarded from T640 routing nodes	critical

### Messages Logged When Local Severity Level Is Higher

When the severity level is higher for local messages than for forwarded messages, the log on the TX Matrix platform includes fewer forwarded messages than when the severities are the same, and all local logs contain fewer messages overall.

For example, you can specify severity **critical** for the `/var/log/messages` file and severity **notice** for forwarded messages:

```
[edit system syslog]
file messages {
  any critical;
}
host scc-master {
  any notice;
}
```

Table 14 on page 32 specifies which messages are included in the logs on the T640 routing nodes and the TX Matrix platform. Although the T640 routing nodes forward messages with severity **notice** and higher, the TX Matrix platform discards any of those messages with severity lower than **critical** (does not log forwarded messages with severity **error**, **warning**, or **notice**). None of the logs include messages with severity **error** or lower.

**Table 14: Example: Local Severity Is critical, Forwarded Severity Is notice**

Log Location	Source of Messages	Lowest Severity Included
T640 routing node	Local	critical
TX Matrix platform	Local	critical
	Forwarded from T640 routing nodes	critical

We do not recommend this type of configuration, because it wastes bandwidth for the routing nodes to forward messages that are not recorded in the log on the TX Matrix platform.

## Configuring Optional Features for Forwarded Messages

To configure additional optional features when specifying how the T640 routing nodes forward messages to the TX Matrix platform, include statements at the `[edit system syslog host scc-master]` hierarchy level. To include priority information (facility and severity level) in each forwarded message, include the `explicit-priority` statement. To insert a text string in each forwarded message, include the `log-prefix` statement. To use regular expression matching to specify more exactly which messages from a facility are forwarded, include the `match` statement.

```
[edit system syslog host scc-master]
  facility severity;
  explicit-priority;
  log-prefix string;
  match "regular-expression";
}
```



**NOTE:** You can also include the `facility-override` statement at the `[edit system syslog host scc-master]` hierarchy level, but we do not recommend doing so. It is not necessary to use alternative facilities for messages forwarded to the TX Matrix platform, because it runs the JUNOS system logging utility and can interpret the JUNOS-specific facilities. For more information about alternative facilities, see “Changing the Alternative Facility Name for Remote Messages” on page 14.

1. Including Priority Information in Forwarded Messages on page 33
2. Adding a Text String to Forwarded Messages on page 34
3. Using Regular Expressions to Refine the Set of Forwarded Messages on page 34

## Including Priority Information in Forwarded Messages

When you include the `explicit-priority` statement at the `[edit system syslog host scc-master]` hierarchy level, messages forwarded to the TX Matrix platform include priority information. For the information to appear in a log file on the TX Matrix platform, you must also include the `explicit-priority` statement at the `[edit system syslog file filename]` hierarchy level for the file on the TX Matrix platform. As a consequence, the log file with the same name on each platform in the routing matrix also includes priority information for locally generated messages.

To include priority information in messages directed to a remote machine from all platforms in the routing matrix, also include the `explicit-priority` statement at the `[edit system syslog host hostname]` hierarchy level for the remote machine. For more information, see “Directing Messages to a Remote Destination from the Routing Matrix” on page 34.

In the following example, the `/var/log/messages` file on all platforms includes priority information for messages with severity `notice` and higher from all facilities. The log

on the TX Matrix platform also includes messages with those characteristics forwarded from the T640 routing nodes.

```
[edit system syslog]
host scc-master {
  any notice;
  explicit-priority;
}
file messages {
  any notice;
  explicit-priority;
}
```

### Adding a Text String to Forwarded Messages

When you include the `log-prefix` statement at the `[edit system syslog host scc-master]` hierarchy level, the string that you define appears in every message forwarded to the TX Matrix platform. For more information, see “Adding a Text String to System Log Messages” on page 17.

### Using Regular Expressions to Refine the Set of Forwarded Messages

When you include the `match` statement at the `[edit system syslog host scc-master]` hierarchy level, the regular expression that you specify controls which messages from the T640 routing nodes are forwarded to the TX Matrix platform. The regular expression is not applied to messages from the T640 routing nodes that are directed to destinations other than the TX Matrix platform. For more information about regular expression matching, see “Using Regular Expressions to Refine the Set of Logged Messages” on page 23.

### Directing Messages to a Remote Destination from the Routing Matrix

You can configure a routing matrix to direct system logging messages to a remote machine or the other Routing Engine on each routing platform, just as on a single-chassis system. Include the `host` statement at the `[edit system syslog]` hierarchy level on the TX Matrix platform:

```
[edit system syslog]
host (hostname | other-routing-engine) {
  facility severity ;
  explicit-priority;
  facility-override facility;
  log-prefix string;
  match "regular-expression";
}
source-address source-address;
```

The TX Matrix platform directs messages to a remote machine or the other Routing Engine in the same way as a single-chassis system, and the optional statements (`explicit-priority`, `facility-override`, `log-prefix`, `match`, and `source-address`) also have the same effect as on a single-chassis system. For more information, see “Directing Messages to a Remote Machine or the Other Routing Engine” on page 13.



For the TX Matrix platform to include priority information when it directs messages that originated on a T640 routing node to the remote destination, you must also include the `explicit-priority` statement at the `[edit system syslog host scc-master]` hierarchy level.

The `other-routing-engine` statement does not interact with message forwarding from the T640 routing nodes to the TX Matrix platform. For example, if you include the statement in the configuration for the Routing Engine in slot 0 (`re0`), the `re0` Routing Engine on each T640 routing node sends messages to the `re1` Routing Engine on its platform only. It does not also send messages directly to the `re1` Routing Engine on the TX Matrix platform.

Because the configuration on the TX Matrix platform applies to the T640 routing nodes, any T640 routing node that has interfaces for direct access to the Internet also directs messages to the remote machine. The consequences include the following:

- If the T640 routing nodes are configured to forward messages to the TX Matrix platform (as in the default configuration), the remote machine receives two copies of some messages: one directly from the T640 routing node and the other from the TX Matrix platform. Which messages are duplicated depends on whether the severities are the same for local logging and for forwarded messages. For more information, see “Configuring Message Forwarding in the Routing Matrix” on page 29.
- If the `source-address` statement is configured at the `[edit system syslog]` hierarchy level, all platforms in the routing matrix report the same source routing platform in messages directed to the remote machine. This is appropriate, because the routing matrix functions as a single routing platform.
- If the `log-prefix` statement is included, the messages from all platforms in the routing matrix include the same text string. You cannot use the string to distinguish between the platforms in the routing matrix.

## Configuring System Logging Differently on Each Platform

We recommend that all platforms in a routing matrix use the same configuration, which implies that you include system logging configuration statements on the TX Matrix platform only. In rare circumstances, however, you might choose to log different messages on different platforms. For example, if one platform in the routing matrix is experiencing problems with authentication, a Juniper Networks support representative might instruct you to log messages from the `authorization` facility on that platform.

To configure platforms separately, include configuration statements in the appropriate groups at the `[edit groups]` hierarchy level on the TX Matrix platform:

- To configure settings that apply to the TX Matrix platform but not the T640 routing nodes, include them in the `re0` and `re1` configuration groups.
- To configure settings that apply to particular T640 routing nodes, include them in the `lcn-re0` and `lcn-re1` configuration groups, where `n` is the line-card chassis (LCC) index number of the routing node.

When you use configuration groups, do not issue CLI configuration-mode commands to change the statements at the `[edit system syslog]` hierarchy level on the TX Matrix platform. If you do, the resulting statements overwrite the statements defined in configuration groups and apply to the T640 routing nodes also. (We further recommend that you do not issue CLI configuration mode commands on the T640 routing nodes at any time.)

For more information about the configuration groups for a routing matrix, see the chapter about configuration groups in the *JUNOS CLI User Guide*.

The following example shows how to configure the `/var/log/messages` files on three platforms to include different sets of messages:

- On the TX Matrix platform, local messages with severity `info` and higher from all facilities. The file does not include messages from the T640 routing nodes, because the `host scc-master` statement disables message forwarding.
- On the T640 routing node designated `LCC0`, messages from the `authorization` facility with severity `info` and higher.
- On the T640 routing node designated `LCC1`, messages with severity `notice` from all facilities.

```
[edit groups]
re0 {
  system {
    syslog {
      file messages {
        any info;
      }
      host scc-master {
        any none;
      }
    }
  }
}
re1 {
  ... same statements as for re0 ...
}
lcc0-re0 {
  system {
    syslog {
      file messages {
        authorization info;
      }
    }
  }
}
lcc0-re1 {
  ... same statements as for lcc0-re0 ...
}
lcc1-re0 {
  system {
    syslog {
      file messages {
        any notice;
      }
    }
  }
}
```

```

    }
  }
}
}
lcc0-re1 {
... same statements as for lcc1-re0 ...
}

```

## Displaying and Interpreting System Log Messages

---

This section explains how to display a log file and interpret the contents of system log messages:

For more information about the commands discussed in this section, see the *JUNOS System Basics and Services Command Reference*.

- Displaying a Log File from a Single-Chassis System on page 37
- Displaying a Log File from a Routing Matrix on page 37
- Interpreting System Log Messages on page 38
- Format of the message-source Field on page 45
- Examples: Displaying a Log File on page 48

### Displaying a Log File from a Single-Chassis System

To display a log file stored on a single-chassis system, enter JUNOS CLI operational mode and issue either of the following commands:

```

user@host> show log log-filename
user@host> file show log-file-pathname

```

By default, the commands display the file stored on the local Routing Engine. To display the file stored on a particular Routing Engine, prefix the file- or pathname with the string `re0` or `re1` and a colon. The following examples both display the `/var/log/messages` file stored on the Routing Engine in slot 1:

```

user@host> show log re1:messages
user@host> file show re1:/var/log/messages

```

For information about the fields in a log message, see “Interpreting System Log Messages” on page 38. For examples, see “Examples: Displaying a Log File” on page 48.

### Displaying a Log File from a Routing Matrix

One way to display a log file stored on the local Routing Engine of any of the individual platforms in a routing matrix (T640 routing nodes or TX Matrix platform) is to log in to a Routing Engine on the platform, enter JUNOS CLI operational mode, and issue the `show log` or `file show` command described in “Displaying a Log File from a Single-Chassis System” on page 37.

To display a log file stored on a T640 routing node during a terminal session on the TX Matrix platform, issue the **show log** or **file show** command and add a prefix that specifies the T640 routing node's LCC index number as **lccn**, followed by a colon. The index can be from 0 (zero) through 3:

```
user@host> show log lccn:log-filename
user@host> file show lccn:log-file-pathname
```

By default, the **show log** and **file show** commands display the specified log file stored on the master Routing Engine on the T640 routing node. To display the log from a particular Routing Engine, prefix the file- or pathname with the string **lccn-master**, **lccn-re0**, or **lccn-re1**, followed by a colon. The following examples all display the **/var/log/messages** file stored on the master Routing Engine (in slot 0) on routing node LCC2:

```
user@host> show log lcc2:messages
user@host> show log lcc2-master:messages
user@host> show log lcc2-re0:messages
user@host> file show lcc2:/var/log/messages
```

If the T640 routing nodes are forwarding messages to the TX Matrix platform (as in the default configuration), another way to view messages generated on a T640 routing node during a terminal session on the TX Matrix platform is simply to display a local log file. However, the messages are intermixed with messages from other T640 routing nodes and the TX Matrix platform itself. For more information about message forwarding, see “Configuring Message Forwarding in the Routing Matrix” on page 29.

For information about the fields in a log message, see “Interpreting System Log Messages” on page 38. For examples, see “Examples: Displaying a Log File” on page 48.

## **Interpreting System Log Messages**

The fields in a message written to the system log depend on whether the message was generated by a JUNOS process or subroutine library, or by services on a PIC, and whether it is in standard format or structured-data format. For more information, see the following sections:

- Interpreting Messages Generated in Structured-Data Format on page 38
- Interpreting Messages Generated in Standard Format by a JUNOS Process or Library on page 43
- Interpreting Messages Generated in Standard Format by Services on a PIC on page 44

### **Interpreting Messages Generated in Structured-Data Format**

Beginning in JUNOS Release 8.3, when the **structured-data** statement is included in the configuration for a log file, JUNOS processes and software libraries write messages to the file in structured-data format instead of the standard JUNOS format. For information about the **structured-data** statement, see “Logging Messages in Structured-Data Format” on page 12.

Structured-format makes it easier for automated applications to extract information from the message. In particular, the standardized format for reporting the value of variables (elements in the English-language message that vary depending on the circumstances that triggered the message) makes it easy for an application to extract those values. In standard format, the variables are interspersed in the message text and not identified as variables.

The structured-data format for a message includes the following fields (which appear here on two lines only for legibility):

```
<priority code>version timestamp hostname process processID TAG [junos@2636.platform
variable-value-pairs] message-text
```

Table 15 on page 39 describes the fields. If the system logging utility cannot determine the value in a particular field, a hyphen ( - ) appears instead.

**Table 15: Fields in Structured-Data Messages**

Field	Description	Examples
<priority code>	Number that indicates the message's facility and severity. It is calculated by multiplying the facility number by 8 and then adding the numerical value of the severity. For a mapping of the numerical codes to facility and severity, see Table 16 on page 41.	<165> for a message from the pfe facility (facility=20) with severity notice (severity=5).
version	Version of the Internet Engineering Task Force (IETF) system logging protocol specification.	1 for the initial version
timestamp	Time when the message was generated, in one of two representations: <ul style="list-style-type: none"> <li>■ YYYY-MM-DDTHH:MM:SS.MSZ is the year, month, day, hour, minute, second and millisecond in Universal Coordinated Time (UTC)</li> <li>■ YYYY-MM-DDTHH:MM:SS.MS+/-HH:MM is the year, month, day, hour, minute, second and millisecond in local time; the hour and minute that follows the plus sign (+) or minus sign (-) is the offset of the local time zone from UTC</li> </ul>	2007-02-15T09:17:15.719Z is 9:17 AM UTC on 15 February 2007. 2007-02-15T01:17:15.719-08:00 is the same timestamp expressed as Pacific Standard Time in the United States.
hostname	Name of the host that originally generated the message.	router1
process	Name of the JUNOS process that generated the message.	mgd
processID	UNIX process ID (PID) of the JUNOS process that generated the message.	3046

**Table 15: Fields in Structured-Data Messages** (*continued*)

Field	Description	Examples
<i>TAG</i>	JUNOS system log message tag, which uniquely identifies the message. For a list of the tags described in this reference, see “System Log Messages” on page 53.	UI_DBASE_LOGOUT_EVENT
<i>junos@2636.platform</i>	An identifier for the type of hardware platform that generated the message. The <i>junos@2636</i> prefix indicates that the platform runs the JUNOS Software. It is followed by a dot-separated numerical identifier for the platform type. For a list of the identifiers, see Table 17 on page 42.	junos@2636.1.1.1.2.18 for the M120 router
<i>variable-value-pairs</i>	A variable-value pair for each element in the <i>message-text</i> string that varies depending on the circumstances that triggered the message. Each pair appears in the format <i>variable</i> = “ <i>value</i> ”.	username=“regress”
<i>message-text</i>	English-language description of the event or error (omitted if the brief statement is included at the [edit system syslog file <i>filename</i> structured-data] hierarchy level). For the text for each message, see the chapters following “System Log Messages” on page 53.	User 'regress' exiting configuration mode

By default, the structured-data version of a message includes English text at the end, as in the following example (which appears on multiple lines only for legibility):

```
<165>1 2007-02-15T09:17:15.719Z router1 mgd 3046 UI_DBASE_LOGOUT_EVENT
[junos@2636.1.1.1.2.18 username="regress"] User 'regress' exiting configuration mode
```

When the brief statement is included at the [edit system syslog file *filename* structured-data ] hierarchy level, the English text is omitted, as in this example:

```
<165>1 2007-02-15T09:17:15.719Z router1 mgd 3046 UI_DBASE_LOGOUT_EVENT
[junos@2636.1.1.1.2.18 username="regress"]
```

Table 16 on page 41 maps the codes that appear in the *priority-code* field to facility and severity level.



**NOTE:** Not all of the facilities and severities listed in Table 16 on page 41 can be included in statements at the [edit system syslog] hierarchy level (some are used by internal processes). For a list of the facilities and severity levels that can be included in the configuration, see “Specifying the Facility and Severity of Messages to Include in the Log” on page 9.

**Table 16: Facility and Severity Codes in the priority-code Field**

Facility (number)	Severity emergency	alert	critical	error	warning	notice	info	debug
kernel (0)	1	1	2	3	4	5	6	7
user (1)	8	9	10	11	12	13	14	15
mail (2)	16	17	18	19	20	21	22	23
daemon (3)	24	25	26	27	28	29	30	31
authorization (4)	32	33	34	35	36	37	38	39
syslog (5)	40	41	42	43	44	45	46	47
printer (6)	48	49	50	51	52	53	54	55
news (7)	56	57	58	59	60	61	62	63
uucp (8)	64	65	66	67	68	69	70	71
clock (9)	72	73	74	75	76	77	78	79
authorization-private (10)	80	81	82	83	84	85	86	87
ftp (11)	88	89	90	91	92	93	94	95
ntp (12)	96	97	98	99	100	101	102	103
security (13)	104	105	106	107	108	109	110	111
console (14)	112	113	114	115	116	117	118	119
local0 (16)	128	129	130	131	132	133	134	135
dfc (17)	136	137	138	139	140	141	142	143
local2 (18)	144	145	146	147	148	149	150	151
firewall (19)	152	153	154	155	156	157	158	159
pfe (20)	160	161	162	163	164	165	166	167
conflict-log (21)	168	169	170	171	172	173	174	175
change-log (22)	176	177	178	179	180	181	182	183
interactive-commands (23)	184	185	186	187	188	189	190	191

Table 17 on page 42 lists the numerical identifiers for routing platforms that appear in the *platform* field. The identifier is derived from the platform's SNMP object

identifier (OID) as defined in the Juniper Networks routing platform MIB. For more information about OIDs, see the *JUNOS Network Management Configuration Guide*.

**Table 17: Platform Identifiers in the platform Field**

Identifier	Platform Name
1.1.1.2.1	M40 router
1.1.1.2.2	M20 router
1.1.1.2.3	M160 router
1.1.1.2.4	M10 router
1.1.1.2.5	M5 router
1.1.1.2.6	T640 routing node
1.1.1.2.7	T320 router
1.1.1.2.8	M40e router
1.1.1.2.9	M320 router
1.1.1.2.10	M7i router
1.1.1.2.11	M10i router
1.1.1.2.13	J2300 Services Router
1.1.1.2.14	J4300 Services Router
1.1.1.2.15	J6300 Services Router
1.1.1.2.17	TX Matrix platform
1.1.1.2.18	M120 router
1.1.1.2.19	J4350 Services Router
1.1.1.2.20	J6350 Services Router
1.1.1.2.23	J2320 Services Router
1.1.1.2.24	J2350 Services Router



## Interpreting Messages Generated in Standard Format by a JUNOS Process or Library

The syntax of a standard-format message generated by a JUNOS Software process or subroutine library depends on whether it includes priority information:

- When the `explicit-priority` statement is included at the `[edit system syslog file filename]` or `[edit system syslog host (hostname | other-routing-engine)]` hierarchy level, a system log message has the following syntax:

```
timestamp message-source: %facility-severity-TAG: message-text
```

- When directed to the console or to users, or when the `explicit-priority` statement is not included for files or remote hosts, a system log message has the following syntax:

```
timestamp message-source: TAG: message-text
```

Table 18 on page 43 describes the message fields.

**Table 18: Fields in Standard-Format Messages Generated by a JUNOS Process or Library**

Field	Description
<i>timestamp</i>	Time at which the message was logged.
<i>message-source</i>	Identifier of the process or component that generated the message and the routing platform on which the message was logged. This field includes two or more subfields, depending on how system logging is configured. See “Format of the message-source Field” on page 45.
<i>facility</i>	Code that specifies the facility to which the system log message belongs. For a mapping of codes to facility names, see Table 9 on page 20.
<i>severity</i>	Numerical code that represents the severity level assigned to the system log message. For a mapping of codes to severity names, see Table 10 on page 21.
<i>TAG</i>	<p>Text string that uniquely identifies the message, in all uppercase letters and using the underscore ( <code>_</code> ) to separate words. The tag name begins with a prefix that indicates the generating software process or library. The entries in this reference are ordered alphabetically by this prefix.</p> <p>Not all processes on a routing platform use tags, so this field does not always appear.</p> <p>For a list of prefixes for the tags described in this reference, see “System Log Messages” on page 53.</p>
<i>message-text</i>	Text of the message. For the text for each message, see the chapters following “System Log Messages” on page 53.

## Interpreting Messages Generated in Standard Format by Services on a PIC

Standard-format system log messages generated by services on a PIC, such as the Adaptive Services (AS) PIC, have the following syntax:

```
timestamp (FPC Slot fpc-slot, PIC Slot pic-slot) {service-set} [SERVICE]:
optional-string TAG: message-text
```



**NOTE:** System logging for services on PICs is not configured at the [edit system syslog] hierarchy level as discussed in this chapter. For configuration information, see the *JUNOS Services Interfaces Configuration Guide*.

The (FPC Slot *fpc-slot*, PIC Slot *pic-slot*) field appears only when the standard system logging utility that runs on the Routing Engine writes the messages to the system log. When the PIC writes the message directly, the field does not appear.

Table 19 on page 44 describes the message fields.

**Table 19: Fields in Messages Generated by a PIC**

Field	Description
<i>timestamp</i>	Time at which the message was logged.
<i>fpc-slot</i>	Slot number of the Flexible PIC Concentrator (FPC) that houses the PIC that generated the message.
<i>pic-slot</i>	Number of the PIC slot on the FPC in which the PIC that generated the message resides.
<i>service-set</i>	Name of the service set that generated the message.
<i>SERVICE</i>	Code representing the service that generated the message. The codes include the following: <ul style="list-style-type: none"> <li>■ FWNAT—Network Address Translation (NAT) service</li> <li>■ IDS—Intrusion detection service</li> </ul>
<i>optional-string</i>	A text string that appears if the configuration for the PIC includes the log-prefix statement at the [edit interfaces interface-name services-options syslog] hierarchy level. For more information, see the <i>JUNOS Services Interfaces Configuration Guide</i> .
<i>TAG</i>	Text string that uniquely identifies the message, in all uppercase letters and using the underscore (_) to separate words. The tag name begins with a prefix that indicates the generating PIC. The entries in this reference are ordered alphabetically by this prefix.
<i>message-text</i>	Text of the message. For the text of each message, see “System Log Messages” on page 53.

## Format of the message-source Field

The *message-source* field discussed in “Interpreting Messages Generated in Standard Format by a JUNOS Process or Library” on page 43 has two or more subfields, depending on whether the message is logged on a single-chassis system or on a platform in a routing matrix, and whether message forwarding is configured in the routing matrix.

For more information, see the following sections:

- The message-source Field on a Single-Chassis System on page 45
- The message-source Field on a TX Matrix Platform on page 45
- The message-source Field on a T640 Routing Node in a Routing Matrix on page 47

### The message-source Field on a Single-Chassis System

The format of the *message-source* field in a message on a single-chassis system depends on whether the message was generated on the local Routing Engine or the other Routing Engine (on a system with two Routing Engines installed and operational). Messages from the other Routing Engine appear only if its configuration includes the *other-routing-engine* statement at the [edit system syslog host] hierarchy level.

- When the local Routing Engine generated the message, there are two subfields:

*hostname process[process-ID]*

- When the other Routing Engine generated the message, there are three subfields:

*hostname reX process[process-ID]*

*hostname* is the hostname of the local Routing Engine.

*process[process-ID]* is the name and PID of the process that generated the message. If the *reX* field also appears, the process is running on the other Routing Engine. If a process does not report its PID, the [process-ID] part does not appear.

*reX* indicates that the other Routing Engine generated the message (X is 0 or 1).

### The message-source Field on a TX Matrix Platform

The format of the *message-source* field in a message on a TX Matrix platform depends on several factors:

- Whether the message was generated on the TX Matrix platform or a T640 routing node in the routing matrix. By default, the master Routing Engine on each T640 routing node forwards messages from all facilities with severity info and higher to the master Routing Engine on the TX Matrix platform. When you configure system logging on the TX Matrix platform, its logs include the forwarded

messages. For more information, see “Configuring Message Forwarding in the Routing Matrix” on page 29.

- Whether the message was generated on the local Routing Engine or the other Routing Engine on the originating machine (TX Matrix platform or T640 routing node). Messages from the other Routing Engine appear only if its configuration includes the `other-routing-engine` statement at the `[edit system syslog host]` hierarchy level.
- Whether the message was generated by a kernel or user-space process, or by the microkernel on a hardware component.

Table 20 on page 46 specifies the format of the message-source field in the various cases.

**Table 20: Format of message-source Field in Messages Logged on TX Matrix Platform**

Generating Machine	Generating Routing Engine	Process or Component	Format
TX Matrix platform	Local	Process	<i>hostname process[processID]</i>
		Component	<i>hostname scc-reX process[processID]</i>
	Other	Process	<i>hostname scc-reX scc-componentZ process</i>
		Component	<i>hostname scc-reX scc-componentZ process</i>
T640 routing node	Local	Process	<i>hostname lccY-masterprocess[processID]</i>
		Component	<i>hostname lccY-master scc-componentZ process</i>
	Other	Process	<i>hostname lccY-master lccY-reX process[processID]</i>
		Component	<i>hostname lccY-master lccY-reX lccY-componentZ process</i>

*hostname* is the hostname of the local Routing Engine on the TX Matrix platform.

*lccY-master* is the master Routing Engine on the T640 routing node with the indicated LCC index number (Y is from 0 through 3).

*lccY-reX* indicates that the backup Routing Engine on the T640 routing node generated the message (X is 0 or 1). The routing node has the indicated LCC index number (Y matches the value in the *lccY-master* field).

*lccY-componentZ* process identifies the hardware component and process on the T640 routing node that generated the message (Y matches the value in the *lccY-master* field).

and the range of values for *Z* depends on the component type). For example, **lcc2-fpc1 PFEMAN** refers to a process on the FPC in slot 1 on the T640 routing node with index LCC2.

*process[process-ID]* is the name and PID of the kernel or user-space process that generated the message. If the **scc-reX** or **lccY-reX** field also appears, the process is running on the other Routing Engine. If a process does not report its PID, the *[process-ID]* part does not appear.

**scc-componentZ** process identifies the hardware component and process on the TX Matrix platform that generated the message (the range of values for *Z* depends on the component type). For example, **spmb1 GSIB** refers to a process on one of the processor boards in the Switch Interface Board (SIB) with index 1.

**scc-reX** indicates that the other Routing Engine on the TX Matrix platform generated the message (*X* is 0 or 1).

### The message-source Field on a T640 Routing Node in a Routing Matrix

The format of the *message-source* field in a message on a T640 routing node in a routing matrix depends on two factors:

- Whether the message was generated on the local Routing Engine or the other Routing Engine. Messages from the other Routing Engine appear only if its configuration includes the **other-routing-engine** statement at the **[edit system syslog host]** hierarchy level.
- Whether the message was generated by a kernel or user-space process, or by the microkernel on a hardware component.

Table 21 on page 47 specifies the format of the *message-source* field in the various cases.

**Table 21: Format of message-source Field in Messages Logged on TX Matrix Platform**

Generating Routing Engine	Process or Component	Format
Local	Process	<i>hostname-lccY process[processID]</i>
	Component	<i>hostname-lccY lccY-componentZ process</i>
Other	Process	<i>hostname-lccY lccY-reX process[processID]</i>
	Component	<i>hostname-lccY lccY-reX lccY-componentZ process</i>

*hostname-lccY* is the hostname of the local Routing Engine and the T640 routing node's LCC index number.

*lccY-componentZ* process identifies the hardware component and process that generated the message (Y matches the value in the *hostname-lccY* field and the range of values for Z depends on the component type). For example, lcc0-fpc0 CMLC refers to a process on the FPC in slot 0. The T640 routing node has index LCC0 in the routing matrix.

*lccY-reX* indicates that the other Routing Engine on the routing node generated the message (Y matches the value in the *hostname-lccY* field and X is 0 or 1).

*process[process-ID]* is the name and PID of the kernel or user-space process that generated the message. If the *lccY-reX* field also appears, the process is running on the other Routing Engine. If a process does not report its PID, the *[process-ID]* part does not appear.

## Examples: Displaying a Log File

Display the contents of the `/var/log/messages` file stored on the local Routing Engine. (The `/var/log` directory is the default location for log files, so you do not need to include it in the filename. The `messages` file is a commonly configured destination for system log messages.)

```
user@host> show log messages Apr 11 10:27:25 router1 mgd[3606]:
  UI_DBASE_LOGIN_EVENT: User 'barbara' entering configuration mode
Apr 11 10:32:22 router1 mgd[3606]: UI_DBASE_LOGOUT_EVENT: User 'barbara'
  exiting configuration mode
Apr 11 11:36:15 router1 mgd[3606]: UI_COMMIT: User 'root' performed commit: no
  comment
Apr 11 11:46:37 router1 mib2d[2905]: SNMP_TRAP_LINK_DOWN: ifIndex 82,
  ifAdminStatus up(1), ifOperStatus down(2), ifName at-1/0/0
```

Display the contents of the file `/var/log/processes`, which has been previously configured to include messages from the `daemon` facility. When issuing the `file show` command, you must specify the full pathname of the file:

```
user@host> file show /var/log/processes Feb 22 08:58:24 router1 snmpd[359]:
  SNMPD_TRAP_WARM_START: trap_generate_warm: SNMP trap: warm start
Feb 22 20:35:07 router1 snmpd[359]: SNMPD_THROTTLE_QUEUE_DRAINED:
  trap_throttle_timer_handler: cleared all throttled traps
Feb 23 07:34:56 router1 snmpd[359]: SNMPD_TRAP_WARM_START:
  trap_generate_warm: SNMP trap: warm start
Feb 23 07:38:19 router1 snmpd[359]: SNMPD_TRAP_COLD_START:
  trap_generate_cold: SNMP trap: cold start
```

Display the contents of the file `/var/log/processes` when the `explicit-priority` statement is included at the `[edit system syslog file processes]` hierarchy level:

```
user@host> file show /var/log/processes Feb 22 08:58:24 router1 snmpd[359]:
%DAEMON-3-SNMPD_TRAP_WARM_START: trap_generate_warm: SNMP trap: warm
  start
Feb 22 20:35:07 router1 snmpd[359]:
%DAEMON-6-SNMPD_THROTTLE_QUEUE_DRAINED: trap_throttle_timer_handler: cleared
  all throttled traps
Feb 23 07:34:56 router1 snmpd[359]:
```

```
%DAEMON-3-SNMPD_TRAP_WARM_START: trap_generate_warm: SNMP trap: warm
start
Feb 23 07:38:19 router1 snmpd[359]:
%DAEMON-2-SNMPD_TRAP_COLD_START: trap_generate_cold: SNMP trap: cold start
```

## Getting Help About System Log Messages

---

System log message tag names begin with a prefix that indicates which JUNOS Software process, subroutine library, or service on a PIC generated the message. This section explains how to learn more about the messages with each prefix, both in this reference and while you are using the CLI.

For a list of the prefixes for messages described in this reference, see “System Log Messages” on page 53. For information about displaying and interpreting messages, see the following sections:

- Displaying and Interpreting System Log Message Descriptions on page 49
- Examples: Displaying System Log Message Descriptions on page 51

## Displaying and Interpreting System Log Message Descriptions

This reference lists the messages available at the time of its publication. To display the list of messages that applies to the version of the JUNOS Software that is running on a routing platform, enter JUNOS CLI operational mode and issue the following command:

```
user@host> help syslog ?
```

To display the list of available descriptions for tags whose names begin with a specific character string, substitute the string (in all capital letters) for the variable *TAG-PREFIX* (there is no space between the prefix and the question mark):

```
user@host> help syslog TAG-PREFIX?
```

To display the complete descriptions for tags whose name includes a regular expression, substitute the expression for the variable *regex*. The match is not case-sensitive.

```
user@host> help syslog regex
```

To display the complete description of a particular message, substitute its name for the variable *TAG* (in all capital letters):

```
user@host> help syslog TAG
```

Table 22 on page 50 describes the fields in a system log message description in this reference or in the CLI.

**Table 22: Fields in System Log Message Descriptions**

Field Name in Reference	Field Name in CLI	Description
—	Name	The message tag in all capital letters.
System Log Message	Message	<p>Text of the message written to the system log. In the log, a specific value is substituted for each variable that appears in italics in this reference or in angle brackets ( &lt; &gt; ) in the CLI.</p> <p>In this reference, the message text appears on the second line of the <b>System Log Message</b> field. The first line is the message tag (the same text as in the CLI Name field). The prefix on each tag identifies the message source and the rest of the tag indicates the specific event or error. “System Log Messages” on page 53 lists the prefixes for which this reference includes entries.</p>
—	Help	Short description of the message, which also appears in the right-hand column of CLI output for the <b>help syslog</b> command when the output lists multiple messages.
Description	Description	More detailed explanation of the message.
Type	Type	<p>Category to which the message belongs:</p> <ul style="list-style-type: none"> <li>■ <b>Error:</b> The message reports an error or failure condition that might require corrective action.</li> <li>■ <b>Event:</b> The message reports a condition or occurrence that does not generally require corrective action.</li> </ul>
Severity	Severity	Message severity level as described in Table 6 on page 10.
Cause	Cause	(Optional) Possible cause for message generation. There can be more than one cause.



**Table 22: Fields in System Log Message Descriptions** (*continued*)

Field Name in Reference	Field Name in CLI	Description
Action	Action	(Optional) Action you can perform to resolve the error or failure condition described in the message. If this field does not appear in an entry, either no action is required or the action is self-explanatory.

### Examples: Displaying System Log Message Descriptions

Display the list of all currently available system log message descriptions:

```
user@host> help syslog ?
```

Possible completions:

```
<syslog-tag> Syslog tag
. . . . .
BOOTPD_ARG_ERR    Command-line option was invalid
BOOTPD_BAD_ID     Request failed because assembly ID was unknown
BOOTPD_BOOTSTRING tnp.bootpd provided boot string
BOOTPD_CONFIG_ERR tnp.bootpd could not parse configuration file;
                  used default settings
BOOTPD_CONF_OPEN  tnp.bootpd could not open configuration file
BOOTPD_DUP_REV    Extra boot string definitions for revision were
                  ignored
---(more 4%)---
```

Display the list of all currently available system log message descriptions for tags that begin with the letters ACCT (there is no space between ACCT and the question mark, and some descriptions are shortened for legibility):

```
user@host> help syslog ACCT?
```

Possible completions:

```
<syslog-tag>      System log tag or regular expression
ACCT_ACCOUNTING_ERROR Error occurred during file processing
ACCT_ACCOUNTING_FOPEN_ERROR Open operation failed on file
ACCT_ACCOUNTING_SMALL_FILE_SIZE Maximum file size is smaller than ...
ACCT_BAD_RECORD_FORMAT Record format does not match accounting profile
ACCT_CU_RTSLIB_ERROR Error occurred obtaining current class usage ...
ACCT_FORK_ERR       Could not create child process
ACCT_FORK_LIMIT_EXCEEDED Could not create child process because of limit
ACCT_GETHOSTNAME_ERROR gethostname function failed
ACCT_MALLOC_FAILURE Memory allocation failed
ACCT_UNDEFINED_COUNTER_NAME Filter profile used undefined counter name
ACCT_XFER_FAILED    Attempt to transfer file failed
ACCT_XFER_POPEN_FAIL File transfer failed
```

Display the description of the UI\_CMDLINE\_READ\_LINE message:

```
user@host> help syslog UI_CMDLINE_READ_LINE
```

Name: UI\_CMDLINE\_READ\_LINE  
Message: User '<users>', command '<input>'  
Help: User entered command at CLI prompt  
Description: The indicated user typed the indicated command at the CLI prompt and pressed the Enter key, sending the command string to the management process (mgd).  
Type: Event: This message reports an event, not an error  
Severity: info

## Part 2

# System Log Messages

- ACCT System Log Messages on page 57
- ANCPD System Log Messages on page 61
- ANTISPAM System Log Messages on page 63
- APPIDD System Log Messages on page 65
- APPXY System Log Messages on page 67
- ASP System Log Messages on page 69
- AUDITD System Log Messages on page 97
- AUTHD System Log Messages on page 101
- AUTOCONFD System Log Messages on page 103
- AUTOD System Log Messages on page 105
- AV System Log Messages on page 107
- BFDD System Log Messages on page 113
- BOOTPD System Log Messages on page 115
- CFMD System Log Messages on page 121
- CHASSISD System Log Messages on page 123
- CONTENT System Log Messages on page 191
- COSD System Log Messages on page 193
- DCD System Log Messages on page 205
- DFCD System Log Messages on page 209
- DFWD System Log Messages on page 211
- DHCPD System Log Messages on page 213
- DYNAMIC System Log Messages on page 217
- ESWD System Log Messages on page 223
- EVENTD System Log Messages on page 229
- FLOW System Log Messages on page 235
- FPCLOGIN System Log Messages on page 237
- FSAD System Log Messages on page 239
- FUD System Log Messages on page 249
- FWAUTH System Log Messages on page 253

- HNCACHED System Log Messages on page 257
- ICCPD System Log Messages on page 259
- IDP System Log Messages on page 261
- JADE System Log Messages on page 263
- JCS System Log Messages on page 265
- JDIAMETERD System Log Messages on page 271
- JSRPD System Log Messages on page 273
- KMD System Log Messages on page 275
- L2ALD System Log Messages on page 297
- L2CPD System Log Messages on page 305
- L2TPD System Log Messages on page 313
- LACPD System Log Messages on page 339
- LFMD System Log Messages on page 341
- LIBESPTASK System Log Messages on page 343
- LIBJNX System Log Messages on page 345
- LIBMSRPC System Log Messages on page 353
- LICENSE System Log Messages on page 355
- LLDPD System Log Messages on page 359
- LOGIN System Log Messages on page 361
- LPDFD System Log Messages on page 365
- LRMUX System Log Messages on page 367
- MCSNOOPD System Log Messages on page 369
- MIB2D System Log Messages on page 371
- MPLS\_OAM System Log Messages on page 377
- NEXTHOP System Log Messages on page 381
- NSD System Log Messages on page 383
- NSTRACED System Log Messages on page 385
- PFE System Log Messages on page 387
- PFED System Log Messages on page 395
- PGCPD System Log Messages on page 397
- PING System Log Messages on page 399
- PPMD System Log Messages on page 403
- PPPD System Log Messages on page 405
- PROFILER System Log Messages on page 411
- RDD System Log Messages on page 413
- RMOPD System Log Messages on page 417
- RPD System Log Messages on page 421

- RT System Log Messages on page 475
- RTLOG System Log Messages on page 493
- RTLOGD System Log Messages on page 495
- RTPERF System Log Messages on page 497
- SAVAL System Log Messages on page 499
- SDXD System Log Messages on page 501
- SNMP System Log Messages on page 505
- SNMPD System Log Messages on page 509
- SPD System Log Messages on page 519
- TASK System Log Messages on page 525
- TFTPDP System Log Messages on page 533
- UI System Log Messages on page 537
- VCCPD System Log Messages on page 559
- VRRPD System Log Messages on page 563
- WEB System Log Messages on page 567



## Chapter 2

# ACCT System Log Messages

This chapter describes messages with the ACCT prefix. They are generated by the accounting statistics process, which collects and records interface, filter, and class usage statistics.

### ACCT\_ACCOUNTING\_ERROR

---

<b>System Log Message</b>	Unexpected error <i>error-code</i> from file <i>filename</i>
<b>Description</b>	An error prevented the accounting statistics process from processing the indicated file.
<b>Type</b>	Error: An error occurred
<b>Severity</b>	warning

### ACCT\_ACCOUNTING\_FOPEN\_ERROR

---

<b>System Log Message</b>	Failed to open file <i>filename</i> : <i>error-code</i>
<b>Description</b>	The accounting statistics process could not open the indicated file.
<b>Type</b>	Error: An error occurred
<b>Severity</b>	warning

### ACCT\_ACCOUNTING\_SMALL\_FILE\_SIZE

---

<b>System Log Message</b>	File <i>filename</i> size ( <i>file-size</i> ) is smaller than record size ( <i>record-size</i> )
<b>Description</b>	The size limit configured for the indicated file is smaller than the record to be written to it.
<b>Type</b>	Error: An error occurred
<b>Severity</b>	warning

### ACCT\_BAD\_RECORD\_FORMAT

---

<b>System Log Message</b>	Invalid statistics record: <i>entry</i>
<b>Description</b>	The number of columns in the indicated record does not match the number of columns in the accounting profile.
<b>Type</b>	Error: An error occurred

**Severity** warning

## ACCT\_CU\_RTSLIB\_ERROR

---

**System Log Message** Error getting class usage statistics for interface *interface-name.unit-id: error-message*

**Description** The accounting statistics process could not obtain current class usage statistics.

**Type** Error: An error occurred

**Severity** error

## ACCT\_FORK\_ERR

---

**System Log Message** Unable to fork: *error-message*

**Description** The accounting statistics process could not create a child process for transferring files, for the indicated reason.

**Type** Error: An error occurred

**Severity** error

## ACCT\_FORK\_LIMIT\_EXCEEDED

---

**System Log Message** Unable to fork: too many child processes

**Description** The accounting statistics process could not create a child process for transferring files, because adding another child would have made the number of children exceed the limit.

**Type** Error: An error occurred

**Severity** error

## ACCT\_GETHOSTNAME\_ERROR

---

**System Log Message** Error *error-code* trying to get hostname

**Description** A call to the gethostname() function failed.

**Type** Error: An error occurred

**Severity** error

## ACCT\_MALLOC\_FAILURE

---

**System Log Message** Memory allocation failed while reallocating filter profile interface list

**Description** The accounting statistics process could not allocate memory from the heap.

**Type** Error: An error occurred

**Severity** error

**Cause** An internal software failure occurred.

**Action** Contact your technical support representative.



**ACCT\_UNDEFINED\_COUNTER\_NAME**

---

<b>System Log Message</b>	Counter <i>profile-name</i> in accounting profile <i>counter-name</i> is not defined in a firewall using this filter profile
<b>Description</b>	The indicated filter profile referenced the indicated counter name, which is not defined in a firewall filter that uses the filter profile.
<b>Type</b>	Error: An error occurred
<b>Severity</b>	warning
<b>Action</b>	Change the filter profile counter name to match the name defined in the firewall configuration.

**ACCT\_XFER\_FAILED**

---

<b>System Log Message</b>	Error transferring <i>filename</i>
<b>Description</b>	An attempt to transfer the indicated file failed.
<b>Type</b>	Error: An error occurred
<b>Severity</b>	error

**ACCT\_XFER\_POPEN\_FAIL**

---

<b>System Log Message</b>	Error <i>error-code</i> in invoking command <i>command</i> to transfer file <i>filename</i>
<b>Description</b>	A call to the popen() function failed when the accounting statistics process invoked the indicated command to transfer the indicated file.
<b>Type</b>	Error: An error occurred
<b>Severity</b>	error



## Chapter 3

# ANCPD System Log Messages

This chapter describes messages with the ANCPD prefix. They are generated by the Access Node Control Protocol process (ancpd), also known as Layer 2 control (l2c), which works with a special Internet Group Management Protocol (igmp) session to collect outgoing interface (oif) mapping events in a scalable manner.

### ANCPD\_COMMAND\_OPTIONS

---

<b>System Log Message</b>	ancpd_cmd_opts called with option <i>index</i> arg <i>argument</i>
<b>Description</b>	The access node control protocol process (ancpd) command line options were not handled by junos_app_init.
<b>Type</b>	Event: This message reports an event, not an error
<b>Severity</b>	info



## Chapter 4

# ANTISPAM System Log Messages

This chapter describes messages with the ANTISPAM prefix. They are generated by the antispam process, which decides what action should be performed when the device detects a message that it deems to be spam.

### ANTISPAM\_SPAM\_DETECTED

---

<b>System Log Message</b>	AntiSpam: SPAM detected: <i>source-name (source-address) action reason: reason</i>
<b>Description</b>	The email is detected as a spam; the IP address of the source and its name will be logged together with the reason for it being categorized as spam
<b>Type</b>	Event: This message reports an event, not an error
<b>Severity</b>	info
<b>Cause</b>	The email is detected as a spam
<b>Action</b>	Verify the spam to make sure it is not a false positive

### ANTISPAM\_SPAM\_DETECTED\_MT

---

<b>System Log Message</b>	AntiSpam: SPAM detected: <i>source-name (source-address) action reason: reason</i>
<b>Description</b>	The email is detected as a spam; the IP address of the source and its name will be logged together with the reason for it being categorized as spam
<b>Type</b>	Event: This message reports an event, not an error
<b>Severity</b>	info
<b>Cause</b>	The email is detected as a spam
<b>Action</b>	Verify the spam to make sure it is not a false positive



## Chapter 5

# APPIDD System Log Messages

This chapter describes messages with the APPIDD prefix. They are generated by the application identification process (appid), which is a passive application protocol identification library that implements a state machine for efficient pattern matching of regex-like application content signatures.

### APPIDD\_SCHEDULED\_UPDATE\_FAILED

---

<b>System Log Message</b>	Failed to update application package. error: <i>error-message</i>
<b>Description</b>	The scheduled application-identification application package update failed to start. Device will try it again at the next scheduled time
<b>Type</b>	Error: An error occurred
<b>Severity</b>	error





## Chapter 6

# APPPXY System Log Messages

This chapter describes messages with the APPXY prefix. They are generated by the Application Proxy process (appxyd).

### APPPXY\_RESOURCE\_OVERUSED

---

<b>System Log Message</b>	ApplicationProxy: Suspicious client <i>source-address:source-port</i> (-> <i>destination-address:destination-port</i> ) used <i>percentage-value</i> connections, which exceeded the maximum allowed <i>maximum-value</i> connections
<b>Description</b>	For ApplicationProxy, the amount of traffic from the specified source address exceeded the amount permitted from one source. The maximum amount of traffic from one source is a fixed percentage of the total amount of traffic.
<b>Type</b>	Event: This message reports an event, not an error
<b>Severity</b>	error

### APPPXY\_RESOURCE\_OVERUSED\_MT

---

<b>System Log Message</b>	ApplicationProxy: Suspicious client <i>source-address:source-port</i> (-> <i>destination-address:destination-port</i> ) used <i>percentage-value</i> connections, which exceeded the maximum allowed <i>maximum-value</i> connections
<b>Description</b>	For ApplicationProxy, the amount of traffic from the specified source address exceeded the amount permitted from one source. The maximum amount of traffic from one source is a fixed percentage of the total amount of traffic
<b>Type</b>	Event: This message reports an event, not an error
<b>Severity</b>	error

### APPPXY\_SESSION\_ABORT

---

<b>System Log Message</b>	ApplicationProxy: session from <i>source-address:source-port</i> to <i>destination-address:destination-port</i> aborted due to <i>error-message</i> (code <i>error-code</i> )
<b>Description</b>	Report application protocol (ftp/http/pop3/smtp/imap) session is aborted
<b>Type</b>	Event: This message reports an event, not an error
<b>Severity</b>	warning

**APPPXY\_SESSION\_ABORT\_MT**

---

<b>System Log Message</b>	ApplicationProxy: session from <i>source-address:source-port</i> to <i>destination-address:destination-port</i> aborted due to <i>error-message</i> (code <i>error-code</i> )
<b>Description</b>	Report application protocol (ftp/http/pop3/smtp/imap) session is aborted
<b>Type</b>	Event: This message reports an event, not an error
<b>Severity</b>	warning

## Chapter 7

# ASP System Log Messages

This chapter describes messages with the **ASP** prefix. They are generated by services on the Adaptive Services PIC (AS PIC), such as stateful firewall, Network Address Translation (NAT), and intrusion detection service (IDS). For information about configuring system logging for services on the AS PIC, see the *JUNOS Services Interfaces Configuration Guide*.

For information about the fields in messages with the ASP prefix, see “Interpreting Messages Generated in Standard Format by Services on a PIC” on page 43.

### ASP\_COS\_RULE\_MATCH

---

<b>System Log Message</b>	<i>syslog-prefix error-code: proto protocol-id (protocol-name) application: application, source-interface-nameseparatorsource-address:source-port -&gt; destination-addressdestination-port, event-type rule-set: rule-set-name, rule: rule-name, term: term-name</i>
<b>Description</b>	A packet matched the indicated term in the indicated class-of-service (CoS) rule. If the rule belongs to a rule set, the name of the rule set is also displayed. The matching packet contained the indicated information about its protocol (numerical identifier and name), application, source (logical interface name, IP address, and port number), and destination (IP address and port number).
<b>Type</b>	Event: This message reports an event, not an error
<b>Severity</b>	info

### ASP\_IDS\_HOST\_RATE

---

<b>System Log Message</b>	Host <i>destination-address, event-type ... rate = rate</i> events/sec
<b>Description</b>	The indicated event occurred at the indicated rate (events per second) for the indicated destination IP address. The rate exceeds the intrusion detection services (IDS) threshold configured with the 'threshold' statement at the [edit services rule < rule-name > term < term-name > then logging] hierarchy level. This message is logged every 60 seconds until the rate no longer exceeds the threshold.
<b>Type</b>	Event: This message reports an event, not an error
<b>Severity</b>	error

### ASP\_IDS\_HOST\_RATE\_APP

---

<b>System Log Message</b>	Host <i>destination-address (application), event-type ... rate = rate</i> events/sec
---------------------------	--

<b>Description</b>	The indicated event occurred at the indicated rate (events per second) for the indicated application at the indicated destination IP address. The rate exceeds the intrusion detection services (IDS) threshold set by the 'threshold' statement at the [edit services ids rule <rule-name> term <term-name> then logging] hierarchy level. The application is specified by the 'applications' or 'application-sets' statement at the [edit services ids rule <rule-name> term <term-name> from] hierarchy level. This message is logged every 60 seconds until the rate no longer exceeds the threshold.
<b>Type</b>	Event: This message reports an event, not an error
<b>Severity</b>	error

### ASP\_IDS\_INV\_CLEAR\_QUERY

---

<b>System Log Message</b>	CLEAR: Invalid query type <i>received-value</i> expecting <i>expected-value</i>
<b>Description</b>	Intrusion detection services (IDS) received a request to clear information from IDS tables. The request included the indicated type of query, which IDS cannot interpret.
<b>Type</b>	Error: An error occurred
<b>Severity</b>	critical
<b>Action</b>	Contact your technical support representative.

### ASP\_IDS\_INV\_CLEAR\_QUERY\_VER

---

<b>System Log Message</b>	CLEAR: Invalid query version <i>received-value</i> expecting <i>expected-value</i>
<b>Description</b>	Intrusion detection services (IDS) received a request to clear information from IDS tables. The request's version number did not match the version number of requests that IDS can service.
<b>Type</b>	Error: An error occurred
<b>Severity</b>	critical
<b>Action</b>	Contact your technical support representative.

### ASP\_IDS\_INV\_SHOW\_QUERY

---

<b>System Log Message</b>	SHOW: Invalid query type <i>received-value</i> expecting <i>expected-value</i>
<b>Description</b>	Intrusion detection services (IDS) received a request to show information from IDS tables. The request included the indicated type of query, which IDS cannot interpret.
<b>Type</b>	Error: An error occurred
<b>Severity</b>	critical
<b>Action</b>	Contact your technical support representative.

### ASP\_IDS\_INV\_SHOW\_QUERY\_VER

---

<b>System Log Message</b>	SHOW: Invalid query version <i>received-value</i> expecting <i>expected-value</i>
---------------------------	---

<b>Description</b>	Intrusion detection services (IDS) received a request to show information from IDS tables. The request's version number did not match the version number of requests that IDS can service.
<b>Type</b>	Error: An error occurred
<b>Severity</b>	critical
<b>Action</b>	Contact your technical support representative.

## ASP\_IDS\_LIMIT\_FLOW\_RATE\_BY\_DEST

---

<b>System Log Message</b>	<i>syslog-prefix error-code: proto protocol-id (protocol-name), source-interface-nameseparatorsource-address:source-port -&gt; destination-addressdestination-port, event-type</i>
<b>Description</b>	The stateful firewall discarded the packet with the indicated characteristics and did not create a new flow, because the flow rate at the firewall exceeded the intrusion detection services (IDS) limit configured by the 'rate' statement at the [edit services ids rule < rule-name > term < term-name > then session-limit by-destination] hierarchy level. The discarded packet contained the indicated information about its protocol (numerical identifier and name), source (logical interface name, IP address, and port number), and destination (IP address and port number).
<b>Type</b>	Event: This message reports an event, not an error
<b>Severity</b>	notice

## ASP\_IDS\_LIMIT\_FLOW\_RATE\_BY\_PAIR

---

<b>System Log Message</b>	<i>syslog-prefix error-code: proto protocol-id (protocol-name), source-interface-nameseparatorsource-address:source-port -&gt; destination-addressdestination-port, event-type</i>
<b>Description</b>	The stateful firewall discarded the packet with the indicated characteristics and did not create a new flow, because the flow rate at the firewall exceeded the intrusion detection services (IDS) limit configured by the 'rate' statement at the [edit services ids rule < rule-name > term < term-name > then session-limit by-pair] hierarchy level. The discarded packet contained the indicated information about its protocol (numerical identifier and name), source (logical interface name, IP address, and port number), and destination (IP address and port number).
<b>Type</b>	Event: This message reports an event, not an error
<b>Severity</b>	notice

## ASP\_IDS\_LIMIT\_FLOW\_RATE\_BY\_SRC

---

<b>System Log Message</b>	<i>syslog-prefix error-code: proto protocol-id (protocol-name), source-interface-nameseparatorsource-address:source-port -&gt; destination-addressdestination-port, event-type</i>
<b>Description</b>	The stateful firewall discarded the packet with the indicated characteristics and did not create a new flow, because the flow rate at the firewall exceeded the intrusion detection services (IDS) limit configured by the 'rate' statement at the [edit services ids rule < rule-name > term < term-name > then session-limit by-source] hierarchy

level. The discarded packet contained the indicated information about its protocol (numerical identifier and name), source (logical interface name, IP address, and port number), and destination (IP address and port number).

**Type** Event: This message reports an event, not an error  
**Severity** notice

## ASP\_IDS\_LIMIT\_OPEN\_FLOWS\_BY\_DEST

---

**System Log Message** *syslog-prefix error-code: proto protocol-id (protocol-name), source-interface-nameseparatorsource-address:source-port - > destination-addressdestination-port, event-type*

**Description** The stateful firewall discarded the packet with the indicated characteristics and did not create a new flow, because the number of open flows exceeded the intrusion detection services (IDS) limit configured by the 'maximum' statement at the [edit services ids rule < rule-name > term < term-name > then session-limit by-destination] hierarchy level. The discarded packet contained the indicated information about its protocol (numerical identifier and name), source (logical interface name, IP address, and port number), and destination (IP address and port number).

**Type** Event: This message reports an event, not an error  
**Severity** notice

## ASP\_IDS\_LIMIT\_OPEN\_FLOWS\_BY\_PAIR

---

**System Log Message** *syslog-prefix error-code: proto protocol-id (protocol-name), source-interface-nameseparatorsource-address:source-port - > destination-addressdestination-port, event-type*

**Description** The stateful firewall discarded the packet with the indicated characteristics and did not create a new flow, because the number of open flows exceeded the intrusion detection services (IDS) limit configured by the 'maximum' statement at the [edit services ids rule < rule-name > term < term-name > then session-limit by-pair] hierarchy level. The discarded packet contained the indicated information about its protocol (numerical identifier and name), source (logical interface name, IP address, and port number), and destination (IP address and port number).

**Type** Event: This message reports an event, not an error  
**Severity** notice

## ASP\_IDS\_LIMIT\_OPEN\_FLOWS\_BY\_SRC

---

**System Log Message** *syslog-prefix error-code: proto protocol-id (protocol-name), source-interface-nameseparatorsource-address:source-port - > destination-addressdestination-port, event-type*

**Description** The stateful firewall discarded the packet with the indicated characteristics and did not create a new flow, because the number of open flows exceeded the intrusion detection services (IDS) limit configured by the 'maximum' statement at the [edit services ids rule < rule-name > term < term-name > then session-limit by-source] hierarchy level. The discarded packet contained the indicated information about its

protocol (numerical identifier and name), source (logical interface name, IP address, and port number), and destination (IP address and port number).

**Type** Event: This message reports an event, not an error  
**Severity** notice

### ASP\_IDS\_LIMIT\_PKT\_RATE\_BY\_DEST

---

**System Log Message** *syslog-prefix error-code: proto protocol-id (protocol-name), source-interface-nameseparatorsource-address:source-port -> destination-addressdestination-port, event-type*

**Description** The stateful firewall discarded the packet with the indicated characteristics, because the number of packets per second (aggregated over all monitored flows) exceeded the intrusion detection services (IDS) limit configured by the 'packets' statement at the [edit services ids rule < rule-name > term < term-name > then session-limit by-destination] hierarchy level. The discarded packet contained the indicated information about its protocol (numerical identifier and name), source (logical interface name, IP address, and port number), and destination (IP address and port number).

**Type** Event: This message reports an event, not an error  
**Severity** notice

### ASP\_IDS\_LIMIT\_PKT\_RATE\_BY\_PAIR

---

**System Log Message** *syslog-prefix error-code: proto protocol-id (protocol-name), source-interface-nameseparatorsource-address:source-port -> destination-addressdestination-port, event-type*

**Description** The stateful firewall discarded the packet with the indicated characteristics, because the number of packets per second (aggregated over all monitored flows) exceeded the intrusion detection services (IDS) limit configured by the 'packets' statement at the [edit services ids rule < rule-name > term < term-name > then session-limit by-pair] hierarchy level. The discarded packet contained the indicated information about its protocol (numerical identifier and name), source (logical interface name, IP address, and port number), and destination (IP address and port number).

**Type** Event: This message reports an event, not an error  
**Severity** notice

### ASP\_IDS\_LIMIT\_PKT\_RATE\_BY\_SRC

---

**System Log Message** *syslog-prefix error-code: proto protocol-id (protocol-name), source-interface-nameseparatorsource-address:source-port -> destination-addressdestination-port, event-type*

**Description** The stateful firewall discarded the packet with the indicated characteristics, because the number of packets per second (aggregated over all monitored flows) exceeded the intrusion detection services (IDS) limit configured by the 'packets' statement at the [edit services ids rule < rule-name > term < term-name > then session-limit by-source] hierarchy level. The discarded packet contained the indicated information about its protocol (numerical identifier and name), source (logical interface name, IP address, and port number), and destination (IP address and port number).

**Type** Event: This message reports an event, not an error  
**Severity** notice

### ASP\_IDS\_NO\_MEM\_SHOW\_CMD

---

**System Log Message** Not enough memory for show command  
**Description** Intrusion detection services (IDS) could not service a request to show information from IDS tables, because not enough memory was available.  
**Type** Error: An error occurred  
**Severity** critical

### ASP\_IDS\_NULL\_CLEAR\_QUERY

---

**System Log Message** Failure: NULL query for CLEAR command.  
**Description** Intrusion detection services (IDS) invoked a query handler to service a request to clear information from IDS tables. The handler did not receive the request.  
**Type** Event: This message reports an event, not an error  
**Severity** critical  
**Action** Contact your technical support representative.

### ASP\_IDS\_NULL\_SHOW\_QUERY

---

**System Log Message** Failure: NULL query for SHOW command.  
**Description** Intrusion detection services (IDS) invoked a query handler to service a request to show information from IDS tables. The handler did not receive the request.  
**Type** Event: This message reports an event, not an error  
**Severity** critical  
**Action** Contact your technical support representative.

### ASP\_IDS\_RULE\_MATCH

---

**System Log Message** *syslog-prefix error-code: proto protocol-id (protocol-name) application: application, source-interface-nameseparatorsource-address:source-port - > destination-addressdestination-port, event-type rule-set: rule-set-name, rule: rule-name, term: term-name*  
**Description** A packet matched the indicated term in the indicated intrusion detection services (IDS) rule. If the rule belongs to a rule set, the rule set name is also displayed. The matching packet contained the indicated information about its protocol (numerical identifier and name), application, source (logical interface name, IP address, and port number), and destination (IP address and port number).  
**Type** Event: This message reports an event, not an error  
**Severity** info



## ASP\_IDS\_SYN\_COOKIE\_OFF

---

<b>System Log Message</b>	Host <i>destination-address</i> , SYN-COOKIE protection deactivated
<b>Description</b>	Intrusion detection services (IDS) deactivated SYN cookie protection for the indicated destination address. IDS deactivates this protection when it learns from the stateful firewall that the rate of certain events has returned to a level below the threshold set by the 'threshold' statement at the [edit services ids rule <rule-name> term <term-name> then syn-cookie] hierarchy level. The relevant events include the ones reported by the ASP_IDS_TCP_SYN_ATTACK, ASP_SFW_SYN_DEFENSE, and ASP_SFW_TCP_SCAN system log messages.
<b>Type</b>	Event: This message reports an event, not an error
<b>Severity</b>	error

## ASP\_IDS\_SYN\_COOKIE\_ON

---

<b>System Log Message</b>	Host <i>destination-address</i> , SYN-COOKIE protection activated
<b>Description</b>	Intrusion detection services (IDS) activated SYN cookie protection for the indicated destination address, because it learned from the stateful firewall that the rate of certain events exceeded the threshold set by the 'threshold' statement at the [edit services ids rule <rule-name> term <term-name> then syn-cookie] hierarchy level. The events include the ones reported by the ASP_IDS_TCP_SYN_ATTACK, ASP_SFW_SYN_DEFENSE, and ASP_SFW_TCP_SCAN system log messages. When SYN cookie protection is activated for a flow to a destination and the TCP handshake has not completed, the stateful firewall generates a SYN/ACK packet for each SYN packet directed to the destination.
<b>Type</b>	Event: This message reports an event, not an error
<b>Severity</b>	error

## ASP\_IDS\_TCP\_SYN\_ATTACK

---

<b>System Log Message</b>	<i>syslog-prefix error-code: proto protocol-id (protocol-name), source-interface-nameseparatorsource-address:source-port -&gt; destination-addressdestination-port, event-type</i>
<b>Description</b>	The stateful firewall received the packet with the indicated characteristics and determined that it was a duplicate Transmission Control Protocol (TCP) SYN packet (the SYN flag was set and a SYN packet was already received for the flow to the destination). The event was reported to intrusion detection services (IDS) and can cause IDS to activate SYN cookie protection. The packet contained the indicated information about its protocol (numerical identifier and name), source (logical interface name, IP address, and port number), and destination (IP address and port number).
<b>Type</b>	Event: This message reports an event, not an error
<b>Severity</b>	error

**ASP\_L2TP\_MESSAGE\_INCOMPLETE**

---

<b>System Log Message</b>	IPC message lacked variable portion
<b>Description</b>	The Layer 2 Tunneling Protocol (L2TP) did not process an interprocess communication (IPC) message because the variable portion of the message was missing.
<b>Type</b>	Error: An error occurred
<b>Severity</b>	error

**ASP\_L2TP\_NO\_MEM**

---

<b>System Log Message</b>	Unable to allocate memory for L2TP flow for tunnel <i>tunnel-id</i> , session <i>session-id</i>
<b>Description</b>	The Layer 2 Tunneling Protocol (L2TP) could not allocate the memory it needed to create a flow for the indicated tunnel and session.
<b>Type</b>	Error: An error occurred
<b>Severity</b>	error

**ASP\_L2TP\_OBJ\_CAC\_FAIL**

---

<b>System Log Message</b>	Unable to allocate object-cache memory for flow (unit <i>unit-id</i> , tunnel <i>tunnel-id</i> , session <i>session-id</i> )
<b>Description</b>	The Layer 2 Tunneling Protocol (L2TP) could not allocate memory from an object cache for the flow defined by the indicated unit, tunnel, and session.
<b>Type</b>	Error: An error occurred
<b>Severity</b>	error

**ASP\_L2TP\_STATS\_BULK\_QUERY\_FAILED**

---

<b>System Log Message</b>	Number of queries ( <i>num-queries</i> ) in statistics request exceeded limit ( <i>max-queries</i> )
<b>Description</b>	The Layer 2 Tunneling Protocol (L2TP) did not process an interprocess communication (IPC) request for statistics because it included the indicated the number of queries, which exceeds the limit as indicated.
<b>Type</b>	Error: An error occurred
<b>Severity</b>	error

**ASP\_L2TP\_STATS\_VERSION\_INVALID**

---

<b>System Log Message</b>	Invalid version <i>received-value</i> on statistics request (expected <i>expected-value</i> )
<b>Description</b>	The Layer 2 Tunneling Protocol process (l2tpd) received a request for statistics with the indicated version, which is not the indicated, supported version.
<b>Type</b>	Error: An error occurred
<b>Severity</b>	error

### ASP\_L2TP\_TUN\_GRP\_ADD\_FAIL\_ALLOC

---

<b>System Log Message</b>	Unable to add tunnel group for service set <i>service-set</i> : could not allocate ID
<b>Description</b>	The Layer 2 Tunneling Protocol (L2TP) could not add a tunnel group for the indicated service set because it could not allocate an internal ID.
<b>Type</b>	Error: An error occurred
<b>Severity</b>	error

### ASP\_L2TP\_TUN\_GRP\_ADD\_FAIL\_EXISTS

---

<b>System Log Message</b>	Unable to add tunnel group <i>group-id</i> : it already exists
<b>Description</b>	The Layer 2 Tunneling Protocol (L2TP) could not add a tunnel group with the indicated ID because it already existed.
<b>Type</b>	Error: An error occurred
<b>Severity</b>	error

### ASP\_L2TP\_TUN\_GRP\_CHG\_FAIL\_ALLOC

---

<b>System Log Message</b>	Unable to change tunnel group for service set <i>service-set</i> : could not allocate ID
<b>Description</b>	The Layer 2 Tunneling Protocol (L2TP) could not change a tunnel group for the indicated service set because it could not allocate an internal ID.
<b>Type</b>	Error: An error occurred
<b>Severity</b>	error

### ASP\_L2TP\_TUN\_GRP\_CHG\_FAIL\_INVLD

---

<b>System Log Message</b>	Unable to change tunnel group <i>group-id</i> : ID is invalid
<b>Description</b>	The Layer 2 Tunneling Protocol (L2TP) could not change the tunnel group with the indicated internal ID, because the ID is invalid.
<b>Type</b>	Error: An error occurred
<b>Severity</b>	error

### ASP\_L2TP\_TUN\_GRP\_DEL\_FAIL\_INVLD

---

<b>System Log Message</b>	Unable to delete tunnel group <i>group-id</i> : ID is invalid
<b>Description</b>	The Layer 2 Tunneling Protocol (L2TP) could not delete the tunnel group with the indicated internal ID, because the ID is invalid.
<b>Type</b>	Error: An error occurred
<b>Severity</b>	error

## ASP\_NAT\_OUTOF\_ADDRESSES

---

<b>System Log Message</b>	natpool <i>nat-pool-name</i> is out of addresses
<b>Description</b>	Network Address Translation (NAT) services could not allocate an address from the indicated NAT pool, because no addresses were available.
<b>Type</b>	Event: This message reports an event, not an error
<b>Severity</b>	warning

## ASP\_NAT\_OUTOF\_PORTS

---

<b>System Log Message</b>	natpool <i>nat-pool-name</i> is out of ports
<b>Description</b>	Network Address Translation (NAT) services could not allocate a port from the indicated NAT pool, because no ports were available.
<b>Type</b>	Event: This message reports an event, not an error
<b>Severity</b>	warning

## ASP\_NAT\_POOL\_RELEASE

---

<b>System Log Message</b>	natpool release <i>address:port[count]</i>
<b>Description</b>	Network Address Translation (NAT) services made the indicated number of ports available in the pool for the indicated address, starting at the indicated port number.
<b>Type</b>	Event: This message reports an event, not an error
<b>Severity</b>	info

## ASP\_NAT\_RULE\_MATCH

---

<b>System Log Message</b>	<i>syslog-prefix error-code: proto protocol-id (protocol-name) application: application, source-interface-nameseparatorsource-address:source-port - &gt; destination-addressdestination-port, event-type rule-set: rule-set-name, rule: rule-name, term: term-name</i>
<b>Description</b>	A packet matched the indicated term in the indicated Network Address Translation (NAT) rule. If the rule belongs to a rule set, the rule set name is also displayed. The matching packet contained the indicated information about its protocol (numerical identifier and name), application, source (logical interface name, IP address, and port number), and destination (IP address and port number).
<b>Type</b>	Event: This message reports an event, not an error
<b>Severity</b>	info

## ASP\_PGCP\_IPC\_MSG\_WRITE\_FAILED

---

<b>System Log Message</b>	Unable to write IPC message (type <i>message-type</i> , subtype <i>message-subtype</i> ): status code <i>status</i>
---------------------------	---

<b>Description</b>	The Packet Gateway Control Protocol (PGCP) client on the MultiServices Physical Interface Card (PIC) could not write an interprocess communication (IPC) message to the end of its pipe.
<b>Type</b>	Error: An error occurred
<b>Severity</b>	error

### ASP\_PGCP\_IPC\_PIPE\_WRITE\_FAILED

---

<b>System Log Message</b>	Unable to write IPC message (type <i>message-type</i> , subtype <i>message-subtype</i> ) to pipe: status code <i>status</i>
<b>Description</b>	The Packet Gateway Control Protocol (PGCP) client on the MultiServices Physical Interface Card (PIC) could not write the contents of its interprocess communication (IPC) pipe to the socket layer.
<b>Type</b>	Error: An error occurred
<b>Severity</b>	error

### ASP\_SFW\_ALG\_LEVEL\_ADJUSTED

---

<b>System Log Message</b>	ALG <i>sfw-application-name</i> specified by stateful firewall or CoS rule was reduced to <i>nat-application-name</i> , because twice NAT does not support ALG <i>application</i>
<b>Description</b>	A twice Network Address Translation (NAT) rule is applied to the same source or destination addresses as a stateful firewall or class-of-service (CoS) rule that applies an application-level gateway (ALG) other than Internet Control Message Protocol (ICMP) or traceroute. The configuration is invalid, because only those ALGs are supported in combination with twice NAT. The ALG configured in the stateful firewall or CoS rule was ignored, and only the application configured in the twice-NAT rule was applied. The adaptive services software accomplished this internally by adjusting the indicated ALG value (which is not supported with twice NAT) to the indicated supported value.
<b>Type</b>	Event: This message reports an event, not an error
<b>Severity</b>	warning
<b>Action</b>	Change the configuration so that twice-NAT rules (defined at the [edit services nat] hierarchy level) are not applied to the same source or destination addresses as rules defined at the [edit services stateful-firewall] or [edit services cos] hierarchy level that include ALGs other than the supported ones.

### ASP\_SFW\_ALG\_PROMOTION\_FAILED

---

<b>System Log Message</b>	ALG promotion failed. Stateful firewall application <i>sfw-application-name</i> conflicts with NAT application <i>nat-application-name</i> or conflicts with QoS application; request creation of discard flow
<b>Description</b>	A matching application-level gateway protocol (ALG) was found from both the indicated stateful firewall rule and either the indicated Network Address Translation (NAT) rule or a quality-of-service (QoS) rule, but the two ALGs were not at the same level.

<b>Type</b>	Event: This message reports an event, not an error
<b>Severity</b>	critical
<b>Action</b>	Resolve the conflicting application-protocol matching conditions in the rules at the [edit services stateful-firewall] hierarchy level and either the [edit services cos] (for QoS rules) or [edit services nat] (for NAT rules) hierarchy level.

## ASP\_SFW\_APP\_MSG\_TOO\_LONG

---

<b>System Log Message</b>	<i>syslog-prefix error-code: proto protocol-id (protocol-name), source-interface-nameseparatorsource-address:source-port - &gt; destination-addressdestination-port, event-type</i>
<b>Description</b>	The stateful firewall discarded the Transmission Control Protocol (TCP) packet with the indicated characteristics, because the packet was so large that it exhausted memory resources. The packet contained the indicated information about its protocol (numerical identifier and name), source (logical interface name, IP address, and port number), and destination (IP address and port number).
<b>Type</b>	Event: This message reports an event, not an error
<b>Severity</b>	notice
<b>Action</b>	Delete active flows to forcibly free memory, or wait for the system to reclaim memory. Consider creating more service sets among which resources can be divided. Otherwise, contact your technical support representative.

## ASP\_SFW\_CHANGE\_INACTIVITY\_TIMER

---

<b>System Log Message</b>	change global inactivity timer to <i>value1</i> open timeout to <i>value2</i>
<b>Description</b>	The global inactivity timer and the open timeout were set to the indicated values.
<b>Type</b>	Event: This message reports an event, not an error
<b>Severity</b>	critical

## ASP\_SFW\_CREATE\_ACCEPT\_FLOW

---

<b>System Log Message</b>	<i>syslog-prefix error-code: proto protocol-id (protocol-name) application: application, source-interface-nameseparatorsource-address:source-port - &gt; destination-addressdestination-port, event-type nat-information</i>
<b>Description</b>	The packet with the indicated characteristics matched a stateful firewall rule that has the 'accept' action, and the stateful firewall created a flow. If the flow requires Network Address Translation (NAT) services, NAT information appears at the end of the message. The matching packet contained the indicated information about its protocol (numerical identifier and name), application, source (logical interface name, IP address, and port number), and destination (IP address and port number).
<b>Type</b>	Event: This message reports an event, not an error
<b>Severity</b>	info

## ASP\_SFW\_CREATE\_DISCARD\_FLOW

---

<b>System Log Message</b>	<i>syslog-prefix error-code: proto protocol-id (protocol-name) application: application, source-interface-nameseparatorsource-address:source-port - &gt; destination-addressdestination-port, event-type</i>
<b>Description</b>	The packet with the indicated characteristics matched a stateful firewall rule that has the 'discard' action, and the stateful firewall created a discard flow. The matching packet contained the indicated information about its protocol (numerical identifier and name), application, source (logical interface name, IP address, and port number), and destination (IP address and port number).
<b>Type</b>	Event: This message reports an event, not an error
<b>Severity</b>	notice

## ASP\_SFW\_CREATE\_REJECT\_FLOW

---

<b>System Log Message</b>	<i>syslog-prefix error-code: proto protocol-id (protocol-name) application: application, source-interface-nameseparatorsource-address:source-port - &gt; destination-addressdestination-port, event-type</i>
<b>Description</b>	The packet with the indicated characteristics matched a stateful firewall rule that has the 'reject' action, and the stateful firewall created a reject flow. The matching packet contained the indicated information about its protocol (numerical identifier and name), application, source (logical interface name, IP address, and port number), and destination (IP address and port number).
<b>Type</b>	Event: This message reports an event, not an error
<b>Severity</b>	notice

## ASP\_SFW\_FTP\_ACTIVE\_ACCEPT

---

<b>System Log Message</b>	<i>syslog-prefix error-code: proto protocol-id (protocol-name) application: application, source-interface-nameseparatorsource-address:source-port - &gt; destination-addressdestination-port, event-type nat-information</i>
<b>Description</b>	When the stateful firewall receives PORT/EPRT commands in the control channel, it creates a flow in anticipation of an FTP data connection from client to server. The packet with the indicated characteristics matched such a flow. If the flow requires Network Address Translation (NAT) services, NAT information appears at the end of the message. The matching packet contained the indicated information about its protocol (numerical identifier and name), application, source (logical interface name, IP address, and port number), and destination (IP address and port number).
<b>Type</b>	Event: This message reports an event, not an error
<b>Severity</b>	notice

**ASP\_SFW\_FTP\_PASSIVE\_ACCEPT**

---

<b>System Log Message</b>	<i>syslog-prefix error-code: proto protocol-id (protocol-name) application: application, source-interface-nameseparatorsource-address:source-port - &gt; destination-addressdestination-port, event-type nat-information</i>
<b>Description</b>	When the stateful firewall receives PASV/EPSV commands in the control channel, it creates a flow in anticipation of an FTP data connection from server to client. The packet with the indicated characteristics matched such a flow. If the flow requires Network Address Translation (NAT) services, NAT information appears at the end of the message. The matching packet contained the indicated information about its protocol (numerical identifier and name), application, source (logical interface name, IP address, and port number), and destination (IP address and port number).
<b>Type</b>	Event: This message reports an event, not an error
<b>Severity</b>	notice

**ASP\_SFW\_ICMP\_ERROR\_DROP**

---

<b>System Log Message</b>	<i>syslog-prefix error-code: proto protocol-id (protocol-name), source-interface-nameseparatorsource-address:source-port - &gt; destination-addressdestination-port, event-type</i>
<b>Description</b>	The stateful firewall discarded the Internet Control Message Protocol (ICMP) error packet with the indicated characteristics, because the packet did not belong to an existing flow. The discarded packet contained the indicated information about its protocol (numerical identifier and name), source (logical interface name, IP address, and port number), and destination (IP address and port number).
<b>Type</b>	Event: This message reports an event, not an error
<b>Severity</b>	notice

**ASP\_SFW\_ICMP\_HEADER\_LEN\_ERROR**

---

<b>System Log Message</b>	<i>syslog-prefix error-code: proto protocol-id (protocol-name), source-interface-nameseparatorsource-address:source-port - &gt; destination-addressdestination-port, event-type</i>
<b>Description</b>	The stateful firewall discarded the Internet Control Message Protocol (ICMP) packet with the indicated characteristics, because the length field in the packet header was shorter than the minimum 8 bytes required for an ICMP packet. The discarded packet contained the indicated information about its protocol (numerical identifier and name), source (logical interface name, IP address, and port number), and destination (IP address and port number).
<b>Type</b>	Event: This message reports an event, not an error
<b>Severity</b>	notice



## ASP\_SFW\_ICMP\_PACKET\_ERROR\_LENGTH

---

<b>System Log Message</b>	<i>syslog-prefix error-code: proto protocol-id (protocol-name), source-interface-nameseparatorsource-address:source-port - &gt; destination-addressdestination-port, event-type</i>
<b>Description</b>	The stateful firewall discarded the Internet Control Message Protocol (ICMP) error packet with the indicated characteristics, because the packet contained fewer than 48 bytes of data, or more than 576. The discarded packet contained the indicated information about its protocol (numerical identifier and name), source (logical interface name, IP address, and port number), and destination (IP address and port number).
<b>Type</b>	Event: This message reports an event, not an error
<b>Severity</b>	notice

## ASP\_SFW\_IP\_FRAG\_ASSEMBLY\_TIMEOUT

---

<b>System Log Message</b>	<i>syslog-prefix error-code: proto protocol-id (protocol-name), source-interface-nameseparatorsource-address:source-port - &gt; destination-addressdestination-port, event-type</i>
<b>Description</b>	The stateful firewall discarded the packet with the indicated characteristics and all related IP fragments it had previously received, because all fragments did not arrive within the four-second reassembly timeout period. The discarded packet contained the indicated information about its protocol (numerical identifier and name), source (logical interface name, IP address, and port number), and destination (IP address and port number).
<b>Type</b>	Event: This message reports an event, not an error
<b>Severity</b>	notice

## ASP\_SFW\_IP\_FRAG\_OVERLAP

---

<b>System Log Message</b>	<i>syslog-prefix error-code: proto protocol-id (protocol-name), source-interface-nameseparatorsource-address:source-port - &gt; destination-addressdestination-port, event-type</i>
<b>Description</b>	The stateful firewall discarded the packet with the indicated characteristics and all related IP fragments it had previously received, because the contents of two fragments overlapped. The discarded packet contained the indicated information about its protocol (numerical identifier and name), source (logical interface name, IP address, and port number), and destination (IP address and port number).
<b>Type</b>	Event: This message reports an event, not an error
<b>Severity</b>	notice

## ASP\_SFW\_IP\_OPTION\_DROP\_PACKET

---

<b>System Log Message</b>	<i>syslog-prefix error-code: proto protocol-id (protocol-name), source-interface-nameseparatorsource-address:source-port - &gt; destination-addressdestination-port, event-type</i>
---------------------------	---

<b>Description</b>	The stateful firewall discarded the packet with the indicated characteristics, because the packet contained nonconfigured IP option types. The discarded packet contained the indicated information about its protocol (numerical identifier and name), source (logical interface name, IP address, and port number), and destination (IP address and port number).
<b>Type</b>	Event: This message reports an event, not an error
<b>Severity</b>	notice

### ASP\_SFW\_IP\_PACKET\_CHECKSUM\_ERROR

---

<b>System Log Message</b>	<i>syslog-prefix error-code: proto protocol-id (protocol-name), source-interface-nameseparatorsource-address:source-port - &gt; destination-addressdestination-port, event-type</i>
<b>Description</b>	The stateful firewall discarded the packet with the indicated characteristics, because the packet checksum was incorrect. The discarded packet contained the indicated information about its protocol (numerical identifier and name), source (logical interface name, IP address, and port number), and destination (IP address and port number).
<b>Type</b>	Event: This message reports an event, not an error
<b>Severity</b>	notice

### ASP\_SFW\_IP\_PACKET\_DST\_BAD

---

<b>System Log Message</b>	<i>syslog-prefix error-code: proto protocol-id (protocol-name), source-interface-nameseparatorsource-address:source-port - &gt; destination-addressdestination-port, event-type</i>
<b>Description</b>	The stateful firewall discarded the packet with the indicated characteristics, because the packet destination address was either a multicast address or was in the range reserved for experimental use (248.0.0.0 through 255.255.255.254). The discarded packet contained the indicated information about its protocol (numerical identifier and name), source (logical interface name, IP address, and port number), and destination (IP address and port number).
<b>Type</b>	Event: This message reports an event, not an error
<b>Severity</b>	notice

### ASP\_SFW\_IP\_PACKET\_FRAG\_LEN\_INV

---

<b>System Log Message</b>	<i>syslog-prefix error-code: proto protocol-id (protocol-name), source-interface-nameseparatorsource-address:source-port - &gt; destination-addressdestination-port, event-type</i>
<b>Description</b>	The stateful firewall discarded the packet with the indicated characteristics and all related IP fragments it had previously received, because the length of a fragment was invalid. The discarded packet contained the indicated information about its protocol (numerical identifier and name), source (logical interface name, IP address, and port number), and destination (IP address and port number).
<b>Type</b>	Event: This message reports an event, not an error

**Severity** notice

### ASP\_SFW\_IP\_PACKET\_INCORRECT\_LEN

---

**System Log Message** *syslog-prefix error-code: proto protocol-id (protocol-name), source-interface-nameseparatorsource-address:source-port - > destination-addressdestination-port, event-type*

**Description** The stateful firewall discarded the IP packet with the indicated characteristics, because the packet length was invalid. The discarded packet contained the indicated information about its protocol (numerical identifier and name), source (logical interface name, IP address, and port number), and destination (IP address and port number).

**Type** Event: This message reports an event, not an error

**Severity** notice

### ASP\_SFW\_IP\_PACKET\_LAND\_ATTACK

---

**System Log Message** *syslog-prefix error-code: proto protocol-id (protocol-name), source-interface-nameseparatorsource-address:source-port - > destination-addressdestination-port, event-type*

**Description** The stateful firewall discarded the IP packet with the indicated characteristics, because the source and destination address for the packet were the same (referred to as a land attack). The discarded packet contained the indicated information about its protocol (numerical identifier and name), source (logical interface name, IP address, and port number), and destination (IP address and port number).

**Type** Event: This message reports an event, not an error

**Severity** notice

### ASP\_SFW\_IP\_PACKET\_NOT\_VERSION\_4

---

**System Log Message** *syslog-prefix error-code: proto protocol-id (protocol-name), source-interface-nameseparatorsource-address:source-port - > destination-addressdestination-port, event-type*

**Description** The stateful firewall discarded the IP packet with the indicated characteristics, because the packet version was not IP version 4 (IPv4). The discarded packet contained the indicated information about its protocol (numerical identifier and name), source (logical interface name, IP address, and port number), and destination (IP address and port number).

**Type** Event: This message reports an event, not an error

**Severity** notice

### ASP\_SFW\_IP\_PACKET\_PROTOCOL\_ERROR

---

**System Log Message** *syslog-prefix error-code: proto protocol-id (protocol-name), source-interface-nameseparatorsource-address:source-port - > destination-addressdestination-port, event-type*

<b>Description</b>	The stateful firewall discarded the IP packet with the indicated characteristics, because the packet used an invalid protocol. The discarded packet contained the indicated information about its protocol (numerical identifier and name), source (logical interface name, IP address, and port number), and destination (IP address and port number).
<b>Type</b>	Event: This message reports an event, not an error
<b>Severity</b>	notice

### ASP\_SFW\_IP\_PACKET\_SRC\_BAD

---

<b>System Log Message</b>	<i>syslog-prefix error-code: proto protocol-id (protocol-name), source-interface-nameseparatorsource-address:source-port - &gt; destination-addressdestination-port, event-type</i>
<b>Description</b>	The stateful firewall discarded the packet with the indicated characteristics, because the packet source address was one of the following: (1) a multicast address (2) a broadcast address (3) in the range 127.0.0.0 through 127.255.255.255 (4) in the range 248.0.0.0 through 255.255.255.254, which is reserved for experimental use. The discarded packet contained the indicated information about its protocol (numerical identifier and name), source (logical interface name, IP address, and port number), and destination (IP address and port number).
<b>Type</b>	Event: This message reports an event, not an error
<b>Severity</b>	notice

### ASP\_SFW\_IP\_PACKET\_TOO\_LONG

---

<b>System Log Message</b>	<i>syslog-prefix error-code: proto protocol-id (protocol-name), source-interface-nameseparatorsource-address:source-port - &gt; destination-addressdestination-port, event-type</i>
<b>Description</b>	The stateful firewall discarded the IP packet with the indicated characteristics, because the packet contained more than 64 kilobytes (KB) of data (referred to as a ping-of-death attack). The discarded packet contained the indicated information about its protocol (numerical identifier and name), source (logical interface name, IP address, and port number), and destination (IP address and port number).
<b>Type</b>	Event: This message reports an event, not an error
<b>Severity</b>	notice

### ASP\_SFW\_IP\_PACKET\_TOO\_SHORT

---

<b>System Log Message</b>	<i>syslog-prefix error-code: proto protocol-id (protocol-name), source-interface-nameseparatorsource-address:source-port - &gt; destination-addressdestination-port, event-type</i>
<b>Description</b>	The stateful firewall discarded the IP packet with the indicated characteristics, because the packet did not contain the minimum amount of data required. The discarded packet contained the indicated information about its protocol (numerical identifier and name), source (logical interface name, IP address, and port number), and destination (IP address and port number).
<b>Type</b>	Event: This message reports an event, not an error

**Severity** notice

### ASP\_SFW\_IP\_PACKET\_TTL\_ERROR

---

**System Log Message** *syslog-prefix error-code: proto protocol-id (protocol-name), source-interface-nameseparatorsource-address:source-port - > destination-addressdestination-port, event-type*

**Description** The stateful firewall discarded the IP packet with the indicated characteristics, because the packet had a time-to-live (TTL) value of 0 (zero). The discarded packet contained the indicated information about its protocol (numerical identifier and name), source (logical interface name, IP address, and port number), and destination (IP address and port number).

**Type** Event: This message reports an event, not an error

**Severity** notice

### ASP\_SFW\_NEW\_POLICY

---

**System Log Message** install new configuration

**Description** A new stateful firewall policy was installed.

**Type** Event: This message reports an event, not an error

**Severity** critical

### ASP\_SFW\_NO\_IP\_PACKET

---

**System Log Message** *syslog-prefix error-code: proto protocol-id (protocol-name), source-interface-nameseparatorsource-address:source-port - > destination-addressdestination-port, event-type*

**Description** The stateful firewall received the packet with the indicated characteristics, which was not an IP packet. The packet contained the indicated information about its protocol (numerical identifier and name), source (logical interface name, IP address, and port number), and destination (IP address and port number).

**Type** Event: This message reports an event, not an error

**Severity** notice

### ASP\_SFW\_NO\_POLICY

---

**System Log Message** *source-address - > destination-address*No policy

**Description** The stateful firewall received packets with the indicated source and destination addresses. There was no matching policy for the traffic.

**Type** Event: This message reports an event, not an error

**Severity** critical

**ASP\_SFW\_NO\_RULE\_DROP**

---

<b>System Log Message</b>	<i>syslog-prefix error-code: proto protocol-id (protocol-name), source-interface-nameseparatorsource-address:source-port - &gt; destination-addressdestination-port, event-type</i>
<b>Description</b>	The stateful firewall discarded the packet with the indicated characteristics, because the packet did not match and stateful firewall rules. In this case, the default action is to discard the packet. The discarded packet contained the indicated information about its protocol (numerical identifier and name), source (logical interface name, IP address, and port number), and destination (IP address and port number).
<b>Type</b>	Event: This message reports an event, not an error
<b>Severity</b>	notice

**ASP\_SFW\_PING\_DUPLICATED\_SEQNO**

---

<b>System Log Message</b>	<i>syslog-prefix error-code: proto protocol-id (protocol-name), source-interface-nameseparatorsource-address:source-port - &gt; destination-addressdestination-port, event-type</i>
<b>Description</b>	The stateful firewall discarded the Internet Control Message Protocol (ICMP) echo request packet with the indicated characteristics, because packet's sequence number was the same as in a previous packet. The discarded packet contained the indicated information about its protocol (numerical identifier and name), source (logical interface name, IP address, and port number), and destination (IP address and port number).
<b>Type</b>	Event: This message reports an event, not an error
<b>Severity</b>	notice

**ASP\_SFW\_PING\_MISMATCHED\_SEQNO**

---

<b>System Log Message</b>	<i>syslog-prefix error-code: proto protocol-id (protocol-name), source-interface-nameseparatorsource-address:source-port - &gt; destination-addressdestination-port, event-type</i>
<b>Description</b>	The stateful firewall discarded the Internet Control Message Protocol (ICMP) echo reply packet with the indicated characteristics, because the firewall had not previously received an echo request packet with the same sequence number. The discarded packet contained the indicated information about its protocol (numerical identifier and name), source (logical interface name, IP address, and port number), and destination (IP address and port number).
<b>Type</b>	Event: This message reports an event, not an error
<b>Severity</b>	notice

**ASP\_SFW\_PING\_OUTOF\_SEQNO\_CACHE**

---

<b>System Log Message</b>	<i>syslog-prefix error-code: proto protocol-id (protocol-name), source-interface-nameseparatorsource-address:source-port - &gt; destination-addressdestination-port, event-type</i>
---------------------------	---

<b>Description</b>	The stateful firewall discarded the Internet Control Message Protocol (ICMP) echo request packet with the indicated characteristics, because it had not received echo replies for an excessive number of previously received echo requests. The discarded packet contained the indicated information about its protocol (numerical identifier and name), source (logical interface name, IP address, and port number), and destination (IP address and port number).
<b>Type</b>	Event: This message reports an event, not an error
<b>Severity</b>	notice

## ASP\_SFW\_POLICY\_REJECT

---

<b>System Log Message</b>	reject configuration because <i>reason</i>
<b>Description</b>	A newly installed stateful firewall policy was rejected for the indicated reason.
<b>Type</b>	Event: This message reports an event, not an error
<b>Severity</b>	critical

## ASP\_SFW\_RULE\_ACCEPT

---

<b>System Log Message</b>	<i>syslog-prefix error-code: proto protocol-id (protocol-name) application: application, source-interface-nameseparatorsource-address:source-port - &gt; destination-addressdestination-port, event-type rule-set: rule-set-name, rule: rule-name, term: term-name</i>
<b>Description</b>	The packet with the indicated characteristics matched the indicated term in the indicated stateful firewall rule, which has an 'accept' action. If the rule belongs to a rule set, the rule set name is also displayed. The stateful firewall accepted the flow to which the packet belongs. The matching packet contained the indicated information about its protocol (numerical identifier and name), application, source (logical interface name, IP address, and port number), and destination (IP address and port number).
<b>Type</b>	Event: This message reports an event, not an error
<b>Severity</b>	info

## ASP\_SFW\_RULE\_DISCARD

---

<b>System Log Message</b>	<i>syslog-prefix error-code: proto protocol-id (protocol-name) application: application, source-interface-nameseparatorsource-address:source-port - &gt; destination-addressdestination-port, event-type rule-set: rule-set-name, rule: rule-name, term: term-name</i>
<b>Description</b>	The packet with the indicated characteristics matched the indicated term in the indicated stateful firewall rule, which has a 'discard' action. If the rule belongs to a rule set, the rule set name is also displayed. The stateful firewall discarded the packet. The matching packet contained the indicated information about its protocol (numerical identifier and name), application, source (logical interface name, IP address, and port number), and destination (IP address and port number).
<b>Type</b>	Event: This message reports an event, not an error
<b>Severity</b>	notice

## ASP\_SFW\_RULE\_REJECT

<b>System Log Message</b>	<i>syslog-prefix error-code: proto protocol-id (protocol-name) application: application, source-interface-nameseparatorsource-address:source-port - &gt; destination-addressdestination-port, event-type rule-set: rule-set-name, rule: rule-name, term: term-name</i>
<b>Description</b>	The packet with the indicated characteristics matched the indicated term in the indicated stateful firewall rule, which has a 'reject' action. If the rule belongs to a rule set, the rule set name is also displayed. If the packet used the User Datagram Protocol (UDP), the stateful firewall generated an Internet Control Message Protocol (ICMP) error message. If the packet used the Transmission Control Protocol (TCP), the stateful firewall generated an RST packet. The matching packet contained the indicated information about its protocol (numerical identifier and name), application, source (logical interface name, IP address, and port number), and destination (IP address and port number).
<b>Type</b>	Event: This message reports an event, not an error
<b>Severity</b>	notice

## ASP\_SFW\_SYN\_DEFENSE

<b>System Log Message</b>	<i>syslog-prefix error-code: proto protocol-id (protocol-name), source-interface-nameseparatorsource-address:source-port - &gt; destination-addressdestination-port, event-type</i>
<b>Description</b>	The stateful firewall discarded the packet with the indicated characteristics, because the Transmission Control Protocol (TCP) handshake that is used to establish a session did not complete quickly enough. The time limit is set by the 'open-timeout' statement at the [edit interfaces < services-interface > services-options] hierarchy level or is four seconds by default. The event was reported to intrusion detection services (IDS) and can cause IDS to activate SYN cookie protection. The discarded packet contained the indicated information about its protocol (numerical identifier and name), source (logical interface name, IP address, and port number), and destination (IP address and port number).
<b>Type</b>	Event: This message reports an event, not an error
<b>Severity</b>	notice
<b>Cause</b>	Possible causes for the handshake failure include the following: (1) sequence numbers did not match in a SYN packet and a previous SYN packet (the second packet was not a retransmission) (2) sequence numbers did not match in a SYN/ACK packet and a previous SYN packet (3) either or both a SYN/ACK packet and an ACK packet did not arrive at the firewall within the time limit.

## ASP\_SFW\_TCP\_BAD\_SYN\_COOKIE\_RESP

<b>System Log Message</b>	<i>syslog-prefix error-code: proto protocol-id (protocol-name), source-interface-nameseparatorsource-address:source-port - &gt; destination-addressdestination-port, event-type</i>
---------------------------	---



**Description** The stateful firewall discarded the Transmission Control Protocol (TCP) ACK packet with the indicated characteristics, either because it is the first packet in a session, or because its sequence number did not match the sequence number in the SYN/ACK packet that the firewall previously generated for the session. The firewall generates SYN/ACK packets when SYN cookie protection is activated. The discarded packet contained the indicated information about its protocol (numerical identifier and name), source (logical interface name, IP address, and port number), and destination (IP address and port number).

**Type** Event: This message reports an event, not an error

**Severity** notice

### ASP\_SFW\_TCP\_FLAGS\_ERROR

---

**System Log Message** *syslog-prefix error-code: proto protocol-id (protocol-name), source-interface-nameseparatorsource-address:source-port - > destination-addressdestination-port, event-type*

**Description** The stateful firewall discarded the Transmission Control Protocol (TCP) packet with the indicated characteristics, because the flags in the packet were set in one of the following combinations: (1) FIN and RST (2) SYN and one or more of FIN, RST, and URG. The discarded packet contained the indicated information about its protocol (numerical identifier and name), source (logical interface name, IP address, and port number), and destination (IP address and port number).

**Type** Event: This message reports an event, not an error

**Severity** notice

### ASP\_SFW\_TCP\_HEADER\_LEN\_ERROR

---

**System Log Message** *syslog-prefix error-code: proto protocol-id (protocol-name), source-interface-nameseparatorsource-address:source-port - > destination-addressdestination-port, event-type*

**Description** The stateful firewall discarded the Transmission Control Protocol (TCP) packet with the indicated characteristics, because the length field in the packet header was shorter than the minimum 20 bytes required for a TCP packet. The discarded packet contained the indicated information about its protocol (numerical identifier and name), source (logical interface name, IP address, and port number), and destination (IP address and port number).

**Type** Event: This message reports an event, not an error

**Severity** notice

### ASP\_SFW\_TCP\_NON\_SYN\_FIRST\_PACKET

---

**System Log Message** *syslog-prefix error-code: proto protocol-id (protocol-name), source-interface-nameseparatorsource-address:source-port - > destination-addressdestination-port, event-type*

**Description** The stateful firewall discarded the Transmission Control Protocol (TCP) packet with the indicated characteristics, because it was the first packet in the TCP session but the SYN flag was not set. The discarded packet contained the indicated information

about its protocol (numerical identifier and name), source (logical interface name, IP address, and port number), and destination (IP address and port number).

**Type** Event: This message reports an event, not an error  
**Severity** notice

## ASP\_SFW\_TCP\_PORT\_ZERO

---

**System Log Message** *syslog-prefix error-code: proto protocol-id (protocol-name), source-interface-nameseparatorsource-address:source-port -> destination-addressdestination-port, event-type*

**Description** The stateful firewall discarded the Transmission Control Protocol (TCP) packet with the indicated characteristics, because the source or destination port specified in the packet was zero (0). The discarded packet contained the indicated information about its protocol (numerical identifier and name), source (logical interface name, IP address, and port number), and destination (IP address and port number).

**Type** Event: This message reports an event, not an error  
**Severity** notice

## ASP\_SFW\_TCP\_RECONSTRUCT\_DROP

---

**System Log Message** *syslog-prefix error-code: proto protocol-id (protocol-name), source-interface-nameseparatorsource-address:source-port -> destination-addressdestination-port, event-type*

**Description** The stateful firewall discarded the Transmission Control Protocol (TCP) packet with the indicated characteristics, because the session to which the packet belongs violated TCP standards. The discarded packet contained the indicated information about its protocol (numerical identifier and name), source (logical interface name, IP address, and port number), and destination (IP address and port number).

**Type** Event: This message reports an event, not an error  
**Severity** notice

**Cause** Possible causes include the following: (1) the amount of previously received but unacknowledged data exceeded the TCP window (2) there were sequence number errors (gaps in the sequence or packets with overlapping numbers).

## ASP\_SFW\_TCP\_SCAN

---

**System Log Message** *syslog-prefix error-code: proto protocol-id (protocol-name), source-interface-nameseparatorsource-address:source-port -> destination-addressdestination-port, event-type*

**Description** The stateful firewall received a Transmission Control Protocol (TCP) RST packet from a server, indicating that the server rejected a connection attempt directed to the indicated destination address and port. The event was reported to intrusion detection services (IDS) and can cause IDS to activate SYN cookie protection. The RST packet contained the indicated information about its protocol (numerical identifier and name), source (logical interface name, IP address, and port number), and destination (IP address and port number).

**Type** Event: This message reports an event, not an error  
**Severity** notice

### ASP\_SFW\_TCP\_SEQNO\_AND\_FLAGS\_ZERO

---

**System Log Message** *syslog-prefix error-code: proto protocol-id (protocol-name),  
source-interface-nameseparatorsource-address:source-port - >  
destination-addressdestination-port, event-type*

**Description** The stateful firewall discarded the Transmission Control Protocol (TCP) packet with the indicated characteristics, because the packet's sequence number was 0 (zero) and no flags were set. The discarded packet contained the indicated information about its protocol (numerical identifier and name), source (logical interface name, IP address, and port number), and destination (IP address and port number).

**Type** Event: This message reports an event, not an error  
**Severity** notice

### ASP\_SFW\_TCP\_SEQNO\_ZERO\_FLAGS\_SET

---

**System Log Message** *syslog-prefix error-code: proto protocol-id (protocol-name),  
source-interface-nameseparatorsource-address:source-port - >  
destination-addressdestination-port, event-type*

**Description** The stateful firewall discarded the Transmission Control Protocol (TCP) packet with the indicated characteristics, because the packet's sequence number was 0 (zero) and one or more of the FIN, PSH, and RST flags were set. The discarded packet contained the indicated information about its protocol (numerical identifier and name), source (logical interface name, IP address, and port number), and destination (IP address and port number).

**Type** Event: This message reports an event, not an error  
**Severity** notice

### ASP\_SFW\_UDP\_HEADER\_LEN\_ERROR

---

**System Log Message** *syslog-prefix error-code: proto protocol-id (protocol-name),  
source-interface-nameseparatorsource-address:source-port - >  
destination-addressdestination-port, event-type*

**Description** The stateful firewall discarded the User Datagram Protocol (UDP) packet with the indicated characteristics, because the length field in the packet header was shorter than the minimum 8 bytes required for an UDP packet. The discarded packet contained the indicated information about its protocol (numerical identifier and name), source (logical interface name, IP address, and port number), and destination (IP address and port number).

**Type** Event: This message reports an event, not an error  
**Severity** notice

**ASP\_SFW\_UDP\_PORT\_ZERO**

---

<b>System Log Message</b>	<i>syslog-prefix error-code: proto protocol-id (protocol-name), source-interface-nameseparatorsource-address:source-port - &gt; destination-addressdestination-port, event-type</i>
<b>Description</b>	The stateful firewall discarded the User Datagram Protocol (UDP) packet with the indicated characteristics, because the source or destination port specified in the packet was zero (0). The discarded packet contained the indicated information about its protocol (numerical identifier and name), source (logical interface name, IP address, and port number), and destination (IP address and port number).
<b>Type</b>	Event: This message reports an event, not an error
<b>Severity</b>	notice

**ASP\_SFW\_UDP\_SCAN**

---

<b>System Log Message</b>	<i>syslog-prefix error-code: proto protocol-id (protocol-name), source-interface-nameseparatorsource-address:source-port - &gt; destination-addressdestination-port, event-type</i>
<b>Description</b>	The stateful firewall received an Internet Control Message Protocol (ICMP) error message from a server running at the indicated destination address and User Datagram Protocol (UDP) port. The error packet contained the indicated information about its protocol (numerical identifier and name), source (logical interface name, IP address, and port number), and destination (IP address and port number).
<b>Type</b>	Event: This message reports an event, not an error
<b>Severity</b>	notice

**ASP\_SFW\_VERY\_BAD\_PACKET**

---

<b>System Log Message</b>	<i>syslog-prefix error-code: proto protocol-id (protocol-name), source-interface-nameseparatorsource-address:source-port - &gt; destination-addressdestination-port, event-type</i>
<b>Description</b>	The stateful firewall discarded the packet with the indicated characteristics, because the packet was malformed. The discarded packet contained the indicated information about its protocol (numerical identifier and name), source (logical interface name, IP address, and port number), and destination (IP address and port number).
<b>Type</b>	Event: This message reports an event, not an error
<b>Severity</b>	critical

**ASP\_SVC\_SET\_MAX\_FLOWS\_EXCEEDED**

---

<b>System Log Message</b>	Number of flows (currently <i>current-flows</i> ) exceeded configured limit ( <i>maximum-value</i> ) <i>count</i> times in previous 60 seconds
<b>Description</b>	A flow was not created for a service and service set, because the current number of flows for all supported services exceeded the limit configured with the 'max-flows' statement at the [edit services service-set <service-set-name>] hierarchy level. The

message appears once per minute and reports the number of times in the previous 60 seconds that the system noted the excessive number of flows.

**Type** Event: This message reports an event, not an error  
**Severity** notice



## Chapter 8

# AUDITD System Log Messages

This chapter describes messages with the AUDITD prefix. They are generated by the audit process (auditd), which notifies the RADIUS accounting server of user activity on the routing platform, such as login, logout, and execution of command-line interface (CLI) commands.

### AUDITD\_RADIUS\_AV\_ERROR

---

<b>System Log Message</b>	Unable to create <i>type</i> record: <i>error-message</i>
<b>Description</b>	The audit process (auditd) experienced the indicated error when building RADIUS attribute-value (AV) pairs for the indicated type of accounting request, which can be a login or logout event, or a command issued in the CLI.
<b>Type</b>	Error: An error occurred
<b>Severity</b>	error

### AUDITD\_RADIUS\_OPEN\_FAILED

---

<b>System Log Message</b>	<i>function-name</i> : unable to create RADIUS object handle ( <i>error-message</i> )
<b>Description</b>	The audit process (auditd) could not create a RADIUS object handle, which it uses for various RADIUS operations.
<b>Type</b>	Error: An error occurred
<b>Severity</b>	emergency

### AUDITD\_RADIUS\_REQ\_CREATE\_FAILED

---

<b>System Log Message</b>	Unable to create RADIUS request: <i>error-message</i>
<b>Description</b>	The audit process (auditd) could not create a RADIUS accounting request for the indicated reason.
<b>Type</b>	Error: An error occurred
<b>Severity</b>	error

### AUDITD\_RADIUS\_REQ\_DROPPED

---

<b>System Log Message</b>	Discarded Accounting-Request message; no RADIUS server responded
---------------------------	--

<b>Description</b>	The audit process (auditd) gathers information about system accounting events from other system processes and sends the information to RADIUS servers in an Accounting-Request message. The process repeatedly sent a message to all configured RADIUS servers without receiving a response, so it discarded the message.
<b>Type</b>	Error: An error occurred
<b>Severity</b>	error
<b>Cause</b>	The RADIUS accounting servers are not correctly configured or are unreachable, or the server applications are not responding.

### AUDITD\_RADIUS\_REQ\_SEND\_ERROR

---

<b>System Log Message</b>	<i>function-name: error-message</i>
<b>Description</b>	The audit process (auditd) experienced the indicated error when it requested accounting information from a RADIUS server.
<b>Type</b>	Error: An error occurred
<b>Severity</b>	error
<b>Cause</b>	An internal software failure occurred.
<b>Action</b>	Contact your technical support representative.

### AUDITD\_RADIUS\_REQ\_TIMED\_OUT

---

<b>System Log Message</b>	Retransmitted request to RADIUS server <i>radius-server</i>
<b>Description</b>	The audit process (auditd) gathers information about system accounting events from other system processes and sends the information to RADIUS servers in an Accounting-Request message. After failing to receive a response from the indicated server, auditd waited for a timeout period and resent the message.
<b>Type</b>	Error: An error occurred
<b>Severity</b>	error
<b>Cause</b>	The RADIUS server is not responding. Possible reasons include (a) the server machine is down, too busy, or unreachable (b) the server application is down or too busy (c) the shared RADIUS secret sent by auditd does not match the secret on the server.

### AUDITD\_RADIUS\_SERVER\_ADD\_ERROR

---

<b>System Log Message</b>	Unable to add RADIUS server <i>radius-server: error-message</i>
<b>Description</b>	The audit process (auditd) read the RADIUS accounting server configuration, but could not add the indicated server to the internal structure used to track servers.
<b>Type</b>	Error: An error occurred
<b>Severity</b>	error



## AUDITD\_SOCKET\_FAILURE

---

<b>System Log Message</b>	<i>function-name: unable to operation socket (error-message)</i>
<b>Description</b>	The audit process (auditd) listens on a Transmission Control Protocol (TCP) socket for system accounting events reported by other processes on the routing platform. The indicated socket operation failed with the indicated error.
<b>Type</b>	Error: An error occurred
<b>Severity</b>	emergency
<b>Cause</b>	An internal software failure occurred.
<b>Action</b>	Contact your technical support representative.



## Chapter 9

# AUTHD System Log Messages

This chapter describes messages with the AUTOCONFD prefix. They are generated by the auto-configuration process (autoconfd).

### AUTOCONFD\_AUTHENTICATE\_LICENSE

---

<b>System Log Message</b>	Authentication failed due to license error. Total license failures <i>count</i>
<b>Description</b>	The auto-configuration process (autoconfd) failed to authenticate the clients because there were no licenses or an insufficient number of licenses. The indicated number of license failures occurred and the clients were denied access and configuration.
<b>Type</b>	Error: An error occurred
<b>Severity</b>	alert
<b>Action</b>	Add or update the license for authentication



## Chapter 10

# AUTOCONFD System Log Messages

This chapter describes messages with the AUTOCONFD prefix. They are generated by the auto-configuration process (autoconfd).

### AUTOCONFD\_AUTHENTICATE\_LICENSE

---

<b>System Log Message</b>	Authentication failed due to license error. Total license failures <i>count</i>
<b>Description</b>	The auto-configuration process (autoconfd) failed to authenticate the clients because there were no licenses or an insufficient number of licenses. The indicated number of license failures occurred and the clients were denied access and configuration.
<b>Type</b>	Error: An error occurred
<b>Severity</b>	alert
<b>Action</b>	Add or update the license for authentication



## Chapter 11

# AUTOD System Log Messages

This chapter describes messages with the AUTOD prefix. They are generated by the autoinstallation process (autod), which controls the initialization of J Series Services Routers.

### AUTOD\_BIND\_FAILURE

---

<b>System Log Message</b>	Unable to bind address to socket: <i>error-message</i>
<b>Description</b>	The autoinstallation process (autod) received the indicated error when it tried to bind a socket to an address.
<b>Type</b>	Error: An error occurred
<b>Severity</b>	error
<b>Action</b>	Contact your technical support representative.

### AUTOD\_HOSTNAME\_EXPANSION\_FAILURE

---

<b>System Log Message</b>	Unable to expand compressed DNS domain name: <i>error-message</i>
<b>Description</b>	The autoinstallation process (autod) received the indicated error when it tried to expand a compressed Domain Name System (DNS) domain name.
<b>Type</b>	Error: An error occurred
<b>Severity</b>	error
<b>Action</b>	Contact your technical support representative.

### AUTOD\_RECV\_FAILURE

---

<b>System Log Message</b>	Unable to receive on socket: <i>error-message</i>
<b>Description</b>	The autoinstallation process (autod) received the indicated error when it tried to receive data on a socket.
<b>Type</b>	Error: An error occurred
<b>Severity</b>	error
<b>Action</b>	Contact your technical support representative.

## AUTOD\_RES\_MKQUERY\_FAILURE

---

<b>System Log Message</b>	DNS query failed: <i>error-message</i>
<b>Description</b>	The autoinstallation process (autod) received the indicated error when it made a Domain Name System (DNS) query.
<b>Type</b>	Error: An error occurred
<b>Severity</b>	error
<b>Action</b>	Contact your technical support representative.

## AUTOD\_SEND\_FAILURE

---

<b>System Log Message</b>	Unable to send on socket: <i>error-message</i>
<b>Description</b>	The autoinstallation process (autod) received the indicated error when it tried to send data on a socket.
<b>Type</b>	Error: An error occurred
<b>Severity</b>	error
<b>Action</b>	Contact your technical support representative.

## AUTOD\_SOCKET\_CREATE\_FAILURE

---

<b>System Log Message</b>	Unable to create socket: <i>error-message</i>
<b>Description</b>	The autoinstallation process (autod) received the indicated error when it tried to create a socket.
<b>Type</b>	Error: An error occurred
<b>Severity</b>	error
<b>Action</b>	Contact your technical support representative.



## Chapter 12

# AV System Log Messages

This chapter describes messages with the AV prefix. They are generated by the antivirus scanning process (avd).

### AV\_HUGE\_FILE\_DROPPED

---

<b>System Log Message</b>	AntiVirus: Content from <i>source-address:source-port</i> to <i>destination-address:destination-port filename</i> was dropped because maximum content size was exceeded.
<b>Description</b>	The antivirus scanner dropped the received traffic without scanning because the file size exceeded the maximum content limit.
<b>Type</b>	Event: This message reports an event, not an error
<b>Severity</b>	warning

### AV\_HUGE\_FILE\_DROPPED\_MT

---

<b>System Log Message</b>	AntiVirus: Content from <i>source-address:source-port</i> to <i>destination-address:destination-port filename</i> was dropped because maximum content size was exceeded.
<b>Description</b>	The antivirus scanner dropped the received traffic without scanning because the file size exceeds the maximum content limit; see product Release Notes for the maximum content size supported on a device
<b>Type</b>	Event: This message reports an event, not an error
<b>Severity</b>	warning

### AV\_HUGE\_FILE\_NOT\_SCANNED

---

<b>System Log Message</b>	AntiVirus: Content from <i>source-address:source-port</i> to <i>destination-address:destination-port filename</i> was not scanned because maximum content size was exceeded.
<b>Description</b>	The antivirus scanner passed the received traffic without scanning because the file size exceeded the maximum content limit.
<b>Type</b>	Event: This message reports an event, not an error
<b>Severity</b>	warning

**AV\_HUGE\_FILE\_NOT\_SCANNED\_MT**

---

<b>System Log Message</b>	AntiVirus: Content from <i>source-address:source-port</i> to <i>destination-address:destination-port filename</i> was not scanned because maximum content size was exceeded.
<b>Description</b>	The antivirus scanner passed the received traffic without scanning because the file size exceeds the maximum content limit; see product Release Notes for the maximum content size supported on a device
<b>Type</b>	Event: This message reports an event, not an error
<b>Severity</b>	warning

**AV\_MANY\_MSGS\_DROPPED**

---

<b>System Log Message</b>	AntiVirus: Content from <i>source-address:source-port</i> to <i>destination-address:destination-port filename</i> dropped because the maximum number of concurrent messages was exceeded.
<b>Description</b>	The antivirus scanner dropped the received traffic because the maximum number of concurrent messages to scan was exceeded.
<b>Type</b>	Event: This message reports an event, not an error
<b>Severity</b>	warning

**AV\_MANY\_MSGS\_DROPPED\_MT**

---

<b>System Log Message</b>	AntiVirus: Content from <i>source-address:source-port</i> to <i>destination-address:destination-port filename</i> dropped because the maximum number of concurrent messages exceeded.
<b>Description</b>	The antivirus scanner dropped the received traffic because the maximum number of concurrent messages to scan is exceeded
<b>Type</b>	Event: This message reports an event, not an error
<b>Severity</b>	warning

**AV\_MANY\_MSGS\_NOT\_SCANNED**

---

<b>System Log Message</b>	AntiVirus: Content from <i>source-address:source-port</i> to <i>destination-address:destination-port filename</i> was not scanned because the maximum number of concurrent messages was exceeded.
<b>Description</b>	The antivirus scanner passed the received traffic without scanning because the maximum number of concurrent messages to scan was exceeded.
<b>Type</b>	Event: This message reports an event, not an error
<b>Severity</b>	warning

## AV\_MANY\_MSGS\_NOT\_SCANNED\_MT

---

<b>System Log Message</b>	AntiVirus: Content from <i>source-address:source-port</i> to <i>destination-address:destination-port filename</i> was not scanned because the maximum number of concurrent messages are exceeded.
<b>Description</b>	The antivirus scanner passed the received traffic without scanning because the maximum number of concurrent messages to scan is exceeded
<b>Type</b>	Event: This message reports an event, not an error
<b>Severity</b>	warning

## AV\_PATTERN\_GET\_FAILED

---

<b>System Log Message</b>	AntiVirus: cannot retrieve pattern <i>error-message</i> file due to <i>error-code (status-code)</i> .
<b>Description</b>	The device was unable to access or retrieve an antivirus pattern file from a server, identified by IP address and port number, through HTTP. The error code provides information you need to get help from Juniper Networks technical support
<b>Type</b>	Event: This message reports an event, not an error
<b>Severity</b>	notice
<b>Cause</b>	Unable to retrieve an antivirus pattern file from the server
<b>Action</b>	Contact Juniper Networks technical support

## AV\_PATTERN\_KEY\_EXPIRED

---

<b>System Log Message</b>	AntiVirus: Attempt to <i>time</i> failed due to <i>date</i> , please renew to receive updates.
<b>Description</b>	The internal antivirus scanner was unsuccessful in downloading the antivirus pattern file, because the AV license key has been expired
<b>Type</b>	Event: This message reports an event, not an error
<b>Severity</b>	notice
<b>Cause</b>	Download the antivirus pattern file while antivirus license key has been expired
<b>Action</b>	Renew the antivirus license key

## AV\_PATTERN\_KL\_CHECK\_FAILED

---

<b>System Log Message</b>	AntiVirus: db file signature mismatch: <i>error-message</i> .
<b>Description</b>	The device is unable to use Kaspersky's pattern file. The error message provides information you need to give Juniper Networks technical support
<b>Type</b>	Event: This message reports an event, not an error
<b>Severity</b>	critical
<b>Cause</b>	The device is unable to use Kaspersky's pattern file

**Action** Contact Juniper Networks technical support

## AV\_PATTERN\_TOO\_BIG

---

**System Log Message** AntiVirus: The pattern file specified in server is too large(*file-size* bytes)

**Description** The pattern file size specified in the server initialization file (server.ini) exceeds the maximum prescribed limit

**Type** Event: This message reports an event, not an error

**Severity** alert

**Cause** The pattern file size specified in the server initialization file exceeds the limit

**Action** Contact Juniper Networks technical support

## AV\_PATTERN\_UPDATED

---

**System Log Message** AntiVirus: Pattern file updated. Version: *version*; size: *file-size* bytes

**Description** The internal antivirus scanner successfully updated the pattern file and may have changed the size of the file in the process

**Type** Event: This message reports an event, not an error

**Severity** notice

**Cause** The internal antivirus scanner successfully updated the antivirus pattern file

**Action** No recommended action

## AV\_PATTERN\_WRITE\_FS\_FAILED

---

**System Log Message** AntiVirus: db file save failed: *error-code*

**Description** The device is unable to save contents of an antivirus pattern file to the file system

**Type** Event: This message reports an event, not an error

**Severity** critical

**Cause** The device is unable to save contents of an antivirus pattern file to the file system

**Action** Contact Juniper Networks technical support

## AV\_SCANNER\_DROP\_FILE

---

**System Log Message** AntiVirus: Content from *source-address:source-port* to *destination-address:destination-port filename* was dropped because scan-engine error or constraint with code *error-code* for *error-message*.

**Description** The antivirus scanner dropped the received traffic because of an internal error.

**Type** Event: This message reports an event, not an error

**Severity** warning

### AV\_SCANNER\_DROP\_FILE\_MT

---

**System Log Message** AntiVirus: Content from *source-address:source-port* to *destination-address:destination-port filename* was dropped because scan-engine error or constraint with code *error-code* for *error-message*.

**Description** The antivirus scanner dropped the received traffic because of an internal error

**Type** Event: This message reports an event, not an error

**Severity** warning

### AV\_SCANNER\_ERROR\_SKIPPED

---

**System Log Message** AntiVirus: Content from *source-address:source-port* to *destination-address:destination-port filename* was not scanned because scan-engine error or constraint with code *error-code* for *error-message*.

**Description** The antivirus scanner passed the received traffic because of an internal error.

**Type** Event: This message reports an event, not an error

**Severity** warning

### AV\_SCANNER\_ERROR\_SKIPPED\_MT

---

**System Log Message** AntiVirus: Content from *source-address:source-port* to *destination-address:destination-port filename* was not scanned because scan-engine error or constraint with code *error-code* for *error-message*.

**Description** The antivirus scanner passed the received traffic because of an internal error

**Type** Event: This message reports an event, not an error

**Severity** warning

### AV\_SCANNER\_READY

---

**System Log Message** AntiVirus:The scan engine is ready.

**Description** The antivirus scan engine is ready to scan the traffic

**Type** Event: This message reports an event, not an error

**Severity** notice

**Cause** The antivirus scan engine is ready

**Action** No recommended action

### AV\_VIRUS\_DETECTED

---

**System Log Message** AntiVirus: Virus detected: from *source-address:source-port* to *destination-address:destination-port filename* file *temporary-filename* virus *name*

**Description** The antivirus scanner detected a virus. See the log file to see the source and destination port and IP along with contaminated file and virus name.

**Type** Event: This message reports an event, not an error

**Severity** warning

## AV\_VIRUS\_DETECTED\_MT

---

**System Log Message** AntiVirus: Virus detected: from *source-address:source-port* to *destination-address:destination-port filename* file *temporary-filename* virus *name*

**Description** The antivirus scanner has detected a virus; the log will show source and destination port and IP along with contaminated file and the virus name

**Type** Event: This message reports an event, not an error

**Severity** warning

## Chapter 13

# BFDD System Log Messages

This chapter describes messages with the BFDD prefix. They are generated by the Bidirectional Forwarding Detection protocol process (bfdd), which detects failures in the bidirectional path between two routing platforms.

### BFDD\_MIRROR\_ERROR

---

<b>System Log Message</b>	Unable to establish BFD mirror connection between Routing Engines: <i>error-message</i>
<b>Description</b>	The Bidirectional Forwarding Detection process (bfdd) could not establish the mirror connection (which supports nonstop routing) between the master and backup Routing Engines.
<b>Type</b>	Error: An error occurred
<b>Severity</b>	warning
<b>Cause</b>	The master and backup Routing Engines are running incompatible versions of the JUNOS Software.
<b>Action</b>	Update the JUNOS Software to compatible versions on the master and backup Routing Engines.

### BFDD\_MIRROR\_VERSION\_MISMATCH

---

<b>System Log Message</b>	Versions of BFD mirror software on Routing Engines are incompatible: <i>error-message</i>
<b>Description</b>	While trying to establish the mirror connection (which supports nonstop routing) between the master and backup Routing Engines, the Bidirectional Forwarding Detection process (bfdd) determined that the versions of JUNOS Software on the Routing Engines were incompatible.
<b>Type</b>	Error: An error occurred
<b>Severity</b>	warning
<b>Action</b>	Update the JUNOS Software to compatible versions on the master and backup Routing Engines.

### BFDD\_READ\_ERROR

---

<b>System Log Message</b>	Read error on <i>pipe-type</i> pipe: <i>reason (error-message)</i>
---------------------------	--

<b>Description</b>	The Bidirectional Forwarding Detection process (bfd) could not read the message available on the indicated type of pipe.
<b>Type</b>	Error: An error occurred
<b>Severity</b>	info
<b>Action</b>	Contact your technical support representative.

## BFDD\_TRAP\_STATE\_DOWN

---

<b>System Log Message</b>	local discriminator: <i>session-id</i> , new state: <i>state</i>
<b>Description</b>	The state changed to 'down' or 'admin down' for the indicated Bidirectional Forwarding Detection process (bfd) session.
<b>Type</b>	Event: This message reports an event, not an error
<b>Severity</b>	warning

## BFDD\_TRAP\_STATE\_UP

---

<b>System Log Message</b>	local discriminator: <i>session-id</i> , new state: <i>state</i>
<b>Description</b>	The state changed to 'up' for the indicated Bidirectional Forwarding Detection process (bfd) session.
<b>Type</b>	Event: This message reports an event, not an error
<b>Severity</b>	info

## BFDD\_WRITE\_ERROR

---

<b>System Log Message</b>	<i>function-name</i> : write error on <i>pipe-type</i> pipe ( <i>error-message</i> )
<b>Description</b>	The Bidirectional Forwarding Detection process (bfd) could not write a message to the indicated type of pipe.
<b>Type</b>	Error: An error occurred
<b>Severity</b>	error
<b>Action</b>	Contact your technical support representative.



## Chapter 14

# BOOTPD System Log Messages

This chapter describes messages with the **BOOTPD** prefix. They are generated by the boot parameter process (tnp.bootpd), which provides the appropriate boot string to hardware components as they initialize.

### BOOTPD\_ARG\_ERR

---

<b>System Log Message</b>	Ignoring unknown option <i>-option</i>
<b>Description</b>	The indicated option was provided on the 'tnp.bootpd' command line and is invalid. The boot parameter process (tnp.bootpd) initialized but ignored the invalid option.
<b>Type</b>	Error: An error occurred
<b>Severity</b>	warning
<b>Action</b>	Remove the invalid option from the 'tnp.bootpd' command line.

### BOOTPD\_BAD\_ID

---

<b>System Log Message</b>	Unexpected ID 0x <i>assembly-id</i>
<b>Description</b>	As each hardware component on the routing platform initializes, it requests a boot string from the boot parameter process (tnp.bootpd). The boot strings are defined in the configuration file tnp.bootpd. A request failed because it included the indicated assembly ID, for which there is no definition in the file.
<b>Type</b>	Event: This message reports an event, not an error
<b>Severity</b>	notice

### BOOTPD\_BOOTSTRING

---

<b>System Log Message</b>	Boot string: <i>boot-string</i>
<b>Description</b>	As each hardware component on the routing platform initializes, it requests a boot string from the boot parameter process (tnp.bootpd). tnp.bootpd responded with the indicated boot string.
<b>Type</b>	Event: This message reports an event, not an error
<b>Severity</b>	info

**BOOTPD\_CONFIG\_ERR**


---

<b>System Log Message</b>	Problems with configuration file ' <i>filename</i> ', using defaults
<b>Description</b>	The boot parameter process (tnp.bootpd) could not read the indicated configuration file, so it initialized using default settings defined at compile time.
<b>Type</b>	Error: An error occurred
<b>Severity</b>	error
<b>Action</b>	Correct the configuration file.

**BOOTPD\_CONF\_OPEN**


---

<b>System Log Message</b>	Unable to open configuration file ' <i>filename</i> '
<b>Description</b>	The boot parameter process (tnp.bootpd) could not open the indicated configuration file, so it initialized using default settings defined at compile time.
<b>Type</b>	Event: This message reports an event, not an error
<b>Severity</b>	notice
<b>Action</b>	Contact your technical support representative.

**BOOTPD\_DUP\_PIC\_SLOT**


---

<b>System Log Message</b>	Duplicate default value defined for PIC <i>pic-slot</i> in FPC <i>fpc-slot</i>
<b>Description</b>	As each hardware component on the routing platform initializes, it requests a boot string from the boot parameter process (tnp.bootpd). The boot strings are defined in the configuration file for tnp.bootpd. There was more than one definition in the file for the indicated Physical Interface Card (PIC) slot in the indicated Flexible PIC Concentrator (FPC), so tnp.bootpd used the first definition it found.
<b>Type</b>	Event: This message reports an event, not an error
<b>Severity</b>	notice
<b>Action</b>	Remove the extra definitions from the configuration file.

**BOOTPD\_DUP\_REV**


---

<b>System Log Message</b>	Duplicate revision: <i>major-version.minor-version</i>
<b>Description</b>	As each hardware component on the routing platform initializes, it requests a boot string from the boot parameter process (tnp.bootpd). The boot strings are defined in the configuration file for tnp.bootpd. There was more than one definition in the file for the indicated revision of a component, so tnp.bootpd used the first definition it found.
<b>Type</b>	Event: This message reports an event, not an error
<b>Severity</b>	notice

**Action** Remove the extra definitions from the configuration file.

## BOOTPD\_DUP\_SLOT

---

<b>System Log Message</b>	Duplicate slot default: <i>slot</i>
<b>Description</b>	As each hardware component on the routing platform initializes, it requests a boot string from the boot parameter process (tnp.bootpd). The boot strings are defined in the configuration file for tnp.bootpd. There was more than one definition in the file for the indicated slot (combination of component assembly ID and revision), so tnp.bootpd used the first definition it found.
<b>Type</b>	Event: This message reports an event, not an error
<b>Severity</b>	notice
<b>Action</b>	Remove the extra definitions from the configuration file.

## BOOTPD\_HWDB\_ERROR

---

<b>System Log Message</b>	Operation in chassis hardware database failed: <i>error-message</i>
<b>Description</b>	The boot parameter process (tnp.bootpd) could not complete an operation in the hardware database maintained by the chassis process (chassisd), for the indicated reason.
<b>Type</b>	Error: An error occurred
<b>Severity</b>	error

## BOOTPD\_MODEL\_CHK

---

<b>System Log Message</b>	Unexpected ID 0 <i>xidentifier</i> for model <i>model</i>
<b>Description</b>	As each hardware component on the routing platform initializes, it requests a boot string from the boot parameter process (tnp.bootpd). A request failed because it included the indicated assembly ID, which is inconsistent with the routing platform's model number.
<b>Type</b>	Error: An error occurred
<b>Severity</b>	warning
<b>Action</b>	Contact your technical support representative.

## BOOTPD\_MODEL\_ERR

---

<b>System Log Message</b>	Unsupported model <i>model</i> , assuming M40 defaults
<b>Description</b>	As each hardware component on the routing platform initializes, it requests a boot string from the boot parameter process (tnp.bootpd). The boot strings are defined in the configuration file for tnp.bootpd. A request included a model number for which there was no definition in the configuration file, so tnp.bootpd provided the boot string appropriate for an M40 router.
<b>Type</b>	Error: An error occurred

<b>Severity</b>	warning
<b>Action</b>	Contact your technical support representative.

## BOOTPD\_NEW\_CONF

---

<b>System Log Message</b>	New configuration installed
<b>Description</b>	The boot parameter process (tnp.bootpd) loaded a new configuration file.
<b>Type</b>	Event: This message reports an event, not an error
<b>Severity</b>	info

## BOOTPD\_NO\_BOOTSTRING

---

<b>System Log Message</b>	No boot string found for type <i>board-type major-version.minor-version command-type</i>
<b>Description</b>	As each hardware component on the routing platform initializes, it requests a boot string from the boot parameter process (tnp.bootpd). The boot strings are defined in the configuration file for tnp.bootpd. The file did not include a boot string for the hardware component with the indicated characteristics.
<b>Type</b>	Error: An error occurred
<b>Severity</b>	warning
<b>Action</b>	Contact your technical support representative.

## BOOTPD\_NO\_CONFIG

---

<b>System Log Message</b>	No configuration file ' <i>filename</i> ', using defaults
<b>Description</b>	The boot parameter process (tnp.bootpd) could not open the indicated configuration file, so it initialized using default settings defined at compile time.
<b>Type</b>	Event: This message reports an event, not an error
<b>Severity</b>	notice

## BOOTPD\_PARSE\_ERR

---

<b>System Log Message</b>	<i>filename: return-value</i> parse errors on SIGHUP
<b>Description</b>	There was an error in the configuration file for the boot parameter process (tnp.bootpd), so it initialized using default settings defined at compile time.
<b>Type</b>	Error: An error occurred
<b>Severity</b>	error
<b>Action</b>	Correct the configuration file.

## BOOTPD\_REPARSE

---

<b>System Log Message</b>	Reparsing configuration file ' <i>filename</i> '
---------------------------	--

<b>Description</b>	The boot parameter process (tnp.bootpd) reparsed the indicated configuration file.
<b>Type</b>	Event: This message reports an event, not an error
<b>Severity</b>	info

## BOOTPD\_SELECT\_ERR

---

<b>System Log Message</b>	select: <i>error-message</i>
<b>Description</b>	The boot parameter process (tnp.bootpd) issued the select() system call, which returned the indicated error message.
<b>Type</b>	Error: An error occurred
<b>Severity</b>	warning
<b>Action</b>	Contact your technical support representative.

## BOOTPD\_TIMEOUT

---

<b>System Log Message</b>	Timeout <i>duration</i> unreasonable
<b>Description</b>	The indicated timeout value was specified for the -t argument on the 'tnp.bootpd' command line, or no value was provided. The value was not acceptable, so the boot parameter process (tnp.bootpd) initialized using the default value of 30 seconds.
<b>Type</b>	Error: An error occurred
<b>Severity</b>	warning
<b>Action</b>	Provide an acceptable value for the -t argument; acceptable values are '1' (second) and larger.



## Chapter 15

# CFMD System Log Messages

This chapter describes messages with the CFMD prefix. They are generated by the connectivity-fault management (CFM) process (cfmd), which supports Operation, Administration, and Maintenance (OAM) functions that are defined in the Institute of Electrical and Electronics Engineers (IEEE) 802.1ag standard for Ethernet interfaces.

### CFMD\_CCM\_DEFECT\_CROSS\_CONNECT

---

<b>System Log Message</b>	CFM defect: <i>error-message</i>
<b>Description</b>	A connectivity-fault management (CFM) maintenance endpoint (MEP) received a continuity check message (CCM) that had an incorrect maintenance association (MA) ID or a maintenance domain (MD) level lower than that of the MEP, each of which indicates a cross-connect error.
<b>Type</b>	Event: This message reports an event, not an error
<b>Severity</b>	error
<b>Cause</b>	The configuration is invalid.
<b>Action</b>	Check whether the configured MD name, format, and level, or the MA name or format, is different from the remote endpoint.

### CFMD\_CCM\_DEFECT\_ERROR

---

<b>System Log Message</b>	CFM defect: <i>error-message</i>
<b>Description</b>	A connectivity-fault management (CFM) maintenance endpoint (MEP) received a continuity check message (CCM) with an incorrect transmission interval or MEP ID, which indicates a configuration error.
<b>Type</b>	Event: This message reports an event, not an error
<b>Severity</b>	error
<b>Cause</b>	The configuration is invalid.
<b>Action</b>	Verify that the configured continuity-check transmission interval does not differ from the remote endpoint, and that the configured MEP ID is valid.

### CFMD\_CCM\_DEFECT\_MAC\_STATUS

---

<b>System Log Message</b>	CFM defect: <i>error-message</i>
---------------------------	----------------------------------

<b>Description</b>	A connectivity-fault management (CFM) maintenance endpoint (MEP) received a continuity check message (CCM) that contained a 'Port Status' or 'Interface Status' type, length, value (TLV), which indicate a failed bridge port or aggregated port.
<b>Type</b>	Event: This message reports an event, not an error
<b>Severity</b>	error

### CFMD\_CCM\_DEFECT\_NONE

---

<b>System Log Message</b>	CFM defect: <i>error-message</i>
<b>Description</b>	No defect was detected.
<b>Type</b>	Event: This message reports an event, not an error
<b>Severity</b>	error

### CFMD\_CCM\_DEFECT\_RDI

---

<b>System Log Message</b>	CFM defect: <i>error-message</i>
<b>Description</b>	A connectivity-fault management (CFM) maintenance endpoint (MEP) received a continuity check message (CCM) that had the 'Remote Defect Indication' (RDI) bit set, which indicates that not all configured MEPs are returning CCMs to the transmitting MEP.
<b>Type</b>	Event: This message reports an event, not an error
<b>Severity</b>	error

### CFMD\_CCM\_DEFECT\_RMEP

---

<b>System Log Message</b>	CFM defect: <i>error-message</i>
<b>Description</b>	A connectivity-fault management (CFM) maintenance endpoint (MEP) did not receive three consecutive continuity check message (CCM)s from one of the other MEPs in its maintenance association (MA), which indicates a MEP failure or network failure.
<b>Type</b>	Event: This message reports an event, not an error
<b>Severity</b>	error

### CFMD\_CCM\_DEFECT\_UNKNOWN

---

<b>System Log Message</b>	CFM defect: <i>error-message</i>
<b>Description</b>	An unknown defect was detected.
<b>Type</b>	Event: This message reports an event, not an error
<b>Severity</b>	error



## Chapter 16

# CHASSISD System Log Messages

This chapter describes messages with the CHASSISD prefix. They are generated by the chassis process (chassisd), which controls hardware components on the routing platform.

### CHASSISD\_ANTICF\_PIM\_CHECK\_FAILED

---

<b>System Log Message</b>	PIM <i>pim-slot</i> failed anti-counterfeit check
<b>Description</b>	The indicated Physical Interface Module (PIM) failed the anti-counterfeit check performed by the chassis process (chassisd).
<b>Type</b>	Error: An error occurred
<b>Severity</b>	error

### CHASSISD\_ANTICF\_RE\_CHECK\_FAILED

---

<b>System Log Message</b>	Routing Engine failed anti-counterfeit check
<b>Description</b>	The Routing Engine failed the anti-counterfeit check performed by the chassis process (chassisd).
<b>Type</b>	Error: An error occurred
<b>Severity</b>	error

### CHASSISD\_ANTICF\_RE\_ROM\_READ\_FAIL

---

<b>System Log Message</b>	Unable to read serial number from anti-counterfeit device for Routing Engine
<b>Description</b>	The chassis process (chassisd) could not read the serial number recorded in the ROM of the anti-counterfeit device for the Routing Engine.
<b>Type</b>	Error: An error occurred
<b>Severity</b>	error
<b>Action</b>	Contact your technical support representative.

### CHASSISD\_ANTICF\_RE\_SHA\_READ\_FAIL

---

<b>System Log Message</b>	Unable to read SHA output from anti-counterfeit device for Routing Engine
---------------------------	---

**Description** The chassis process (chassisd) could not read Secure Hash Algorithm (SHA) information from the anti-counterfeit device for the Routing Engine.

**Type** Error: An error occurred

**Severity** error

**Action** Contact your technical support representative.

## CHASSISD\_ANTICF\_ROM\_READ\_FAILED

---

**System Log Message** Unable to read serial number from anti-counterfeit device for PIM *pim-slot*

**Description** The chassis process (chassisd) could not read the serial number recorded in the ROM of the anti-counterfeit device for the indicated Physical Interface Module.

**Type** Error: An error occurred

**Severity** error

**Action** Contact your technical support representative.

## CHASSISD\_ANTICF\_SHA\_READ\_FAILED

---

**System Log Message** Unable to read SHA output from anti-counterfeit device for PIM *pim-slot*

**Description** The chassis process (chassisd) could not read Secure Hash Algorithm (SHA) information from the anti-counterfeit device for the indicated Physical Interface Module (PIM).

**Type** Error: An error occurred

**Severity** error

**Action** Contact your technical support representative.

## CHASSISD\_ARGUMENT\_ERROR

---

**System Log Message** Unknown option *option*

**Description** The indicated option, provided on the 'chassisd' command line, is invalid. The chassis process (chassisd) initialized but ignored the invalid option.

**Type** Error: An error occurred

**Severity** error

**Action** Contact your technical support representative.

## CHASSISD\_BLOWERS\_SPEED

---

**System Log Message** Fans and impellers are now running at normal speed

**Description** The fans (and impellers, if applicable) were running at the normal speed.

**Type** Event: This message reports an event, not an error

**Severity** notice

## CHASSISD\_BLOWERS\_SPEED\_FULL

---

**System Log Message** Fans and impellers being set to full speed [*reason*]

**Description** For the indicated reason, the chassis process (chassisd) increased the speed of fans (and impellers, if applicable) to the maximum.

**Type** Event: This message reports an event, not an error

**Severity** notice

## CHASSISD\_BLOWERS\_SPEED\_MEDIUM

---

**System Log Message** Fans and impellers being set to intermediate speed

**Description** The chassis process (chassisd) increased the speed of fans (and impellers, if applicable) to the intermediate level because of a temperature increase in the chassis.

**Type** Event: This message reports an event, not an error

**Severity** notice

## CHASSISD\_BUS\_DEVICE\_OPEN\_FAILURE

---

**System Log Message** Unable to open '*bus-type*' bus device, error *error-message (error-code)*

**Description** The chassis process (chassisd) could not open the indicated bus device for the indicated reason.

**Type** Error: An error occurred

**Severity** error

**Action** Contact your technical support representative.

## CHASSISD\_CB\_CLOCK\_CHECKSUM

---

**System Log Message** Clock module on M120 CB had configuration data checksum error

**Description** The chassis process (chassisd) detected a checksum error for the clock module on an M120 Control Board (CB).

**Type** Error: An error occurred

**Severity** error

## CHASSISD\_CB\_MASTER\_BP\_IGNORED

---

**System Log Message** Press of online/offline button ignored for master *fru-name fru-slot*

**Description** The online/offline button for the indicated control board was pressed, but the chassis process (chassisd) ignored the request. The control board for M40e and M160 routers is the Miscellaneous Control Subsystem (MCS). The control board for M320, T320, and T640 routing platforms is the Control Board (CB).

<b>Type</b>	Event: This message reports an event, not an error
<b>Severity</b>	error
<b>Cause</b>	The control board was acting as master.
<b>Action</b>	Switch mastership to the other control board before taking the control board offline.

## CHASSISD\_CB\_READ

---

<b>System Log Message</b>	Error reading midplane ID EEPROM, errno <i>error-code</i>
<b>Description</b>	The chassis process (chassisd) could not read the EEPROM on the midplane.
<b>Type</b>	Error: An error occurred
<b>Severity</b>	error
<b>Action</b>	Contact your technical support representative.

## CHASSISD\_CB\_RE\_ONLINE\_BP\_IGNORED

---

<b>System Log Message</b>	Unable to take <i>fru-name fru-slot</i> offline because paired Routing Engine is online
<b>Description</b>	The online/offline button for the indicated control board was pressed, but the chassis process (chassisd) ignored the request. The control board for M40e and M160 routers is the Miscellaneous Control Subsystem (MCS). The control board for M320, T320, and T640 routing platforms is the Control Board (CB).
<b>Type</b>	Event: This message reports an event, not an error
<b>Severity</b>	error
<b>Cause</b>	The Routing Engine paired with the indicated control board is still online.
<b>Action</b>	Take the Routing Engine offline before taking the control board offline.

## CHASSISD\_CFEB\_POWER\_FAILURE

---

<b>System Log Message</b>	<i>function-name</i> : unable to turn <i>state</i> power for CFEB <i>cfeb-slot</i>
<b>Description</b>	The chassis process (chassisd) could not turn on or turn off the power to the indicated Compact Forwarding Engine Board (CFEB).
<b>Type</b>	Error: An error occurred
<b>Severity</b>	error
<b>Action</b>	Contact your technical support representative.

## CHASSISD\_CLEAR\_CONFIG\_ERROR

---

<b>System Log Message</b>	<i>function-name</i> : <i>status</i>
<b>Description</b>	The chassis process (chassisd) encountered an error while trying to clear the state information associated with a copy of the management process (mgd) that it spawned

to commit the rescue configuration. The commit operation succeeded or failed as indicated.

<b>Type</b>	Error: An error occurred
<b>Severity</b>	error
<b>Cause</b>	An internal software failure occurred.
<b>Action</b>	Contact your technical support representative.

## CHASSISD\_CLOCK\_FAILURE

---

<b>System Log Message</b>	<i>function-name: fru-name error-message</i>
<b>Description</b>	The chassis process (chassisd) determined that the indicated clock source failed in the indicated way.
<b>Type</b>	Error: An error occurred
<b>Severity</b>	error
<b>Action</b>	Contact your technical support representative.

## CHASSISD\_CLOCK\_NOTICE

---

<b>System Log Message</b>	<i>fru-name: message</i>
<b>Description</b>	The clock-synchronization status of the indicated component (field-replaceable unit, or FRU) changed as indicated.
<b>Type</b>	Event: This message reports an event, not an error
<b>Severity</b>	notice

## CHASSISD\_CMB\_READBACK\_ERROR

---

<b>System Log Message</b>	Readback error from chassis management bus for <i>fru-name fru-slot</i> ([0xaddress, 0xoffset] -> 0xerror-code)
<b>Description</b>	The chassis process (chassisd) could not read back information from the Chassis Management Bus (CMB) about the indicated component (field-replaceable unit, or FRU).
<b>Type</b>	Error: An error occurred
<b>Severity</b>	error
<b>Cause</b>	The probable cause is hardware error.
<b>Action</b>	Contact your technical support representative.

## CHASSISD\_COMMAND\_ACK\_ERROR

---

<b>System Log Message</b>	Error occurred when <i>fru-name fru-slot</i> reported its online status: <i>error-message</i> (error code <i>error-code</i> )
---------------------------	---

<b>Description</b>	The chassis process requested that the indicated component (field-replaceable unit, or FRU) confirm that it was online. The indicated error occurred when the FRU sent its response. In the normal case, the chassis process performed any additional action necessary to guarantee that the FRU came online.
<b>Type</b>	Error: An error occurred
<b>Severity</b>	error
<b>Action</b>	Contact your technical support representative.

## CHASSISD\_COMMAND\_ACK\_SFM\_ERROR

---

<b>System Log Message</b>	<i>function-name: SFM sfm-slot did not acknowledge FPC fpc-slot: error error-message (code error-code)</i>
<b>Description</b>	The chassis process (chassisd) requires an acknowledgment from each Switching and Forwarding Module (SFM) before it registers a Flexible PIC Controller (FPC) as online. The acknowledgment message from the indicated SFM failed for the indicated FPC.
<b>Type</b>	Error: An error occurred
<b>Severity</b>	error
<b>Action</b>	Contact your technical support representative.

## CHASSISD\_CONCAT\_MODE\_ERROR

---

<b>System Log Message</b>	Cannot set no-concatenated mode for FPC <i>fpc-slot</i> PIC <i>pic-slot</i>
<b>Description</b>	The chassis process (chassisd) could not set channelized mode for the indicated SONET/SDH Physical Interface Card (PIC). Channelized mode is configured by including the no-concatenate statement at the [edit chassis fpc 'slot' pic 'slot'] hierarchy level.
<b>Type</b>	Event: This message reports an event, not an error
<b>Severity</b>	warning

## CHASSISD\_CONFIG\_ACCESS\_ERROR

---

<b>System Log Message</b>	<i>function-name: error-message</i>
<b>Description</b>	The chassis process (chassisd) experienced the indicated problem while attempting to parse the configuration database.
<b>Type</b>	Error: An error occurred
<b>Severity</b>	error
<b>Cause</b>	An internal software failure occurred.
<b>Action</b>	Contact your technical support representative.

## CHASSISD\_CONFIG\_CHANGE\_IFDEV\_DEL

---

<b>System Log Message</b>	Deleting <i>argument1 interface-typesdev-numberargument2</i> due to configuration change
<b>Description</b>	The chassis process (chassisd) deleted the indicated interface devices due to a change in the configuration.
<b>Type</b>	Event: This message reports an event, not an error
<b>Severity</b>	warning

## CHASSISD\_CONFIG\_INIT\_ERROR

---

<b>System Log Message</b>	Unable to parse configuration; using defaults
<b>Description</b>	The chassis process (chassisd) could not parse the configuration, and used default values while initializing.
<b>Type</b>	Error: An error occurred
<b>Severity</b>	error
<b>Action</b>	Contact your technical support representative.

## CHASSISD\_CONFIG\_WARNING

---

<b>System Log Message</b>	<i>function-name: warning-message, FPC fpc-slot PIC pic-slot</i>
<b>Description</b>	The configuration that was specified for the indicated Physical Interface Card (PIC) is invalid for that type of PIC.
<b>Type</b>	Event: This message reports an event, not an error
<b>Severity</b>	warning

## CHASSISD\_DEVICE\_OPEN\_ERROR

---

<b>System Log Message</b>	Unable to open <i>device-name</i> device file (errno <i>error-code</i> )
<b>Description</b>	The chassis process (chassisd) could not open the device file for the indicated device.
<b>Type</b>	Error: An error occurred
<b>Severity</b>	error
<b>Action</b>	Contact your technical support representative.

## CHASSISD\_EXEC\_ERROR

---

<b>System Log Message</b>	<i>function-name: error-message</i>
<b>Description</b>	While trying to commit the rescue configuration, the chassis process (chassisd) encountered an error.
<b>Type</b>	Error: An error occurred

<b>Severity</b>	error
<b>Cause</b>	An internal software failure occurred.
<b>Action</b>	Contact your technical support representative.

## CHASSISD\_EXISTS

---

<b>System Log Message</b>	chassisd already running; exiting
<b>Description</b>	The chassis process (chassisd) exited because it discovered that another chassisd process was already running.
<b>Type</b>	Event: This message reports an event, not an error
<b>Severity</b>	error

## CHASSISD\_EXISTS\_TERM\_OTHER

---

<b>System Log Message</b>	Killing existing chassisd and exiting
<b>Description</b>	The chassis process (chassisd) discovered that another chassisd process was already running. It terminated the other process and exited.
<b>Type</b>	Event: This message reports an event, not an error
<b>Severity</b>	error

## CHASSISD\_FAN\_FAILURE

---

<b>System Log Message</b>	<i>fru-name</i> in slot <i>fru-slot</i> failed
<b>Description</b>	The indicated fan or impeller failed. The chassis process (chassisd) raised an alarm and increased the speed of the remaining fans (and impellers, if applicable) to full speed.
<b>Type</b>	Error: An error occurred
<b>Severity</b>	error
<b>Action</b>	Contact your technical support representative.

## CHASSISD\_FASIC\_CONFIG\_COMPLETE

---

<b>System Log Message</b>	Fchip: configuration already completed
<b>Description</b>	The chassis process (chassisd) detected an attempt to configure an F chip on a Control Board (CB) when configuration was already complete.
<b>Type</b>	Error: An error occurred
<b>Severity</b>	error



**CHASSISD\_FASIC\_FTOKEN\_ERROR**

---

<b>System Log Message</b>	Fchip (CB <i>control-board-slot</i> , ID <i>fchip-id</i> ): ftoken overflow/underflow set ( <i>data</i> ) at <i>address</i>
<b>Description</b>	The chassis process (chassisd) detected an underflow or overflow error on the indicated F chip on the indicated Control Board (CB).
<b>Type</b>	Error: An error occurred
<b>Severity</b>	error
<b>Action</b>	Contact your technical support representative.

**CHASSISD\_FASIC\_FTOKEN\_INIT\_ERROR**

---

<b>System Log Message</b>	Fchip (CB <i>control-board-slot</i> , ID <i>fchip-id</i> ): f8chip_ftoken_init() stuck in ftoken loop, <i>addr</i> = <i>address</i> , <i>data</i> = <i>data</i>
<b>Description</b>	The chassis process (chassisd) encountered an error while initializing memory at the indicated address for the indicated F chip on the indicated Control Board (CB).
<b>Type</b>	Error: An error occurred
<b>Severity</b>	error
<b>Action</b>	Contact your technical support representative.

**CHASSISD\_FASIC\_HSL\_CONFIG\_ERROR**

---

<b>System Log Message</b>	Fchip (CB <i>control-board-slot</i> , ID <i>fchip-id</i> ): HSL configuration failed (error <i>error-message</i> )
<b>Description</b>	The chassis process (chassisd) could not configure high speed links (HSL) for the indicated F chip on the indicated Control Board (CB).
<b>Type</b>	Error: An error occurred
<b>Severity</b>	error

**CHASSISD\_FASIC\_HSL\_LINK\_ERROR**

---

<b>System Log Message</b>	Fchip (CB <i>control-board-slot</i> , ID <i>fchip-id</i> ): link <i>link-id</i> failed because of <i>error-message</i>
<b>Description</b>	The chassis process (chassisd) detected an error for the indicated high speed link (HSL) for the indicated F chip on the indicated Control Board (CB).
<b>Type</b>	Error: An error occurred
<b>Severity</b>	error
<b>Action</b>	Contact your technical support representative.

**CHASSISD\_FASIC\_INIT\_ERROR**

---

<b>System Log Message</b>	Fchips were not configured yet
---------------------------	--------------------------------

**Description** The chassis process (chassisd) detected that F chips were not yet initialized on the Control Board (CB).

**Type** Error: An error occurred

**Severity** error

## CHASSISD\_FASIC\_INPUT\_DROP

---

**System Log Message** Fchip (CB *control-board-slot*, ID *fchip-id*): dropped *drop-rate* cells per second coming from Packet Forwarding Engine *pfe* on FPC *fpc-slot*

**Description** The Packet Forwarding Engine divides packets into smaller units called cells for more efficient processing. As the indicated F chip on the indicated Control Board (CB) processed data that was received from the indicated Packet Forwarding Engine on the indicated Flexible PIC Concentrator (FPC), it dropped the indicated number of cells per second.

**Type** Error: An error occurred

**Severity** error

**Action** Contact your technical support representative.

## CHASSISD\_FASIC\_OUTPUT\_DROP

---

**System Log Message** Fchip (CB *control-board-slot*, ID *fchip-id*): dropped *drop-rate* cells per second destined for Packet Forwarding Engine *pfe* on FPC *fpc-slot*

**Description** The Packet Forwarding Engine divides packets into smaller units called cells for more efficient processing. As the indicated F chip on the indicated Control Board (CB) processed data before sending it to the indicated Packet Forwarding Engine on the indicated Flexible Port Concentrator (FPC) for outgoing transmission, it dropped the indicated number of cells per second.

**Type** Error: An error occurred

**Severity** error

**Action** Contact your technical support representative.

## CHASSISD\_FASIC\_PIO\_READ\_ERROR

---

**System Log Message** Fchip (CB *control-board-slot*, ID *fchip-id*): read error in *function-name()* for link#*link-id* at address *address* in register *register*

**Description** The indicated routine failed with a read error at the indicated address and register for the indicated F chip and link on the indicated Control Board (CB).

**Type** Error: An error occurred

**Severity** error

**CHASSISD\_FASIC\_PIO\_WRITE\_ERROR**


---

<b>System Log Message</b>	Fchip (CB <i>control-board-slot</i> , ID <i>fchip-id</i> ): write error in <i>function-name()</i> for link# <i>link-id</i> at address <i>address</i> in register <i>register</i>
<b>Description</b>	The indicated routine failed with a write error at the indicated address and register for the indicated F chip and link on the indicated Control Board (CB).
<b>Type</b>	Error: An error occurred
<b>Severity</b>	error

**CHASSISD\_FASIC\_PLL\_ERROR**


---

<b>System Log Message</b>	Fchip (CB <i>control-board-slot</i> , ID <i>fchip-id</i> ): unable to lock PLL
<b>Description</b>	The chassis process (chassisd) could not lock a phased-lock loop (PLL) for the indicated F chip on the indicated Control Board (CB).
<b>Type</b>	Error: An error occurred
<b>Severity</b>	error
<b>Action</b>	Contact your technical support representative.

**CHASSISD\_FASIC\_RESET\_ERROR**


---

<b>System Log Message</b>	Fchip (CB <i>control-board-slot</i> , ID <i>fchip-id</i> ): reset failed
<b>Description</b>	The chassis process (chassisd) could not reset the indicated F chip on the indicated Control Board (CB).
<b>Type</b>	Error: An error occurred
<b>Severity</b>	error
<b>Action</b>	Contact your technical support representative.

**CHASSISD\_FASIC\_SRAM\_ERROR**


---

<b>System Log Message</b>	Fchip (CB <i>control-board-slot</i> , ID <i>fchip-id</i> ): SRAM fuse did not initialize
<b>Description</b>	The chassis process (chassisd) detected that static RAM (SRAM) did not initialize properly for the indicated F chip on the indicated Control Board (CB).
<b>Type</b>	Error: An error occurred
<b>Severity</b>	error

**CHASSISD\_FASIC\_VERSION\_ERROR**


---

<b>System Log Message</b>	Fchip (CB <i>control-board-slot</i> , ID <i>fchip-id</i> ): part number <i>part-number</i> and version <i>version</i> were invalid
<b>Description</b>	The indicated part number and version detected for the indicated F chip on the indicated Control Board (CB) were not valid values.

**Type** Error: An error occurred  
**Severity** error

### CHASSISD\_FCHIP\_CONFIG\_COMPLETE

---

**System Log Message** Fchip: configuration already completed  
**Description** The chassis process (chassisd) detected an attempt to configure an F chip when configuration was already complete.  
**Type** Error: An error occurred  
**Severity** error

### CHASSISD\_FCHIP\_CONFIG\_MD\_ERROR

---

**System Log Message** Fchip *fchip-id*: invalid number of Md chips (*count*) for Packet Forwarding Engine *pfe* on FPC *fpc-slot*  
**Description** The chassis process (chassisd) detected an invalid number of Md chips for the indicated F chip, Packet Forwarding Engine and Flexible PIC Concentrator (FPC).  
**Type** Error: An error occurred  
**Severity** error

### CHASSISD\_FCHIP\_CONFIG\_RATE\_ERROR

---

**System Log Message** Fchip *fchip-id*: unable to set rate limit on port *port*  
**Description** The chassis process (chassisd) could not set the rate limit for the indicated F chip and port.  
**Type** Error: An error occurred  
**Severity** error

### CHASSISD\_FCHIP\_CONFIG\_READ\_ERROR

---

**System Log Message** Fchip *fchip-id*: unable to read configuration register  
**Description** The chassis process (chassisd) could not read a configuration register on the indicated F chip.  
**Type** Error: An error occurred  
**Severity** error

### CHASSISD\_FCHIP\_FTOKEN\_ERROR

---

**System Log Message** Fchip *fchip-id*: Ftoken overflow/underflow set (*data*) at *address*  
**Description** The chassis process (chassisd) detected an underflow or overflow error on the indicated F chip.  
**Type** Error: An error occurred

<b>Severity</b>	error
<b>Action</b>	Contact your technical support representative.

### CHASSISD\_FCHIP\_FTOKEN\_INIT\_ERROR

---

<b>System Log Message</b>	Fchip <i>fchip-id</i> : fchip_ftoken_init() stuck in ftoken loop, addr = <i>address</i> , data = <i>data</i>
<b>Description</b>	The chassis process (chassisd) encountered an error while initializing memory at the indicated address for the indicated F chip.
<b>Type</b>	Error: An error occurred
<b>Severity</b>	error
<b>Action</b>	Contact your technical support representative.

### CHASSISD\_FCHIP\_HSR\_ERROR

---

<b>System Log Message</b>	Fchip high-speed receiver (HSR) error: <i>error-message</i>
<b>Description</b>	The chassis process (chassisd) detected an error in the high-speed receiver (HSR) subsystem for the F chip with the indicated characteristics.
<b>Type</b>	Error: An error occurred
<b>Severity</b>	error

### CHASSISD\_FCHIP\_HSR\_INIT\_ERROR

---

<b>System Log Message</b>	HSR: No vectors supplied
<b>Description</b>	The chassis process (chassisd) could not initialize the high-speed receiver (HSR) subsystem for an F chip.
<b>Type</b>	Error: An error occurred
<b>Severity</b>	error

### CHASSISD\_FCHIP\_HSR\_INIT\_LINK\_ERR

---

<b>System Log Message</b>	Fchip <i>fchip-id</i> : unable to initialize HSR link <i>link-id</i>
<b>Description</b>	The chassis process (chassisd) could not initialize the indicated high-speed receiver (HSR) link for the indicated F chip.
<b>Type</b>	Error: An error occurred
<b>Severity</b>	error

### CHASSISD\_FCHIP\_HSR\_RESET\_ERROR

---

<b>System Log Message</b>	Fchip <i>fchip-id</i> : hsr_reset error in fchip_init() on link <i>link-id</i>
<b>Description</b>	A high-speed receiver (HSR) reset error occurred during initialization of the indicated F chip and link.

**Type** Error: An error occurred  
**Severity** error

### CHASSISD\_FCHIP\_HST\_ERROR

---

**System Log Message** Fchip high-speed transmitter (HST) error: *error-message*  
**Description** The chassis process (chassisd) detected an error in the high-speed transmitter (HST) subsystem for the F chip with the indicated characteristics.  
**Type** Error: An error occurred  
**Severity** error

### CHASSISD\_FCHIP\_HST\_INIT\_ERROR

---

**System Log Message** HST: No vectors supplied  
**Description** The chassis process (chassisd) could not initialize the high-speed transmitter (HST) subsystem for an F chip.  
**Type** Error: An error occurred  
**Severity** error

### CHASSISD\_FCHIP\_HST\_INIT\_LINK\_ERR

---

**System Log Message** Fchip *fchip-id*: unable to initialize HST link *link-id*  
**Description** The chassis process (chassisd) could not initialize the indicated high-speed transmitter (HST) link for the indicated F chip.  
**Type** Error: An error occurred  
**Severity** error

### CHASSISD\_FCHIP\_HST\_RESET\_ERROR

---

**System Log Message** Fchip *fchip-id*: hst\_reset error in fchip\_init() on link *link-id*  
**Description** A high-speed transmitter (HST) reset error occurred during initialization of the indicated F chip and link.  
**Type** Error: An error occurred  
**Severity** error

### CHASSISD\_FCHIP\_INIT\_ERROR

---

**System Log Message** Fchips were not configured yet  
**Description** The chassis process (chassisd) detected that F chips were not yet initialized.  
**Type** Error: An error occurred  
**Severity** error

## CHASSISD\_FCHIP\_LINK\_ERROR

---

<b>System Log Message</b>	SIbsib-slot_F0: <i>link-type</i> link <i>link-id</i> was bad
<b>Description</b>	The chassis process (chassisd) detected an error for the indicated high-speed receiver (HSR) or high-speed transmitter (HST) link for an F chip on the indicated Switch Interface Board (SIB).
<b>Type</b>	Error: An error occurred
<b>Severity</b>	error
<b>Action</b>	Contact your technical support representative.

## CHASSISD\_FCHIP\_MONITOR\_ERROR

---

<b>System Log Message</b>	F chip module was invalid
<b>Description</b>	The chassis process (chassisd) detected an invalid F-chip module while enabling or disabling the monitoring of F-chip functional blocks.
<b>Type</b>	Error: An error occurred
<b>Severity</b>	error
<b>Action</b>	Contact your technical support representative.

## CHASSISD\_FCHIP\_PIO\_READ\_ERROR

---

<b>System Log Message</b>	Fchip <i>fchip-id</i> : read error in <i>function-name()</i> for link# <i>link-id</i> , at address <i>address</i> in register <i>register</i>
<b>Description</b>	The indicated routine failed with a read error at the indicated address and register for the indicated F chip and link.
<b>Type</b>	Error: An error occurred
<b>Severity</b>	error

## CHASSISD\_FCHIP\_PIO\_WRITE\_ERROR

---

<b>System Log Message</b>	Fchip <i>fchip-id</i> : write error in <i>function-name()</i> for link# <i>link-id</i> , at address <i>address</i> in register <i>register</i>
<b>Description</b>	The indicated routine failed with a write error at the indicated address and register for the indicated F chip and link.
<b>Type</b>	Error: An error occurred
<b>Severity</b>	error

## CHASSISD\_FCHIP\_POLL\_ERROR

---

<b>System Log Message</b>	Fchip <i>fchip-id</i> : <i>link-type</i> <i>link-id</i> poll returned error <i>error-code</i>
---------------------------	---

<b>Description</b>	An error with the indicated error number occurred during polling of the indicated high-speed receiver (HSR) or high-speed transmitter (HST) link for the indicated F chip.
<b>Type</b>	Error: An error occurred
<b>Severity</b>	error
<b>Action</b>	Contact your technical support representative.

### CHASSISD\_FCHIP\_RATE\_ERROR

---

<b>System Log Message</b>	Fchip <i>fchip-id</i> : per-port rate limit was not enabled
<b>Description</b>	The chassis process (chassisd) detected that per-port rate limiting was not enabled when it attempted to set the rate limit on an individual port for the indicated F chip.
<b>Type</b>	Error: An error occurred
<b>Severity</b>	error
<b>Action</b>	Contact your technical support representative.

### CHASSISD\_FCHIP\_SIB\_NOT\_STARTED

---

<b>System Log Message</b>	Unable to start <i>fru-name fru-slot</i> because F chips were not initialized
<b>Description</b>	The indicated Switch Interface Board (SIB) did not start because the F chips on it were not initialized.
<b>Type</b>	Error: An error occurred
<b>Severity</b>	error
<b>Action</b>	Contact your technical support representative.

### CHASSISD\_FCHIP\_VERSION\_ERROR

---

<b>System Log Message</b>	F chip <i>fchip-id</i> : part number ( <i>part-number</i> ) and version ( <i>version</i> ) were invalid
<b>Description</b>	The indicated part number and version detected for the indicated F chip were not valid values.
<b>Type</b>	Error: An error occurred
<b>Severity</b>	error

### CHASSISD\_FEB\_REVERSION

---

<b>System Log Message</b>	Reversion from FEB <i>fru-slot</i> to FEB <i>slot</i>
<b>Description</b>	The chassis daemon (chassisd) reverted to the indicated FEB from the specified FEB.
<b>Type</b>	Event: This message reports an event, not an error
<b>Severity</b>	error



**CHASSISD\_FEB\_SWITCHOVER**

---

<b>System Log Message</b>	Switchover from FEB <i>fru-slot</i> to FEB <i>slot</i>
<b>Description</b>	The chassis daemon (chassisd) switched to the indicated FEB from the specified FEB.
<b>Type</b>	Event: This message reports an event, not an error
<b>Severity</b>	error

**CHASSISD\_FHSR\_READ\_REG\_ERROR**

---

<b>System Log Message</b>	Fchip: fhsr_read() failed at address <i>address</i>
<b>Description</b>	The high-speed receiver (HSR) read routine failed at the indicated address on an F-chip register.
<b>Type</b>	Error: An error occurred
<b>Severity</b>	error
<b>Action</b>	Contact your technical support representative.

**CHASSISD\_FHSR\_WRITE\_REG\_ERROR**

---

<b>System Log Message</b>	Fchip: fhsr_write() of value <i>value</i> failed at address <i>address</i>
<b>Description</b>	The high-speed receiver (HSR) write routine could not record the indicated value at the indicated address on an F-chip register.
<b>Type</b>	Error: An error occurred
<b>Severity</b>	error

**CHASSISD\_FHST\_READ\_REG\_ERROR**

---

<b>System Log Message</b>	Fchip: fhst_read() failed at address <i>address</i>
<b>Description</b>	The high-speed transmitter (HST) read routine failed at the indicated address on an F-chip register.
<b>Type</b>	Error: An error occurred
<b>Severity</b>	error
<b>Action</b>	Contact your technical support representative.

**CHASSISD\_FHST\_WRITE\_REG\_ERROR**

---

<b>System Log Message</b>	Fchip: fhst_write() of value <i>value</i> failed at address <i>address</i>
<b>Description</b>	The high-speed transmitter (HST) write routine could not record the indicated value at the indicated address on an F-chip register.
<b>Type</b>	Error: An error occurred

**Severity** error

## CHASSISD\_FILE\_OPEN

---

**System Log Message** File open: *filename*, error: *error-code -- error-message*

**Description** The chassis process (chassisd) could not open the indicated file for the indicated reason.

**Type** Error: An error occurred

**Severity** critical

## CHASSISD\_FILE\_STAT

---

**System Log Message** File stat: *filename*, error: *error-code -- error-message*

**Description** The chassis process (chassisd) could not open the indicated file because it could not obtain its status.

**Type** Error: An error occurred

**Severity** error

## CHASSISD\_FM\_BAD\_STATE

---

**System Log Message** *function-name*: unexpected state *statetype* for SIB#*sib-slot*

**Description** The indicated function failed because it encountered the indicated type of unexpected internal state with respect to the indicated Switch Interface Board (SIB).

**Type** Error: An error occurred

**Severity** error

**Action** Contact your technical support representative.

## CHASSISD\_FM\_ERROR

---

**System Log Message** *function-name*: *error-message* (SIB#*sib-slot*, Packet Forwarding Engine *pfe* on FPC *fpc-slot*)

**Description** During execution of the indicated fabric management routine, the indicated error occurred between the indicated Switch Interface Board (SIB) and the indicated Packet Forwarding Engine on the indicated Flexible PIC Concentrator (FPC).

**Type** Error: An error occurred

**Severity** error

**Action** Contact your technical support representative.

## CHASSISD\_FM\_ERROR\_CLOS\_F13\_HSR

---

**System Log Message** FM: *error-message* errors occurred on link from F2-*f2-sib\_SF*from-*fchip\_s-port* to F13SIBto-*sfc-sib\_SF3\_to-fchip\_d-port* on plane *sib-plane*

<b>Description</b>	In a Tx-Plus routing matrix, packets traverse both electrical and optical media as they travel between the Switch Interface Boards (SIBs) in the T1600 routing nodes (called ST-SIB-Ls) and the SIBs in the TX Matrix Plus platform (called F13SIBs and F2S-SIBs). The chassis process (chassisd) on the SFC routing node detected an error in the electrical path between the indicated port on the indicated F2SIB and F13SIB on the indicated plane.
<b>Type</b>	Error: An error occurred
<b>Severity</b>	error
<b>Action</b>	Contact your technical support representative.

### CHASSISD\_FM\_ERROR\_CLOS\_F13\_HST

---

<b>System Log Message</b>	FM: <i>error-message</i> errors occurred on link from F13SIB <i>from-sfc-sib_SF1_from-fchip_s-port</i> to F2- <i>f2-sib_SFto-fchip_d-port</i> on plane <i>sib-plane</i>
<b>Description</b>	In a Tx-Plus routing matrix, packets traverse both electrical and optical media as they travel between the Switch Interface Boards (SIBs) in the T1600 routing nodes (called ST-SIB-Ls) and the SIBs in the TX Matrix Plus platform (called F13SIBs and F2S-SIBs). The chassis process (chassisd) on the SFC routing node detected an error in the transmit electrical path between the indicated port on the indicated F13SIB and F2SIB on the indicated plane.
<b>Type</b>	Error: An error occurred
<b>Severity</b>	error
<b>Action</b>	Contact your technical support representative.

### CHASSISD\_FM\_ERROR\_CLOS\_F2\_HSR

---

<b>System Log Message</b>	FM: <i>error-message</i> errors occurred on link from F13SIB <i>from-sfc-sib_SF1_from-fchip_s-port</i> to <i>f2-sib_SFto-fchip_d-port</i> on plane <i>sib-plane</i>
<b>Description</b>	In a Tx-Plus routing matrix, packets traverse both electrical and optical media as they travel between the Switch Interface Boards (SIBs) in the T1600 routing nodes (called ST-SIB-Ls) and the SIBs in the TX Matrix Plus platform (called F13SIBs and F2S-SIBs). The chassis process (chassisd) on the SFC routing node detected an error in the electrical path between the indicated port on the indicated F2SIB and F13SIB on the indicated plane.
<b>Type</b>	Error: An error occurred
<b>Severity</b>	error
<b>Action</b>	Contact your technical support representative.

### CHASSISD\_FM\_ERROR\_CLOS\_F2\_HST

---

<b>System Log Message</b>	FM: <i>error-message</i> errors occurred on link from <i>f2-sib_SFfrom-fchip_s-port</i> to F13SIB <i>to-sfc-sib_SF1_to-fchip_d-port</i> on plane <i>sib-plane</i>
---------------------------	---

<b>Description</b>	In a Tx-Plus routing matrix, packets traverse both electrical and optical media as they travel between the Switch Interface Boards (SIBs) in the T1600 routing nodes (called ST-SIB-Ls) and the SIBs in the TX Matrix Plus platform (called F13SIBs and F2S-SIBs). The chassis process (chassisd) on the SFC routing node detected an error in the transmit electrical path between the indicated port on the indicated F2SIB and F13SIB on the indicated plane.
<b>Type</b>	Error: An error occurred
<b>Severity</b>	error
<b>Action</b>	Contact your technical support representative.

### CHASSISD\_FM\_ERROR\_F13\_FB\_HSR\_TXP

---

<b>System Log Message</b>	<i>error-message errors on LCClcc_FPCfpc-slot_pfe link via ST_SIB_Lfrom-lcc-sib_FBfiber-bundle to F13SIBto-sfc-sib</i>
<b>Description</b>	In a Tx-Plus routing matrix, packets traverse both electrical and optical media as they travel between the Switch Interface Boards (SIBs) in the T1600 routing nodes (called ST-SIB-Ls) and the SIBs in the TX Matrix Plus platform (called F13SIBs and F2S-SIBs). The chassis process (chassisd) on the routing node that houses the indicated F13SIB detected an error in the electrical path between the indicated ports on the F13SIB and the indicated ST-SIB-L on the indicated LCC.
<b>Type</b>	Error: An error occurred
<b>Severity</b>	error
<b>Action</b>	Contact your technical support representative.

### CHASSISD\_FM\_ERROR\_F13\_FB\_RX\_VC

---

<b>System Log Message</b>	<i>error-message on F13SIBfrom-sfc-sib_FBfiber-bundle VCSEL vcsel Channel vcsel-channel connected from LCC lcc SIB_L to-lcc-sib</i>
<b>Description</b>	In a Tx-Plus routing matrix, packets traverse both electrical and optical media as they travel between the Switch Interface Boards (SIBs) in the T1600 routing nodes (called ST-SIB-Ls) and the SIBs in the TX Matrix Plus platform (called F13SIBs and F2S-SIBs). The chassis process (chassisd) on the routing node that houses the indicated F13SIB detected the indicated error as packets that were traveling in the in the optical media from the indicated ST-SIB-L on the indicated LCC.
<b>Type</b>	Error: An error occurred
<b>Severity</b>	error
<b>Action</b>	Contact your technical support representative.

### CHASSISD\_FM\_ERROR\_F13\_FB\_TXP

---

<b>System Log Message</b>	<i>F13SIBsib-slot_FB_fiber-bundle LCC lcc ST_SIB_Lto-lcc-sib is error-message</i>
<b>Description</b>	In a Tx-Plus routing matrix, the fiber-optic cable between each Switch Interface Board in a T1600 routing node (called a ST-SIB-L) must connect to a specific SIB port on

the TX-Plus Matrix platform (called a F13SIB). The cable connected at the indicated F13SIB had the indicated error.

<b>Type</b>	Error: An error occurred
<b>Severity</b>	error
<b>Action</b>	Contact your technical support representative.

### CHASSISD\_FM\_ERROR\_F13\_FB\_TX\_VC

**System Log Message** *error-message on F13SIBfrom-sfc-sib\_FBfiber-bundle VCSEL vcsel Channel vcsel-channel connected to LCC lcc SIB\_L to-lcc-sib*

**Description** In a Tx-Plus routing matrix, packets traverse both electrical and optical media as they travel between the Switch Interface Boards (SIBs) in the T1600 routing nodes (called ST-SIB-Ls) and the SIBs in the TX Matrix Plus platform (called F13SIBs and F2S-SIBs). The chassis process (chassisd) on the routing node that houses the indicated F13SIB detected the indicated error as packets that were traveling in the indicated direction were translated between electrical and optical media.

<b>Type</b>	Error: An error occurred
<b>Severity</b>	error
<b>Action</b>	Contact your technical support representative.

### CHASSISD\_FM\_ERROR\_F13\_VC\_PWR

**System Log Message** *FM: High power difference at F13SIBfrom-sfc-sib\_FBfiber-bundle VCSEL vcsel Channel vcsel-channel connected to LCC lcc SIB\_Lsib-slot*

**Description** In a Tx-Plus routing matrix, packets traverse both electrical and optical media as they travel between the Switch Interface Boards (SIBs) in the T1600 routing nodes (called ST-SIB-Ls) and the SIBs in the TX Matrix Plus platform (called F13SIBs and F2S-SIBs). The chassis process (chassisd) on the SFC routing node that houses the indicated F13SIB detected higher than configured receive power difference levels on the indicated fiber-bundles connected to the indicated LCC ST-SIB-L.

<b>Type</b>	Error: An error occurred
<b>Severity</b>	error
<b>Action</b>	Contact your technical support representative.

### CHASSISD\_FM\_ERROR\_SIB\_L\_FB\_HSR

**System Log Message** *FM: HSR error occurred on link from SIB-S port F(s-row,s-port) to SIB-L#sib-slot port F(l-row,l-port)*

**Description** In a routing matrix, packets traverse both electrical and optical media as they travel between the Switch Interface Boards (SIBs) in the T640 routing nodes (called SIB-Ls) and the SIBs in the TX Matrix platform (called SIB-Ss). The chassis process (chassisd) on the routing node that houses the indicated SIB-L detected an error in the electrical path between the indicated ports on the SIB-L and the corresponding SIB-S.

<b>Type</b>	Error: An error occurred
<b>Severity</b>	error
<b>Action</b>	Contact your technical support representative.

### CHASSISD\_FM\_ERROR\_SIB\_L\_FB\_RX\_VC

---

<b>System Log Message</b>	<i>error-message on LCC lcc SIB_Lfrom-lcc-sib_FBfiber-bundle VCSEL vcsel Channel vcsel-channel connected to F13SIBto-sfc-sib</i>
<b>Description</b>	In a Tx-Plus routing matrix, packets traverse both electrical and optical media as they travel between the Switch Interface Boards (SIBs) in the T1600 routing nodes (called ST-SIB-Ls) and the SIBs in the TX Matrix Plus platform (called F13SIBs and F2S-SIBs). The chassis process (chassisd) on the routing node that houses the indicated ST-SIB-L detected the indicated error as packets that were traveling in the optical media.
<b>Type</b>	Error: An error occurred
<b>Severity</b>	error
<b>Action</b>	Contact your technical support representative.

### CHASSISD\_FM\_ERROR\_SIB\_L\_FB\_SMF

---

<b>System Log Message</b>	<i>FM: error-message error occurred on link to-from-sib SIB-L#sib-slot to-from-scc SCC</i>
<b>Description</b>	In a routing matrix, packets traverse both electrical and optical media as they travel between the Switch Interface Boards (SIBs) in the TX Matrix platform (the switch-card chassis, or SCC) and the SIBs in the T640 routing nodes (called SIB-Ls). The chassis process (chassisd) on the routing node that houses the indicated SIB-L detected the indicated error as packets that were traveling in the indicated direction were translated between electrical and optical media.
<b>Type</b>	Error: An error occurred
<b>Severity</b>	error
<b>Action</b>	Contact your technical support representative.

### CHASSISD\_FM\_ERROR\_SIB\_L\_FB\_TXP

---

<b>System Log Message</b>	<i>LCC lcc ST-SIB-L:sib-slot Fiber-bundle:fiber-bundle is error-message</i>
<b>Description</b>	In a Tx-Plus routing matrix, the fiber-optic cable between each Switch Interface Board in a T1600 routing node (called a ST-SIB-L) must connect to a specific SIB port on the TX-Plus Matrix platform (called a F13SIB). The cable connected at the indicated ST-SIB-L had the indicated error.
<b>Type</b>	Error: An error occurred
<b>Severity</b>	error
<b>Action</b>	Contact your technical support representative.

## CHASSISD\_FM\_ERROR\_SIB\_L\_FB\_TX\_VC

---

<b>System Log Message</b>	<i>error-message</i> on LCC <i>lcc</i> SIB_L <i>from-lcc-sib_FBfiber-bundle</i> VCSEL <i>vcsl</i> Channel <i>vcsl-channel</i> connected to F13SIBto <i>sfc-sib</i>
<b>Description</b>	In a Tx-Plus routing matrix, packets traverse both electrical and optical media as they travel between the Switch Interface Boards (SIBs) in the T1600 routing nodes (called ST-SIB-Ls) and the SIBs in the TX Matrix Plus platform (called F13SIBs and F2S-SIBs). The chassis process (chassisd) on the routing node that houses the indicated ST-SIB-L detected the indicated error as packets that were traveling in the indicated direction were translated between electrical and optical media.
<b>Type</b>	Error: An error occurred
<b>Severity</b>	error
<b>Action</b>	Contact your technical support representative.

## CHASSISD\_FM\_ERROR\_SIB\_L\_HSR\_PFE

---

<b>System Log Message</b>	FM: <i>error-message</i> on LCC: <i>lcc</i> FPC <i>fpc-slot_pfe</i> link to ST-SIB-Lto- <i>lcc-sib_fchip-id</i>
<b>Description</b>	In a Tx-Plus routing matrix, packets traverse both electrical and optical media as they travel between the Switch Interface Boards (SIBs) in the T1600 routing nodes (called ST-SIB-Ls) and the SIBs in the TX Matrix Plus platform (called F13SIBs and F2S-SIBs). The chassis process (chassisd) on the routing node that houses the indicated ST-SIB-L detected an error in the electrical path between the indicated ST-SIB-L and the indicated PFE on the FPC.
<b>Type</b>	Error: An error occurred
<b>Severity</b>	error
<b>Action</b>	Contact your technical support representative.

## CHASSISD\_FM\_ERROR\_SIB\_L\_HSR\_TXP

---

<b>System Log Message</b>	FM: <i>error-message</i> on LCC: <i>lcc</i> FPC <i>fpc-slot_pfe</i> link connected by ST-SIB-L <i>from-lcc-sib_fchip-id_s-port_FBfiber-bundle</i> to F13SIBto- <i>sfc-sib</i>
<b>Description</b>	In a Tx-Plus routing matrix, packets traverse both electrical and optical media as they travel between the Switch Interface Boards (SIBs) in the T1600 routing nodes (called ST-SIB-Ls) and the SIBs in the TX Matrix Plus platform (called F13SIBs and F2S-SIBs). The chassis process (chassisd) on the routing node that houses the indicated ST-SIB-L detected an error in the electrical path between the indicated ports on the SIB-L and the corresponding F13SIB.
<b>Type</b>	Error: An error occurred
<b>Severity</b>	error
<b>Action</b>	Contact your technical support representative.

**CHASSISD\_FM\_ERROR\_SIB\_L\_MISMATCH**


---

<b>System Log Message</b>	FM: fiber cable from SIB-L# <i>sib-slot</i> possibly connected to wrong SIB-S
<b>Description</b>	In a routing matrix, the fiber-optic cable between each Switch Interface Board in a T640 routing node (called a SIB-L) must connect to a specific SIB port on the TX Matrix platform (called a SIB-S). The cable originating at the indicated SIB-L was possibly plugged into the wrong SIB-S port or wrong SIB-S.
<b>Type</b>	Error: An error occurred
<b>Severity</b>	error
<b>Action</b>	Contact your technical support representative.

**CHASSISD\_FM\_ERROR\_SIB\_L\_VC\_PWR**


---

<b>System Log Message</b>	FM: High power difference at LCC <i>lcc</i> SIB-L <i>sib-slot</i> _FB <i>fiber-bundle</i> VCSEL <i>vcsel</i> Channel <i>vcsel-channel</i> connected to F13SIB <i>from-sfc-sib</i>
<b>Description</b>	In a Tx-Plus routing matrix, packets traverse both electrical and optical media as they travel between the Switch Interface Boards (SIBs) in the T1600 routing nodes (called ST-SIB-Ls) and the SIBs in the TX Matrix Plus platform (called F13SIBs and F2S-SIBs). The chassis process (chassisd) on the routing node that houses the indicated ST-SIB-L detected higher than configured receive power levels on the indicated fiber-bundles connected to the indicated LCC ST-SIB-L.
<b>Type</b>	Error: An error occurred
<b>Severity</b>	error
<b>Action</b>	Contact your technical support representative.

**CHASSISD\_FM\_ERROR\_SIB\_S\_FB\_HSR**


---

<b>System Log Message</b>	FM: HSR error occurred on link from LCC <i>lcc</i> SIB-L port F( <i>l-row</i> , <i>l-port</i> ) to SIB-S# <i>sib-slot</i> port F( <i>s-row</i> , <i>s-port</i> )
<b>Description</b>	In a routing matrix, packets traverse both electrical and optical media as they travel between the Switch Interface Boards (SIBs) in the TX Matrix platform (called SIB-Ss) and the SIBs in the T640 routing nodes (called SIB-Ls). The chassis process (chassisd) on the TX Matrix platform detected an error in the electrical path between the indicated port on the indicated SIB-S and the indicated port on a SIB-L installed in the indicated routing node (line-card chassis, or LCC).
<b>Type</b>	Error: An error occurred
<b>Severity</b>	error
<b>Action</b>	Contact your technical support representative.

**CHASSISD\_FM\_ERROR\_SIB\_S\_FB\_SMF**


---

<b>System Log Message</b>	FM: <i>error-message</i> error occurred on link <i>to-from-sib-s</i> SIB-S# <i>sib-slot</i> <i>to-from-lcc</i> LCC <i>lcc</i>
---------------------------	---



<b>Description</b>	In a routing matrix, packets traverse both electrical and optical media as they travel between the Switch Interface Boards (SIBs) in the TX Matrix platform (called SIB-Ss) and the SIBs in the T640 routing nodes (line-card chassis, or LCCs). The chassis process (chassisd) on the TX Matrix platform detected the indicated error as packets that were traveling to or from the indicated LCC were translated between electrical and optical media.
<b>Type</b>	Error: An error occurred
<b>Severity</b>	error
<b>Action</b>	Contact your technical support representative.

## CHASSISD\_FM\_MEMORY\_ERROR

---

<b>System Log Message</b>	<i>function-name: unable to allocate memory; error-message</i>
<b>Description</b>	The chassis process (chassisd) could not allocate memory for a fabric operation.
<b>Type</b>	Error: An error occurred
<b>Severity</b>	warning
<b>Action</b>	Contact your technical support representative.

## CHASSISD\_FM\_SIB\_ERROR

---

<b>System Log Message</b>	Fabric management error for SIB <i>sib-slot</i> : <i>error-message</i>
<b>Description</b>	The chassis process (chassisd) detected the indicated type of error on the indicated Switch Interface Board (SIB) and performed the indicated action.
<b>Type</b>	Error: An error occurred
<b>Severity</b>	error
<b>Action</b>	Contact your technical support representative.

## CHASSISD\_FM\_SIB\_FPC\_TYPE\_ERROR

---

<b>System Log Message</b>	SIB <i>sib-slot</i> does not support features required for FPC Type 4
<b>Description</b>	The indicated Switch Interface Board (SIB) does not support features required by the Flexible PIC Concentrator (FPC) Type 4.
<b>Type</b>	Error: An error occurred
<b>Severity</b>	error
<b>Action</b>	Contact your technical support representative.

## CHASSISD\_FPC\_NOT\_FOUND

---

<b>System Log Message</b>	<i>function-name: unable to find FPC for PIC attachment operation</i>
<b>Description</b>	The chassis process (chassisd) attempted to bring a Physical Interface Card (PIC) online, but could not find the Flexible PIC Concentrator (FPC) that houses it.

<b>Type</b>	Error: An error occurred
<b>Severity</b>	warning
<b>Action</b>	Contact your technical support representative.

## CHASSISD\_FPC\_PIC\_DETECT\_TIMEOUT

---

<b>System Log Message</b>	<i>function-name</i> : PIC detection on FPC <i>fpc-slot</i> timed out
<b>Description</b>	The chassis process (chassisd) expects to receive notification within a timeout period that each Flexible PIC Concentrator (FPC) has attached the Physical Interface Cards (PICs) that it houses. It did not receive notification from the indicated FPC.
<b>Type</b>	Error: An error occurred
<b>Severity</b>	error
<b>Action</b>	Contact your technical support representative.

## CHASSISD\_FPC\_TYPE\_SIB\_TYPE\_ERROR

---

<b>System Log Message</b>	Installed SIB type (SIB-I8-F16) does not support features required by FPC <i>fpc-slot</i>
<b>Description</b>	The indicated Flexible PIC Concentrator (FPC) is Type 4, which is not supported by Switch Interface Board (SIB) type SIB-I8-F16.
<b>Type</b>	Error: An error occurred
<b>Severity</b>	error
<b>Action</b>	Contact your technical support representative.

## CHASSISD\_FRU\_ALREADY\_OFFLINE

---

<b>System Log Message</b>	<i>fru-name fru-slot</i> already offline
<b>Description</b>	The chassis process (chassisd) received a request to take the indicated component (field-replaceable unit, or FRU) offline, but the FRU was already offline.
<b>Type</b>	Event: This message reports an event, not an error
<b>Severity</b>	error

## CHASSISD\_FRU\_ALREADY\_ONLINE

---

<b>System Log Message</b>	Received request to bring <i>fru-name fru-slot</i> online; it was already online
<b>Description</b>	The chassis process (chassisd) received a request to bring the indicated component (field-replaceable unit, or FRU) online, but the FRU was already online.
<b>Type</b>	Event: This message reports an event, not an error
<b>Severity</b>	warning

**CHASSISD\_FRU\_EVENT**

---

<b>System Log Message</b>	<i>function-name: state fru-name fru-slot</i>
<b>Description</b>	The state of the indicated component (field-replaceable unit, or FRU) changed as indicated.
<b>Type</b>	Event: This message reports an event, not an error
<b>Severity</b>	notice

**CHASSISD\_FRU\_INVALID\_SLOT**

---

<b>System Log Message</b>	FRU <i>fru-name</i> is not supported in current slot
<b>Description</b>	The chassis process (chassisd) detected that the indicated hardware component (field-replaceable unit, or FRU) was inserted in a slot that is not valid for that component type.
<b>Type</b>	Error: An error occurred
<b>Severity</b>	critical
<b>Action</b>	Contact your technical support representative.

**CHASSISD\_FRU\_IO\_ERROR**

---

<b>System Log Message</b>	<i>function-name: fru-name operation error: reason (error-message)</i>
<b>Description</b>	The chassis process (chassisd) could not perform the indicated I/O operation on the indicated component (field-replaceable unit, or FRU).
<b>Type</b>	Error: An error occurred
<b>Severity</b>	error
<b>Action</b>	Contact your technical support representative.

**CHASSISD\_FRU\_IO\_OFFSET\_ERROR**

---

<b>System Log Message</b>	<i>function-name: fru-name operation error: reason 0xoffset (error-message)</i>
<b>Description</b>	The chassis process (chassisd) could not perform the indicated I/O operation at the indicated byte offset.
<b>Type</b>	Error: An error occurred
<b>Severity</b>	error
<b>Action</b>	Contact your technical support representative.

**CHASSISD\_FRU\_IPC\_WRITE\_ERROR**

---

<b>System Log Message</b>	<i>function-name: FRU fru-name, errno error-code, error-message</i>
---------------------------	---

**Description** The chassis process (chassisd) could not send an interprocess communication (IPC) message to the indicated component (field-replaceable unit, or FRU) because of the indicated error.

**Type** Error: An error occurred

**Severity** warning

## CHASSISD\_FRU\_OFFLINE\_FAILED

---

**System Log Message** Unable to take *fru-name fru-slot* offline because FRU sequencer is active: *reason*

**Description** The chassis process (chassisd) could not take the indicated component (field-replaceable unit, or FRU) offline for the indicated reason.

**Type** Event: This message reports an event, not an error

**Severity** notice

## CHASSISD\_FRU\_OFFLINE\_NOTICE

---

**System Log Message** Taking *fru-name fru-slot* offline: *reason*

**Description** The chassis process (chassisd) took the indicated component (field-replaceable unit, or FRU) offline for the indicated reason.

**Type** Event: This message reports an event, not an error

**Severity** notice

## CHASSISD\_FRU\_OFFLINE\_TIMEOUT

---

**System Log Message** Offline request timed out; *fru-name fru-slot* restarted

**Description** The indicated component (field-replaceable unit, or FRU) did not go offline within the time period that is normally sufficient for synchronized shutdown. After generating this message, the chassis process (chassisd) tried several times to take the FRU offline and powered it down if all attempts failed.

**Type** Event: This message reports an event, not an error

**Severity** warning

## CHASSISD\_FRU\_ONLINE\_TIMEOUT

---

**System Log Message** *function-name*: attempt to bring *fru-name fru-slot* online timed out

**Description** The indicated component (field-replaceable unit, or FRU) did not come online within the time that is normally sufficient. After generating this message, the chassis process (chassisd) tried to bring the FRU online several more times. If all attempts failed, the chassisd process raised an alarm and left the FRU offline.

**Type** Event: This message reports an event, not an error

**Severity** error

## CHASSISD\_FRU\_STEP\_ERROR

---

<b>System Log Message</b>	<i>fru-name fru-slot at step step-number</i>
<b>Description</b>	The power-on sequence for the indicated component (field-replaceable unit, or FRU) failed at the indicated point.
<b>Type</b>	Error: An error occurred
<b>Severity</b>	error

## CHASSISD\_FRU\_UNRESPONSIVE

---

<b>System Log Message</b>	Error for <i>fru-name fru-slot: error-message; action</i>
<b>Description</b>	The chassis process (chassisd) tried to bring the indicated component (field-replaceable unit, or FRU) online, but the attempt failed in the indicated way. As a result, the chassisd process performed the indicated action.
<b>Type</b>	Event: This message reports an event, not an error
<b>Severity</b>	error

## CHASSISD\_FRU\_UNRESPONSIVE\_RETRY

---

<b>System Log Message</b>	Attempt <i>count</i> to power on <i>fru-name fru-slot</i> timed out; restarted it
<b>Description</b>	The chassis process (chassisd) tried the indicated number of times to bring the indicated component (field-replaceable unit, or FRU) online, but the attempts failed. In another attempt to bring the FRU online, the chassisd process issued the restart command for the FRU.
<b>Type</b>	Event: This message reports an event, not an error
<b>Severity</b>	error

## CHASSISD\_FRU\_UNSUPPORTED

---

<b>System Log Message</b>	chassisd invalidated support for <i>fru-name fru-slot</i>
<b>Description</b>	The chassis process (chassisd) invalidated support for the indicated component (field-replaceable unit, or FRU) during initialization.
<b>Type</b>	Error: An error occurred
<b>Severity</b>	warning

## CHASSISD\_FRU\_VERSION\_MISMATCH

---

<b>System Log Message</b>	<i>component</i> version mismatch for <i>fru-name</i> -- expected <i>expected-value</i> , got <i>received-value</i>
<b>Description</b>	The chassis process (chassisd) verifies that it supports the revision level or version of a component (field-replaceable unit, or FRU). The revision level for the indicated FRU was unsupported or otherwise invalid.
<b>Type</b>	Event: This message reports an event, not an error

<b>Severity</b>	error
<b>Action</b>	Upgrade the FRU.

## CHASSISD\_GASIC\_ID\_ERROR

---

<b>System Log Message</b>	Fchip: invalid SIB slot
<b>Description</b>	A routine tried to determine the identifier for an application-specific integrated circuit (ASIC) on a Switch Interface Board (SIB). The attempt failed, because the supplied SIB slot number was invalid.
<b>Type</b>	Error: An error occurred
<b>Severity</b>	error
<b>Action</b>	Contact your technical support representative.

## CHASSISD\_GBUS\_NOT\_READY

---

<b>System Log Message</b>	<i>function-name: fru-name</i> not ready for power up (RTIME_PWR_COND = 0x <i>value</i> )
<b>Description</b>	The GBUS was not ready when the chassis process (chassisd) first tried to power it on, and the power-up operation timed out.
<b>Type</b>	Error: An error occurred
<b>Severity</b>	error
<b>Cause</b>	The probable cause is hardware error.
<b>Action</b>	Contact your technical support representative.

## CHASSISD\_GBUS\_READBACK\_ERROR

---

<b>System Log Message</b>	Readback error from GBUS for <i>fru-name fru-slot</i> ([0x <i>gbus-address</i> , 0x <i>gbus-registers</i> ] -> 0x <i>return-value</i> )
<b>Description</b>	There was an error when the chassis process (chassisd) tried to read back information from the GBUS on the indicated component (field-replaceable unit, or FRU).
<b>Type</b>	Error: An error occurred
<b>Severity</b>	error
<b>Cause</b>	The probable cause is hardware error.
<b>Action</b>	Contact your technical support representative.

## CHASSISD\_GBUS\_RESET\_EVENT

---

<b>System Log Message</b>	<i>fru-name#fru-slot - command</i>
<b>Description</b>	The chassis process (chassisd) reset the GBUS for the indicated component (field-replaceable unit, or FRU). This is a normal part of startup.

**Type** Event: This message reports an event, not an error  
**Severity** warning

## CHASSISD\_GBUS\_SANITY\_ERROR

---

**System Log Message** *function-name: fru-name fru-slot -- management bus failed sanity test*  
**Description** The chassis process (chassisd) checks its management GBUS with a set of test operations when it is started. The tests failed.  
**Type** Error: An error occurred  
**Severity** error  
**Action** Contact your technical support representative.

## CHASSISD\_GENERIC\_ERROR

---

**System Log Message** *function-name: error-message*  
**Description** The chassis process (chassisd) detected the indicated error.  
**Type** Error: An error occurred  
**Severity** error  
**Action** Perform any corrective actions mentioned in the error message.

## CHASSISD\_GENERIC\_WARNING

---

**System Log Message** *function-name: error-message*  
**Description** The chassis process (chassisd) generated the indicated warning message.  
**Type** Error: An error occurred  
**Severity** notice

## CHASSISD\_GETTIMEOFDAY

---

**System Log Message** Unexpected error from gettimeofday: *error-code -- error-message*  
**Description** The chassis process (chassisd) could not obtain the time of day because of the indicated error.  
**Type** Error: An error occurred  
**Severity** warning

## CHASSISD\_GRES\_UNSUPP\_PIC

---

**System Log Message** Unable to enable graceful Routing Engine switchover; PIC does not support it  
**Description** The chassis process (chassisd) could not enable graceful Routing Engine switchover because an installed Physical Interface Card (PIC) does not support it.

**Type** Error: An error occurred  
**Severity** error

## CHASSISD\_HIGH\_TEMP\_CONDITION

---

**System Log Message** Chassis temperature over *temperature* degrees C (*message*)

**Description** The temperature of one or more components (field-replaceable units, or FRUs) exceeded the indicated temperature, which is the lower of two thresholds. The fans (and impellers, if applicable) were in the indicated state. The chassis process (chassisd) increased the speed of all functioning fans and impellers to full speed.

**Type** Event: This message reports an event, not an error

**Severity** warning

**Action** Increase cooling in the area around the chassis.

## CHASSISD\_HOST\_TEMP\_READ

---

**System Log Message** Error reading host temperature sensor

**Description** The chassis process (chassisd) could not read the temperature sensors on the routing platform.

**Type** Error: An error occurred

**Severity** notice

## CHASSISD\_HSR\_CONFIG\_READ\_ERROR

---

**System Log Message** *function-name*: unable to read configuration for HSR *identifier*

**Description** The indicated function could not read the configuration for the indicated high-speed receiver (HSR).

**Type** Error: An error occurred

**Severity** error

## CHASSISD\_HSR\_CONFIG\_WRITE\_ERROR

---

**System Log Message** *function-name*: unable to write configuration for HSR *identifier*

**Description** The indicated routine could not write to the configuration for the indicated high-speed receiver (HSR).

**Type** Error: An error occurred

**Severity** error

## CHASSISD\_HSR\_ELEMENTS\_ERROR

---

**System Log Message** Provided number of HSR elements (*count*) was invalid



<b>Description</b>	The indicated routine for processing a certain number of high-speed receiver (HSR) elements failed, because the supplied number of elements was invalid.
<b>Type</b>	Error: An error occurred
<b>Severity</b>	error

## CHASSISD\_HSR\_FIFO\_ERROR

---

<b>System Log Message</b>	<i>function-name</i> : FIFO read failed for HSR <i>identifier</i>
<b>Description</b>	A first in, first out (FIFO) read error occurred during execution of the indicated routine on the indicated high-speed receiver (HSR).
<b>Type</b>	Error: An error occurred
<b>Severity</b>	error

## CHASSISD\_I2CS\_READBACK\_ERROR

---

<b>System Log Message</b>	Readback error from I2C slave for <i>fru-name fru-slot</i> ([ <i>0xi2cs-address</i> , <i>0xoffset</i> ] -> <i>0xerror-code</i> )
<b>Description</b>	The chassis process (chassisd) could not read back information from the I2C slave (I2CS) about the indicated component (field-replaceable unit, or FRU).
<b>Type</b>	Error: An error occurred
<b>Severity</b>	error
<b>Cause</b>	The probable cause is hardware error.
<b>Action</b>	Contact your technical support representative.

## CHASSISD\_I2C\_BAD\_IDEEPROM\_FORMAT

---

<b>System Log Message</b>	Invalid IDEEPROM format for <i>fru-name</i>
<b>Description</b>	The chassis process (chassisd) determined that the ID EEPROM format specified for the indicated type of hardware component (field-replaceable unit, or FRU) is not valid for it.
<b>Type</b>	Error: An error occurred
<b>Severity</b>	critical
<b>Action</b>	Contact your technical support representative.

## CHASSISD\_I2C\_FIC\_PRESENCE\_READ

---

<b>System Log Message</b>	<i>function-name</i> : <i>fru-name</i> unable to get presence masks ( <i>error-message</i> )
<b>Description</b>	The chassis process (chassisd) could not read I2C data with presence information about the indicated component (field-replaceable unit, or FRU).
<b>Type</b>	Error: An error occurred

<b>Severity</b>	error
<b>Action</b>	Contact your technical support representative.

## CHASSISD\_I2C\_GENERIC\_ERROR

---

<b>System Log Message</b>	<i>function-name: error-message</i>
<b>Description</b>	The indicated error occurred during an I2C access library operation.
<b>Type</b>	Error: An error occurred
<b>Severity</b>	error
<b>Action</b>	Contact your technical support representative.

## CHASSISD\_I2C\_INVALID\_ASSEMBLY\_ID

---

<b>System Log Message</b>	' <i>Oxassembly-id</i> ' is invalid value for <i>fru-name</i> assembly ID
<b>Description</b>	The assembly ID for the indicated component (field-replaceable unit, or FRU) was not valid for its type.
<b>Type</b>	Error: An error occurred
<b>Severity</b>	error
<b>Action</b>	Contact your technical support representative.

## CHASSISD\_I2C\_IOCTL\_FAILURE

---

<b>System Log Message</b>	<i>function-name: operation</i> ioctl failure for group <i>group-id</i> at address <i>Oxaddress</i> (errno <i>error-code</i> )
<b>Description</b>	The chassis process (chassisd) could not perform the indicated ioctl() operation on the I2C data for the indicated component (field-replaceable unit, or FRU).
<b>Type</b>	Error: An error occurred
<b>Severity</b>	error
<b>Action</b>	Contact your technical support representative.

## CHASSISD\_I2C\_IO\_FAILURE

---

<b>System Log Message</b>	<i>function-name: fru-name operation</i> failed for group <i>group-id</i> at address <i>Oxaddress</i>
<b>Description</b>	The chassis process (chassisd) could not perform the indicated I/O operation on the I2C data for the indicated component (field-replaceable unit, or FRU).
<b>Type</b>	Error: An error occurred
<b>Severity</b>	error
<b>Action</b>	Contact your technical support representative.

## CHASSISD\_I2C\_MIDPLANE\_CORRUPT

---

<b>System Log Message</b>	Corruption on midplane ID EEPROM (ID: <i>0xassembly-id</i> , MAC address: <i>0xmac-address</i> , <i>0xversion</i> )
<b>Description</b>	The chassis process (chassisd) found corrupted information when it tried to verify the parameters of the midplane's I2C ID EEPROM.
<b>Type</b>	Error: An error occurred
<b>Severity</b>	error
<b>Action</b>	Contact your technical support representative.

## CHASSISD\_I2C\_RANGE\_ERROR

---

<b>System Log Message</b>	<i>function-name</i> : requested offset was out of range (offset <i>offset</i> + nbytes <i>count</i> > 256)
<b>Description</b>	The indicated offset, which is greater than 256, was specified in a read request for an I2C device.
<b>Type</b>	Error: An error occurred
<b>Severity</b>	error
<b>Cause</b>	No I2C device uses or has storage above an offset of 256.
<b>Action</b>	Contact your technical support representative.

## CHASSISD\_I2C\_READ\_ERROR

---

<b>System Log Message</b>	<i>function-name</i> : read error for group <i>group-id</i> at address <i>0xaddress</i> , offset <i>offset</i>
<b>Description</b>	The chassis process (chassisd) could not read I2C data from the indicated device.
<b>Type</b>	Error: An error occurred
<b>Severity</b>	error
<b>Action</b>	Contact your technical support representative.

## CHASSISD\_I2C\_WRITE\_ERROR

---

<b>System Log Message</b>	<i>function-name</i> : write error for group <i>group-id</i> at address <i>0xaddress</i> , offset <i>offset</i>
<b>Description</b>	The chassis process (chassisd) could not write I2C data to the indicated device.
<b>Type</b>	Error: An error occurred
<b>Severity</b>	error
<b>Action</b>	Contact your technical support representative.

**CHASSISD\_IDEEPROM\_READ\_ERROR**

---

<b>System Log Message</b>	Unable to read <i>fru-name</i> ID EEPROM
<b>Description</b>	The chassis process (chassisd) could not read the I2C ID EEPROM of the indicated component (field-replaceable unit, or FRU).
<b>Type</b>	Error: An error occurred
<b>Severity</b>	error
<b>Action</b>	Contact your technical support representative.

**CHASSISD\_IFDEV\_CREATE\_FAILURE**

---

<b>System Log Message</b>	<i>function-name</i> : unable to create interface device for <i>interface-name</i> ( <i>error-message</i> )
<b>Description</b>	The chassis process (chassisd) creates initial interface devices for newly installed Physical Interface Cards (PICs) and pseudodevices. It could not create a device for the indicated PIC or pseudodevice.
<b>Type</b>	Error: An error occurred
<b>Severity</b>	error
<b>Cause</b>	Necessary resources might have been unavailable.
<b>Action</b>	Contact your technical support representative.

**CHASSISD\_IFDEV\_CREATE\_NOTICE**

---

<b>System Log Message</b>	<i>function-name</i> : created <i>device-name</i> for <i>interface-name</i>
<b>Description</b>	The chassis process (chassisd) created the initial interface device for the indicated newly installed Physical Interface Card (PIC) or pseudodevice.
<b>Type</b>	Event: This message reports an event, not an error
<b>Severity</b>	notice

**CHASSISD\_IFDEV\_DETACH\_ALL\_PSEUDO**

---

<b>System Log Message</b>	ifdev_detach(pseudo devices: all)
<b>Description</b>	The chassis process (chassisd) detached the interface devices for all pseudodevices.
<b>Type</b>	Event: This message reports an event, not an error
<b>Severity</b>	notice

**CHASSISD\_IFDEV\_DETACH\_FPC**

---

<b>System Log Message</b>	ifdev_detach_fpc( <i>fpc-slot</i> )
<b>Description</b>	The chassis process (chassisd) detached the interface devices for all Physical Interface Cards (PICs) installed in the indicated Flexible PIC Concentrator (FPC).

**Type** Event: This message reports an event, not an error  
**Severity** notice

### CHASSISD\_IFDEV\_DETACH\_PIC

---

**System Log Message** ifdev\_detach\_pic(*fpc-slot/pic-slot*)  
**Description** The chassis process (chassisd) detached the interface devices for the indicated Physical Interface Card (PIC).  
**Type** Event: This message reports an event, not an error  
**Severity** notice

### CHASSISD\_IFDEV\_DETACH\_PSEUDO

---

**System Log Message** ifdev\_detach(pseudo devices: porttype *port-type*, sdev = *sdev-number*, edev = *edev-number*)  
**Description** The chassis process (chassisd) detached the interface devices for the indicated pseudodevices.  
**Type** Event: This message reports an event, not an error  
**Severity** notice

### CHASSISD\_IFDEV\_DETACH\_TLV\_ERROR

---

**System Log Message** ifdev\_detach: rtllib\_ifdm\_change\_tlvs failed for slot *fpc-slot* dev idx *device-id* *error-message*  
**Description** The chassis process (chassisd) asked the kernel to remove the indicated interface from the kernel interface table. The request failed.  
**Type** Error: An error occurred  
**Severity** error

### CHASSISD\_IFDEV\_GETBYNAME\_NOTICE

---

**System Log Message** *function-name*: ifdm get\_by\_name failed for *interface-type* interface device *interface-name* (*error-message*)  
**Description** The chassis process (chassisd) failed to find the indicated interface device, even though it just created it.  
**Type** Event: This message reports an event, not an error  
**Severity** warning  
**Cause** There was a problem with interface state creation.  
**Action** Contact your technical support representative.

**CHASSISD\_IFDEV\_GET\_BY\_INDEX\_FAIL**

---

<b>System Log Message</b>	<i>function-name: rtslib_ifdm_get_by_index failed: error-code - error-message</i>
<b>Description</b>	The chassis process (chassisd) could not obtain information about an interface device.
<b>Type</b>	Error: An error occurred
<b>Severity</b>	error

**CHASSISD\_IFDEV\_GET\_BY\_NAME\_FAIL**

---

<b>System Log Message</b>	Unable to retrieve information for interface device <i>interface-name: error-message</i>
<b>Description</b>	The chassis process (chassisd) could not obtain information about the indicated interface device.
<b>Type</b>	Error: An error occurred
<b>Severity</b>	error

**CHASSISD\_IFDEV\_NO\_MEMORY**

---

<b>System Log Message</b>	<i>function-name: unable to allocate memory for interface-type interface</i>
<b>Description</b>	The chassis process (chassisd) could not allocate memory when creating an interface device for the indicated interface type.
<b>Type</b>	Error: An error occurred
<b>Severity</b>	error
<b>Cause</b>	Resources on the system are extremely limited.
<b>Action</b>	Eliminate the resource limitations and restart the Physical Interface Card (PIC) that houses the interface for which the interface device could not be created.

**CHASSISD\_IFDEV\_RETRY\_NOTICE**

---

<b>System Log Message</b>	<i>function-name: attempt count to add interface device interface-name failed (error-message)</i>
<b>Description</b>	The chassis process (chassisd) tried the indicated number of times to create the indicated interface device, but the attempts failed. After generating this message, the chassisd process waited a while for resources to free up and tried again.
<b>Type</b>	Event: This message reports an event, not an error
<b>Severity</b>	warning
<b>Cause</b>	Necessary resources might have been unavailable. They should become available soon.

## CHASSISD\_IFDEV\_RTSLIB\_FAILURE

---

<b>System Log Message</b>	<i>function-name: library-function-name failed (error-message)</i>
<b>Description</b>	The chassis process (chassisd) could not create an interface device because an error occurred during the indicated call to the routing socket library.
<b>Type</b>	Error: An error occurred
<b>Severity</b>	error
<b>Action</b>	Contact your technical support representative.

## CHASSISD\_IOCTL\_FAILURE

---

<b>System Log Message</b>	<i>function-name: reason for fru-name (error-message)</i>
<b>Description</b>	The chassis process (chassisd) could not perform the indicated ioctl() operation on the indicated component (field-replaceable unit, or FRU).
<b>Type</b>	Error: An error occurred
<b>Severity</b>	error
<b>Action</b>	Contact your technical support representative.

## CHASSISD\_IPC\_ANNOUNCE\_TIMEOUT

---

<b>System Log Message</b>	<i>function-name: no ack received from fru-type for fru-name fru-slot state change (0xsent-mask, acks 0xack-mask)</i>
<b>Description</b>	The chassis process (chassisd) notified the indicated components (field-replaceable units, or FRUs) that the component in the indicated slot was changing state. It did not receive the expected acknowledgment.
<b>Type</b>	Error: An error occurred
<b>Severity</b>	error
<b>Action</b>	Contact your technical support representative.

## CHASSISD\_IPC\_CONNECTION\_DROPPED

---

<b>System Log Message</b>	Dropped IPC connection for <i>fru-name fru-slot</i>
<b>Description</b>	The chassis process (chassisd) dropped its interprocess communication (IPC) connection to the indicated component (field-replaceable unit, or FRU).
<b>Type</b>	Event: This message reports an event, not an error
<b>Severity</b>	warning

## CHASSISD\_IPC\_DAEMON\_WRITE\_ERROR

---

<b>System Log Message</b>	pipe_write failure for <i>connection-id</i> ; connection error: <i>error-message</i> (errno <i>error-code</i> )
---------------------------	---

<b>Description</b>	The chassis process (chassisd) could not write to a socket, because of the indicated error. The socket is for a connection to another process that runs on the Routing Engine and helps manage the chassis.
<b>Type</b>	Error: An error occurred
<b>Severity</b>	error
<b>Action</b>	Contact your technical support representative.

## CHASSISD\_IPC\_ERROR

---

<b>System Log Message</b>	<i>function-name: error-message</i>
<b>Description</b>	An error occurred when the chassis process (chassisd) received an interprocess communication (IPC) message.
<b>Type</b>	Error: An error occurred
<b>Severity</b>	error
<b>Action</b>	Contact your technical support representative.

## CHASSISD\_IPC\_FLUSH\_ERROR

---

<b>System Log Message</b>	<i>function-name: flush operation failed for fru-name fru-slot</i>
<b>Description</b>	The chassis process (chassisd) could not write to a socket that it was using to communicate with the indicated component (field-replaceable unit, or FRU).
<b>Type</b>	Error: An error occurred
<b>Severity</b>	warning
<b>Action</b>	Contact your technical support representative.

## CHASSISD\_IPC\_MSG\_DROPPED

---

<b>System Log Message</b>	Dropping message from connection queue: type = <i>message-type</i> , subtype = <i>message-subtype</i>
<b>Description</b>	The chassis process (chassisd) dropped an interprocess communication (IPC) message because the message queue had already reached maximum capacity.
<b>Type</b>	Error: An error occurred
<b>Severity</b>	error
<b>Cause</b>	The connection to a component (field-replaceable unit, or FRU) no longer exists, so the chassisd process cannot send all messages immediately as it usually does.
<b>Action</b>	Contact your technical support representative.



## CHASSISD\_IPC\_MSG\_ERROR

---

<b>System Log Message</b>	<i>function-name</i> : error code <i>error-code</i> , type <i>message-type</i> , subtype <i>message-subtype</i> , opcode <i>message-opcode</i>
<b>Description</b>	The chassis process (chassisd) detected an error in an interprocess communication (IPC) message with the indicated characteristics.
<b>Type</b>	Error: An error occurred
<b>Severity</b>	error
<b>Action</b>	Contact your technical support representative.

## CHASSISD\_IPC\_MSG\_FRU\_NOT\_FOUND

---

<b>System Log Message</b>	<i>function-name</i> : unable to locate FRU for message with type <i>message-type</i> , subtype <i>message-subtype</i> , opcode <i>message-opcode</i>
<b>Description</b>	The chassis process (chassisd) could not locate a component (field-replaceable unit, or FRU) to handle the interprocess communication (IPC) message with the indicated characteristics that it received. The message was ignored.
<b>Type</b>	Error: An error occurred
<b>Severity</b>	error
<b>Action</b>	Contact your technical support representative.

## CHASSISD\_IPC\_MSG\_QFULL\_ERROR

---

<b>System Log Message</b>	Dropping message from connection queue: type = <i>message-type</i> , subtype = <i>message-subtype</i>
<b>Description</b>	The chassis process (chassisd) had to discard a message because the queue of messages waiting for a connection was already full.
<b>Type</b>	Error: An error occurred
<b>Severity</b>	error

## CHASSISD\_IPC\_MSG\_UNHANDLED

---

<b>System Log Message</b>	<i>function-name</i> : unable to handle <i>fru-name</i> message with type <i>message-type</i> , subtype <i>message-subtype</i> , length <i>length</i> , opcode <i>message-opcode</i> , error <i>error-code</i>
<b>Description</b>	The chassis process (chassisd) received an interprocess communication (IPC) message about the indicated FRU. The message had the indicated characteristics. The chassisd process could not handle the message.
<b>Type</b>	Error: An error occurred
<b>Severity</b>	error
<b>Action</b>	Contact your technical support representative.

**CHASSISD\_IPC\_UNEXPECTED\_MSG**

---

<b>System Log Message</b>	<i>function-name</i> : invalid message received: <i>message</i> (message type <i>message-type</i> , subtype <i>message-subtype</i> )
<b>Description</b>	The chassis process (chassisd) received a unexpected message with the indicated characteristics.
<b>Type</b>	Error: An error occurred
<b>Severity</b>	error
<b>Action</b>	Contact your technical support representative.

**CHASSISD\_IPC\_UNEXPECTED\_RECV**

---

<b>System Log Message</b>	Received unexpected message from <i>connection-id</i> : type = <i>message-type</i> , subtype = <i>message-subtype</i>
<b>Description</b>	The chassis process (chassisd) received an unexpected message from a peer connection.
<b>Type</b>	Error: An error occurred
<b>Severity</b>	error

**CHASSISD\_IPC\_WRITE\_ERROR**

---

<b>System Log Message</b>	<i>function-name</i> : pipe_write failure for SCC connection with error <i>error-code</i> ( <i>error-message</i> )
<b>Description</b>	A line-card chassis in a routing matrix attempted to send data to the TX Matrix platform (switch-card chassis, or SCC) over a pipe. The attempt failed with the indicated error.
<b>Type</b>	Error: An error occurred
<b>Severity</b>	warning

**CHASSISD\_IPC\_WRITE\_ERR\_NO\_PIPE**

---

<b>System Log Message</b>	FRU has no connection pipe <i>function-name fru-name</i>
<b>Description</b>	The chassis process (chassisd) could not send a message to the indicated component (field-replaceable unit, or FRU) because the interprocess communication (IPC) pipe to the FRU no longer existed.
<b>Type</b>	Error: An error occurred
<b>Severity</b>	warning

**CHASSISD\_IPC\_WRITE\_ERR\_NULL\_ARGS**

---

<b>System Log Message</b>	FRU has no connection arguments <i>function-name fru-name</i>
---------------------------	---

**Description** The chassisd process (chassisd) could not send a message to the indicated component (field-replaceable unit, or FRU) because one or more required parameters had a null value.

**Type** Error: An error occurred

**Severity** warning

## CHASSISD\_ISSU\_BLOB\_ERROR

---

**System Log Message** *fru-name: error-message*

**Description** The chassisd process (chassisd) detected the indicated error while handling blobs (opaque information) for the indicated field replaceable unit (fru). The blobs are used by the fru to store state information across in service software upgrade(issu) reboot.

**Type** Error: An error occurred

**Severity** notice

## CHASSISD\_ISSU\_DAEMON\_ERROR

---

**System Log Message** Daemon [*process-name*] state: < *state* > error: < *error-message* >

**Description** The chassisd process (chassisd) encountered the indicated error in the indicated in service software upgrade (issu) state for the indicated daemon.

**Type** Error: An error occurred

**Severity** notice

## CHASSISD\_ISSU\_ERROR

---

**System Log Message** *action error-code(error-message)*

**Description** The chassisd process (chassisd) encountered the indicated error for the indicated in service software upgrade process (issu) action.

**Type** Error: An error occurred

**Severity** notice

## CHASSISD\_ISSU\_FRU\_ERROR

---

**System Log Message** *fru-name: state:[state] error-message*

**Description** The chassisd process (chassisd) encountered the indicated error during the in service software upgrade for the indicated field replaceable unit (fru).

**Type** Error: An error occurred

**Severity** notice

## CHASSISD\_ISSU\_FRU\_IPC\_ERROR

---

**System Log Message** *fru-name: state:[state] error:[message] reason:[error-message]*

<b>Description</b>	The chassisd process (chassisd) detected the indicated error for the indicated field replaceable unit (fru) during in service software upgrade (issu).
<b>Type</b>	Error: An error occurred
<b>Severity</b>	notice

## CHASSISD\_JTREE\_ERROR

---

<b>System Log Message</b>	jtree terminate operation returned <i>error-code</i>
<b>Description</b>	The chassis process (chassisd) received the indicated error when executing the JUNOS system call that terminates the jtree.
<b>Type</b>	Event: This message reports an event, not an error
<b>Severity</b>	warning

## CHASSISD\_LCC\_RELEASE\_MASTERSHIP

---

<b>System Log Message</b>	Backup Routing Engine became master, because JUNOS version of former master did not match SCC master
<b>Description</b>	The chassis process (chassisd) running on the master Routing Engine on a T640 routing node (line-card chassis, or LCC, in a routing matrix) relinquished mastership to the backup Routing Engine in the LCC.
<b>Type</b>	Event: This message reports an event, not an error
<b>Severity</b>	notice
<b>Cause</b>	The version of the JUNOS software on the master Routing Engine did not match the version on the TX Matrix platform's master Routing Engine. The version on the backup Routing Engine did match the TX Matrix platform.

## CHASSISD\_LOST\_MASTERSHIP

---

<b>System Log Message</b>	Routing Engine lost mastership; exiting
<b>Description</b>	The chassis process (chassisd) running on the master Routing Engine exited, because mastership switched to the other Routing Engine.
<b>Type</b>	Error: An error occurred
<b>Severity</b>	error
<b>Action</b>	Contact your technical support representative.

## CHASSISD\_MAC\_ADDRESS\_AE\_ERROR

---

<b>System Log Message</b>	chassisd MAC address allocation error for <i>aedevic-id</i>
<b>Description</b>	The chassis process (chassisd) could not obtain a media access control (MAC) address for the indicated aggregated Ethernet interface because of an internal error.
<b>Type</b>	Error: An error occurred

**Severity** error

### CHASSISD\_MAC\_ADDRESS\_CBP\_ERROR

---

**System Log Message** chassisd MAC address allocation error for CBP

**Description** The chassis process (chassisd) could not obtain a media access control (MAC) address for a customer backbone port because of an internal error.

**Type** Error: An error occurred

**Severity** error

### CHASSISD\_MAC\_ADDRESS\_ERROR

---

**System Log Message** chassisd MAC address allocation exceed error for FPC *fpc-slot*, PIC *pic-slot*, port *port*

**Description** The chassis process (chassisd) could not obtain a media access control (MAC) address for the indicated interface because of an internal error.

**Type** Error: An error occurred

**Severity** error

### CHASSISD\_MAC\_ADDRESS\_FABRIC\_ERR

---

**System Log Message** Unable to allocate MAC address for fabric interface *device-id*

**Description** The chassis process (chassisd) could not obtain a media access control (MAC) address for the indicated fabric interface because of an internal error.

**Type** Error: An error occurred

**Severity** error

### CHASSISD\_MAC\_ADDRESS\_IRB\_ERROR

---

**System Log Message** chassisd MAC address allocation error for IRB

**Description** The chassis process (chassisd) could not obtain a media access control (MAC) address for an integrated routing and bridging interface because of an internal error.

**Type** Error: An error occurred

**Severity** error

### CHASSISD\_MAC\_ADDRESS\_PIP\_ERROR

---

**System Log Message** chassisd MAC address allocation error for PIP

**Description** The chassis process (chassisd) could not obtain a media access control (MAC) address for a provider instance port because of an internal error.

**Type** Error: An error occurred

**Severity** error

**CHASSISD\_MAC\_ADDRESS\_VLAN\_ERROR**

---

<b>System Log Message</b>	chassisd MAC address allocation error for VLAN
<b>Description</b>	The chassis process (chassisd) could not obtain a media access control (MAC) address for a vlan interface because of an internal error.
<b>Type</b>	Error: An error occurred
<b>Severity</b>	error

**CHASSISD\_MAC\_DEFAULT**

---

<b>System Log Message</b>	Using default MAC address base
<b>Description</b>	The chassis process (chassisd) used the default base media access control (MAC) address.
<b>Type</b>	Event: This message reports an event, not an error
<b>Severity</b>	info

**CHASSISD\_MALLOC\_FAILURE**

---

<b>System Log Message</b>	<i>function-name</i> : chassisd malloc failed, aborting
<b>Description</b>	The chassis process (chassisd) could not allocate memory. The chassisd process tried to continue functioning, but the lack of memory usually causes the process to fail. An administrator needs to restart it at some point.
<b>Type</b>	Error: An error occurred
<b>Severity</b>	error
<b>Action</b>	Contact your technical support representative.

**CHASSISD\_MASTER\_PCG\_REMOVED**

---

<b>System Log Message</b>	Master PCG (slot <i>pcg-slot</i> ) removed; powering down Packet Forwarding Engine complex
<b>Description</b>	The master Packet Forwarding Engine Clock Generator (PCG) was removed. The PCG provides the system clock for all application-specific integrated circuits (ASICs) in the routing platform, so packet forwarding halts until the Packet Forwarding Engine is restarted and a PCG is functioning as master.
<b>Type</b>	Error: An error occurred
<b>Severity</b>	critical

**CHASSISD\_MASTER\_SCG\_REMOVED**

---

<b>System Log Message</b>	Master SCG (slot <i>fru-slot</i> ) removed; powering it down
---------------------------	--

<b>Description</b>	The master SONET Clock Generator (SCG) was removed. The SCG provides the clock for SONET/SDH interface timing, so those interfaces might drop packets and experience other errors until a new clock source is established.
<b>Type</b>	Error: An error occurred
<b>Severity</b>	critical

## CHASSISD\_MBUS\_ERROR

---

<b>System Log Message</b>	<i>fru-name fru-slot</i> : management bus failed sanity test
<b>Description</b>	Startup tests on the indicated FRU's management bus failed.
<b>Type</b>	Error: An error occurred
<b>Severity</b>	error
<b>Action</b>	Contact your technical support representative.

## CHASSISD\_MCHASSIS\_SWITCH\_WARNING

---

<b>System Log Message</b>	CB settings on <i>chassis-type old-index</i> changed: switch is now ' <i>value</i> ', chassis index is now <i>0xnew-index</i>
<b>Description</b>	A toggle switch on the back of the Control Board on each platform in a routing matrix is set to 'M' (multichassis) on the T640 routing nodes and to 'S' (single-chassis) on the TX Matrix platform. On a T640 routing node, the adjacent dial is set to the node's index number in the routing matrix (0 through 3); on the TX Matrix platform it is set to 0. The setting of the toggle switch, the dial, or both, changed to the indicated values on the indicated platform. The new settings take effect when the routing matrix next reboots.
<b>Type</b>	Event: This message reports an event, not an error
<b>Severity</b>	warning
<b>Action</b>	If the changes were accidental, return the toggle and dial to the correct settings before the next reboot. If the changes were intended, disconnect and move the cables on the TX Matrix platform Switch Interface Board (SIB) to the row that corresponds to the T640 routing node's new index number.

## CHASSISD\_MCS\_INTR\_ERROR

---

<b>System Log Message</b>	Received SIGUSR2 without any interrupts pending
<b>Description</b>	The chassis process (chassisd) received the indicated interrupt signal. The signal normally indicates that an event on the Miscellaneous Control Subsystem (MCS) requires servicing. However, the chassisd process did not find such an event pending. This error does not usually cause component failure.
<b>Type</b>	Error: An error occurred
<b>Severity</b>	error
<b>Action</b>	Contact your technical support representative.

**CHASSISD\_MGR\_CONNECT**

---

<b>System Log Message</b>	<i>function-name</i> evSelectFD: initial pipe create aborted (errno <i>error-code</i> )
<b>Description</b>	The chassis process (chassisd) could not to open a pipe for interprocess communication (IPC) to a component (field-replaceable unit, or FRU).
<b>Type</b>	Error: An error occurred
<b>Severity</b>	error
<b>Action</b>	Contact your technical support representative.

**CHASSISD\_MIC\_OFFLINE\_NOTICE**

---

<b>System Log Message</b>	Taking MIC <i>mic-slot</i> in FPC <i>fpc-slot</i> offline: <i>reason</i>
<b>Description</b>	The chassis process (chassisd) took the indicated MIC offline, for the indicated reason.
<b>Type</b>	Event: This message reports an event, not an error
<b>Severity</b>	notice

**CHASSISD\_MULTILINK\_BUNDLES\_ERROR**

---

<b>System Log Message</b>	Unable to set multilink Frame Relay UNI NNI bundles for PIC <i>pic-slot</i> in FPC <i>fpc-slot</i>
<b>Description</b>	The chassis process (chassisd) could not create multilink Frame Relay user-to-network interface and network-to-network interface (MLFR UNI NNI [FRF.16]) bundles for the indicated Physical Interface Card (PIC).
<b>Type</b>	Error: An error occurred
<b>Severity</b>	warning
<b>Action</b>	Contact your technical support representative.

**CHASSISD\_NO\_PCGS**

---

<b>System Log Message</b>	No PCG <i>status</i>
<b>Description</b>	The chassis process (chassisd) could not find an operational Packet Forwarding Engine Clock Generator (PCG). Packet forwarding is halted until a PCG becomes operational.
<b>Type</b>	Error: An error occurred
<b>Severity</b>	error
<b>Action</b>	Contact your technical support representative.

**CHASSISD\_NO\_SCGS**

---

<b>System Log Message</b>	No SCG <i>state</i>
---------------------------	---------------------



<b>Description</b>	The chassis process (chassisd) could not find an operational SONET Clock Generator (SCG). To continue functioning correctly, SONET/SDH interfaces that use an SCG as their clock source must find another source.
<b>Type</b>	Error: An error occurred
<b>Severity</b>	error
<b>Action</b>	Contact your technical support representative.

## CHASSISD\_OFFLINE\_NOTICE

---

<b>System Log Message</b>	Routing Engine offline: <i>message</i>
<b>Description</b>	The chassis process (chassisd) took the Routing Engine offline.
<b>Type</b>	Event: This message reports an event, not an error
<b>Severity</b>	critical

## CHASSISD\_OID\_GEN\_FAILED

---

<b>System Log Message</b>	Unable to generate OID: <i>oid (error-message)</i>
<b>Description</b>	The chassis process (chassisd) could not generate an object identifier (OID) for the indicated object.
<b>Type</b>	Error: An error occurred
<b>Severity</b>	error
<b>Action</b>	Contact your technical support representative.

## CHASSISD\_OVER\_TEMP\_CONDITION

---

<b>System Log Message</b>	Chassis temperature over <i>temperature</i> degrees C ( <i>message</i> ); routing platform will shutdown in <i>duration</i> seconds if condition persists
<b>Description</b>	The temperature of one or more components (field-replaceable units, or FRUs) exceeded the indicated temperature, which is the upper of two thresholds. The fans (and impellers, if applicable) were in the indicated state. If the temperature does not go below the threshold within four minutes after the chassis process (chassisd) detects this condition, the chassisd process shuts down the routing platform. When this message was logged, the indicated number of seconds remained before shutdown.
<b>Type</b>	Error: An error occurred
<b>Severity</b>	error
<b>Action</b>	Increase cooling in the area around the chassis.

## CHASSISD\_OVER\_TEMP\_SHUTDOWN\_TIME

---

<b>System Log Message</b>	Chassis temperature above <i>temperature</i> degrees C <i>description</i> (> <i>duration</i> seconds); powering down all FRUs
---------------------------	---

<b>Description</b>	The chassis process (chassisd) shut down the routing platform because the temperature of one or more components exceeded the indicated threshold temperature for the indicated amount of time. Continued operation at the excessive temperature could damage the routing platform.
<b>Type</b>	Error: An error occurred
<b>Severity</b>	critical
<b>Action</b>	Increase cooling in the area around the chassis.

## CHASSISD\_PARSE\_COMPLETE

---

<b>System Log Message</b>	Using new configuration
<b>Description</b>	The chassis process (chassisd) successfully parsed its configuration file.
<b>Type</b>	Event: This message reports an event, not an error
<b>Severity</b>	info

## CHASSISD\_PCI\_ERROR

---

<b>System Log Message</b>	<i>function-name: error-message</i>
<b>Description</b>	While performing an operation on the PCI bus, the chassis process (chassisd) encountered the indicated error.
<b>Type</b>	Error: An error occurred
<b>Severity</b>	error
<b>Cause</b>	A software or a hardware problem occurred.
<b>Action</b>	Contact your technical support representative.

## CHASSISD\_PEER\_UNCONNECTED

---

<b>System Log Message</b>	<i>function-name: peer not connected</i>
<b>Description</b>	The chassis process (chassisd) processed a packet for a peer with an invalid or missing connection.
<b>Type</b>	Event: This message reports an event, not an error
<b>Severity</b>	error
<b>Cause</b>	In most cases, this error is caused by peers transitioning up and down unexpectedly. The error is usually transient and nonfatal.

## CHASSISD\_PEM\_BREAKER\_TRIP

---

<b>System Log Message</b>	Circuit breaker tripped for power supply <i>pem-slot</i>
<b>Description</b>	The circuit breaker was tripped for the indicated power entry module (PEM).
<b>Type</b>	Event: This message reports an event, not an error

<b>Severity</b>	warning
<b>Action</b>	Turn on the affected PEM manually.

## CHASSISD\_PEM\_IMPROPER

---

<b>System Log Message</b>	Power supply <i>pem-slot</i> improper for platform
<b>Description</b>	Old PEM is not supported in this platform.
<b>Type</b>	Error: An error occurred
<b>Severity</b>	error
<b>Action</b>	Replace old PEM with proper newer PEM

## CHASSISD\_PEM\_INPUT\_BAD

---

<b>System Log Message</b>	<i>error-message</i> for power supply <i>pem-slot</i> (status bits: <i>0xstatus-code</i> ); check circuit breaker
<b>Description</b>	The chassis process (chassisd) detected the indicated error condition for the indicated power entry module (PEM).
<b>Type</b>	Event: This message reports an event, not an error
<b>Severity</b>	warning
<b>Action</b>	Check the status of the circuit breaker and the input connections.

## CHASSISD\_PEM\_NOT\_SUFFICIENT

---

<b>System Log Message</b>	Unable to power up FPC <i>fpc-slot</i> , because no three-input 240-A power supply is installed
<b>Description</b>	On the T1600 router, the T1600-FPC4 ES Flexible PIC Concentrator (FPC) requires that at least one three-input 240-A power supply be installed. The chassis process (chassisd) did not power on the T1600-FPC4 ES in the indicated slot because the required power supply is not installed.
<b>Type</b>	Error: An error occurred
<b>Severity</b>	error
<b>Action</b>	Install at least one three-input 240-A power supply.

## CHASSISD\_PEM\_OVERLOAD

---

<b>System Log Message</b>	Overload condition for power supply <i>pem-slot</i> (status bits: <i>0xstatus-code</i> );
<b>Description</b>	The indicated power entry module (PEM) reported an output voltage overload condition.
<b>Type</b>	Event: This message reports an event, not an error
<b>Severity</b>	warning

**Cause** There might have been excessive load on the PEM.

## CHASSISD\_PEM\_TEMPERATURE

---

**System Log Message** Temperature check bit set for power supply *pem-slot*; airflow might be inadequate

**Description** The chassis process (chassisd) detected that the 'temperature check bit' was set in the status bit mask for the indicated power entry module (PEM).

**Type** Event: This message reports an event, not an error

**Severity** warning

**Cause** The PEM might have exceeded its temperature threshold, possibly because the airflow through it was inadequate.

## CHASSISD\_PEM\_VOLTAGE

---

**System Log Message** Power supply *pem-slot* reports problem; check output voltage

**Description** The indicated power entry module (PEM) reported a problem with its output voltage.

**Type** Event: This message reports an event, not an error

**Severity** warning

**Cause** There might have been excessive load on the PEM.

## CHASSISD\_PIC\_CMD\_GIVEUP

---

**System Log Message** *function-name*: attempt *fpc-slot* to bring PIC *pic-slot* in FPC *count* online timed out; stopped trying

**Description** The chassis process (chassisd) tried the indicated number of times to bring the indicated Physical Interface Card (PIC) online, but stopped trying after all attempts failed.

**Type** Error: An error occurred

**Severity** error

**Action** Contact your technical support representative.

## CHASSISD\_PIC\_CMD\_TIMEOUT

---

**System Log Message** *function-name*: attempt to bring PIC *pic-slot* in FPC *fpc-slot* online timed out

**Description** The chassis process (chassisd) tried to bring the indicated Physical Interface Card (PIC) online. The attempt took longer than the standard time allotted for that operation.

**Type** Error: An error occurred

**Severity** error

**Action** Contact your technical support representative.

## CHASSISD\_PIC\_CONFIG\_ERROR

---

<b>System Log Message</b>	Unable to create interface devices during attachment of PIC <i>pic-slot</i> in FPC <i>fpc-slot</i> : graceful switchover not supported
<b>Description</b>	The chassis process (chassisd) did not create an interface device for the indicated Physical Interface Card (PIC), because graceful switchover was enabled but is not supported in combination with that PIC type. A PIC must have an interface device to come online, so it remained offline.
<b>Type</b>	Error: An error occurred
<b>Severity</b>	error
<b>Action</b>	Remove the PIC or upgrade the JUNOS software.

## CHASSISD\_PIC\_HWERROR

---

<b>System Log Message</b>	PIC <i>pic-slot</i> in FPC <i>fpc-slot</i> (PIC type <i>pic-type</i> , version <i>version</i> ) had hardware error
<b>Description</b>	The indicated Physical Interface Card (PIC) experienced a hardware error. The chassis process (chassisd) did not bring the PIC online.
<b>Type</b>	Event: This message reports an event, not an error
<b>Severity</b>	warning
<b>Action</b>	Contact your technical support representative.

## CHASSISD\_PIC\_OFFLINE\_NOTICE

---

<b>System Log Message</b>	Taking PIC <i>pic-slot</i> in FPC <i>fpc-slot</i> offline: <i>reason</i>
<b>Description</b>	The chassis process (chassisd) took the indicated Physical Interface Card (PIC) offline, for the indicated reason.
<b>Type</b>	Event: This message reports an event, not an error
<b>Severity</b>	notice

## CHASSISD\_PIC\_OID\_GEN\_FAILED

---

<b>System Log Message</b>	Unable to generate OID for PIC: <i>pic-name</i> ( <i>error-message</i> )
<b>Description</b>	The chassis process (chassisd) could not generate an object identifier (OID) for the indicated Physical Interface Card (PIC).
<b>Type</b>	Error: An error occurred
<b>Severity</b>	error
<b>Action</b>	Contact your technical support representative.

**CHASSISD\_PIC\_OID\_UNKNOWN**

---

<b>System Log Message</b>	Unable to find OID for PIC: <i>i2c-id</i>
<b>Description</b>	The chassis process (chassisd) could not determine the object identifier (OID) for the Physical Interface Card (PIC) with the indicated identifier.
<b>Type</b>	Error: An error occurred
<b>Severity</b>	error
<b>Action</b>	Contact your technical support representative.

**CHASSISD\_PIC\_RESET\_ON\_SWITCHOVER**

---

<b>System Log Message</b>	PIC <i>pic-slot</i> in FPC <i>fpc-slot</i> (type <i>pic-type</i> , version <i>version</i> ) will be reset on switchover
<b>Description</b>	The chassis process (chassisd) noted that the Physical Interface Card (PIC) with the indicated characteristics needs to be reset when a graceful switchover occurs.
<b>Type</b>	Event: This message reports an event, not an error
<b>Severity</b>	warning

**CHASSISD\_PIC\_SPEED\_INVALID**

---

<b>System Log Message</b>	Set speed for <i>so-fpc-slot/pic-slot/port</i> to <i>default-value</i> because configured value <i>current-value</i> is invalid
<b>Description</b>	The chassis process (chassisd) set the speed for the indicated Physical Interface Card (PIC) to the indicated value, because the configured value is either higher than the maximum valid value or lower than the minimum valid value.
<b>Type</b>	Error: An error occurred
<b>Severity</b>	error
<b>Action</b>	Reconfigure the PIC with a valid speed.

**CHASSISD\_PIC\_VERSION\_ERROR**

---

<b>System Log Message</b>	Hardware version ( <i>pic-slot</i> ) of PIC <i>fpc-slot</i> in FPC <i>pic-type</i> (PIC type <i>version</i> ) is not supported
<b>Description</b>	The chassis process (chassisd) did not bring the indicated Physical Interface Card (PIC) online, because its hardware version is not supported.
<b>Type</b>	Error: An error occurred
<b>Severity</b>	warning
<b>Cause</b>	The PIC requires a hardware upgrade.
<b>Action</b>	Contact your technical support representative.

## CHASSISD\_PIDFILE\_OPEN

---

<b>System Log Message</b>	Unable to open PID file ' <i>filename</i> ': errno <i>error-code</i>
<b>Description</b>	The chassis process (chassisd) could not open the file where it stores its process ID (PID).
<b>Type</b>	Error: An error occurred
<b>Severity</b>	error
<b>Cause</b>	The chassisd process might have detected that another chassisd process was running and tried to read the file so that it could use the PID recorded there when terminating the other process.

## CHASSISD\_PIPE\_WRITE\_ERROR

---

<b>System Log Message</b>	Pipe write error: <i>error-message</i>
<b>Description</b>	The chassis process (chassisd) experienced a fatal error while writing to a pipe.
<b>Type</b>	Error: An error occurred
<b>Severity</b>	error
<b>Cause</b>	There was no reader for the pipe.

## CHASSISD\_POWER\_CHECK

---

<b>System Log Message</b>	<i>fru-name fru-slot</i> not powering up
<b>Description</b>	The chassis process (chassisd) could not power up the indicated component (field-replaceable unit, or FRU), because the FRU did not respond.
<b>Type</b>	Error: An error occurred
<b>Severity</b>	error

## CHASSISD\_POWER\_EVENT

---

<b>System Log Message</b>	Unable to turn off power to <i>fru-name fru-slot</i> ; a stand-alone test jumper might be installed
<b>Description</b>	The chassis process (chassisd) could not turn off power to the indicated component (field-replaceable unit, or FRU).
<b>Type</b>	Event: This message reports an event, not an error
<b>Severity</b>	warning
<b>Cause</b>	A common reason is that a standalone test jumper is installed.

## CHASSISD\_POWER\_RATINGS\_EXCEEDED

---

<b>System Log Message</b>	PIM/module in slot <i>fru-slot</i> left offline to avoid exceeding chassis power ratings
---------------------------	--

<b>Description</b>	The chassis process (chassisd) did not bring online the component (field-replaceable unit, or FRU) in the indicated slot, because doing so causes the total power demand of components in the chassis to exceed the chassis' power ratings. On a J-series Services Router, the component is a Physical Interface Module (PIM) or other module that installs in a PIM slot.
<b>Type</b>	Error: An error occurred
<b>Severity</b>	error

## CHASSISD\_PSD\_RELEASE\_MASTERSHIP

---

<b>System Log Message</b>	Backup Routing Engine became master, because JUNOS version of former master did not match RSD master
<b>Description</b>	The chassis process (chassisd) running on the master Routing Engine on a System-Domain routing node relinquished mastership to the backup Routing Engine in the PSD.
<b>Type</b>	Event: This message reports an event, not an error
<b>Severity</b>	notice
<b>Cause</b>	The version of the JUNOS software on the master Routing Engine did not match the version on the RSD platform's master Routing Engine. The version on the backup Routing Engine did match the RSD platform.

## CHASSISD\_PSU\_ERROR

---

<b>System Log Message</b>	<i>error-message</i> power supply <i>pem-slot</i> (status bits: <i>0xstatus-code</i> ); status failure
<b>Description</b>	The chassis process (chassisd) detected the indicated error condition for the indicated power supply unit (PSU).
<b>Type</b>	Event: This message reports an event, not an error
<b>Severity</b>	warning

## CHASSISD\_PSU\_FAN\_FAIL

---

<b>System Log Message</b>	Fan Fail for power supply <i>pem-slot</i>
<b>Description</b>	PSU Fan fail bit is set in the status for the indicated power supply unit (PSU).
<b>Type</b>	Error: An error occurred
<b>Severity</b>	warning

## CHASSISD\_PSU\_INPUT\_BAD

---

<b>System Log Message</b>	<i>error-message</i> power supply <i>pem-slot</i> (status bits: <i>0xstatus-code</i> ); Input failure
<b>Description</b>	The chassis process (chassisd) detected the input voltage/warning fault condition for the indicated power supply unit (PSU).
<b>Type</b>	Event: This message reports an event, not an error



<b>Severity</b>	warning
<b>Action</b>	Check the status of the input connections.

## CHASSISD\_PSU\_OVERLOAD

---

<b>System Log Message</b>	Overload condition for power supply <i>pem-slot</i> (status bits: <i>0xstatus-code</i> );
<b>Description</b>	The indicated power supply unit (PSU) reported an output voltage overload condition.
<b>Type</b>	Event: This message reports an event, not an error
<b>Severity</b>	warning
<b>Cause</b>	There might have been excessive load on the PSU.

## CHASSISD\_PSU\_TEMPERATURE

---

<b>System Log Message</b>	Temperature check bit set for power supply <i>pem-slot</i> ; airflow might be inadequate
<b>Description</b>	The chassis process (chassisd) detected that the 'temperature check bit' was set in the status bit mask for the indicated power supply unit (PSU).
<b>Type</b>	Event: This message reports an event, not an error
<b>Severity</b>	warning
<b>Cause</b>	The PSU might have exceeded its temperature threshold, possibly because the airflow through it was inadequate.

## CHASSISD\_PSU\_VOLTAGE

---

<b>System Log Message</b>	Power supply <i>pem-slot</i> reports problem; check output voltage
<b>Description</b>	The indicated power supply unit (PSU) reported a problem with its output voltage.
<b>Type</b>	Event: This message reports an event, not an error
<b>Severity</b>	warning
<b>Cause</b>	There might have been excessive load on the PSU.

## CHASSISD\_RANGE\_CHECK

---

<b>System Log Message</b>	<i>function-name</i> : '0xvalue' is invalid value for <i>object-name</i> (out of range)
<b>Description</b>	The indicated value was outside the valid range of values for the indicated object.
<b>Type</b>	Error: An error occurred
<b>Severity</b>	error
<b>Action</b>	Contact your technical support representative.

**CHASSISD\_RECONNECT\_SUCCESSFUL**

---

<b>System Log Message</b>	Successfully reconnected on soft restart
<b>Description</b>	The chassis process (chassisd) successfully reconnected with each Packet Forwarding Engine after a soft restart.
<b>Type</b>	Event: This message reports an event, not an error
<b>Severity</b>	notice

**CHASSISD\_RELEASE\_MASTERSHIP**

---

<b>System Log Message</b>	Release mastership notification
<b>Description</b>	The chassis process (chassisd) running on the master Routing Engine received a request to release mastership.
<b>Type</b>	Event: This message reports an event, not an error
<b>Severity</b>	info
<b>Cause</b>	The Routing Engine was probably rebooting and graceful Routing Engine switchover is configured.

**CHASSISD\_RE\_INIT\_INVALID\_RE\_SLOT**

---

<b>System Log Message</b>	re_init: re <i>routing-engine-slot</i> , out of range
<b>Description</b>	The chassis process (chassisd) could not initialize a Routing Engine because the slot number specified for it was invalid.
<b>Type</b>	Error: An error occurred
<b>Severity</b>	error

**CHASSISD\_RE\_OVER\_TEMP\_CONDITION**

---

<b>System Log Message</b>	Routing Engine <i>routing-engine-slot</i> temperature ( <i>temperature</i> C) over <i>threshold</i> degrees C
<b>Description</b>	The temperature of the indicated Routing Engine exceeded the indicated temperature, which is the upper of two thresholds.
<b>Type</b>	Error: An error occurred
<b>Severity</b>	error
<b>Action</b>	Increase cooling in the area around the chassis.

**CHASSISD\_RE\_OVER\_TEMP\_SHUTDOWN**

---

<b>System Log Message</b>	Routing Engine <i>routing-engine-slot</i> temperature above <i>threshold</i> degrees C for too long; <i>action</i>
---------------------------	--

<b>Description</b>	The chassis process (chassisd) performed the indicated action because the temperature of the indicated Routing Engine exceeded the maximum threshold for more than four minutes. Continued operation at the excessive temperature could damage routing platform components.
<b>Type</b>	Error: An error occurred
<b>Severity</b>	critical
<b>Action</b>	Increase cooling in the area around the chassis.

## CHASSISD\_RE\_OVER\_TEMP\_WARNING

---

<b>System Log Message</b>	Routing Engine <i>routing-engine-slot</i> temperature ( <i>temperature</i> C) over <i>threshold</i> degrees C, <i>component</i> will shutdown in <i>duration</i> seconds if condition persists
<b>Description</b>	The temperature of the indicated Routing Engine exceeded the indicated temperature, which is the upper of two thresholds. If the temperature does not go below the threshold within four minutes after the chassis process (chassisd) detects this condition, the chassisd process shuts down the indicated component. When this message was logged, the indicated number of seconds remained before shutdown.
<b>Type</b>	Error: An error occurred
<b>Severity</b>	error
<b>Action</b>	Increase cooling in the area around the chassis.

## CHASSISD\_RE\_WARM\_TEMP\_CONDITION

---

<b>System Log Message</b>	Routing Engine <i>routing-engine-slot</i> temperature ( <i>temperature</i> C) is above warm temperature limit ( <i>threshold</i> C)
<b>Description</b>	The temperature of the indicated Routing Engine exceeded the indicated temperature, which is the lower of two thresholds.
<b>Type</b>	Event: This message reports an event, not an error
<b>Severity</b>	error
<b>Action</b>	Increase cooling in the area around the chassis.

## CHASSISD\_ROOT\_MOUNT\_ERROR

---

<b>System Log Message</b>	Unable to determine the mount point for root directory: <i>error-message</i>
<b>Description</b>	The chassis process (chassisd) could not determine the mount point for the root file system.
<b>Type</b>	Error: An error occurred
<b>Severity</b>	error

## CHASSISD\_RTS\_SEQ\_ERROR

---

<b>System Log Message</b>	ifmsg sequence gap <i>expected-value</i> - <i>received-value</i>
---------------------------	--

<b>Description</b>	The chassis process (chassisd) received a routing socket message out of order.
<b>Type</b>	Event: This message reports an event, not an error
<b>Severity</b>	warning
<b>Cause</b>	A routing socket message was lost because of excessive load or lack of memory.

## CHASSISD\_SBOARD\_VERSION\_MISMATCH

---

<b>System Log Message</b>	Version mismatch: chassisd message version <i>expected-value fru-name</i> message version <i>received-value</i> local IPC version <i>local-ipc-version</i> remote IPC version <i>remote-ipc-version</i>
<b>Description</b>	The chassis process (chassisd) verifies that it supports the revision level or version of a component (field-replaceable unit, or FRU). The revision level for the indicated FRU was unsupported or otherwise invalid.
<b>Type</b>	Error: An error occurred
<b>Severity</b>	error
<b>Cause</b>	Either a previous software upgrade did not complete successfully, or the chassisd process or FRU did not restart after a successful software upgrade.
<b>Action</b>	Upgrade the software and reboot the routing platform.

## CHASSISD\_SENSOR\_RANGE\_NOTICE

---

<b>System Log Message</b>	<i>fru-name fru-slot</i> temperature is <i>temperature</i> degrees C, which is outside operating range
<b>Description</b>	The temperature sensor on the indicated component (field-replaceable unit, or FRU) reported the indicated temperature, which is outside the acceptable operating range.
<b>Type</b>	Event: This message reports an event, not an error
<b>Severity</b>	warning
<b>Cause</b>	Some sensors generate erroneous readings when a FRU starts up. When this happens, the chassis process (chassisd) rereads the sensor at a later time.

## CHASSISD\_SERIAL\_ID

---

<b>System Log Message</b>	Serial ID read error: <i>error-code -- error-message</i>
<b>Description</b>	The chassis process (chassisd) could not obtain the Routing Engine's serial number from the kernel because of the indicated error.
<b>Type</b>	Error: An error occurred
<b>Severity</b>	warning

## CHASSISD\_SFM\_MODE\_ERROR

---

<b>System Log Message</b>	<i>function-name: error-message</i>
---------------------------	-------------------------------------

<b>Description</b>	The chassis process could not configure a requested operational mode for a Switching and Forwarding Module (SFM), for the indicated reason.
<b>Type</b>	Error: An error occurred
<b>Severity</b>	info
<b>Cause</b>	Possible reasons include (a) the requested mode is available only with certain versions of an application-specific integrated circuit (ASIC) (b) not all SFMs are online as required by the requested mode (c) cross-connect mode cannot be configured if an OC-192c Physical Interface Card (PIC) is installed.

### CHASSISD\_SFM\_NOT\_ONLINE

---

<b>System Log Message</b>	<i>function-name</i> : SFM <i>sfm-slot</i> not online
<b>Description</b>	The indicated Switching and Forwarding Module (SFM) was offline.
<b>Type</b>	Error: An error occurred
<b>Severity</b>	error
<b>Action</b>	Contact your technical support representative.

### CHASSISD\_SHUTDOWN\_NOTICE

---

<b>System Log Message</b>	Shutdown reason: <i>reason</i>
<b>Description</b>	Although the chassis process (chassisd) normally does not exit or shut down except when the Routing Engine reboots, it shut down for the indicated reason.
<b>Type</b>	Event: This message reports an event, not an error
<b>Severity</b>	warning

### CHASSISD\_SIB\_INVALID\_SLOT

---

<b>System Log Message</b>	<i>fru-name</i> in invalid slot <i>slot</i>
<b>Description</b>	The chassis process (chassisd) detected the presence of the switch interface board (SIB) in an invalid slot. The SIB remains offline.
<b>Type</b>	Error: An error occurred
<b>Severity</b>	error
<b>Action</b>	Contact your technical support representative.

### CHASSISD\_SIGPIPE

---

<b>System Log Message</b>	SIGPIPE received
<b>Description</b>	The chassis process (chassisd) received a signal indicating that its attempt to write to a pipe failed because the reader (which could be another process or thread) did not exist.
<b>Type</b>	Event: This message reports an event, not an error

<b>Severity</b>	error
<b>Cause</b>	The entity at the other end of the pipe exited or closed the connection.

## CHASSISD\_SMB\_ERROR

---

<b>System Log Message</b>	smb_read: fpga download not complete: val <i>return-value</i> , <i>action</i>
<b>Description</b>	The system management bus (SMB) could not download field-programmable gate array (FPGA) information and returned the indicated status code. The chassis process (chassisd) took the indicated action.
<b>Type</b>	Error: An error occurred
<b>Severity</b>	error

## CHASSISD\_SMB\_INVALID\_PS

---

<b>System Log Message</b>	<i>function-name</i> : invalid power supply status code (0x <i>status-code</i> )
<b>Description</b>	The chassis process (chassisd) could not set the status (enabled or disabled) for a power supply, because it received the indicated power supply status code, which is invalid.
<b>Type</b>	Error: An error occurred
<b>Severity</b>	critical
<b>Action</b>	Contact your technical support representative.

## CHASSISD\_SMB\_IOCTL\_FAILURE

---

<b>System Log Message</b>	<i>function-name</i> : 'operation' ioctl failed on system management bus (address 0x <i>memory-address</i> , cmd 0x <i>command</i> )
<b>Description</b>	The indicated ioctl() operation failed at the indicated address on the system management bus (SMB).
<b>Type</b>	Error: An error occurred
<b>Severity</b>	critical
<b>Action</b>	Contact your technical support representative.

## CHASSISD\_SMB\_READ\_FAILURE

---

<b>System Log Message</b>	<i>function-name</i> : read() failed on system management bus (address 0x <i>memory-address</i> )
<b>Description</b>	A read() operation failed at the indicated address on the system management bus (SMB).
<b>Type</b>	Error: An error occurred
<b>Severity</b>	critical
<b>Action</b>	Contact your technical support representative.

**CHASSISD\_SNMP\_TRAP1**


---

<b>System Log Message</b>	SNMP trap generated: <i>trap (argument1 value1)</i>
<b>Description</b>	The chassisd process (chassisd) generated the indicated simple network management protocol (snmp) trap with the indicated value.
<b>Type</b>	Event: This message reports an event, not an error
<b>Severity</b>	notice

**CHASSISD\_SNMP\_TRAP10**


---

<b>System Log Message</b>	SNMP trap generated: <i>trap (argument1 value1, argument2 value2, argument3 value3, argument4 value4, argument5 value5, argument6 value6, argument7 value7, argument8 value8, argument9 value9, argument10 value10)</i>
<b>Description</b>	The chassis process (chassisd) generated a Simple Network Management Protocol (SNMP) trap with the ten indicated argument-value pairs.
<b>Type</b>	Event: This message reports an event, not an error
<b>Severity</b>	notice

**CHASSISD\_SNMP\_TRAP6**


---

<b>System Log Message</b>	SNMP trap generated: <i>trap (argument1 value1, argument2 value2, argument3 value3, argument4 value4, argument5 value5, argument6 value6)</i>
<b>Description</b>	The chassis process (chassisd) generated a Simple Network Management Protocol (SNMP) trap with the six indicated argument-value pairs.
<b>Type</b>	Event: This message reports an event, not an error
<b>Severity</b>	notice

**CHASSISD\_SNMP\_TRAP7**


---

<b>System Log Message</b>	SNMP trap generated: <i>trap (argument1 value1, argument2 value2, argument3 value3, argument4 value4, argument5 value5, argument6 value6, argument7 value7)</i>
<b>Description</b>	The chassis process (chassisd) generated a Simple Network Management Protocol (SNMP) trap with the seven indicated argument-value pairs.
<b>Type</b>	Event: This message reports an event, not an error
<b>Severity</b>	notice

**CHASSISD\_SPMB\_RESTART**


---

<b>System Log Message</b>	SPMB <i>slot</i> restarted
<b>Description</b>	The indicated Switch Processor Mezzanine Board (SPMB) restarted.
<b>Type</b>	Event: This message reports an event, not an error

**Severity** info

## CHASSISD\_SPMB\_RESTART\_TIMEOUT

---

**System Log Message** Attempt *count* to restart SPMB *slot* timed out; *action*

**Description** The chassis process (chassisd) tried the indicated number of times to bring the indicated Switch Processor Mezzanine Board (SPMB) online. The chassisd process performed the indicated action as a result of the failure.

**Type** Event: This message reports an event, not an error

**Severity** error

## CHASSISD\_SSB\_FAILOVERS

---

**System Log Message** *fru-name* failover occurred *count* times

**Description** The indicated packet-switching component or control board failed over to a redundant neighbor the indicated number of times, which exceeds the maximum limit.

**Type** Event: This message reports an event, not an error

**Severity** warning

**Cause** There is probably a system error.

**Action** Contact your technical support representative.

## CHASSISD\_STANDALONE\_FPC\_NOTICE

---

**System Log Message** chassisd running in standalone FPC mode *mode*

**Description** The chassis process (chassisd) was running in the indicated standalone Flexible PIC Concentrator (FPC) mode. This message was logged in case the administrator wants it to run in a different mode.

**Type** Event: This message reports an event, not an error

**Severity** warning

## CHASSISD\_SYSCTL\_ERROR

---

**System Log Message** *function-name: sysctl-error* error from *sysctl-function-name: error-message* (errno *error-code*)

**Description** The chassis process (chassisd) received the indicated error from the indicated sysctl() operation.

**Type** Error: An error occurred

**Severity** error

## CHASSISD\_TEMP\_HOT\_NOTICE

---

**System Log Message** *fru-name* temperature of *temperature* degrees C is above limit (*threshold* degrees)



<b>Description</b>	The temperature of the chassis, or of the indicated component (field-replaceable unit, or FRU), exceeded the lower of two thresholds. The chassis process (chassisd) increased the speed of all functioning fans (and impellers, if applicable) to full speed. If the temperature did not decrease below the threshold within 4 minutes after this message was logged, the chassisd process shut down the routing platform.
<b>Type</b>	Event: This message reports an event, not an error
<b>Severity</b>	error
<b>Action</b>	Increase cooling in the area around the chassis.

## CHASSISD\_TEMP\_SENSOR\_FAILURE

---

<b>System Log Message</b>	<i>function-name</i> : unable to read temperature sensor for <i>fru-name</i>
<b>Description</b>	The temperature sensor for the indicated component (field-replaceable unit, or FRU) either did not respond to a request from the chassis process (chassisd) for a temperature reading or sent a value that is outside the normal operating range.
<b>Type</b>	Error: An error occurred
<b>Severity</b>	error
<b>Action</b>	Contact your technical support representative.

## CHASSISD\_TERM\_SIGNAL

---

<b>System Log Message</b>	Received SIGTERM request, shutting down
<b>Description</b>	The chassis process (chassisd) received the SIGTERM signal, indicating that it should terminate. It began the procedure for clean shutdown and exit, but possibly restarted automatically after exiting.
<b>Type</b>	Event: This message reports an event, not an error
<b>Severity</b>	info

## CHASSISD\_TIMER\_CLR\_ERR

---

<b>System Log Message</b>	<i>function-name</i> : <i>message</i>
<b>Description</b>	The chassis process (chassisd) could not clear the state of the timer it had set to track the timeout period for an event.
<b>Type</b>	Error: An error occurred
<b>Severity</b>	error

## CHASSISD\_TIMER\_ERR

---

<b>System Log Message</b>	Unable to schedule timeout for <i>description</i>
<b>Description</b>	The chassis process (chassisd) could not start a timer to track the timeout period for the indicated event. The seriousness of this error depends on the event.
<b>Type</b>	Error: An error occurred

<b>Severity</b>	error
<b>Action</b>	Contact your technical support representative.

## CHASSISD\_TIMER\_VAL\_ERR

---

<b>System Log Message</b>	Null timer ID
<b>Description</b>	The chassis process (chassisd) started a timer to track the timeout period for an event. The timer returned a null identifier, so the chassisd process could not clear the timer.
<b>Type</b>	Error: An error occurred
<b>Severity</b>	error

## CHASSISD\_UNEXPECTED\_EXIT

---

<b>System Log Message</b>	evMainLoop returned <i>return-value</i> (errno <i>error-code</i> )
<b>Description</b>	The chassis process (chassisd) exited unexpectedly and reported the indicated error.
<b>Type</b>	Error: An error occurred
<b>Severity</b>	error

## CHASSISD\_UNEXPECTED\_VALUE

---

<b>System Log Message</b>	<i>function-name</i> : 'value' is invalid value for <i>object-name</i>
<b>Description</b>	The indicated value was specified for the indicated object in a message received by the chassis process (chassisd). The value is invalid for that type of object.
<b>Type</b>	Error: An error occurred
<b>Severity</b>	warning
<b>Action</b>	Contact your technical support representative.

## CHASSISD\_UNSUPPORTED\_FPC

---

<b>System Log Message</b>	FPC with I2C ID of 0xi2c-id is not supported
<b>Description</b>	A Flexible PIC Concentrator (FPC) of the indicated type was installed in the routing platform. The software does not support that FPC type on this platform.
<b>Type</b>	Error: An error occurred
<b>Severity</b>	error
<b>Action</b>	Contact your technical support representative.

## CHASSISD\_UNSUPPORTED\_MODEL

---

<b>System Log Message</b>	Model <i>model</i> unsupported with this version of chassisd
---------------------------	--

<b>Description</b>	The version of the chassis process (chassisd) software that is installed on the routing platform does not support this type of chassis.
<b>Type</b>	Error: An error occurred
<b>Severity</b>	warning
<b>Action</b>	Contact your technical support representative.

## CHASSISD\_UNSUPPORTED\_PIC

---

<b>System Log Message</b>	PIC <i>pic-slot</i> in FPC <i>fpc-slot</i> (type <i>pic-type</i> , version <i>version</i> ) is not supported
<b>Description</b>	The indicated Physical Interface Card (PIC) is either not supported on this routing platform or is not supported by the installed version of the chassis process (chassisd) software. The chassisd process did not bring the PIC online.
<b>Type</b>	Error: An error occurred
<b>Severity</b>	warning
<b>Action</b>	Contact your technical support representative.

## CHASSISD\_UNSUPPORTED\_PIC\_MODE

---

<b>System Log Message</b>	Application mode <i>mode</i> is not supported for PIC <i>pic-slot</i> in FPC <i>fpc-slot</i>
<b>Description</b>	The indicated Physical Interface Card (PIC) does not support the indicated application mode configured for it.
<b>Type</b>	Event: This message reports an event, not an error
<b>Severity</b>	warning
<b>Action</b>	Check which application modes are supported for the PIC.

## CHASSISD\_UNSUPPORTED\_SIB

---

<b>System Log Message</b>	SIB with assembly ID <i>assembly-id</i> is not supported
<b>Description</b>	The chassis process (chassisd) detected the presence of a new Switch Interface Board (SIB) with the indicated assembly ID. The SIB remains offline, because it is not a supported type.
<b>Type</b>	Error: An error occurred
<b>Severity</b>	error
<b>Action</b>	Contact your technical support representative.

## CHASSISD\_VERSION\_MISMATCH

---

<b>System Log Message</b>	Version mismatch: chassisd message version <i>expected-value fru-name fru-slot</i> message version <i>received-value</i> local IPC version <i>local-ipc-version</i> remote IPC version <i>remote-ipc-version</i>
---------------------------	--

<b>Description</b>	As a component (field-replaceable unit, or FRU) comes online, the chassis process (chassisd) verifies that the FRU's revision level or version is supported. The revision level of the indicated FRU was unsupported or otherwise invalid.
<b>Type</b>	Error: An error occurred
<b>Severity</b>	error
<b>Cause</b>	Either a previous software upgrade did not complete successfully, or the chassisd process or FRU did not restart after a successful software upgrade.
<b>Action</b>	Upgrade the software and reboot the routing platform.

### CHASSISD\_VOLTAGE\_READ\_FAILED

---

<b>System Log Message</b>	Unable to read voltage from <i>fru-name</i> (group <i>group-id</i> , address <i>address</i> , channel <i>voltage-channel</i> )
<b>Description</b>	The chassis process (chassisd) could not read voltage data from the indicated component (field-replaceable unit, or FRU).
<b>Type</b>	Error: An error occurred
<b>Severity</b>	error
<b>Action</b>	Contact your technical support representative.

### CHASSISD\_VOLTAGE\_SENSOR\_INIT

---

<b>System Log Message</b>	Unable to initialize voltage sensor for <i>fru-name</i> (group <i>group-id</i> , address <i>address</i> )
<b>Description</b>	The chassis process (chassisd) could not initialize the voltage sensor for the indicated component (field-replaceable unit, for FRU).
<b>Type</b>	Error: An error occurred
<b>Severity</b>	error
<b>Action</b>	Contact your technical support representative.

## Chapter 17

# CONTENT System Log Messages

This chapter describes messages with the CONTENT prefix. They are generated by the content filtering process (contentd).

### CONTENT\_FILTERING\_BLOCKED

---

<b>System Log Message</b>	Content Filtering: <i>argument (profile-name)</i> from <i>source-address</i> is <i>action</i> due to <i>reason</i>
<b>Description</b>	The transaction is blocked due to content filtering setting
<b>Type</b>	Event: This message reports an event, not an error
<b>Severity</b>	info
<b>Cause</b>	The transaction is in content filtering's block list
<b>Action</b>	Check the transaction to make sure it is not a false positive

### CONTENT\_FILTERING\_BLOCKED\_MT

---

<b>System Log Message</b>	Content Filtering: <i>argument (profile-name)</i> from <i>source-address</i> is <i>action</i> due to <i>reason</i>
<b>Description</b>	The transaction is blocked due to content filtering setting
<b>Type</b>	Event: This message reports an event, not an error
<b>Severity</b>	info
<b>Cause</b>	The transaction is in content filtering's block list
<b>Action</b>	Check the transaction to make sure it is not a false positive



## Chapter 18

# COSD System Log Messages

This chapter describes messages with the COSD prefix. They are generated by the class-of-service (CoS) process (cosd), which enables the routing platform to provide different levels of service to applications based on packet classifications.

### COSD\_AGGR\_CONFIG\_INVALID

---

<b>System Log Message</b>	Error: Cannot have config <i>error-message interface-name</i>
<b>Description</b>	The class-of-service (CoS) process (cosd) did not apply the config on this interface because it was not valid in this case
<b>Type</b>	Error: An error occurred
<b>Severity</b>	error
<b>Cause</b>	One possible cause is if any Class-of-Service is configured on an interface which is a part of an aggregated interface
<b>Action</b>	Remove/change the config from/on the interface.

### COSD\_CHASSIS\_SCHED\_MAP\_INVALID

---

<b>System Log Message</b>	Chassis scheduler map incorrectly applied to interface <i>interface-name: error-message</i>
<b>Description</b>	The class-of-service (CoS) process (cosd) did not apply a chassis scheduler map to the indicated interface, because the configuration used to apply the scheduler map was invalid.
<b>Type</b>	Error: An error occurred
<b>Severity</b>	error
<b>Cause</b>	One possible cause is that the chassis scheduler map is applied to a specific interface. For most interface types, a scheduler map must be applied to all interfaces on the Physical Interface Card (PIC); therefore, a wildcard must be used to specify the interfaces. One exception to this rule is the Gigabit Ethernet IQ PIC.
<b>Action</b>	Correct the configuration used to apply the chassis scheduler map to the interface.

### COSD\_CLASSIFIER\_NO\_SUPPORT\_LSI

---

<b>System Log Message</b>	Cannot support classifier type <i>classifier-type</i> on lsi interface <i>interface-name</i>
---------------------------	--

<b>Description</b>	The Differentiated Services code point (DSCP) classifier and the 802.1p classifier are only supported on I-Chip based Flexible PIC Concentrators (FPCs).
<b>Type</b>	Error: An error occurred
<b>Severity</b>	error
<b>Action</b>	Remove the DSCP or the 802.1p classifier configuration from the routing-instance

## COSD\_CONF\_OPEN\_FAILURE

---

<b>System Log Message</b>	Unable to open: <i>filename</i> , using default CoS forwarding classes, do 'commit full' in cli to avoid this message
<b>Description</b>	The class-of-service (CoS) process (cosd) could not read configuration data.
<b>Type</b>	Error: An error occurred
<b>Severity</b>	error
<b>Cause</b>	All of the following: mgd -l fails after upgrade (cosd.conf does not exist and is not created because of the mgd -l failure), the first commit is 'commit' and not 'commit full' (cosd.conf will not commit is 'commit' and not 'commit full' (cosd.conf will not automatically be created), [class-of-service forwarding-classes] does not exist (the file cosd.conf will not get exported with plain 'commit')
<b>Action</b>	Do a 'commit full'

## COSD\_DB\_OPEN\_FAILED

---

<b>System Log Message</b>	Unable to open configuration database: <i>error-message</i>
<b>Description</b>	The class-of-service (CoS) process (cosd) could not read configuration data for the indicated reason.
<b>Type</b>	Error: An error occurred
<b>Severity</b>	error
<b>Cause</b>	An internal software failure occurred.
<b>Action</b>	Contact your technical support representative.

## COSD\_EXACT\_RATE\_UNSUPP\_INTERFACE

---

<b>System Log Message</b>	Unable to apply scheduler map <i>scheduler-map</i> to interface <i>interface-name</i> because it does not support exact-rate transmission
<b>Description</b>	The class-of-service (CoS) process (cosd) did not apply the indicated scheduler map to the indicated interface, because a scheduler named in the scheduler map specifies exact transmission rate. The interface is housed on a type of Physical Interface Card (PIC) that does not support exact transmission rate, such as an IQ2 PIC. In terms of configuration, the 'exact' statement is included in the scheduler definition at the [edit class-of-service schedulers < scheduler-name > transmit-rate (< rate >   percent < percentage >)] hierarchy level. The scheduler is included in the scheduler map that is applied to the interface.



<b>Type</b>	Error: An error occurred
<b>Severity</b>	error
<b>Action</b>	Remove the 'exact' statement from the scheduler in the scheduler map applied to the interface.

## COSD\_EXACT\_RATE\_UNSUPP\_SESSION

<b>System Log Message</b>	Unable to apply CoS to L2TP session <i>session-id</i> , because scheduler map <i>scheduler-map</i> specifies exact rate transmission
<b>Description</b>	The class-of-service (CoS) process (cosd) did not apply CoS settings to the indicated Layer 2 Tunneling Protocol (L2TP) session, because the scheduler map specified by the RADIUS server for the session is configured for exact transmission rate. Exact transmission rate is not supported for L2TP sessions on the type of Physical Interface Card (PIC) that houses the interface, such as an IQ2 PIC. In terms of configuration, the 'exact' statement is included in a scheduler definition at the [edit class-of-service schedulers < scheduler-name > transmit-rate ( < rate >   percent < percentage > )] hierarchy level. The scheduler is included in a scheduler map that is associated with a traffic control profile. The traffic control profile is named by an attribute in the RADIUS server's configuration file, which makes the profile apply to the session.
<b>Type</b>	Error: An error occurred
<b>Severity</b>	error
<b>Action</b>	Remove the 'exact' statement from the scheduler in the scheduler map applied to the session.

## COSD\_FRAGMENTATION\_MAP\_CONFLICT

<b>System Log Message</b>	Interface <i>compression-device</i> matches wildcard <i>wildcard-interface-name</i> , but fragmentation map <i>fragmentation-map</i> was not applied because interface is compression device for link interface <i>link-interface-name</i>
<b>Description</b>	The indicated fragmentation map is normally applied to interfaces that match the indicated wildcard. The class-of-service (CoS) process (cosd) did not apply the fragmentation map to the indicated interface, even though it matches the wildcard, because the interface is acting as a compression device for the indicated link interface.
<b>Type</b>	Error: An error occurred
<b>Severity</b>	warning
<b>Action</b>	Correct the configuration of the fragmentation map.

## COSD\_HIGH\_PRIO\_QUEUES\_INTERFACE

<b>System Log Message</b>	Unable to apply scheduler map <i>scheduler-map</i> to interface <i>interface-name</i> , because multiple schedulers in map have "high," "medium-high," or "strict-high" priority
<b>Description</b>	The class-of-service (CoS) process (cosd) did not apply the indicated scheduler map to the indicated interface, because the map includes more than one scheduler that has high, medium-high, or strict-high priority. For interfaces that are housed by certain Physical Interface Cards (PICs), such as an IQ2 PIC, the scheduler map can

include only one scheduler that specifies one of those three priority levels. In terms of configuration, the 'priority' statement at the [edit class-of-service schedulers < scheduler-name >] hierarchy level has the value 'high, ' 'medium-high, ' or 'strict-high' for more than one of the schedulers in the map.

<b>Type</b>	Error: An error occurred
<b>Severity</b>	error
<b>Action</b>	Correct the configuration so that the scheduler map includes only one scheduler with high, medium-high, or strict-high priority.

## **COSD\_HIGH\_PRIO\_QUEUES\_SESSION**

<b>System Log Message</b>	Unable to apply CoS to L2TP session <i>session-id</i> , because multiple schedulers in scheduler map <i>scheduler-map</i> have "high," "medium-high," or "strict-high" priority
<b>Description</b>	The class-of-service (CoS) process (cosd) did not apply CoS settings to the indicated Layer 2 Tunneling Protocol (L2TP) session, because the scheduler map specified by the RADIUS server for the session includes more than one scheduler that has high, medium-high, or strict-high priority. For interfaces that are housed by certain Physical Interface Cards (PICs), such as an IQ2 PIC, the scheduler map can include only one scheduler that specifies one of those three priority levels. In terms of configuration, the 'priority' statement at the [edit class-of-service schedulers < scheduler-name >] hierarchy level has the value 'high, ' 'medium-high, ' or 'strict-high' for more than one of the schedulers in the map. The map is associated with a traffic control profile that is named by an attribute in the RADIUS server's configuration file, which makes the profile apply to the session.
<b>Type</b>	Error: An error occurred
<b>Severity</b>	error
<b>Action</b>	Correct the configuration so that the scheduler map includes only one scheduler with high, medium-high, or strict-high priority.

## **COSD\_HWDB\_OPEN\_FAILED**

<b>System Log Message</b>	Unable to open chassis hardware database: <i>error-message</i>
<b>Description</b>	The class-of-service (CoS) process (cosd) encountered the indicated error while opening the chassis hardware database.
<b>Type</b>	Error: An error occurred
<b>Severity</b>	error
<b>Cause</b>	An internal software failure occurred.
<b>Action</b>	Contact your technical support representative.

## **COSD\_IFD\_OUTPUT\_SHAPING\_RATE\_ERR**

<b>System Log Message</b>	Traffic shaping not supported on interface device <i>interface-name</i>
---------------------------	---

<b>Description</b>	The class-of-service (CoS) process (cosd) did not apply the shaping rate that is configured for the indicated interface.
<b>Type</b>	Error: An error occurred
<b>Severity</b>	error
<b>Cause</b>	Shaping rate is valid only for interfaces housed by IQ and IQ2 Physical Interface Cards (PICs), and the interface is on a different type of PIC.
<b>Action</b>	Remove the shaping rate configuration from the interface.

### **COSD\_IFD\_SHAPER\_ERR**

---

<b>System Log Message</b>	port shaper not allowed on interface <i>interface-name</i>
<b>Description</b>	The non-queuing dense port concentrators (DPCs) did not support the specified shaping rate.
<b>Type</b>	Error: An error occurred
<b>Severity</b>	error
<b>Cause</b>	The port shaper was not supported on the non-queuing DPCs.
<b>Action</b>	Remove the shaping rate configuration from the interface.

### **COSD\_INTERFACE\_NO\_MEDIA**

---

<b>System Log Message</b>	Unable to obtain media information for interface <i>interface-name</i>
<b>Description</b>	The message sent by the kernel for the indicated interface did not include required media information.
<b>Type</b>	Error: An error occurred
<b>Severity</b>	error
<b>Cause</b>	An internal software failure occurred.
<b>Action</b>	Contact your technical support representative.

### **COSD\_L2TP\_COS\_NOT\_CONFIGURED**

---

<b>System Log Message</b>	Unable to apply CoS to L2TP session <i>session-id</i> because session-aware CoS is not enabled for interface <i>interface-name</i>
<b>Description</b>	The class-of-service (CoS) process (cosd) did not apply CoS settings to the indicated Layer 2 Tunneling Protocol (L2TP) session on the indicated interface, because the interface is not configured to support session-aware CoS for L2TP. In terms of configuration, the 'per-session-scheduler' statement is not included at the [edit interfaces <interface-name> unit <logical-unit-number>] hierarchy level.
<b>Type</b>	Error: An error occurred
<b>Severity</b>	error

**Action** Include the 'per-session-scheduler' statement in the configuration for the interface.

## **COSD\_L2TP\_COS\_NOT\_SUPPORTED**

---

**System Log Message** Unable to apply CoS to L2TP session *session-id* on interface *interface-name*: it does not support CoS

**Description** The class-of-service (CoS) process (cosd) did not apply CoS settings to the indicated Layer 2 Tunneling Protocol (L2TP) session on the indicated interface. The interface is configured to support session-aware CoS for L2TP, but is not on a Physical Interface Card (PIC) that supports that feature, such as an IQ2 PIC. In terms of configuration, the 'per-session-scheduler' statement is included at the [edit interfaces < interface-name > unit < logical-unit-number > ] hierarchy level.

**Type** Error: An error occurred

**Severity** error

**Action** Determine whether the interface is on an PIC that supports session-aware CoS; if not, remove the 'per-session-scheduler' statement.

## **COSD\_L2TP\_SHAPING\_NOT\_CONFIGURED**

---

**System Log Message** Unable to apply CoS to L2TP session *session-id* because session-aware shaping is not enabled for interface *interface-name*

**Description** The class-of-service (CoS) process (cosd) did not apply CoS settings to the indicated Layer 2 Tunneling Protocol (L2TP) session on the indicated interface, because session-aware traffic shaping for L2TP is not configured on the Physical Interface Card (PIC) that houses the interface. In terms of configuration, the 'session-shaping' statement is not included at the [edit chassis fpc < slot-number > pic < pic-number > traffic-manager mode] hierarchy level.

**Type** Error: An error occurred

**Severity** error

**Action** Include the 'session-shaping' statement in the configuration for the PIC.

## **COSD\_LARGE\_DELAY\_BUFFER\_INVALID**

---

**System Log Message** Error for interface *interface-name* *error-message*

**Description** The class-of-service (CoS) process (cosd) did not apply the large delay buffer setting that is configured for the indicated interface.

**Type** Error: An error occurred

**Severity** error

**Cause** The interface is not housed on one of the Physical Interface Card (PIC) types that supports large delay buffer.

**Action** Remove the large delay buffer configuration from the interface.

## COSD\_MALLOC\_FAILED

---

<b>System Log Message</b>	malloc failed: <i>error-message</i>
<b>Description</b>	The class-of-service (CoS) process (cosd) could not dynamically allocate memory, for the indicated reason.
<b>Type</b>	Error: An error occurred
<b>Severity</b>	error
<b>Cause</b>	A software bug caused a memory leak, or the Routing Engine did not have sufficient memory.
<b>Action</b>	Contact your technical support representative.

## COSD\_MPLS\_DSCP\_CLASS\_NO\_SUPPORT

---

<b>System Log Message</b>	Cannot support MPLS DSCP classifier on ifl <i>interface-name</i>
<b>Description</b>	The MPLS Differentiated Services code point (DSCP) classifier is only supported on I-Chip based Flexible PIC Concentrators (FPCs). It is not supported on Q2 PICs.
<b>Type</b>	Error: An error occurred
<b>Severity</b>	error
<b>Action</b>	Remove the MPLS DSCP classifier configuration from the logical interface.

## COSD\_MULTILINK\_CLASS\_CONFLICT

---

<b>System Log Message</b>	Fragmentation map <i>fragmentation-map</i> for wildcard <i>wildcard-interface-name</i> specified multilink class <i>class-name</i> for queue <i>queue-number</i> on interface <i>interface-name</i> , which exceeds configured limit of <i>limit</i>
<b>Description</b>	The indicated fragmentation map is normally applied to interfaces that match the indicated wildcard, and specifies the indicated multilink class setting for queues on those interfaces. The class-of-service (CoS) process (cosd) did not apply the fragmentation map to the indicated interface, even though it matches the wildcard, because the setting in the map exceeds the indicated class limit, which is configured on the interface itself.
<b>Type</b>	Error: An error occurred
<b>Severity</b>	warning
<b>Action</b>	Correct the configuration so that the multilink class setting in the fragmentation map does not exceed the class limit for the interface.

## COSD\_RATE\_LIMIT\_INVALID

---

<b>System Log Message</b>	Unable to apply scheduler map <i>scheduler-map</i> to interface <i>interface-name</i> because it does not support either configured number of rate limiting queues or rate limited queue priority or rate limited queues and buffer size
---------------------------	--

<b>Description</b>	The class-of-service (CoS) process (cosd) did not apply the indicated scheduler map to the indicated interface, because the number of rate limited queues in the scheduler map exceeded the limit supported by this interface or the priority is not supported. The interface is housed in a type of Physical Interface Card (PIC) that does not support the number of configured rate limited queues or the priority is not supported. In terms of configuration, the 'rate-limit' statement is included in the scheduler definition at the [edit class-of-service schedulers < scheduler-name > transmit-rate < rate >   percent < percentage > ] hierarchy level. The scheduler is included in the scheduler map applied to the interface.
<b>Type</b>	Error: An error occurred
<b>Severity</b>	error
<b>Action</b>	Either limit the number of rate-limited schedulers in this scheduler map to the allowed maximum for this PIC and interface type or check the allowed priority for rate-limited queues

## COSD\_RATE\_LIMIT\_NOT\_SUPPORTED

---

<b>System Log Message</b>	Unable to apply scheduler map <i>scheduler-map</i> to interface <i>interface-name</i> because it does not support rate limiting
<b>Description</b>	The class-of-service (CoS) process (cosd) did not apply the indicated scheduler map to the indicated interface, because a scheduler named in the scheduler map is configured for rate limiting. The interface is housed in a type of Physical Interface Card (PIC) that does not support rate limiting. In terms of configuration, the 'rate-limit' statement is included in the scheduler definition at the [edit class-of-service schedulers < scheduler-name > transmit-rate < rate >   percent < percentage > ] hierarchy level. The scheduler is included in the scheduler map applied to the interface.
<b>Type</b>	Error: An error occurred
<b>Severity</b>	error
<b>Action</b>	Remove the 'rate-limit' statement from the scheduler in the scheduler map applied to the interface.

## COSD\_REWRITE\_RULE\_LIMIT\_EXCEEDED

---

<b>System Log Message</b>	Number of rewrite rules applied to interface <i>interface-name</i> exceeds limit ( <i>maximum-value</i> )
<b>Description</b>	The class-of-service (CoS) process (cosd) determined that the number of rewrite rules applied to the indicated interface exceeds the indicated limit for the interface. In terms of configuration, too many rewrite rules are included at the [edit class-of-service interfaces < interface-name > unit < logical-unit-number > rewrite-rules] hierarchy level.
<b>Type</b>	Error: An error occurred
<b>Severity</b>	error
<b>Action</b>	Remove rewrite rules from the configuration for the interface.

## COSD\_SCHEDULER\_MAP\_CONFLICT

---

<b>System Log Message</b>	Forwarding classes " <i>first-forwarding-class</i> " and " <i>second-forwarding-class</i> " in scheduler map <i>scheduler-map</i> both map to queue <i>queue-number</i>
<b>Description</b>	Both of the indicated forwarding classes, which are defined in the indicated scheduler map, map to the same indicated queue. The double mapping is invalid.
<b>Type</b>	Error: An error occurred
<b>Severity</b>	error
<b>Action</b>	Map only one forwarding class to the queue.

## COSD\_STREAM\_IFD\_CREATE\_FAILURE

---

<b>System Log Message</b>	Unable to create special master interface device for <i>interface-name</i>
<b>Description</b>	The class-of-service (CoS) process (cosd) could not create the indicated internal interface device, which it needs for application of a chassis scheduler map.
<b>Type</b>	Error: An error occurred
<b>Severity</b>	error
<b>Cause</b>	An internal software failure occurred.
<b>Action</b>	Contact your technical support representative.

## COSD\_TIMER\_ERROR

---

<b>System Log Message</b>	Unable to set retry timer for rtsock write operation: <i>error-message</i>
<b>Description</b>	The class-of-service (CoS) process (cosd) used a routine from the rtsock library to write to the kernel, but the kernel did not accept the request. The cosd process could not set the retry timer for the request, for the indicated reason.
<b>Type</b>	Error: An error occurred
<b>Severity</b>	error
<b>Cause</b>	An internal software failure occurred.
<b>Action</b>	Contact your technical support representative.

## COSD\_TRICOLOR\_NOT\_SUPPORTED

---

<b>System Log Message</b>	Unable to apply scheduler <i>scheduler-map</i> to interface <i>interface-name</i> , because it does not support tricolor marking
<b>Description</b>	The class-of-service (CoS) process (cosd) did not apply the indicated scheduler map to the indicated interface, because a scheduler included in the map specifies a packet loss priority (PLP) that is supported only with tricolor marking (TCM). The interface does not support TCM, either because TCM is not enabled or the interface is on a router that does not support TCM. In terms of configuration, the value 'medium-high'

or 'medium-low' is specified for the 'loss-priority' statement in a scheduler definition at the [edit class-of-service schedulers < scheduler-name > drop-profile-map] hierarchy level. The scheduler is included in the scheduler map applied to the interface, but the 'tri-color' statement is either not included at the [edit class-of-service] hierarchy level, or is not supported.

<b>Type</b>	Error: An error occurred
<b>Severity</b>	error
<b>Action</b>	Change the value of the 'loss-priority' statement in the scheduler or include the 'tri-color' statement to enable TCM on the router.

## **COSD\_TX\_QUEUE\_RATES\_TOO\_HIGH**

---

<b>System Log Message</b>	Unable to apply scheduler map <i>scheduler-map</i> to interface <i>interface-name</i> : sum of scheduler transmission rates exceeds interface shaping or transmission rate
<b>Description</b>	The class-of-service (CoS) process (cosd) did not apply the indicated scheduler map to the indicated interface, because the sum of the queue transmission rates defined in the schedulers in the scheduler map exceeds the shaping or transmission rate for the interface. In terms of configuration, the 'transmit-rate' statement is specified for each scheduler at the [edit class-of-service schedulers < scheduler-name > ] hierarchy level. The sum of the configured transmission rates exceeds the transmission or shaping rate of the interface.
<b>Type</b>	Error: An error occurred
<b>Severity</b>	error
<b>Action</b>	Decrease the value of one or more 'transmit-rate' statements so that the sum is less than the interface transmission or shaping rate.

## **COSD\_UNKNOWN\_CLASSIFIER**

---

<b>System Log Message</b>	classifier type <i>classifier-type</i> is invalid
<b>Description</b>	The class-of-service (CoS) process (cosd) did not recognize the indicated classifier type from the rtsock library.
<b>Type</b>	Error: An error occurred
<b>Severity</b>	warning
<b>Cause</b>	An internal software failure occurred.
<b>Action</b>	Contact your technical support representative.

## **COSD\_UNKNOWN\_REWRITE**

---

<b>System Log Message</b>	rtsock rewrite type <i>type</i> is invalid
<b>Description</b>	The class-of-service (CoS) process (cosd) did not recognize the indicated rewrite type from the rtsock library.
<b>Type</b>	Error: An error occurred



- Severity** warning
- Cause** An internal software failure occurred.
- Action** Contact your technical support representative.

**COSD\_UNKNOWN\_TRANSLATION\_TABLE**

---

- System Log Message** rtsock translation table type *translation-table-type* is invalid
- Description** The class-of-service (CoS) process (cosd) did not recognize the indicated translation table type from the rtsock library.
- Type** Error: An error occurred
- Severity** warning
- Cause** An internal software failure occurred.
- Action** Contact your technical support representative.



## Chapter 19

# DCD System Log Messages

This chapter describes messages with the DCD prefix. They are generated by the interface process (dcd), which controls the physical interface devices and logical interfaces in the routing platform.

### DCD\_MALLOC\_FAILED\_INIT

---

<b>System Log Message</b>	Memory allocation failed during initialization for configuration load
<b>Description</b>	The interface process (dcd) could not dynamically allocate memory in preparation for loading a configuration.
<b>Type</b>	Error: An error occurred
<b>Severity</b>	error
<b>Cause</b>	A software bug caused a memory leak, or the routing platform had insufficient memory.
<b>Action</b>	Contact your technical support representative.

### DCD\_PARSE\_EMERGENCY

---

<b>System Log Message</b>	dcd_config: errors while parsing configuration file
<b>Description</b>	The interface process (dcd) encountered an unhandled internal state while parsing the configuration database.
<b>Type</b>	Error: An error occurred
<b>Severity</b>	error
<b>Cause</b>	There might be a bug in the dcd process' parser.
<b>Action</b>	Contact your technical support representative.

### DCD\_PARSE\_ERROR\_CLOCK

---

<b>System Log Message</b>	PIC housing interface <i>interface-name</i> does not support clocking as configured
<b>Description</b>	The 'clocking' statement is included at the [edit interfaces] hierarchy level for the indicated interface, but is not supported by the 10-Gigabit Ethernet IQ2 Physical Interface Card (PIC).

<b>Type</b>	Error: An error occurred
<b>Severity</b>	warning
<b>Action</b>	Remove the 'clocking' statement from the configuration for the interface.

## DCD\_PARSE\_ERROR\_HIER\_SCHEDULER

---

<b>System Log Message</b>	<i>interface-name</i> : PIC or encapsulation type does not support 'hierarchical-scheduler' statement
<b>Description</b>	The 'hierarchical-scheduler' statement is included at the [edit interfaces] hierarchy level for the indicated interface, but is not supported either by the PIC or the configured type of encapsulation.
<b>Type</b>	Error: An error occurred
<b>Severity</b>	warning
<b>Action</b>	Remove the 'hierarchical-scheduler' statement from the configuration for the interface.

## DCD\_PARSE\_ERROR\_IFLSET

---

<b>System Log Message</b>	Interface <i>interface-name</i> does not support 'interface-set' statement
<b>Description</b>	The 'interface-set' statement is included at the [edit interfaces] hierarchy level for the indicated interface, but is not supported by the interface.
<b>Type</b>	Error: An error occurred
<b>Severity</b>	warning
<b>Action</b>	Remove the 'interface-set' statement from the configuration for the interface.

## DCD\_PARSE\_ERROR\_SCHEDULER

---

<b>System Log Message</b>	<i>interface-name</i> : PIC or encapsulation type does not support 'per-unit-scheduler' or 'shared-scheduler' statement
<b>Description</b>	The 'per-unit-scheduler' or 'shared-scheduler' statement is included at the [edit interfaces] hierarchy level for the indicated interface, but is not supported either by the PIC or the configured type of encapsulation.
<b>Type</b>	Error: An error occurred
<b>Severity</b>	warning
<b>Action</b>	Remove the 'per-unit-scheduler' or 'shared-scheduler' statement from the configuration for the interface.

## DCD\_PARSE\_ERROR\_SCHEDULER\_LIMIT

---

<b>System Log Message</b>	<i>interface-name</i> : exceeds the allowed limit ( <i>maximum-value</i> ) of 'per-unit-scheduler' interface statement for PIC = <i>pic-slot</i> on FPC = <i>fpc-slot</i>
<b>Description</b>	The 'per-unit-scheduler' statement is enabled on more interfaces than what this PIC would support.

<b>Type</b>	Error: An error occurred
<b>Severity</b>	warning
<b>Action</b>	Remove the 'per-unit-scheduler' statement from the configuration for the interface.

## DCD\_PARSE\_ERROR\_VLAN\_TAGGING

---

<b>System Log Message</b>	<i>interface-name</i> : PIC type does not support flexible-vlan-tagging statement
<b>Description</b>	The 'flexible-vlan-tagging' statement is included at the [edit interfaces] hierarchy level for the indicated interface, but is not supported by the Physical Interface Card (PIC) that houses the interface.
<b>Type</b>	Error: An error occurred
<b>Severity</b>	warning
<b>Action</b>	Remove the 'flexible-vlan-tagging' statement from the configuration for the interface.

## DCD\_PARSE\_MINI\_EMERGENCY

---

<b>System Log Message</b>	dcd_mini_config: errors while parsing configuration overlay
<b>Description</b>	The interface process (dcd) encountered an unhandled internal state during interface parsing.
<b>Type</b>	Error: An error occurred
<b>Severity</b>	error
<b>Cause</b>	There might be a bug in the dcd process' parser.
<b>Action</b>	Contact your technical support representative.

## DCD\_PARSE\_STATE\_EMERGENCY

---

<b>System Log Message</b>	An unhandled state was encountered during interface parsing
<b>Description</b>	The interface process (dcd) encountered an unhandled internal state during interface parsing.
<b>Type</b>	Error: An error occurred
<b>Severity</b>	emergency
<b>Cause</b>	There might be a bug in the dcd process' parser.
<b>Action</b>	Contact your technical support representative.



## Chapter 20

# DFCD System Log Messages

This chapter describes messages with the DFCD prefix. They are generated by the dynamic flow control process (dfcd), which monitors packet flows using dynamically alterable filtering criteria.

### DFCD\_FTAP\_PIC\_UNSUPPORTED

---

<b>System Log Message</b>	PIC housing interface <i>interface-name</i> does not support flow-tap service
<b>Description</b>	The Physical Interface Card (PIC) that houses the indicated interface does not support flow-tap service.
<b>Type</b>	Error: An error occurred
<b>Severity</b>	error

### DFCD\_GENCFG\_MALLOC\_FAILED

---

<b>System Log Message</b>	GENCFG mem alloc failed !!!
<b>Description</b>	The dynamic flow capture process (dfcd) could not allocate memory for gencfg message.
<b>Type</b>	Error: An error occurred
<b>Severity</b>	error

### DFCD\_GENCFG\_WRITE\_FAILED

---

<b>System Log Message</b>	GENCFG write failed for Reason: <i>error-message (error-code)</i>
<b>Description</b>	The dynamic flow capture process (dfcd) could not send gencfg message, for the indicated reason.
<b>Type</b>	Error: An error occurred
<b>Severity</b>	error

### DFCD\_LINH\_MALLOC\_FAILED

---

<b>System Log Message</b>	GENCFG mem alloc failed !!!
<b>Description</b>	The dynamic flow capture process (dfcd) could not allocate memory for linh message.
<b>Type</b>	Error: An error occurred

**Severity** error

### DFCD\_LI\_NEXT\_HOP\_ADD\_FAILED

---

**System Log Message** Unable to add li next hop for subscriber interface: *error-message (error-code)*

**Description** The dynamic flow capture process (dfcd) could not add a subscriber li next hop, for the indicated reason.

**Type** Error: An error occurred

**Severity** error

### DFCD\_NEXT\_HOP\_ADD\_FAILED

---

**System Log Message** Unable to add service next hop: *error-message (error-code)*

**Description** The dynamic flow capture process (dfcd) could not add a service next hop, for the indicated reason.

**Type** Error: An error occurred

**Severity** error

### DFCD\_NEXT\_HOP\_DELETE\_FAILED

---

**System Log Message** Unable to delete service next hop: *error-message (error-code)*

**Description** The dynamic flow capture process (dfcd) could not delete a service next hop, for the indicated reason.

**Type** Error: An error occurred

**Severity** error

### DFCD\_SAMPLE\_CLASS\_ADD\_FAILED

---

**System Log Message** Unable to add sample class: *error-message (error-code)*

**Description** The dynamic flow capture process (dfcd) could not add a sample class, for the indicated reason.

**Type** Error: An error occurred

**Severity** error

### DFCD\_SAMPLE\_CLASS\_DELETE\_FAILED

---

**System Log Message** Unable to delete sample class: *error-message (error-code)*

**Description** The dynamic flow capture process (dfcd) could not delete a sample class, for the indicated reason.

**Type** Error: An error occurred

**Severity** error



## Chapter 21

# DFWD System Log Messages

This chapter describes messages with the DFWD prefix. They are generated by the firewall process (dfwd), which manages compilation and downloading of JUNOS firewall filters.

### DFWD\_CONFIG\_FW\_UNSUPPORTED

---

<b>System Log Message</b>	Referenced filter ' <i>filter-name</i> ' <i>argument2</i> can not be used as <i>argument3</i> <i>argument4</i> not supported on <i>argument5</i>
<b>Description</b>	DFWD detected a filter match condition or action from user's firewall configuration that is not supported.
<b>Type</b>	Error: An error occurred
<b>Severity</b>	error
<b>Cause</b>	User configured a firewall filter with an unsupported item.
<b>Action</b>	Avoid using unsupported filter condition/action

### DFWD\_MALLOC\_FAILED\_INIT

---

<b>System Log Message</b>	Memory allocation failed during initialization for configuration load
<b>Description</b>	The firewall process (dfwd) could not dynamically allocate memory in preparation for loading a configuration.
<b>Type</b>	Error: An error occurred
<b>Severity</b>	error
<b>Cause</b>	A software bug caused a memory leak, or the routing platform had insufficient memory.
<b>Action</b>	Contact your technical support representative.

### DFWD\_PARSE\_FILTER\_EMERGENCY

---

<b>System Log Message</b>	dfwd encountered errors while parsing filter index file
<b>Description</b>	The firewall process (dfwd) encountered an unhandled internal state while parsing a filter index file.

<b>Type</b>	Error: An error occurred
<b>Severity</b>	error
<b>Cause</b>	There might be a bug in the parser.
<b>Action</b>	Contact your technical support representative.

## DFWD\_PARSE\_STATE\_EMERGENCY

---

<b>System Log Message</b>	dfwd encountered unhandled state while parsing interface
<b>Description</b>	The firewall process (dfwd) encountered an unhandled internal state while parsing an interface.
<b>Type</b>	Error: An error occurred
<b>Severity</b>	emergency
<b>Cause</b>	There might be a bug in the parser.
<b>Action</b>	Contact your technical support representative.

## DFWD\_POLICER\_LIMIT\_EXCEEDED

---

<b>System Log Message</b>	Number of interface policers configured is exceeding maximum allowed <i>total-count</i> .
<b>Description</b>	The firewall process (dfwd) detected that number of interface policers configured is exceeding maximum allowed.
<b>Type</b>	Error: An error occurred
<b>Severity</b>	error
<b>Action</b>	Reduce the number of interface policers to within allowed limit.

## Chapter 22

# DHCPD System Log Messages

This chapter describes messages with the DHCPD prefix. They are generated by the Dynamic Host Configuration Protocol (DHCP) server process (dhcpcd) for J Series Services Routers, which automatically allocates network IP addresses and delivers configuration settings to client hosts in a Transmission Control Protocol (TCP)/IP network.

### DHCPD\_BIND\_FAILURE

---

<b>System Log Message</b>	bind() to port <i>port</i> failed: <i>error-message</i>
<b>Description</b>	The Dynamic Host Configuration Protocol server process (dhcpcd) received the indicated error when it tried to bind a socket to the indicated local port.
<b>Type</b>	Error: An error occurred
<b>Severity</b>	error
<b>Action</b>	Contact your technical support representative.

### DHCPD\_DEGRADED\_MODE

---

<b>System Log Message</b>	Running in degraded mode because of <i>reason</i> : <i>error-message</i>
<b>Description</b>	The Dynamic Host Configuration Protocol server process (dhcpcd) began running in degraded mode because the indicated unrecoverable error occurred.
<b>Type</b>	Error: An error occurred
<b>Severity</b>	error
<b>Cause</b>	There might be a problem with the lease cache directory used to store persistent lease information.
<b>Action</b>	Contact your technical support representative.

### DHCPD\_MEMORY\_ALLOCATION\_FAILURE

---

<b>System Log Message</b>	Unable to allocate memory for <i>object-name</i> : <i>error-message</i>
<b>Description</b>	The Dynamic Host Configuration Protocol server process (dhcpcd) could not allocate memory from the heap for the indicated object.
<b>Type</b>	Error: An error occurred

<b>Severity</b>	error
<b>Action</b>	Contact your technical support representative.

## DHCPD\_OVERLAY\_CONFIG\_FAILURE

---

<b>System Log Message</b>	Unable to open overlay configuration: <i>error-message</i>
<b>Description</b>	The Dynamic Host Configuration Protocol server process (dhcpcd) could not open an overlay configuration file for parsing.
<b>Type</b>	Error: An error occurred
<b>Severity</b>	error
<b>Action</b>	Contact your technical support representative.

## DHCPD\_OVERLAY\_PARSE\_FAILURE

---

<b>System Log Message</b>	Unable to parse overlay configuration because of <i>count</i> syntax errors
<b>Description</b>	The Dynamic Host Configuration Protocol server process (dhcpcd) could not parse its overlay configuration because the configuration contained the indicated number of syntax errors.
<b>Type</b>	Error: An error occurred
<b>Severity</b>	error
<b>Cause</b>	An internal software failure occurred.
<b>Action</b>	Contact your technical support representative.

## DHCPD\_RECVMSG\_FAILURE

---

<b>System Log Message</b>	Exiting due to too many recvmsg() failures
<b>Description</b>	The Dynamic Host Configuration Protocol server process (dhcpcd) could not receive data from the network, which it needs to do during normal operation.
<b>Type</b>	Error: An error occurred
<b>Severity</b>	error
<b>Action</b>	Contact your technical support representative.

## DHCPD\_RTsock\_FAILURE

---

<b>System Log Message</b>	Error with rtsock: <i>error-message</i>
<b>Description</b>	The Dynamic Host Configuration Protocol server process (dhcpcd) experienced the indicated error with a routing socket.
<b>Type</b>	Error: An error occurred
<b>Severity</b>	info

- Cause** An internal software failure occurred.
- Action** Contact your technical support representative.

## DHCPD\_SENDSMSG\_FAILURE

---

- System Log Message** sendmsg() from *source-address* to port *destination-port* at *destination-address* via interface *interface-name* and routing instance *routing-instance* failed: *error-message*
- Description** The Dynamic Host Configuration Protocol server process (dhcpcd) could not send data from the indicated source (address, interface, and routing instance) to the indicated destination (port and address), which it needs to do during normal operation.
- Type** Error: An error occurred
- Severity** error
- Action** Contact your technical support representative.

## DHCPD\_SENDSMSG\_NOINT\_FAILURE

---

- System Log Message** sendmsg() from *source-address* to port *destination-port* at *destination-address* via routing instance *routing-instance* failed: *error-message*
- Description** The Dynamic Host Configuration Protocol server process (dhcpcd) could not send data from the indicated source (address and routing instance) to the indicated destination (port and address), which it needs to do during normal operation.
- Type** Error: An error occurred
- Severity** error
- Action** Contact your technical support representative.

## DHCPD\_SETSOCKOPT\_FAILURE

---

- System Log Message** setsockopt(*socket-option*) failed: *error-message*
- Description** The Dynamic Host Configuration Protocol server process (dhcpcd) could not set the indicated socket option.
- Type** Error: An error occurred
- Severity** error
- Action** Contact your technical support representative.

## DHCPD\_SOCKET\_FAILURE

---

- System Log Message** socket(*arguments*) failed: *error-message*
- Description** The Dynamic Host Configuration Protocol server process (dhcpcd) could not create a socket.
- Type** Error: An error occurred

**Severity** error

**Action** Contact your technical support representative.

## Chapter 23

# DYNAMIC System Log Messages

This chapter describes messages with the DYNAMIC prefix. They are generated by the Access Manager client which is used in the dynamic VPN feature. The dynamic VPN feature further simplifies remote access by enabling users to establish Internet Protocol Security (IPsec) VPN tunnels without having to manually configure VPN settings on their PCs or laptops. Instead, authenticated users can simply download the Access Manager Web client to their computers. This Layer 3 remote access client uses client-side configuration settings that it receives from the server to create and manage a secure end-to-site VPN tunnel to the server.

### DYNAMIC\_VPN\_AUTH\_CONNECT\_FAIL

---

<b>System Log Message</b>	Unable to connect to fwauthd on socket <i>file-descriptor: error-message</i>
<b>Description</b>	The connection manager authentication process could not connect to fwauthd daemon on the indicated socket.
<b>Type</b>	Event: This message reports an event, not an error
<b>Severity</b>	error

### DYNAMIC\_VPN\_AUTH\_FAIL

---

<b>System Log Message</b>	Username/password and token are <i>username</i>
<b>Description</b>	The connection manager authentication process was unable to authenticate the indicated user/token
<b>Type</b>	Event: This message reports an event, not an error
<b>Severity</b>	error

### DYNAMIC\_VPN\_AUTH\_INVALID

---

<b>System Log Message</b>	<i>type username</i> is invalid
<b>Description</b>	The connection manager authentication failed due to invalid user/token
<b>Type</b>	Event: This message reports an event, not an error
<b>Severity</b>	error

**DYNAMIC\_VPN\_AUTH\_NO\_CONFIG**

---

<b>System Log Message</b>	Authentication failed for <i>type username</i> due to unavailable client config
<b>Description</b>	The connection manager authentication process was unable to obtain client config for the indicated user/token
<b>Type</b>	Event: This message reports an event, not an error
<b>Severity</b>	error

**DYNAMIC\_VPN\_AUTH\_NO\_LICENSE**

---

<b>System Log Message</b>	Authentication failed for <i>type username</i> due to unavailable license
<b>Description</b>	The connection manager authentication process was unable to obtain license for the indicated user/token
<b>Type</b>	Event: This message reports an event, not an error
<b>Severity</b>	error

**DYNAMIC\_VPN\_AUTH\_OK**

---

<b>System Log Message</b>	<i>type username</i> with <i>client-name client-id</i> authenticated successfully.
<b>Description</b>	The connection manager authentication process was able to authenticate the indicated user/token successfully
<b>Type</b>	Event: This message reports an event, not an error
<b>Severity</b>	notice

**DYNAMIC\_VPN\_CLIENT\_CONFIG\_WRITE**

---

<b>System Log Message</b>	Client VPN config is saved in file <i>filename</i> for user <i>username</i>
<b>Description</b>	Connection manager writes client VPN config to file before sending to client.
<b>Type</b>	Event: This message reports an event, not an error
<b>Severity</b>	notice

**DYNAMIC\_VPN\_CONN\_DEL\_NOTIFY**

---

<b>System Log Message</b>	Connection manager receives SA deleted notification for ike-id <i>gateway-id</i>
<b>Description</b>	Connection manager receives SA deleted notification from IKED.
<b>Type</b>	Event: This message reports an event, not an error
<b>Severity</b>	notice

**DYNAMIC\_VPN\_CONN\_DEL\_REQUEST**

---

<b>System Log Message</b>	Connection manager receives delete request from the client for ike-id <i>gateway-id</i>
---------------------------	---



**Description** Connection manager receives connection delete request from the client.

**Type** Event: This message reports an event, not an error

**Severity** notice

## DYNAMIC\_VPN\_CONN\_EST\_NOTIFY

---

**System Log Message** Connection manager receives SA established notification for ike-id *gateway-id*

**Description** Connection manager receives SA established notification from IKED.

**Type** Event: This message reports an event, not an error

**Severity** notice

## DYNAMIC\_VPN\_INIT\_SUCCESSFUL

---

**System Log Message** Connection manager initialization succeeded.

**Description** Connection manager is initialized successfully.

**Type** Event: This message reports an event, not an error

**Severity** notice

## DYNAMIC\_VPN\_LICENSE\_ASSIGNED

---

**System Log Message** Dynamic VPN license granted, license *limit* free, *count* overdrafted, *current-value* used

**Description** The Access Manager client has successfully acquired a license and is permitted to connect to the device.

**Type** Event: This message reports an event, not an error

**Severity** info

## DYNAMIC\_VPN\_LICENSE\_CHECK\_FAILED

---

**System Log Message** Dynamic VPN license check failed for user *username*

**Description** No Access Manager license is available at the moment.

**Type** Error: An error occurred

**Severity** error

## DYNAMIC\_VPN\_LICENSE\_CHECK\_OK

---

**System Log Message** Dynamic VPN license check succeed for user *username*

**Description** Preliminary check on Access Manager license is successful for the given user.

**Type** Event: This message reports an event, not an error

**Severity** notice

**DYNAMIC\_VPN\_LICENSE\_EXHAUSTED**

---

<b>System Log Message</b>	Dynamic VPN license denied, no available license
<b>Description</b>	The device is out of Access Manager licenses. Connection request from the Access Manager client is denied.
<b>Type</b>	Error: An error occurred
<b>Severity</b>	error

**DYNAMIC\_VPN\_LICENSE\_FREED**

---

<b>System Log Message</b>	Dynamic VPN license returned, license <i>limit</i> free, <i>count</i> overdrafted, <i>current-value</i> used
<b>Description</b>	The Access Manager client has disconnected and returned its license.
<b>Type</b>	Event: This message reports an event, not an error
<b>Severity</b>	info

**DYNAMIC\_VPN\_LICENSE\_FREE\_FAILED**

---

<b>System Log Message</b>	Server failed to free an Access Manager for <i>username</i>
<b>Description</b>	The Access Manager client attempt to return a license has failed.
<b>Type</b>	Event: This message reports an event, not an error
<b>Severity</b>	error

**DYNAMIC\_VPN\_LICENSE\_FREE\_OK**

---

<b>System Log Message</b>	Server successfully freed an Access Manager license for <i>username</i>
<b>Description</b>	The Access Manager client successfully returned a license.
<b>Type</b>	Event: This message reports an event, not an error
<b>Severity</b>	notice

**DYNAMIC\_VPN\_LICENSE\_GET\_FAILED**

---

<b>System Log Message</b>	Server failed to get an Access Manager license for <i>username</i>
<b>Description</b>	No Access Manager license is available at the moment.
<b>Type</b>	Event: This message reports an event, not an error
<b>Severity</b>	error

**DYNAMIC\_VPN\_LICENSE\_GET\_OK**

---

<b>System Log Message</b>	Server successfully got an Access Manager license for <i>username</i>
<b>Description</b>	The Access Manager client successfully obtained a license.

**Type** Event: This message reports an event, not an error  
**Severity** notice

## DYNAMIC\_VPN\_LICENSE\_INSTALLED

---

**System Log Message** Dynamic VPN license *name* installed, license *limit* total, *count* free  
**Description** An Access Manager license was installed successfully on this device.  
**Type** Event: This message reports an event, not an error  
**Severity** info

## DYNAMIC\_VPN\_LICENSE\_REQUIRED

---

**System Log Message** Dynamic VPN license denied, no license installed  
**Description** Requested operation requires an Access Manager license to be installed on this device.  
**Type** Error: An error occurred  
**Severity** error

## DYNAMIC\_VPN\_LICENSE\_UNINSTALLED

---

**System Log Message** Dynamic VPN license *name* deleted, license *limit* total, *count* free  
**Description** An Access Manager license is removed from this device.  
**Type** Event: This message reports an event, not an error  
**Severity** info



## Chapter 24

# ESWD System Log Messages

### ESWD\_BPDU\_BLOCK\_ERROR\_DISABLED

---

<b>System Log Message</b>	<i>interface-name</i> : bpdu-block disabled port
<b>Description</b>	This condition occurs when bpdu-block error condition is detected.
<b>Type</b>	Error: An error occurred
<b>Severity</b>	alert

### ESWD\_BPDU\_BLOCK\_ERROR\_ENABLED

---

<b>System Log Message</b>	<i>interface-name</i> : bpdu-block enabled port
<b>Description</b>	This condition occurs when bpdu-block error condition is cleared.
<b>Type</b>	Error: An error occurred
<b>Severity</b>	alert

### ESWD\_DAI\_FAILED

---

<b>System Log Message</b>	<i>count type</i> received, interface <i>interface-name</i> [index <i>interface-device-index</i> ], vlan <i>vlan-name</i> [index <i>vlan-id</i> ], sender ip/mac <i>sender-address/mac1</i> , receiver ip/mac <i>destination-address/mac2</i>
<b>Description</b>	The ARP request/response received on this port cannot be linked to any of the IPs assigned by DHCP.
<b>Type</b>	Error: An error occurred
<b>Severity</b>	alert

### ESWD\_DHCP\_UNTRUSTED

---

<b>System Log Message</b>	<i>count</i> untrusted <i>type</i> received, interface <i>interface-name</i> [index <i>interface-device-index</i> ], vlan <i>vlan-name</i> [index <i>vlan-id</i> ], server ip/mac <i>source-address/mac1</i> , offer ip/client mac <i>client-address/mac2</i>
<b>Description</b>	DHCP server packets are being received on a port which was not meant to receive server traffic.
<b>Type</b>	Error: An error occurred
<b>Severity</b>	alert

**ESWD\_INVALID\_MAC\_ADDRESS**

---

<b>System Log Message</b>	Invalid MAC address <i>mac-addresse</i> received on <i>interface-name</i>
<b>Description</b>	Received a MAC address that is not in the configured valid MAC addresses for this interface.
<b>Type</b>	Error: An error occurred
<b>Severity</b>	alert
<b>Cause</b>	MAC address recieved is not configured as a valid MAC address for this interface.

**ESWD\_MAC\_LIMIT\_BLOCK**

---

<b>System Log Message</b>	MAC limit ( <i>limit</i> ) exceeded at <i>interface-name</i> : shutting down the interface
<b>Description</b>	Interface was blocked because the number of MAC addresses learned on an interface has exceeded the user configured limit.
<b>Type</b>	Error: An error occurred
<b>Severity</b>	alert
<b>Cause</b>	More learning requests were received by the system than the user configured.

**ESWD\_MAC\_LIMIT\_DROP**

---

<b>System Log Message</b>	MAC limit ( <i>limit</i> ) exceeded at <i>interface-name</i> : dropping the packet
<b>Description</b>	Learning request was dropped because the number of MAC addresses learned on an interface has reached the user configured limit.
<b>Type</b>	Error: An error occurred
<b>Severity</b>	alert
<b>Cause</b>	More learning requests were received by the system than the user configured.

**ESWD\_MAC\_LIMIT\_EXCEEDED**

---

<b>System Log Message</b>	MAC limit ( <i>limit</i> ) exceeded at <i>interface-name</i>
<b>Description</b>	Number of MAC addresses learned on an interface has exceeded the user configured limit.
<b>Type</b>	Error: An error occurred
<b>Severity</b>	alert
<b>Cause</b>	More learning requests were received by the system than the user configured.

## ESWD\_MAC\_MOVE\_LIMIT\_BLOCK

---

<b>System Log Message</b>	MAC move limit ( <i>limit</i> ) exceeded at <i>vlan-name</i> for MAC address <i>mac-addresse</i> ; shutting down interface <i>interface-name</i>
<b>Description</b>	Data traffic on interface was halted because the number of times that a MAC addresses moved to a different interface exceeded the user-configured limit.
<b>Type</b>	Error: An error occurred
<b>Severity</b>	alert
<b>Cause</b>	A MAC address moved to a different interface more times per second than the user configured.

## ESWD\_MAC\_MOVE\_LIMIT\_DROP

---

<b>System Log Message</b>	MAC move limit ( <i>limit</i> ) exceeded at <i>vlan-name</i> for MAC address <i>mac-addresse</i> ; dropping the packet on interface <i>interface-name</i>
<b>Description</b>	Learning request was dropped because the number of times a MAC address moved to a different interface exceeded the user-configured limit.
<b>Type</b>	Error: An error occurred
<b>Severity</b>	alert
<b>Cause</b>	A MAC address moved to a different interface more times per second than the user configured.

## ESWD\_MAC\_MOVE\_LIMIT\_EXCEEDED

---

<b>System Log Message</b>	MAC move limit ( <i>limit</i> ) exceeded at <i>vlan-name</i> for MAC address <i>mac-addresse</i> on interface <i>interface-name</i>
<b>Description</b>	The number of times that a MAC address moved to a different interface within a VLAN exceeded the user-configured limit.
<b>Type</b>	Error: An error occurred
<b>Severity</b>	alert
<b>Cause</b>	A MAC address moved to a different interface more times per second than the user configured.

## ESWD\_MIRROR\_ERROR

---

<b>System Log Message</b>	Mirror version on other Routing Engine is incompatible: <i>error-message</i>
<b>Description</b>	The indicated error occurred when the layer2 control protocol process (l2cpd) tried to establish the nonstop routing mirror connection between the master and standby Routing Engines.
<b>Type</b>	Error: An error occurred
<b>Severity</b>	warning

**Cause** The master and standby Routing Engines are running incompatible versions of the JUNOS software.

**Action** Update the JUNOS software on the master Routing Engine, standby Routing Engine, or both, so that they are running compatible versions.

## ESWD\_MIRROR\_VERSION\_MISMATCH

---

**System Log Message** Mirror versions on Routing Engines are incompatible: master *master-is-local* has version *master-version*, standby *standby-is-local* has version *standby-version*

**Description** While trying to establish the nonstop routing mirror connection between the master and standby Routing Engines, the layer2 control protocol process (l2cpd) determined that the version of the nonstop routing mirror software on the Routing Engines did not match.

**Type** Error: An error occurred

**Severity** warning

**Cause** The master and standby Routing Engines are running incompatible versions of the JUNOS software.

**Action** Update the JUNOS software on the master Routing Engine, standby Routing Engine, or both, so that they are running compatible versions.

## ESWD\_MODULE\_SHUTDOWN\_FAILURE

---

**System Log Message** ESWD: *error-message* Module shutdown failed

**Description** While deleting the instance of logical-switch, RST/MST Module shutdown failed.

**Type** Error: An error occurred

**Severity** error

## ESWD\_PPM\_READ\_ERROR

---

**System Log Message** Read error on pipe from ppm: *reason (error-message)*

**Description** The ethernet bridging process (eswd) could not read a message available on the read pipe from the periodic packet management process (ppmd).

**Type** Error: An error occurred

**Severity** error

**Action** Contact your technical support representative.

## ESWD\_PPM\_WRITE\_ERROR

---

**System Log Message** *function-name*: write error on pipe to ppm: *(error-message)*

**Description** The ethernet bridging process (eswd) could not write a message on the pipe to the periodic packet management process (ppmd).



<b>Type</b>	Error: An error occurred
<b>Severity</b>	error
<b>Action</b>	Contact your technical support representative.

## ESWD\_STP\_BASE\_MAC\_ERROR

---

<b>System Log Message</b>	Failed to get <i>error-message</i> . All modules will remain disabled.
<b>Description</b>	This condition occurs when STP cannot derive the base MAC address of the system.
<b>Type</b>	Error: An error occurred
<b>Severity</b>	alert

## ESWD\_STP\_LOOP\_PROTECT\_CLEARED

---

<b>System Log Message</b>	<i>interface-name</i> : loop protect cleared for instance <i>instance-id</i>
<b>Description</b>	This condition occurs when STP loop protect condition is cleared.
<b>Type</b>	Error: An error occurred
<b>Severity</b>	alert

## ESWD\_STP\_LOOP\_PROTECT\_IN\_EFFECT

---

<b>System Log Message</b>	<i>interface-name</i> : loop protect in effect for instance <i>instance-id</i>
<b>Description</b>	This condition occurs when STP loop protect condition occurs.
<b>Type</b>	Error: An error occurred
<b>Severity</b>	alert

## ESWD\_STP\_ROOT\_PROTECT\_CLEARED

---

<b>System Log Message</b>	<i>interface-name</i> : root protect cleared for instance <i>instance-id</i>
<b>Description</b>	This condition occurs when STP root protect condition is cleared.
<b>Type</b>	Error: An error occurred
<b>Severity</b>	alert

## ESWD\_STP\_ROOT\_PROTECT\_IN\_EFFECT

---

<b>System Log Message</b>	<i>interface-name</i> : root protect in effect for instance <i>instance-id</i>
<b>Description</b>	This condition occurs when STP root protect condition occurs.
<b>Type</b>	Error: An error occurred
<b>Severity</b>	alert

**ESWD\_ST\_CTL\_BW\_INFO**

---

<b>System Log Message</b>	<i>interface-name</i> : configured storm control speed <i>level</i> is greater than interface speed <i>bandwidth</i> . Storm control will be set to the latter
<b>Description</b>	Log message to alert the user to the bandwidth setting limits.
<b>Type</b>	Error: An error occurred
<b>Severity</b>	alert

**ESWD\_ST\_CTL\_ERROR\_DISABLED**

---

<b>System Log Message</b>	<i>interface-name</i> : storm control disabled port
<b>Description</b>	This condition occurs when storm control error condition is detected.
<b>Type</b>	Error: An error occurred
<b>Severity</b>	alert

**ESWD\_ST\_CTL\_ERROR\_ENABLED**

---

<b>System Log Message</b>	<i>interface-name</i> : storm control enabled port
<b>Description</b>	This condition occurs when storm-control error condition is cleared.
<b>Type</b>	Error: An error occurred
<b>Severity</b>	alert

**ESWD\_ST\_CTL\_INFO**

---

<b>System Log Message</b>	<i>interface-name</i> : storm control will default to 80 percent of link speed
<b>Description</b>	Log message to alert the user to the storm control setting.
<b>Type</b>	Error: An error occurred
<b>Severity</b>	alert

**ESWD\_SYSTEM\_CALL\_FAILED**

---

<b>System Log Message</b>	<i>reason</i> : <i>error-message</i>
<b>Description</b>	A system call made by enterprise switching process (eswd) failed.
<b>Type</b>	Error: An error occurred
<b>Severity</b>	error
<b>Cause</b>	It is possible that the kernel lacked the resources to fulfill the request.

## Chapter 25

# EVENTD System Log Messages

This chapter describes messages with the **EVENTD** prefix. They are generated by the event policy process (eventd), which performs configured actions in response to events on a routing platform that trigger system log messages.

### EVENTD\_ACK\_FAILED

---

<b>System Log Message</b>	Unable to send acknowledgment: <i>error-message</i>
<b>Description</b>	JUNOS processes can request that the event processing process (eventd) notify them when a specific event occurs. The eventd process could not send an acknowledgment for a registration request, for the indicated reason.
<b>Type</b>	Error: An error occurred
<b>Severity</b>	error

### EVENTD\_COMMAND\_SUBSTITUTE\_ERROR

---

<b>System Log Message</b>	Variable substitution failed for command ' <i>command</i> '
<b>Description</b>	The event processing process (eventd) can be configured to execute a JUNOS command-line interface (CLI) command when a specified event occurs. The command can include one or more variables (such as an interface name), which the eventd process replaces with actual values related to the event when it issues the command. Variable substitution failed for the indicated command.
<b>Type</b>	Error: An error occurred
<b>Severity</b>	error
<b>Cause</b>	An internal software failure occurred.

### EVENTD\_ESCRIPT\_EXECUTION

---

<b>System Log Message</b>	Trying to execute the script ' <i>filename</i> ' from ' <i>directory-name</i> '
<b>Description</b>	The event process (eventd) executing the configured event script from the specified location.
<b>Type</b>	Event: This message reports an event, not an error
<b>Severity</b>	info

**EVENTD\_EVENT\_SEND\_FAILED**

---

<b>System Log Message</b>	Unable to send event notification: <i>error-message</i>
<b>Description</b>	JUNOS processes can request that the event processing process (eventd) notify them when a specific event occurs. The eventd process could not send an event notification for the indicated reason.
<b>Type</b>	Error: An error occurred
<b>Severity</b>	error

**EVENTD\_FORK\_ERR**

---

<b>System Log Message</b>	Unable to fork: <i>error-message</i>
<b>Description</b>	The event processing process (eventd) could not create a child process for executing policies.
<b>Type</b>	Error: An error occurred
<b>Severity</b>	error

**EVENTD\_PIPE\_CREATION\_FAILED**

---

<b>System Log Message</b>	Unable to create pipe: <i>error-message</i>
<b>Description</b>	The event processing process (eventd) could not create a pipe for interprocess communication.
<b>Type</b>	Error: An error occurred
<b>Severity</b>	error

**EVENTD\_POLICY\_ACTION\_FAILED**

---

<b>System Log Message</b>	Unable to execute ' <i>action</i> ' action in policy <i>policy-name</i>
<b>Description</b>	The event processing process (eventd) could not perform the indicated action, which is specified by the indicated policy.
<b>Type</b>	Error: An error occurred
<b>Severity</b>	error

**EVENTD\_POLICY\_LIMIT\_EXCEEDED**

---

<b>System Log Message</b>	Unable to execute policy ' <i>policy-name</i> ' because current number of policies ( <i>count</i> ) exceeds system limit ( <i>limit</i> )
<b>Description</b>	The event processing process (eventd) could not execute the indicated policy, because the indicated number of currently executing policies exceeded the indicated maximum defined by the system.
<b>Type</b>	Event: This message reports an event, not an error

**Severity** warning

## EVENTD\_POLICY\_UPLOAD\_FAILED

---

**System Log Message** Unable to upload file '*filename*' to destination '*destination-name*' for policy '*policy-name*'

**Description** The event processing process (eventd) could not upload the indicated file to the indicated destination.

**Type** Error: An error occurred

**Severity** error

## EVENTD\_POPEN\_FAIL

---

**System Log Message** Error *error-code* in invoking command '*command*'

**Description** A call to the popen() function failed when the event processing process (eventd) invoked the indicated command.

**Type** Error: An error occurred

**Severity** error

## EVENTD\_READ\_ERROR

---

**System Log Message** recvmsg() failed: *error-message*

**Description** The event processing process (eventd) could not read an event sent to it, for the indicated reason.

**Type** Error: An error occurred

**Severity** error

## EVENTD\_REGEX\_INVALID

---

**System Log Message** Invalid regular expression '*regular-expression*' provided for attribute value

**Description** The event processing process (eventd) received a request that included the indicated regular expression as the value for an attribute. The regular expression is not valid.

**Type** Error: An error occurred

**Severity** error

## EVENTD\_REG\_VERSION\_MISMATCH

---

**System Log Message** Registration version *expected-value* did not match expected version (*received-value*)

**Description** The event processing process (eventd) received a registration request with the indicated version indicator, which does not match the indicated version expected by the eventd process.

**Type** Error: An error occurred

**Severity** error

## EVENTD\_ROTATE\_COMMAND\_FAILED

---

**System Log Message** Command '*command*' failed during rotation of file '*filename*': *error-message*

**Description** The event processing process (eventd) invoked the indicated command while attempting to rotate the indicated file. The command failed.

**Type** Error: An error occurred

**Severity** error

## EVENTD\_ROTATE\_FORK\_EXCEEDED

---

**System Log Message** Unable to fork: too many child processes

**Description** The event processing process (eventd) could not create a child process for rotating files because adding another child would have made the number of children exceed the limit.

**Type** Error: An error occurred

**Severity** error

## EVENTD\_ROTATE\_FORK\_FAILED

---

**System Log Message** Unable to fork: *error-message*

**Description** The event processing process (eventd) could not create a child process for rotating files, for the indicated reason.

**Type** Error: An error occurred

**Severity** error

## EVENTD\_SCRIPT\_CHECKSUM\_MISMATCH

---

**System Log Message** *checksum* checksum value does not match for script *filename*

**Description** Current checksum value of the script does not match with the checksum configured under [event-options event-script] hierarchy. As a result any event-policy configured inside the script will not be read

**Type** Error: An error occurred

**Severity** error

## EVENTD\_SET\_PROCESS\_PRIV\_FAILED

---

**System Log Message** Unable to set process privilege level to that of user '*username*': *error-message*

**Description** In preparation for executing an action defined in a policy, the event processing process (eventd) tried to change its privilege level to that of the indicated JUNOS user. The attempt failed. It made the attempt because the user-name statement is included at one of several possible levels under the [edit event-options policy <policy-name> then] hierarchy level.

<b>Type</b>	Error: An error occurred
<b>Severity</b>	error

## EVENTD\_SET\_TIMER\_FAILED

---

<b>System Log Message</b>	evSetTimer failed: <i>error-message</i>
<b>Description</b>	The event processing process (eventd) starts a timer whenever an internal event needs to be generated. It could not activate the timer for the indicated reason.
<b>Type</b>	Error: An error occurred
<b>Severity</b>	error

## EVENTD\_SYSLOG\_FWD\_FAILED

---

<b>System Log Message</b>	Unable to forward syslog message to PSD ( <i>psd-id</i> ), errno: <i>error-code</i>
<b>Description</b>	The event processing process (eventd) encountered a system error when forwarding a syslog message to indicated protected system domain (PSD).
<b>Type</b>	Error: An error occurred
<b>Severity</b>	error

## EVENTD\_TRANSFER\_COMMAND\_FAILED

---

<b>System Log Message</b>	Command ' <i>error-code</i> ' failed during transfer of file ' <i>command</i> ': <i>filename</i>
<b>Description</b>	The event processing process (eventd) invoked the indicated command while attempting to transfer the indicated file. The command failed.
<b>Type</b>	Error: An error occurred
<b>Severity</b>	error

## EVENTD\_TRANSFER\_FORK\_EXCEEDED

---

<b>System Log Message</b>	Unable to fork: too many child processes
<b>Description</b>	The event processing process (eventd) could not create a child process for transferring files, because adding another child would have made the number of children exceed the limit.
<b>Type</b>	Error: An error occurred
<b>Severity</b>	error

## EVENTD\_TRANSFER\_FORK\_FAILED

---

<b>System Log Message</b>	Unable to fork: <i>error-message</i>
<b>Description</b>	The event processing process (eventd) could not create a child process for transferring files, for the indicated reason.
<b>Type</b>	Error: An error occurred

**Severity** error

## EVENTD\_VERSION\_MISMATCH

---

**System Log Message** Event version *expected-value* did not match expected version (*received-value*)

**Description** The event processing process (eventd) received an event with the indicated version indicator, which does not match the indicated version expected by the eventd process.

**Type** Error: An error occurred

**Severity** error

## EVENTD\_XML\_FILENAME\_INVALID

---

**System Log Message** XML syntax of output filename was invalid

**Description** An event script created an output file and wrote the filename to standard output (stdout) with Extensible Markup Language (XML) tagging like the following: < event-script-output-filename > output-file.tgz < /event-script-output-filename > . The event processing process read the output filename and determined that its XML syntax was invalid.

**Type** Error: An error occurred

**Severity** error



## Chapter 26

# FLOW System Log Messages

This chapter describes messages with the **FLOW** prefix. They are generated by the process that handles flows on routers running the JUNOS Software with enhanced services.

### FLOW\_HIGH\_WATERMARK\_TRIGGERED

---

<b>System Log Message</b>	Number of sessions <i>current-flows</i> exceeded the high watermark <i>limit</i> . Early aging triggered.
<b>Description</b>	Early aging of sessions is triggered when the number of concurrent session entries in the session table exceeds the configured high watermark. When the number of concurrent sessions drops below the configured low watermark, the router stops aggressively aging out sessions. This message notifies you that the session high watermark has been exceeded and aggressive aging of sessions has begun.
<b>Type</b>	Event: This message reports an event, not an error
<b>Severity</b>	info

### FLOW\_IP\_ACTION

---

<b>System Log Message</b>	Flow IP action detected attack attempt: <i>source-address/source-port -- &gt; destination-address/destination-port</i> from interface <i>interface-name</i> action.
<b>Description</b>	Flow IP action detected attack attempt.
<b>Type</b>	Event: This message reports an event, not an error
<b>Severity</b>	info

### FLOW\_LOW\_WATERMARK\_TRIGGERED

---

<b>System Log Message</b>	Number of sessions <i>current-flows</i> dropped below the low watermark <i>limit</i> . Early aging stopped.
<b>Description</b>	Early aging of sessions is triggered when the number of concurrent session entries in the session table exceeds the configured high watermark. When the number of concurrent sessions drops below the configured low watermark, the router stops aggressively aging out sessions. This message notifies you that the number of concurrent sessions has dropped below the configured low watermark, and that aggressive aging of sessions has stopped.
<b>Type</b>	Event: This message reports an event, not an error

**Severity** info

## FLOW\_SESSION\_CLOSE

---

**System Log Message** session closed *reason:*  
*source-address/source-port- > destination-address/destination-port,protocol-id:*  
*policy-name, inbound-packets, inbound-bytes,outbound-bytes elapsed-time*

**Description** A security session was closed.

**Type** Event: This message reports an event, not an error

**Severity** info

## FLOW\_SESSION\_CREATE

---

**System Log Message** session created  
*source-address/source-port- > destination-address/destination-port,protocol-id:*  
*policy-name*

**Description** A security session was created.

**Type** Event: This message reports an event, not an error

**Severity** info

## FLOW\_SESSION\_DENY

---

**System Log Message** session denied  
*source-address/source-port- > destination-address/destination-port,protocol-id(icmp-type):*  
*policy-name*

**Description** A security session was not permitted by policy.

**Type** Event: This message reports an event, not an error

**Severity** info

## Chapter 27

# FPCLOGIN System Log Messages

This chapter describes messages with the FPCLOGIN prefix. They are generated by the Flexible PIC Concentrator (FPC) login process (pimlogin), which provides direct login access to Physical Interface Modules (PIMs).

### FPCLOGIN\_ADDRESS\_GET\_FAILED

---

<b>System Log Message</b>	Unable to determine IP address of TGM in slot <i>slot</i>
<b>Description</b>	A user tried to log in to the Physical Interface Module (PIM) in the indicated slot on a Flexible PIC Concentrator (FPC). In response, the FPC login process (pimlogin) tried to determine the PIM's IP address. It could not do so, and the login attempt failed.
<b>Type</b>	Error: An error occurred
<b>Severity</b>	error

### FPCLOGIN\_IPC\_RECEIVE\_FAILED

---

<b>System Log Message</b>	Unable to receive IPC message from <i>process-name</i>
<b>Description</b>	The Flexible PIC Concentrator (FPC) login process (pimlogin) could not process an interprocess communication (IPC) message from the indicated other process. The 'wxd' process is the WX Physical Interface Module process.
<b>Type</b>	Error: An error occurred
<b>Severity</b>	error

### FPCLOGIN\_IPC\_SEND\_FAILED

---

<b>System Log Message</b>	Unable to send IPC message to <i>process-name</i>
<b>Description</b>	The Flexible PIC Concentrator (FPC) login process (pimlogin) could not send an interprocess communication (IPC) message to the indicated other process. The 'wxd' process is the WX Physical Interface Module process (wxd).
<b>Type</b>	Error: An error occurred
<b>Severity</b>	error

### FPCLOGIN\_LOGIN\_FAILED

---

<b>System Log Message</b>	fpclogin failed: <i>error-message</i>
---------------------------	---------------------------------------

**Description** A user tried to log in to a Physical Interface Module (PIM). The attempt failed for the indicated reason.

**Type** Error: An error occurred

**Severity** error

## FPCLOGIN\_MESSAGE\_INVALID

---

**System Log Message** Message from *process-name error-message*

**Description** The message that the Flexible PIC Concentrator (FPC) login process (pimlogin) received from the indicated other process was invalid in the indicated way. The 'wxd' process is the WX Physical Interface Module process (wxd).

**Type** Error: An error occurred

**Severity** error

## FPCLOGIN\_SOCKET\_OPERATION\_FAILED

---

**System Log Message** Unable to complete '*error-message*' operation

**Description** The Flexible PIC Concentrator (FPC) login process (pimlogin) could not perform the indicated operation on a routing socket.

**Type** Error: An error occurred

**Severity** error

## Chapter 28

# FSAD System Log Messages

This chapter describes messages with the **FSAD** prefix. They are generated by the File System Access process (fsad), which provides Trivial FTP (TFTP) support for file transfer between services Physical Interface Cards (PICs) and other routing platform components.

### FSAD\_CONFIG\_ERROR

---

<b>System Log Message</b>	Reason: <i>reason</i>
<b>Description</b>	The configuration file for the File System Access process (fsad) might contain an error.
<b>Type</b>	Error: An error occurred
<b>Severity</b>	error

### FSAD\_CONNTIMEDOUT

---

<b>System Log Message</b>	Connection timed out to the client ( <i>connection-type</i> , <i>ip-address</i> ) having request type <i>port</i>
<b>Description</b>	The File System Access process (fsad) flushed all state information about the timed-out connection.
<b>Type</b>	Event: This message reports an event, not an error
<b>Severity</b>	error

### FSAD\_DIR\_CREATE

---

<b>System Log Message</b>	Failed to create directory <i>directory-name</i> : <i>error-message</i>
<b>Description</b>	The File System Access process (fsad) could not create the indicated directory.
<b>Type</b>	Error: An error occurred
<b>Severity</b>	error

### FSAD\_DIR\_STAT

---

<b>System Log Message</b>	<i>function-name</i> : stat() failed for pathname <i>pathname</i> : <i>reason</i>
<b>Description</b>	The File System Access process (fsad) received a request for a nonexistent file or directory.

<b>Type</b>	Error: An error occurred
<b>Severity</b>	error
<b>Cause</b>	The path does not exist.
<b>Action</b>	Make sure the path specified in the request is valid.

## FSAD\_FAILED

---

<b>System Log Message</b>	In <i>enclosing-function-name: function-name()</i> returned: <i>reason</i>
<b>Description</b>	An internal error occurred inside a function in the File System Access process (fsad).
<b>Type</b>	Error: An error occurred
<b>Severity</b>	error
<b>Cause</b>	An internal software failure occurred.
<b>Action</b>	Contact your technical support representative.

## FSAD\_FILE\_FAILED

---

<b>System Log Message</b>	<i>enclosing-function-name: function-name</i> failed for file ' <i>filename</i> ' with error message <i>reason</i>
<b>Description</b>	An internal error occurred while the File System Access process (fsad) was performing a file operation.
<b>Type</b>	Error: An error occurred
<b>Severity</b>	error
<b>Cause</b>	An internal software failure occurred.
<b>Action</b>	Contact your technical support representative.

## FSAD\_FILE\_REMOVE

---

<b>System Log Message</b>	Unable to remove file ' <i>filename</i> ': <i>reason</i>
<b>Description</b>	The File System Access process (fsad) could not remove the indicated file for the indicated reason.
<b>Type</b>	Error: An error occurred
<b>Severity</b>	error
<b>Cause</b>	The file to be removed does not exist or its permissions do not allow the operation.
<b>Action</b>	Make sure that the file exists and that its permissions allow it to be deleted.

## FSAD\_FILE\_RENAME

---

<b>System Log Message</b>	Unable to rename file ' <i>source-filename</i> ' to ' <i>destination-filename</i> ': <i>reason</i>
---------------------------	--

<b>Description</b>	The File System Access process (fsad) could not rename the indicated file for the indicated reason.
<b>Type</b>	Error: An error occurred
<b>Severity</b>	error
<b>Cause</b>	Either the source file does not exist, or one or both of the source and destination pathnames are incorrect.
<b>Action</b>	Make sure the source and destination paths exist and that the rename operation is allowed.

## FSAD\_FILE\_STAT

---

<b>System Log Message</b>	<i>function-name: stat()</i> failed for file pathname <i>pathname: reason</i>
<b>Description</b>	The File System Access process (fsad) received a request for a nonexistent file.
<b>Type</b>	Error: An error occurred
<b>Severity</b>	error
<b>Cause</b>	The file path does not exist.
<b>Action</b>	Make sure the path specified in the request is valid.

## FSAD\_FILE\_SYNC

---

<b>System Log Message</b>	Unable to sync file ' <i>filename</i> ': <i>reason</i>
<b>Description</b>	When closing a file, the File System Access process (fsad) executes the sync() system call to ensure that any changes to the file are committed to disk. This operation failed for the indicated file.
<b>Type</b>	Error: An error occurred
<b>Severity</b>	error

## FSAD\_FLOWC\_IPC\_PAYLOAD\_SIZE

---

<b>System Log Message</b>	Received flowc IPC message with incorrect length: message type <i>message-type</i> , subtype <i>message-subtype</i> , opcode <i>operation-code</i> , length <i>length</i> (expected length <i>expected-value</i> )
<b>Description</b>	The File System Access process (fsad) received a flow collector IPC message in which the payload length was incorrect.
<b>Type</b>	Error: An error occurred
<b>Severity</b>	error

## FSAD\_FLOWC\_IPC\_SUBTYPE

---

<b>System Log Message</b>	Received flowc IPC message with incorrect subtype: message type <i>message-type</i> , subtype <i>message-subtype</i> , opcode <i>operation-code</i> , length <i>length</i>
---------------------------	--

**Description** The File System Access process (fsad) received a flow collector IPC message in which the subtype field was incorrect.

**Type** Error: An error occurred

**Severity** error

### FSAD\_FLOWC\_IPC\_TYPE

---

**System Log Message** Received flowc IPC message with incorrect type: message type *message-type*, subtype *message-subtype*, opcode *operation-code*, length *length*

**Description** The File System Access process (fsad) received a flow collector IPC message in which the type field was incorrect.

**Type** Error: An error occurred

**Severity** error

### FSAD\_FLOWC\_IPC\_VERSION

---

**System Log Message** Received flowc IPC message with incorrect version *received-value* (expected version *expected-value*)

**Description** The File System Access process (fsad) received a flow collector IPC message in which the version field was incorrect.

**Type** Error: An error occurred

**Severity** error

### FSAD\_FLOWC\_SERVICE\_INACTIVE

---

**System Log Message** *reason*

**Description** The File System Access process (fsad) received a request for the Flow Collector Transfer Log Archive service, which is not currently active.

**Type** Error: An error occurred

**Severity** error

### FSAD\_FREE\_SPACE\_LOG

---

**System Log Message** Unable to move temporary file *temporary-filename* (size *file-size* KB) to log file *log-filename* because free disk space (*count* KB) is insufficient

**Description** The File System Access process (fsad) could not move the CDR temporary file of the indicated size to the log file, because it is larger than the amount of free disk space.

**Type** Error: An error occurred

**Severity** error



## FSAD\_FREE\_SPACE\_TMP

---

<b>System Log Message</b>	Unable to write CDR batch output to file <i>temporary-filename</i> because free disk space ( <i>count</i> KB) is insufficient
<b>Description</b>	The File System Access process (fsad) could not write CDR batch output to the indicated temporary file, because the amount of free disk space was insufficient.
<b>Type</b>	Error: An error occurred
<b>Severity</b>	error

## FSAD\_FS\_STAT

---

<b>System Log Message</b>	statfs() failed for pathname <i>pathname</i> : <i>reason</i>
<b>Description</b>	The File System Access process (fsad) encountered an error in getting filesystem statistics.
<b>Type</b>	Error: An error occurred
<b>Severity</b>	error

## FSAD\_GEN\_IPC\_PAYLOAD\_SIZE

---

<b>System Log Message</b>	Received IPC message with incorrect length: message type <i>message-type</i> , subtype <i>message-subtype</i> , opcode <i>operation-code</i> , length <i>length</i> (expected length <i>expected-value</i> )
<b>Description</b>	The File System Access process (fsad) received an IPC message in which the payload length was incorrect.
<b>Type</b>	Error: An error occurred
<b>Severity</b>	error

## FSAD\_GEN\_IPC\_SUBTYPE

---

<b>System Log Message</b>	Received IPC message with incorrect subtype: message type <i>message-type</i> , subtype <i>message-subtype</i> , opcode <i>operation-code</i> , length <i>length</i>
<b>Description</b>	The File System Access process (fsad) received an IPC message in which the subtype field was incorrect.
<b>Type</b>	Error: An error occurred
<b>Severity</b>	error

## FSAD\_GEN\_IPC\_TYPE

---

<b>System Log Message</b>	Received IPC message with incorrect type: message type <i>message-type</i> , subtype <i>message-subtype</i> , opcode <i>operation-code</i> , length <i>length</i>
<b>Description</b>	The File System Access process (fsad) received an IPC message in which the type field was incorrect.
<b>Type</b>	Error: An error occurred

**Severity** error

## FSAD\_GEN\_IPC\_VERSION

---

**System Log Message** Received generic IPC message with incorrect version *received-value* (expected version *expected-value*)

**Description** The File System Access process (fsad) received an IPC message in which the version field was incorrect.

**Type** Error: An error occurred

**Severity** error

## FSAD\_GEN\_SERVICE\_INACTIVE

---

**System Log Message** Received IPC message for inactive service *service-name*

**Description** The File System Access process (fsad) received an IPC message for a service that is currently not active.

**Type** Error: An error occurred

**Severity** error

## FSAD\_GEN\_SERVICE\_INIT\_FAILED

---

**System Log Message** Failed to initialize service *service-name*

**Description** The File System Access process (fsad) could not initialize the indicated service.

**Type** Error: An error occurred

**Severity** error

## FSAD\_MAXCONN

---

**System Log Message** Upper limit reached in fsad for handling connections

**Description** The File System Access process (fsad) stopped accepting new connections because it reached an internal limit for handling connections.

**Type** Event: This message reports an event, not an error

**Severity** error

## FSAD\_MEMORYALLOC\_FAILED

---

**System Log Message** *allocation-function-name* failed in the function *function-name* (*line-number*)

**Description** The File System Access process (fsad) could not allocate memory. The system might be running low on memory.

**Type** Error: An error occurred

**Severity** error

**Cause** An internal software failure occurred.

**Action** Contact your technical support representative.

## FSAD\_NOT\_ROOT

---

**System Log Message** Must be run as root

**Description** The user who attempted to start the File System Access process (fsad) was not the root user.

**Type** Error: An error occurred

**Severity** error

## FSAD\_PARENT\_DIRECTORY

---

**System Log Message** *directory-name*: invalid directory: *message*

**Description** The parent directory specified in the request for a file was not valid.

**Type** Error: An error occurred

**Severity** error

**Action** Make sure the path specified in the request is valid.

## FSAD\_PATH\_IS\_DIRECTORY

---

**System Log Message** File path cannot be a directory (*pathname*)

**Description** The File System Access process (fsad) received a request on a directory instead of a regular file.

**Type** Error: An error occurred

**Severity** error

**Cause** The file path points to a directory.

**Action** Make sure the path points to a regular file.

## FSAD\_PATH\_IS\_NOT\_DIRECTORY

---

**System Log Message** invalid path '*pathname*' : not a directory : *action*

**Description** The File System Access process (fsad) received a request for a pathname that was not a directory.

**Type** Error: An error occurred

**Severity** error

## FSAD\_PATH\_IS\_SPECIAL

---

**System Log Message** Not a regular file (*pathname*)

<b>Description</b>	The File System Access process (fsad) received a request for a pathname that points to a nonregular file.
<b>Type</b>	Error: An error occurred
<b>Severity</b>	error
<b>Action</b>	Make sure the path points to a regular file.

## FSAD\_RECVERERROR

---

<b>System Log Message</b>	fsad received error <i>message</i> from client having request type <i>connection-type</i> at ( <i>ip-address</i> , <i>port</i> )
<b>Description</b>	The File System Access process (fsad) received a packet with the indicated error message from the other end of a connection.
<b>Type</b>	Error: An error occurred
<b>Severity</b>	error

## FSAD\_RENAME

---

<b>System Log Message</b>	<i>function-name</i> : failed to rename temporary file <i>filename</i> to <i>new-filename</i> : <i>reason</i>
<b>Description</b>	The File System Access process (fsad) could not rename the indicated temporary file for the indicated reason.
<b>Type</b>	Error: An error occurred
<b>Severity</b>	error

## FSAD\_TERMINATED\_CONNECTION

---

<b>System Log Message</b>	Open file ' <i>filename</i> ' closed due to process shutdown
<b>Description</b>	The File System Access process (fsad) terminated a connection, stored the connection's (unwritten) data to disk, and purged it from its data structures.
<b>Type</b>	Event: This message reports an event, not an error
<b>Severity</b>	notice

## FSAD\_TRACEOPEN\_FAILED

---

<b>System Log Message</b>	Open operation on trace file ' <i>pathname</i> ' returned error <i>error-message</i>
<b>Description</b>	The File System Access process (fsad) failed to open the indicated trace file.
<b>Type</b>	Error: An error occurred
<b>Severity</b>	error

## FSAD\_USAGE

---

<b>System Log Message</b>	Incorrect usage, <i>message</i>
---------------------------	---------------------------------

<b>Description</b>	The File System Access process (fsad) displayed its usage statement.
<b>Type</b>	Event: This message reports an event, not an error
<b>Severity</b>	error
<b>Cause</b>	The fsad process was invoked with incorrect command-line arguments.
<b>Action</b>	Check the usage and invoke the fsad process with the correct command-line arguments.



## Chapter 29

# FUD System Log Messages

This chapter describes messages with the FUD prefix. They are generated by the UDP forwarding process (fud), which forwards UDP (User Datagram Protocol) packets from a network to a server for services that run over UDP.

### FUD\_ARGUMENT\_FAILURE

---

<b>System Log Message</b>	Unknown option " <i>option</i> "
<b>Description</b>	One or more options provided on the 'fud' command line were invalid. The UDP forwarding process (fud) initialized but ignored the invalid options.
<b>Type</b>	Error: An error occurred
<b>Severity</b>	error
<b>Action</b>	Reissue the 'fud' command with the correct options.

### FUD\_BAD\_SERVER\_ADDR\_FAILURE

---

<b>System Log Message</b>	Destination address of <i>destination-address</i> is invalid
<b>Description</b>	One or more server addresses configured for the UDP forwarding process (fud) were invalid.
<b>Type</b>	Error: An error occurred
<b>Severity</b>	error
<b>Action</b>	Reconfigure the fud process with valid server addresses.

### FUD\_BIND\_FAILURE

---

<b>System Log Message</b>	bind(port <i>port</i> ) failed: <i>error-message</i>
<b>Description</b>	The UDP forwarding process (fud) received the indicated error when it tried to bind a socket to a local address.
<b>Type</b>	Error: An error occurred
<b>Severity</b>	error
<b>Action</b>	Contact your technical support representative.

## FUD\_DAEMON\_FAILURE

---

<b>System Log Message</b>	Unable to run in the background as daemon: <i>error-message</i>
<b>Description</b>	The UDP forwarding process (fud) could not create a version of itself to run in the background as a daemon.
<b>Type</b>	Error: An error occurred
<b>Severity</b>	error
<b>Action</b>	Contact your technical support representative.

## FUD\_MEMORY\_ALLOCATION\_FAILURE

---

<b>System Log Message</b>	Unable to allocate <i>count</i> bytes of memory: <i>error-message</i>
<b>Description</b>	The UDP forwarding process (fud) could not allocate the indicated amount of memory from the heap.
<b>Type</b>	Error: An error occurred
<b>Severity</b>	error
<b>Action</b>	Contact your technical support representative.

## FUD\_PERMISSION\_FAILURE

---

<b>System Log Message</b>	<i>program-name</i> must be run as root
<b>Description</b>	The user who attempted to start the UDP forwarding process (fud) was not the root user, so the process did not start.
<b>Type</b>	Error: An error occurred
<b>Severity</b>	error
<b>Action</b>	Become the root user before issuing the 'fud' command.

## FUD\_PIDLOCK\_FAILURE

---

<b>System Log Message</b>	Unable to lock PID file; another <i>program-name</i> was running
<b>Description</b>	The UDP Forwarding process (fud) attempted to lock the file that records its process ID (PID), which serves to prevent multiple instances of the fud process from running simultaneously. The attempt failed.
<b>Type</b>	Error: An error occurred
<b>Severity</b>	error
<b>Cause</b>	Another instance of the fud process is running.
<b>Action</b>	Check whether another fud process is running, and stop it if appropriate.



## FUD\_PIDUPDATE\_FAILURE

---

<b>System Log Message</b>	Unable to update PID file for <i>program-name</i>
<b>Description</b>	The UDP Forwarding process (fud) attempted to update the file that records its process ID (PID), which serves to prevent multiple instances of the fud process from running simultaneously. The attempt failed.
<b>Type</b>	Error: An error occurred
<b>Severity</b>	error
<b>Cause</b>	Another instance of the fud process is running.
<b>Action</b>	Check whether another fud process is running, and stop it if appropriate.

## FUD\_RECVMSG\_FAILURE

---

<b>System Log Message</b>	Exiting because of repeated recvmsg() failures
<b>Description</b>	The UDP Forwarding process (fud) could not receive data from the network, which it needs to do during normal operation.
<b>Type</b>	Error: An error occurred
<b>Severity</b>	error
<b>Action</b>	Contact your technical support representative.

## FUD\_RTsock\_WRITE\_FAILURE

---

<b>System Log Message</b>	Unable to write to routing socket: <i>error-message</i>
<b>Description</b>	The UDP Forwarding process (fud) could not write to its routing socket for the indicated reason.
<b>Type</b>	Error: An error occurred
<b>Severity</b>	error
<b>Action</b>	Contact your technical support representative.

## FUD\_SENDMSG\_FAILURE

---

<b>System Log Message</b>	sendmsg() to <i>destination-address</i> port <i>port</i> on interface <i>interface-name</i> rt_inst <i>routing-instance</i> failed: <i>error-message</i>
<b>Description</b>	The UDP Forwarding process (fud) could not send data to the indicated destination port and address via the indicated interface and routing instance, which it needs to do during normal operation.
<b>Type</b>	Error: An error occurred
<b>Severity</b>	error
<b>Action</b>	Contact your technical support representative.

**FUD\_SENDMSG\_NOINT\_FAILURE**

---

<b>System Log Message</b>	sendmsg() to <i>destination-address</i> port <i>port</i> rt_inst <i>routing-instance</i> failed: <i>error-message</i>
<b>Description</b>	The UDP Forwarding process (fud) could not send data to the indicated destination port and address via the indicated routing instance, which it needs to do during normal operation.
<b>Type</b>	Error: An error occurred
<b>Severity</b>	error
<b>Action</b>	Contact your technical support representative.

**FUD\_SETSOCKOPT\_FAILURE**

---

<b>System Log Message</b>	setsockopt( <i>arguments</i> ) failed: <i>error-message</i>
<b>Description</b>	The UDP Forwarding process (fud) could not set the indicated socket option.
<b>Type</b>	Error: An error occurred
<b>Severity</b>	error
<b>Action</b>	Contact your technical support representative.

**FUD\_SOCKET\_FAILURE**

---

<b>System Log Message</b>	socket( <i>arguments</i> ) failed: <i>error-message</i>
<b>Description</b>	The UDP Forwarding process (fud) could not create a socket.
<b>Type</b>	Error: An error occurred
<b>Severity</b>	error
<b>Action</b>	Contact your technical support representative.

## Chapter 30

# FWAUTH System Log Messages

This chapter describes messages with the **FWAUTH** prefix. They are generated by the process that authenticates users when they initiate a connection across a firewall.

### FWAUTH\_FTP\_LONG\_PASSWORD

---

<b>System Log Message</b>	Authentication for user <i>username</i> at <i>client-address</i> was denied (long password).
<b>Description</b>	The length of the password must not exceed 128 characters.
<b>Type</b>	Event: This message reports an event, not an error
<b>Severity</b>	info

### FWAUTH\_FTP\_LONG\_USERNAME

---

<b>System Log Message</b>	Authentication for user <i>username</i> at <i>client-address</i> was denied (long username).
<b>Description</b>	The length of the username must not exceed 64 characters.
<b>Type</b>	Event: This message reports an event, not an error
<b>Severity</b>	info

### FWAUTH\_FTP\_USER\_AUTH\_ACCEPTED

---

<b>System Log Message</b>	User <i>usernamegroup-name</i> at <i>client-address</i> is accepted.
<b>Description</b>	The authenticated user can start accessing protected resources.
<b>Type</b>	Event: This message reports an event, not an error
<b>Severity</b>	info

### FWAUTH\_FTP\_USER\_AUTH\_FAIL

---

<b>System Log Message</b>	User <i>username</i> at <i>client-address</i> is rejected.
<b>Description</b>	User authentication failed because the username or password was invalid.
<b>Type</b>	Event: This message reports an event, not an error
<b>Severity</b>	notice

**FWAUTH\_HTTP\_USER\_AUTH\_ACCEPTED**

---

<b>System Log Message</b>	User <i>username</i> group-name at <i>client-address</i> is accepted.
<b>Description</b>	The authenticated user can start accessing protected resources.
<b>Type</b>	Event: This message reports an event, not an error
<b>Severity</b>	info

**FWAUTH\_HTTP\_USER\_AUTH\_FAIL**

---

<b>System Log Message</b>	User <i>username</i> at <i>client-address</i> is rejected.
<b>Description</b>	User authentication failed because the username or password was invalid.
<b>Type</b>	Event: This message reports an event, not an error
<b>Severity</b>	notice

**FWAUTH\_TELNET\_LONG\_PASSWORD**

---

<b>System Log Message</b>	Authentication for user <i>username</i> at <i>client-address</i> was denied (long password).
<b>Description</b>	The length of the password must not exceed 128 characters.
<b>Type</b>	Event: This message reports an event, not an error
<b>Severity</b>	info

**FWAUTH\_TELNET\_LONG\_USERNAME**

---

<b>System Log Message</b>	Authentication for user <i>username</i> at <i>client-address</i> was denied (long username).
<b>Description</b>	The length of username must not exceed 64 characters.
<b>Type</b>	Event: This message reports an event, not an error
<b>Severity</b>	info

**FWAUTH\_TELNET\_USER\_AUTH\_ACCEPTED**

---

<b>System Log Message</b>	User <i>username</i> group-name at <i>client-address</i> is accepted.
<b>Description</b>	The authenticated user can start accessing protected resources
<b>Type</b>	Event: This message reports an event, not an error
<b>Severity</b>	info

**FWAUTH\_TELNET\_USER\_AUTH\_FAIL**

---

<b>System Log Message</b>	User <i>username</i> at <i>client-address</i> is rejected.
<b>Description</b>	User authentication failed because the username or password was invalid.
<b>Type</b>	Event: This message reports an event, not an error

**Severity** notice

## **FWAUTH\_WEBAUTH\_FAIL**

---

**System Log Message** WebAuth user *username* at *client-address* is rejected/timed out.

**Description** The provided user credentials are not valid.

**Type** Event: This message reports an event, not an error

**Severity** info

## **FWAUTH\_WEBAUTH\_SUCCESS**

---

**System Log Message** WebAuth user *username* at *client-address* is accepted.

**Description** The authenticated user can start accessing protected resources.

**Type** Event: This message reports an event, not an error

**Severity** info



## Chapter 31

# HNCACHED System Log Messages

This chapter describes messages with the HNCACHED prefix. They are generated by the hostname-caching process.

### HNCACHED\_HOST\_ADDRESS\_CHANGED

---

<b>System Log Message</b>	Detected change in IP addresses for host: <i>hostname</i>
<b>Description</b>	The hostname-caching process (hostname-cached) detected that the set of IP addresses for the specified hostname changed.
<b>Type</b>	Event: This message reports an event, not an error
<b>Severity</b>	info

### HNCACHED\_NAME\_RESOLUTION\_FAILURE

---

<b>System Log Message</b>	Failed to resolve hostname: <i>hostname</i> ( <i>error-message</i> )
<b>Description</b>	The hostname-caching process (hostname-cached) failed to resolve the specified hostname for the indicated reason.
<b>Type</b>	Error: An error occurred
<b>Severity</b>	error
<b>Action</b>	(1) If the hostname used in config is incorrect, fix it. (2) Ensure that the configured name-server is reachable and working.





## Chapter 32

# ICCPD System Log Messages

This chapter describes messages with the ICCPD prefix. They are generated by the interchassis communication process (iccpd).

### ICCPD\_ASSERT\_SOFT

---

<b>System Log Message</b>	Soft assertion failed at line <i>line-number</i> in file ' <i>source-filename</i> ' with error " <i>message</i> ", but iccpd with PID <i>pid</i> continued running
<b>Description</b>	The source code for the interchassis communication process (iccpd) includes internal self-consistency checks. As the iccpd process with the indicated process ID (PID) executed the binary compiled from the indicated source file, a check failed at the indicated line number in the file. The iccpd process created a diagnostic core file for analysis by technical support personnel and continued to run.
<b>Type</b>	Error: An error occurred
<b>Severity</b>	error
<b>Cause</b>	An internal software failure occurred.
<b>Action</b>	Examine the messages that immediately follow this message in the system log for information about possible causes. Contact a technical support representative, and be ready to provide the list of messages and the diagnostic core file, if requested.

### ICCPD\_OPEN\_ERROR

---

<b>System Log Message</b>	<i>error-message</i> : open error on pipe
<b>Description</b>	The interchassis communication process (iccpd) could not initialize.
<b>Type</b>	Error: An error occurred
<b>Severity</b>	error
<b>Action</b>	Contact your technical support representative.

### ICCPD\_READ\_ERROR

---

<b>System Log Message</b>	Read error on pipe from <i>client-name</i> : <i>reason (error-message)</i>
<b>Description</b>	The interchassis communication process (iccpd) could not read a message on a pipe for the indicated client.

<b>Type</b>	Error: An error occurred
<b>Severity</b>	info
<b>Action</b>	Contact your technical support representative.

## ICCPD\_WRITE\_ERROR

---

<b>System Log Message</b>	write error on pipe to <i>client-name</i> :
<b>Description</b>	The interchassis communication process (iccpd) could not write a message on a pipe for the indicated client.
<b>Type</b>	Error: An error occurred
<b>Severity</b>	error
<b>Action</b>	Contact your technical support representative.

## Chapter 33

# IDP System Log Messages

This chapter describes messages with the ICCPD prefix. They are generated by the interchassis communication process (iccpd).

### ICCPD\_ASSERT\_SOFT

---

<b>System Log Message</b>	Soft assertion failed at line <i>line-number</i> in file ' <i>source-filename</i> ' with error " <i>message</i> ", but iccpd with PID <i>pid</i> continued running
<b>Description</b>	The source code for the interchassis communication process (iccpd) includes internal self-consistency checks. As the iccpd process with the indicated process ID (PID) executed the binary compiled from the indicated source file, a check failed at the indicated line number in the file. The iccpd process created a diagnostic core file for analysis by technical support personnel and continued to run.
<b>Type</b>	Error: An error occurred
<b>Severity</b>	error
<b>Cause</b>	An internal software failure occurred.
<b>Action</b>	Examine the messages that immediately follow this message in the system log for information about possible causes. Contact a technical support representative, and be ready to provide the list of messages and the diagnostic core file, if requested.

### ICCPD\_OPEN\_ERROR

---

<b>System Log Message</b>	<i>error-message</i> : open error on pipe
<b>Description</b>	The interchassis communication process (iccpd) could not initialize.
<b>Type</b>	Error: An error occurred
<b>Severity</b>	error
<b>Action</b>	Contact your technical support representative.

### ICCPD\_READ\_ERROR

---

<b>System Log Message</b>	Read error on pipe from <i>client-name</i> : <i>reason (error-message)</i>
<b>Description</b>	The interchassis communication process (iccpd) could not read a message on a pipe for the indicated client.

<b>Type</b>	Error: An error occurred
<b>Severity</b>	info
<b>Action</b>	Contact your technical support representative.

## ICCPD\_WRITE\_ERROR

---

<b>System Log Message</b>	write error on pipe to <i>client-name</i> :
<b>Description</b>	The interchassis communication process (iccpd) could not write a message on a pipe for the indicated client.
<b>Type</b>	Error: An error occurred
<b>Severity</b>	error
<b>Action</b>	Contact your technical support representative.

## Chapter 34

# JADE System Log Messages

This chapter describes messages with the JADE prefix. They are generated by the JUNOScript authentication process (jade), which authenticates and checks authorization of client applications using the JUNOScript application programming interface (API).

### JADE\_ATTRIBUTES\_TOO\_LONG

---

<b>System Log Message</b>	Attribute number or length in client <i>junoscript</i> tag was too large
<b>Description</b>	The JUNOScript client passed too many attributes in the initial <code>&lt;junoscript&gt;</code> tag, or the attributes were too long.
<b>Type</b>	Error: An error occurred
<b>Severity</b>	error

### JADE\_AUTH\_FAILURE

---

<b>System Log Message</b>	Authentication failed for user ' <i>username</i> ' : <i>error-message</i>
<b>Description</b>	The username or password supplied by the client was incorrect.
<b>Type</b>	Error: An error occurred
<b>Severity</b>	notice

### JADE\_AUTH\_SUCCESS

---

<b>System Log Message</b>	Authentication succeeded for user ' <i>username</i> '
<b>Description</b>	The jade authentication process authenticated the indicated user.
<b>Type</b>	Event: This message reports an event, not an error
<b>Severity</b>	notice

### JADE\_EXEC\_ERROR

---

<b>System Log Message</b>	CLI xml-mode exec error: <i>error-message</i>
<b>Description</b>	The JUNOScript authentication process (jade) could not start because of an internal error.
<b>Type</b>	Error: An error occurred

**Severity** error

## JADE\_PAM\_ERROR

---

**System Log Message** PAM error: *error-message*

**Description** The JUNOScript authentication process (jade) could not process the credentials supplied by the client.

**Type** Error: An error occurred

**Severity** error

## JADE\_PAM\_NO\_LOCAL\_USER

---

**System Log Message** Unable to get local username from PAM: *error-message*

**Description** The JUNOScript authentication process (jade) could not obtain a local username while processing the credentials supplied by the client.

**Type** Error: An error occurred

**Severity** error

## JADE\_SOCKET\_ERROR

---

**System Log Message** Socket operation '*operation*' failed: *error-message*

**Description** The indicated socket operation, initiated by the JUNOScript authentication process (jade), failed for the indicated reason.

**Type** Error: An error occurred

**Severity** error

## Chapter 35

# JCS System Log Messages

This chapter describes messages with the JCS prefix. They are generated by the Juniper Control System (jcsd) process.

### JCS\_BBD\_LOAD\_FAILURE

---

<b>System Log Message</b>	Blade <i>slot</i> load BBD failure: <i>error-message</i>
<b>Description</b>	The JCS process (jcsd) could not load blade bay data for the specified blade.
<b>Type</b>	Error: An error occurred
<b>Severity</b>	error

### JCS\_BBD\_LOCAL\_MISMATCH

---

<b>System Log Message</b>	Blade <i>slot</i> BBD <i>error-message</i> mismatch ( <i>expected-value</i> != <i>received-value</i> )
<b>Description</b>	The blade bay data retrieved for the specified blade does not match the data loaded during the reboot process. This error usually indicates that blade bay data in the JCS Management Module was changed since the last reboot.
<b>Type</b>	Error: An error occurred
<b>Severity</b>	error

### JCS\_BBD\_NOT\_FOUND

---

<b>System Log Message</b>	Blade <i>slot</i> bay data not found
<b>Description</b>	Blade bay data was not found for the specified blade.
<b>Type</b>	Error: An error occurred
<b>Severity</b>	error

### JCS\_BBD\_NOT\_VALID

---

<b>System Log Message</b>	Blade <i>slot</i> BBD is invalid
<b>Description</b>	The blade bay data for the specified blade is invalid.
<b>Type</b>	Error: An error occurred
<b>Severity</b>	error

**JCS\_BBD\_PARSE\_ERROR**

---

<b>System Log Message</b>	Blade <i>slot</i> bay data parse error - <i>error-message</i>
<b>Description</b>	The blade bay data for the specified blade did not parse correctly.
<b>Type</b>	Error: An error occurred
<b>Severity</b>	error

**JCS\_BBD\_PEER\_MISMATCH**

---

<b>System Log Message</b>	Peer blade <i>slot</i> BBD <i>error-message</i> mismatch ( <i>expected-value</i> != <i>received-value</i> )
<b>Description</b>	The blade bay data retrieved for the specified peer blade does not match the data retrieved for the local blade. This error indicates that blade bay data in the JCS Management Module was not configured properly.
<b>Type</b>	Error: An error occurred
<b>Severity</b>	error

**JCS\_BBD\_SYSTEM\_CONFLICT**

---

<b>System Log Message</b>	Local BBD <i>error-message</i> ( <i>value</i> ) conflicts with blade <i>slot</i>
<b>Description</b>	The blade bay data retrieved for the local blade conflicts with another blade in the JCS. This error indicates that blade bay data in the JCS Management Module was not configured properly.
<b>Type</b>	Error: An error occurred
<b>Severity</b>	error

**JCS\_EXT\_LINK\_STATE**

---

<b>System Log Message</b>	Switch <i>slot</i> EXT link state is <i>state</i>
<b>Description</b>	The JCS process (jcsd) detects a change of state for the external link of the indicated switch module.
<b>Type</b>	Event: This message reports an event, not an error
<b>Severity</b>	info

**JCS\_INVALID\_BANDWIDTH\_ERROR**

---

<b>System Log Message</b>	Invalid bandwidth percent ( <i>value</i> )
<b>Description</b>	The specified switch bandwidth is invalid. The bandwidth is defined as a percentage between 1 and 100.
<b>Type</b>	Error: An error occurred
<b>Severity</b>	error



## JCS\_KERNEL\_RSD\_LINK\_DOWN

---

<b>System Log Message</b>	Kernel RSD link is DOWN ( <i>error-message</i> )
<b>Description</b>	The JCS process (jcsd) has disabled kernel RSD communication for the specified reason.
<b>Type</b>	Error: An error occurred
<b>Severity</b>	error

## JCS\_KERNEL\_RSD\_LINK\_ENABLED

---

<b>System Log Message</b>	Kernel RSD link is ENABLED ( <i>error-message</i> )
<b>Description</b>	The JCS process (jcsd) has verified the blade bay data and enabled kernel RSD communication.
<b>Type</b>	Event: This message reports an event, not an error
<b>Severity</b>	info

## JCS\_MM\_COMMUNICATION\_ERROR

---

<b>System Log Message</b>	MM communication error ( <i>error-message</i> )
<b>Description</b>	The JCS process (jcsd) could not send an SNMP request to the Management Module because of the indicated error.
<b>Type</b>	Error: An error occurred
<b>Severity</b>	error

## JCS\_MM\_COMMUNICATION\_OK

---

<b>System Log Message</b>	MM communication is OK
<b>Description</b>	The JCS process (jcsd) has established a communication link with the Management Module.
<b>Type</b>	Event: This message reports an event, not an error
<b>Severity</b>	info

## JCS\_PEER\_BLADE\_STATE

---

<b>System Log Message</b>	Peer blade <i>slot</i> is <i>state</i>
<b>Description</b>	The JCS process (jcsd) detects a change of state for the indicated blade.
<b>Type</b>	Event: This message reports an event, not an error
<b>Severity</b>	info

**JCS\_READ\_BANDWIDTH\_ERROR**

---

<b>System Log Message</b>	Read bandwidth error ( <i>error-code</i> )
<b>Description</b>	The indicated error occurred when attempting to read the current switch bandwidth.
<b>Type</b>	Error: An error occurred
<b>Severity</b>	error

**JCS\_READ\_BBD\_ERROR**

---

<b>System Log Message</b>	Read blade bay data (error = <i>error-code</i> )
<b>Description</b>	The indicated error occurred when attempting to read the current blade bay data via a sysctl call.
<b>Type</b>	Error: An error occurred
<b>Severity</b>	error

**JCS\_RSD\_LINK\_STATE**

---

<b>System Log Message</b>	Switch <i>slot</i> RSD link state is <i>state</i>
<b>Description</b>	The JCS process (jcsd) detects a change of state for the RSD link of the indicated switch module.
<b>Type</b>	Event: This message reports an event, not an error
<b>Severity</b>	info

**JCS\_SWITCH\_BANDWIDTH\_CONFIG**

---

<b>System Log Message</b>	Switch <i>slot</i> bandwidth <i>value1</i> percent ( <i>value2</i> Kbps)
<b>Description</b>	The indicated JCS Switch Module has changed the bandwidth configuration to the specified value.
<b>Type</b>	Event: This message reports an event, not an error
<b>Severity</b>	info

**JCS\_SWITCH\_COMMUNICATION\_ERROR**

---

<b>System Log Message</b>	Switch <i>slot</i> communication error ( <i>error-message</i> )
<b>Description</b>	The JCS process (jcsd) could not send an SNMP request to the indicated Switch Module because of the indicated error.
<b>Type</b>	Error: An error occurred
<b>Severity</b>	error

**JCS\_SWITCH\_COMMUNICATION\_OK**

---

<b>System Log Message</b>	Switch <i>slot</i> communication is OK
<b>Description</b>	The JCS process (jcsd) has established a communication link with the indicated Switch Module.
<b>Type</b>	Event: This message reports an event, not an error
<b>Severity</b>	info



## Chapter 36

# JDIAMETERD System Log Messages

This chapter describes messages with the JDIAMETERD prefix. They are generated by the `jdiameter` process (`jdiameterd`). Jdiameter is an open source software implementation of the Diameter Base Protocol that is written in Java.

### JDIAMETERD\_FUNC\_ACCEPT\_FAIL

---

<b>System Log Message</b>	Accept failed: no socket
<b>Description</b>	The Diameter process ( <code>jdiameterd</code> ) failed to accept a connection from the process that implements the Diameter function.
<b>Type</b>	Error: An error occurred
<b>Severity</b>	error

### JDIAMETERD\_FUNC\_ACCEPT\_NOT\_FOUND

---

<b>System Log Message</b>	Path <i>pathname</i> does not match any application
<b>Description</b>	The Diameter process ( <code>jdiameterd</code> ) rejected a function-side connection because there was no matching Diameter function.
<b>Type</b>	Error: An error occurred
<b>Severity</b>	error

### JDIAMETERD\_FUNC\_OUT\_OF\_SYNC

---

<b>System Log Message</b>	Application <i>diameter-function</i> is out of sync, disconnecting
<b>Description</b>	The Diameter process ( <code>jdiameterd</code> ) was out of sync with the process that implements the Diameter function. The connection was closed so that a new connection with full resynchronization could be established.
<b>Type</b>	Error: An error occurred
<b>Severity</b>	error

### JDIAMETERD\_FUNC SOCK\_BIND\_FAIL

---

<b>System Log Message</b>	Unable to bind listening socket to <i>pathname</i>
<b>Description</b>	The Diameter process ( <code>jdiameterd</code> ) was unable to bind the listening socket for function-side connections.

**Type** Error: An error occurred  
**Severity** error

---

**JDIAMETERD\_FUNC\_SOCK\_CREATE\_FAIL**

---

**System Log Message** Unable to create listening socket  
**Description** The Diameter process (jdiameterd) was unable to create a listening socket for function-side connections.  
**Type** Error: An error occurred  
**Severity** error

---

**JDIAMETERD\_FUNC\_SOCK\_LISTEN\_FAIL**

---

**System Log Message** Unable to listen on *pathname*  
**Description** The Diameter process (jdiameterd) was unable to listen on the socket for function-side connections.  
**Type** Error: An error occurred  
**Severity** error

---

**JDIAMETERD\_MEMRLIM\_REQUEST\_FAIL**

---

**System Log Message** Unable to set memory limit  
**Description** The Diameter process (jdiameterd) was unable to set the required memory allocation limit.  
**Type** Error: An error occurred  
**Severity** error

## Chapter 37

# JSRPD System Log Messages

This chapter describes messages with the JSRPD prefix. They are generated by the Juniper Services Redundancy Protocol (jsrpd) process, which controls chassis clustering.

### JSRPD\_DAEMONIZE\_FAILED

---

<b>System Log Message</b>	Aborting, unable to run in the background as a daemon: <i>error-message</i>
<b>Description</b>	The jsrpd process (jsrpd) could not create a version of itself to run in the background as a daemon.
<b>Type</b>	Error: An error occurred
<b>Severity</b>	emergency

### JSRPD\_DUPLICATE

---

<b>System Log Message</b>	Another copy of this program is running
<b>Description</b>	An attempt to start the jsrpd process (jsrpd) failed because an instance of the process was already running.
<b>Type</b>	Error: An error occurred
<b>Severity</b>	error

### JSRPD\_NOT\_ROOT

---

<b>System Log Message</b>	Must be run as root
<b>Description</b>	The user who attempted to start the JSRP process (jsrpd) was not the root user.
<b>Type</b>	Error: An error occurred
<b>Severity</b>	error

### JSRPD\_PID\_FILE\_LOCK

---

<b>System Log Message</b>	Unable to lock PID file: <i>error-message</i>
<b>Description</b>	The jsrpd process (jsrpd) attempted to lock the file that records its process ID (PID), which serves to prevent multiple instances of jsrpd from running simultaneously. The attempt failed.

**Type** Error: An error occurred  
**Severity** error

### JSRPD\_PID\_FILE\_UPDATE

---

**System Log Message** Unable to update process PID file: *error-message*  
**Description** The jsrpd process (jsrpd) attempted to update the file that records its process ID (PID), which serves to prevent multiple instances of jsrpd from running simultaneously. The attempt failed.  
**Type** Error: An error occurred  
**Severity** error

### JSRPD\_SOCKET\_CREATION\_FAILURE

---

**System Log Message** Socket creation (server) failed unexpectedly *error-message*.  
**Description** The jsrpd process (jsrpd) could not successfully create a socket.  
**Type** Error: An error occurred  
**Severity** error

### JSRPD\_SOCKET\_LISTEN\_FAILURE

---

**System Log Message** Socket listen (server) failed unexpectedly. *error-message*  
**Description** The jsrpd process (jsrpd) could not successfully listen on a socket.  
**Type** Error: An error occurred  
**Severity** error

### JSRPD\_SOCKET\_RECV\_HB\_FAILURE

---

**System Log Message** Socket reception of heartbeat from failed unexpectedly *error-message*.  
**Description** The jsrpd process (jsrpd) could not successfully receive on a socket.  
**Type** Error: An error occurred  
**Severity** error

### JSRPD\_USAGE

---

**System Log Message** Usage: jsrpd [-C] [-N] [-X] [-d debug-level] [-l] [-v]  
**Description** The jsrpd process (jsrpd) displayed the syntax statement for the 'jsrpd' command because the command was invoked incorrectly.  
**Type** Event: This message reports an event, not an error  
**Severity** error



## Chapter 38

# KMD System Log Messages

This chapter describes messages with the **KMD** prefix. They are generated by the key management process (kmd), which provides IP Security (IPSec) authentication services for encryption Physical Interface Cards (PICs).

### KMD\_CFG\_IF\_ID\_POOL\_NOT\_FOUND

---

<b>System Log Message</b>	Unable to allocate logical interface for IPSec interface from pool <i>pool-name</i> : pool not found
<b>Description</b>	The key management process (kmd) maintains pools of logical interfaces for assignment to IP Security (IPSec) interfaces. It could not allocate a logical interface, because it could not access the indicated pool.
<b>Type</b>	Error: An error occurred
<b>Severity</b>	error

### KMD\_CFG\_IF\_ID\_POOL\_NO\_ENTRY

---

<b>System Log Message</b>	Unable to return logical interface <i>interface-name.interface-unit</i> to pool <i>pool-name</i> : no entry in pool for interface
<b>Description</b>	The key management process (kmd) maintains pools of logical interfaces for assignment to IP Security (IPSec) interfaces. It could not return the indicated logical interface to the indicated pool, because there was no entry for the interface in the pool.
<b>Type</b>	Error: An error occurred
<b>Severity</b>	error

### KMD\_CFG\_IF\_ID\_POOL\_NO\_INTERFACE

---

<b>System Log Message</b>	Unable to allocate logical interface for IPSec interface from pool <i>pool-name</i> : no interfaces available
<b>Description</b>	The key management process (kmd) maintains pools of logical interfaces for assignment to IP Security (IPSec) interfaces. It could not allocate a logical interface, because none were available in the indicated pool.
<b>Type</b>	Error: An error occurred
<b>Severity</b>	error

**KMD\_CFG\_IF\_ID\_POOL\_RETURN\_FAILED**

---

<b>System Log Message</b>	Unable to return logical interface to pool <i>pool-name</i> : pool not found
<b>Description</b>	The key management process (kmd) maintains pools of logical interfaces for assignment to IP Security (IPSec) interfaces. It could not return a logical interface to the indicated pool, because it could not access the pool.
<b>Type</b>	Error: An error occurred
<b>Severity</b>	error

**KMD\_DPD\_FAILOVER\_MANUAL\_TUNNEL**

---

<b>System Log Message</b>	Tunnel <i>tunnel-name</i> did not fail over: it is manual type
<b>Description</b>	An IP Security (IPSec) tunnel normally fails over to its backup when the key management process (kmd) detects a dead peer. Failover was not attempted for the indicated tunnel, which is configured as a manual type and so does not support failover.
<b>Type</b>	Error: An error occurred
<b>Severity</b>	error

**KMD\_DPD\_FAILOVER\_MAX\_ATTEMPTS**

---

<b>System Log Message</b>	Number of failover attempts exceeded limit <i>count</i> for tunnel <i>tunnel-name</i>
<b>Description</b>	An IP Security (IPSec) tunnel fails over to its backup when the key management process (kmd) detects a dead peer. The key management process (kmd) stopped making failover attempts for the indicated tunnel, because the number of attempts exceeded the indicated limit configured for Internet Key Exchange (IKE) Phase 1 negotiations.
<b>Type</b>	Error: An error occurred
<b>Severity</b>	error
<b>Cause</b>	Failover attempts can fail repeatedly if both the primary and backup peers are unreachable during the failover.

**KMD\_DPD\_FAILOVER\_NO\_ACTIVE\_PEER**

---

<b>System Log Message</b>	Tunnel <i>tunnel-name</i> did not fail over: no active peer configured
<b>Description</b>	An IP Security (IPSec) tunnel normally fails over to its backup when the key management process (kmd) detects a dead peer. Failover was not attempted because the configuration for the indicated tunnel does not include information about an active peer.
<b>Type</b>	Error: An error occurred
<b>Severity</b>	error

### KMD\_DPD\_FAILOVER\_NO\_BACKUP\_PEER

---

<b>System Log Message</b>	Tunnel <i>tunnel-name</i> did not fail over: no backup peer configured
<b>Description</b>	An IP Security (IPSec) tunnel normally fails over to its backup when the key management process (kmd) detects a dead peer. A failover attempt failed when the kmd process found that the configuration for the indicated tunnel does not include information about a backup peer.
<b>Type</b>	Error: An error occurred
<b>Severity</b>	error

### KMD\_DPD\_FAILOVER\_NO\_TUNNEL\_CFG

---

<b>System Log Message</b>	Tunnel did not fail over: tunnel configuration not found
<b>Description</b>	An IP Security (IPSec) tunnel normally fails over to its backup when the key management process (kmd) detects a dead peer. Failover was not attempted because there was no configuration information for the tunnel.
<b>Type</b>	Error: An error occurred
<b>Severity</b>	error

### KMD\_DPD\_IKE\_SERVER\_NOT\_FOUND

---

<b>System Log Message</b>	Unable to send DPD reply to remote peer <i>remote-address:remote-port</i> : no IKE server instance for local peer <i>local-address:local-port</i>
<b>Description</b>	The key management process (kmd) could not retrieve the Internet Key Exchange (IKE) server instance referenced by the indicated local peer (address and port), so it could not reply to the indicated remote peer (address and port) from the local peer.
<b>Type</b>	Error: An error occurred
<b>Severity</b>	error

### KMD\_DPD\_INVALID\_ADDRESS

---

<b>System Log Message</b>	Unable to send DPD reply: local peer <i>local-address</i> ; remote peer <i>remote-address</i>
<b>Description</b>	One of the indicated peer addresses (local or remote) was invalid, so the key management process (kmd) could not send a dead peer detection (DPD) reply to the remote peer.
<b>Type</b>	Error: An error occurred
<b>Severity</b>	error

### KMD\_DPD\_INVALID\_SEQUENCE\_NUMBER

---

<b>System Log Message</b>	Unable to send DPD reply: remote peer <i>remote-address:remote-port</i> provided invalid zero sequence number to local peer <i>local-address:local-port</i>
---------------------------	---

**Description** The indicated remote peer (address and port) provided a zero sequence number, which is invalid, to the indicated local peer (address and port). As a result, the key management process (kmd) could not send a dead peer detection (DPD) reply to the remote peer.

**Type** Error: An error occurred

**Severity** error

### KMD\_DPD\_NO\_LOCAL\_ADDRESS

---

**System Log Message** Unable to send DPD hello message from local peer *local-address/local-port*: address not found in instance *service-set*

**Description** The indicated service set did not include an entry for the indicated local peer (address and port), so the key management process (kmd) could not send a dead peer detection (DPD) hello message from that peer.

**Type** Error: An error occurred

**Severity** error

### KMD\_DPD\_REMOTE\_ADDRESS\_CHANGED

---

**System Log Message** Remote peer address for tunnel *tunnel-name* changed from *old-address* to *new-address*

**Description** The remote peer address in the configuration for the indicated tunnel changed to a new value as indicated.

**Type** Event: This message reports an event, not an error

**Severity** notice

### KMD\_DPD\_REMOTE\_PEER\_NOT\_FOUND

---

**System Log Message** Unable to send DPD reply: DPD entry for remote peer *remote-address:remote-port* not found in IKE server instance *service-set*

**Description** The Internet Key Exchange (IKE) server instance for the indicated service set did not include an entry for the indicated remote peer (address and port), so the key management process (kmd) could not send a dead peer detection (DPD) reply.

**Type** Error: An error occurred

**Severity** error

### KMD\_DPD\_UNEXPECTED\_IKE\_STATUS

---

**System Log Message** DPD reply to remote peer *remote-address:remote-port* failed with unexpected status *status* for IKE server instance *ike-instance*

**Description** A dead peer detection (DPD) reply sent to the indicated remote peer (address and port) failed and returned the indicated Internet Key Exchange (IKE) status code for the indicated IKE instance.

**Type** Error: An error occurred

**Severity** error

## KMD\_PM\_AUTH\_ALGORITHM\_INVALID

---

**System Log Message** Invalid authentication algorithm *auth-algorithm-id* negotiated in transform *transform-id* for use by *protocol-name* in tunnel *tunnel-name*

**Description** During Internet Key Exchange (IKE) Phase 2 negotiation of the indicated transform, the indicated authentication algorithm was chosen to be used by the indicated protocol (Authentication Header [AH] or Encapsulating Security Payload [ESP]) for the indicated tunnel. The algorithm is not a valid value, so the associated security association (SA) was not established.

**Type** Error: An error occurred

**Severity** error

## KMD\_PM\_DUPLICATE\_LIFE\_DURATION

---

**System Log Message** Duplicate SA life duration value given in Quick Mode notification from *remote-address:remote-port*

**Description** The IKE Quick Mode notification message from the indicated remote gateway and remote port contains duplicate value for life duration. Hence Quick Mode notification payload is dropped.

**Type** Error: An error occurred

**Severity** error

## KMD\_PM\_DYNAMIC\_SA\_INSTALL\_FAILED

---

**System Log Message** Unable to install dynamic SA for tunnel *tunnel-name*

**Description** Installation of a dynamic security association (SA) failed for the indicated tunnel during Internet Key Exchange (IKE) Phase 2.

**Type** Error: An error occurred

**Severity** error

## KMD\_PM\_ENCRYPTION\_INVALID

---

**System Log Message** Invalid encryption algorithm negotiated in transform *transform-id* for use by ESP in tunnel *tunnel-name*

**Description** During Internet Key Exchange (IKE) Phase 2 negotiation of the indicated transform, an encryption algorithm was chosen to be used by the Encapsulating Security Payload (ESP) protocol for the indicated tunnel. The algorithm is not a valid value, so the associated security association (SA) was not installed to the data path.

**Type** Error: An error occurred

**Severity** error

**KMD\_PM\_IKE\_SERVER\_LOOKUP\_FAILED**

---

<b>System Log Message</b>	No IKE server to connect Phase-1 to <i>remote-peer</i>
<b>Description</b>	The IKE Phase-1 negotiation with indicated remote gateway address failed because there is no corresponding IKE server running locally.
<b>Type</b>	Error: An error occurred
<b>Severity</b>	error

**KMD\_PM\_IKE\_SERVER\_NOT\_FOUND**

---

<b>System Log Message</b>	Failed to connect to <i>remote-address:remote-port</i> as there is no IKE server context available in instance <i>service-set</i>
<b>Description</b>	There is no local IKE server context in the indicated service set, hence failed to send the SPI delete notification request.
<b>Type</b>	Error: An error occurred
<b>Severity</b>	error

**KMD\_PM\_IKE\_SRV\_NOT\_FOUND\_CREATE**

---

<b>System Log Message</b>	Local peer <i>local-address:local-port</i> could not inform remote peer <i>remote-address:remote-port</i> of SA creation failure: IKE server not found
<b>Description</b>	The key management process (kmd) could not connect to the indicated remote peer (address and port), because it could not locate a Internet Key Exchange (IKE) server for the indicated local peer (address and port). As a result, it could not notify the remote peer that a security association (SA) was not created.
<b>Type</b>	Error: An error occurred
<b>Severity</b>	error

**KMD\_PM\_IKE\_SRV\_NOT\_FOUND\_DELETE**

---

<b>System Log Message</b>	Unable to notify remote peer <i>remote-address:remote-port</i> that SPI was deleted: no IKE server for service set <i>service-set</i>
<b>Description</b>	The indicated service set did not have a local Internet Key Exchange (IKE) server context for the indicated remote peer (address and port). As a result, notification about deletion of a security parameter index (SPI) was not sent.
<b>Type</b>	Error: An error occurred
<b>Severity</b>	error

**KMD\_PM\_ILLEGAL\_REMOTE\_GW\_ID**

---

<b>System Log Message</b>	Aborting Phase-1 negotiation. Cannot initiate negotiation with invalid Phase-1 remote <i>remote-peer</i> in instance: <i>service-set</i>
---------------------------	--

**Description** The specified remote gateway identity is neither an IPv4 address nor an IPv6 address. Hence Phase-1 negotiation can not be started

**Type** Error: An error occurred

**Severity** error

## KMD\_PM\_INCONSISTENT\_P2\_IDS

**System Log Message** Inconsistent phase-2 (IPsec) identities, local : initiator = *local-initiator* responder = *local-responder* remote : initiator = *remote-initiator* responder = *remote-responder*

**Description** Initiator and responder identities at the local end are inconsistent with the remote peer's identities. Quick Mode negotiation is aborted.

**Type** Error: An error occurred

**Severity** error

## KMD\_PM\_INVALID\_LIFE\_TYPE

**System Log Message** Invalid life type *units-type* found in the Quick Mode notification from *remote-address:remote-port*

**Description** The IKE Quick Mode notification message from the indicated remote gateway and remote port contains invalid life type. Second and Kilobytes are the only supported life types currently. Hence Quick Mode notification payload is dropped.

**Type** Error: An error occurred

**Severity** error

## KMD\_PM\_KEY\_NOT\_SUPPORTED

**System Log Message** Key type *type* not supported

**Description** The key management process (kmd) retrieved a key of the indicated type during Internet Key Exchange (IKE) Phase 1. The key type is not one of the supported types, which are public/private and preshared.

**Type** Error: An error occurred

**Severity** error

## KMD\_PM\_LIFETIME\_DUPLICATE

**System Log Message** Phase 2 lifetime notification message from remote peer *remote-address:remote-port* specified duplicate duration

**Description** During Internet Key Exchange (IKE) Phase 2 negotiation, the indicated remote peer (address and port) sent a lifetime notification message that specified a duplicate value for the security association (SA) lifetime duration. As a result, the key management process (kmd) discarded the notification message.

**Type** Error: An error occurred

**Severity** error

**KMD\_PM\_LIFETIME\_LENGTH\_UNEQUAL**

---

<b>System Log Message</b>	Phase 2 lifetime notification message from remote peer <i>remote-address:remote-port</i> had unequal payload length
<b>Description</b>	During Internet Key Exchange (IKE) Phase 2 negotiation, the indicated remote peer (address and port) sent a lifetime notification message with an unequal payload length. As a result, the key management process (kmd) discarded the notification message.
<b>Type</b>	Error: An error occurred
<b>Severity</b>	error

**KMD\_PM\_LIFETIME\_NO\_DURATION**

---

<b>System Log Message</b>	Phase 2 lifetime notification message from remote peer <i>remote-address:remote-port</i> did not define duration
<b>Description</b>	During Internet Key Exchange (IKE) Phase 2 negotiation, the indicated remote peer (address and port) sent a lifetime notification message that did not specify a duration for the security association (SA) lifetime. As a result, the key management process (kmd) discarded the notification message.
<b>Type</b>	Error: An error occurred
<b>Severity</b>	error

**KMD\_PM\_LIFETIME\_TYPE\_UNDEFINED**

---

<b>System Log Message</b>	Phase 2 lifetime notification message from remote peer <i>remote-address:remote-port</i> did not specify life type
<b>Description</b>	During Internet Key Exchange (IKE) Phase 2 negotiation, the indicated remote peer (address and port) sent a lifetime notification message that did not specify a life type, making it impossible to determine the lifetime duration for the corresponding security association (SA). As a result, the key management process (kmd) discarded the notification message.
<b>Type</b>	Error: An error occurred
<b>Severity</b>	error

**KMD\_PM\_LIFETIME\_UNITS\_INVALID**

---

<b>System Log Message</b>	Phase 2 lifetime notification message from remote peer <i>remote-address:remote-port</i> specified invalid units type <i>units-type</i>
<b>Description</b>	During Internet Key Exchange (IKE) Phase 2 negotiation, the indicated remote peer (address and port) sent a lifetime notification message that specified the indicated type of units for the security association (SA) lifetime. The type is invalid (the acceptable units are seconds and kilobytes). As a result, the key management process (kmd) discarded the notification message.
<b>Type</b>	Error: An error occurred



**Severity** error

### KMD\_PM\_NEW\_GROUP\_UNSUPPORTED

---

**System Log Message** New Group mode not supported

**Description** Internet Key Exchange (IKE) New Group mode is not supported, so an attempt to start New Group negotiation failed.

**Type** Error: An error occurred

**Severity** error

### KMD\_PM\_NO\_LIFETIME

---

**System Log Message** Duplicate life time payloads present in the notification from *remote-address:remote-port*. Dropping the notification.

**Description** The IKE Quick Mode notification message from the indicated remote gateway and remote port contains two life type fields and there is no life duration field. Quick Mode notification is being dropped since it has insufficient information about life duration.

**Type** Error: An error occurred

**Severity** error

### KMD\_PM\_NO\_LIFE\_TYPE

---

**System Log Message** Quick mode notification from *remote-address:remote-port* contains lifetime duration without corresponding SA lifetime payload.

**Description** The IKE Quick Mode notification message from the indicated remote gateway and remote port does not contain life type, hence existing life duration cannot be interpreted to be of a particular life type. Quick Mode notification payload is dropped.

**Type** Error: An error occurred

**Severity** error

### KMD\_PM\_NO\_PROPOSAL\_FOR\_PHASE1

---

**System Log Message** Aborting Phase-1 negotiation. No proposal found to initiate negotiation between local:*local-peer* and remote *remote-peer* in instance:*service-set*

**Description** It is not possible to start the Phase-1 negotiation to the indicated remote gateway because there is no proposal present.

**Type** Error: An error occurred

**Severity** error

### KMD\_PM\_NO\_SPD\_PHASE1\_FUNC\_PTR

---

**System Log Message** Phase-1 SPD handler is not registered in instance:*service-set*

**Description** Phase-1 negotiation can not be initiated as initialization function failed.

**Type** Error: An error occurred  
**Severity** error

### KMD\_PM\_P1\_POLICY\_LOOKUP\_FAILURE

---

**System Log Message** Policy lookup for Phase-1 [*negotiation-role*] failed for p1\_local = *local-peer*  
p1\_remote = *remote-peer*

**Description** The IKE Phase-1 negotiation with the indicated remote gateway address failed because there is no IKE policy configured for use against the indicated remote gateway.

**Type** Error: An error occurred  
**Severity** error

### KMD\_PM\_P2\_POLICY\_LOOKUP\_FAILURE

---

**System Log Message** Policy lookup for Phase-2 [*negotiation-role*] failed for p1\_local = *local-peer*  
p1\_remote = *remote-peer* p2\_local = *local-prefix* p2\_remote = *remote-prefix*

**Description** The IKE Phase-2 negotiation with the indicated remote gateway address failed because the traffic selectors proposed by the remote gateway address do not match any of the policies configured for the indicated local gateway address. The proposed traffic selectors are indicated by the Phase-2 local and remote IP prefixes.

**Type** Error: An error occurred  
**Severity** error

### KMD\_PM\_PHASE1\_GROUP\_UNREADABLE

---

**System Log Message** Unable to read group attributes from IKE Phase 1 proposal

**Description** The key management process (kmd) could not read the information in an Internet Key Exchange (IKE) Phase 1 proposal about the Diffie-Hellman (DH) group to use.

**Type** Error: An error occurred  
**Severity** error

### KMD\_PM\_PHASE1\_GROUP\_UNSPECIFIED

---

**System Log Message** Used DH group 1 because Phase 1 proposal did not specify group

**Description** The key management process (kmd) assigned Diffie-Hellman (DH) group 1 to an Internet Key Exchange (IKE) Phase 1 proposal because no group was specified.

**Type** Event: This message reports an event, not an error  
**Severity** error

### KMD\_PM\_PHASE1\_IKE\_SRV\_NOT\_FOUND

---

**System Log Message** Unable to perform Phase 1 negotiation with remote peer *remote-peer*: no local IKE server

**Description** The key management process (kmd) could not locate an Internet Key Exchange (IKE) server for the local peer. As a result, IKE Phase 1 negotiation failed with the indicated remote peer.

**Type** Error: An error occurred

**Severity** error

## KMD\_PM\_PHASE1\_NO\_IDENTITIES

---

**System Log Message** Unable to begin Phase 1 negotiation for local peer *service-set* and remote peer *local-peer* in instance *remote-peer*

**Description** Internet Key Exchange (IKE) Phase 1 negotiation did not begin, because either the local peer or remote peer was undefined for the indicated service set.

**Type** Error: An error occurred

**Severity** error

## KMD\_PM\_PHASE1\_NO\_SPD\_HANDLER

---

**System Log Message** No Phase 1 SPD handler registered for service set *service-set*

**Description** A security policy database (SPD) handler is not registered for the indicated service set. As a result, Internet Key Exchange (IKE) Phase 1 negotiation did not begin.

**Type** Error: An error occurred

**Severity** error

## KMD\_PM\_PHASE1\_POLICY\_LOOKUP\_FAIL

---

**System Log Message** Unable to retrieve Phase 1 policy from *negotiation-role* (local peer *local-peer*, remote peer *remote-peer*)

**Description** The key management process (kmd) could not retrieve a policy from the indicated participant to use during Internet Key Exchange (IKE) Phase 1 negotiation between the indicated local and remote peers.

**Type** Error: An error occurred

**Severity** error

## KMD\_PM\_PHASE1\_POLICY\_NOT\_FOUND

---

**System Log Message** Unable to find policy for Phase 1 negotiation between local peer *local-peer* and remote peer *remote-peer* in service set *service-set*

**Description** The key management process (kmd) could not retrieve a policy for Internet Key Exchange (IKE) Phase 1 negotiation between the indicated local and remote peers in the indicated service set. As a result, Phase 1 did not begin.

**Type** Error: An error occurred

**Severity** error

**KMD\_PM\_PHASE1\_POLICY\_SEARCH\_FAIL**

---

<b>System Log Message</b>	No ike-policy found for ike-access-profile: <i>access-profile</i> , instance: <i>service-set</i>
<b>Description</b>	The key management process (kmd) could not retrieve the Phase 1 policy referenced by the indicated Internet Key Exchange (IKE) access profile for the indicated dynamic-endpoint service set.
<b>Type</b>	Error: An error occurred
<b>Severity</b>	error

**KMD\_PM\_PHASE1\_PROTO\_INVALID**

---

<b>System Log Message</b>	Phase 1 transform specified invalid protocol <i>received-value</i> instead of SSH_IKE_PROTOCOL_ISAKMP ( <i>expected-value</i> )
<b>Description</b>	The indicated protocol in a transform negotiated during Internet Key Exchange (IKE) Phase 1 is not a valid value. The only valid value is the Internet Security Association and Key Management Protocol (ISAKMP). The key management process (kmd) rejected the transform.
<b>Type</b>	Error: An error occurred
<b>Severity</b>	error

**KMD\_PM\_PHASE1\_PROTO\_NOT\_ISAKMP**

---

<b>System Log Message</b>	Protocol in IKE Phase 1 proposal was not ISAKMP as expected
<b>Description</b>	The protocol in an Internet Key Exchange (IKE) Phase 1 proposal was not the expected value, which is the Internet Security Association and Key Management Protocol (ISAKMP).
<b>Type</b>	Error: An error occurred
<b>Severity</b>	error

**KMD\_PM\_PHASE1\_PROTO\_TWICE**

---

<b>System Log Message</b>	Phase 1 transform included protocol <i>protocol-id</i> twice
<b>Description</b>	A transform negotiated during Internet Key Exchange (IKE) Phase 1 specified the indicated protocol twice, which is invalid. The key management process (kmd) rejected the transform.
<b>Type</b>	Error: An error occurred
<b>Severity</b>	error

**KMD\_PM\_PHASE1\_TXFORM\_INCOMPLETE**

---

<b>System Log Message</b>	Phase 1 transform was missing mandatory attributes
<b>Description</b>	A transform negotiated during Internet Key Exchange (IKE) Phase 1 did not include values for all attributes. One or more the following was missing: the authentication

algorithm, encryption algorithm, or Diffie-Hellman group. The key management process (kmd) rejected the transform.

**Type** Error: An error occurred  
**Severity** error

### KMD\_PM\_PHASE1\_TXFORM\_INVALID

---

**System Log Message** Phase 1 transform specified invalid transform ID *received-value* instead of *expected-value*

**Description** The indicated identifier for a transform negotiated during Internet Key Exchange (IKE) Phase 1 is not the indicated expected value. The key management process (kmd) rejected the transform.

**Type** Error: An error occurred  
**Severity** error

### KMD\_PM\_PHASE2\_IDENTITY\_MISMATCH

---

**System Log Message** Phase 2 identities did not match: local initiator *local-initiator*, responder *local-responder*; remote initiator *remote-initiator*, responder *remote-responder*

**Description** The indicated initiator and responder identities defined by the local peer did not match the indicated identities defined by the remote peer. The key management process (kmd) canceled Internet Key Exchange (IKE) Phase 2 negotiation.

**Type** Error: An error occurred  
**Severity** error

### KMD\_PM\_PHASE2\_NOTIF\_UNKNOWN

---

**System Log Message** Unknown Phase 2 notification *notification-name* (type *notification-type*, size *length* bytes) from *remote-address:remote-port* for protocol *protocol-id* (SPI(*size*) = *data*)

**Description** The indicated Internet Key Exchange (IKE) Phase 2 notification message from the indicated remote peer (address and port) is a type that the key management process (kmd) does not support. As a result, the kmd process discarded the message and Phase 2 negotiation failed.

**Type** Error: An error occurred  
**Severity** error

### KMD\_PM\_PHASE2\_POLICY\_LOOKUP\_FAIL

---

**System Log Message** Unable to retrieve policy for Phase 2 from *negotiation-role* (Phase 1 local peer *local-peer*, remote peer *remote-peer*; Phase 2 local peer *local-prefix*, remote peer *remote-prefix*)

**Description** The key management process (kmd) could not retrieve a policy from the indicated participant to use during Internet Key Exchange (IKE) Phase 2 negotiation for the indicated local and remote peers. The traffic selectors proposed by the remote peer

(represented by the indicated Phase 2 IP prefixes) do not match any local peer policies.

**Type** Error: An error occurred  
**Severity** error

### KMD\_PM\_PHASE2\_SELECTOR\_UNDEFINED

---

**System Log Message** Unable to start Phase 2: No traffic-selector addresses defined for SA *sa-name*  
**Description** The configuration for the indicated security association (SA) did not include the information about local and remote traffic selectors required for Internet Key Exchange (IKE) Phase 2, so that phase did not begin.  
**Type** Error: An error occurred  
**Severity** error

### KMD\_PM\_PROPOSAL\_NO\_AUTH

---

**System Log Message** AH proposal did not define authentication algorithm  
**Description** An Internet Key Exchange (IKE) Phase 2 proposal did not define the authentication algorithm for the Authentication Header (AH) protocol to use. The key management process (kmd) rejected the proposal.  
**Type** Error: An error occurred  
**Severity** error

### KMD\_PM\_PROPOSAL\_NO\_ENCRYPTION

---

**System Log Message** ESP proposal did not define encryption algorithm  
**Description** An Internet Key Exchange (IKE) Phase 2 proposal did not define the encryption algorithm for the Encapsulating Security Payload (ESP) protocol to use. The key management process (kmd) rejected the proposal.  
**Type** Error: An error occurred  
**Severity** error

### KMD\_PM\_PROPOSAL\_NO\_KEY\_LENGTH

---

**System Log Message** Phase 2 proposal did not specify length for variable key-length cipher *cipher*  
**Description** An Internet Key Exchange (IKE) Phase 2 proposal did not define the key length for the indicated variable-length cipher. As a result, the key management process (kmd) rejected the proposal.  
**Type** Error: An error occurred  
**Severity** error

**KMD\_PM\_PROPOSAL\_NULL\_ESP**

---

<b>System Log Message</b>	ESP was negotiated with null encryption and authentication
<b>Description</b>	Encapsulating Security Payload (ESP) was negotiated as the protocol During Internet Key Exchange (IKE) Phase 2, but no values were negotiated for the authentication and encryption algorithms. As a result, the key management process (kmd) rejected the transform.
<b>Type</b>	Error: An error occurred
<b>Severity</b>	error

**KMD\_PM\_PROPOSAL\_PROTOCOL\_INVALID**

---

<b>System Log Message</b>	Protocol <i>protocol-id</i> in Phase 2 proposal was invalid (was not AH or ESP)
<b>Description</b>	An Internet Key Exchange (IKE) Phase 2 proposal specified the indicated protocol, which is invalid. The acceptable protocols as Authentication Header (AH) and Encapsulating Security Payload (ESP). The key management process (kmd) rejected the proposal.
<b>Type</b>	Error: An error occurred
<b>Severity</b>	error

**KMD\_PM\_PROTO\_INVALID**

---

<b>System Log Message</b>	Invalid protocol <i>protocol-id</i> was negotiated for SA <i>sa-name</i>
<b>Description</b>	During Internet Key Exchange (IKE) Phase 2, the indicated protocol was chosen for the indicated security association (SA). It is not a valid value, so the SA was not established.
<b>Type</b>	Error: An error occurred
<b>Severity</b>	error

**KMD\_PM\_PROTO\_IPCOMP\_UNSUPPORTED**

---

<b>System Log Message</b>	Unsupported IPComp protocol was negotiated for SA <i>sa-name</i>
<b>Description</b>	During Internet Key Exchange (IKE) Phase 2, the IP Payload Compression Protocol (IPComp) was chosen for the indicated security association (SA). IPComp is not supported, so the SA was not established.
<b>Type</b>	Error: An error occurred
<b>Severity</b>	error

**KMD\_PM\_PROTO\_ISAKMP\_RESV\_UNSUPP**

---

<b>System Log Message</b>	Unsupported protocol ISAKMP or RESERVED was negotiated for SA <i>sa-name</i>
<b>Description</b>	During Internet Key Exchange (IKE) Phase 2, either Internet Security Association and Key Management Protocol (ISAKMP) or the value RESERVED was chosen as the

protocol for the indicated security association (SA). They are not supported values, so the SA was not established.

**Type** Error: An error occurred  
**Severity** error

### KMD\_PM\_PROTO\_NOT\_NEGOTIATED

---

**System Log Message** No protocol negotiated for SA *sa-name*  
**Description** While verifying the results of Internet Key Exchange (IKE) Phase 2, the key management process (kmd) determined that no protocol was negotiated for the indicated security association (SA). The SA was not established.  
**Type** Error: An error occurred  
**Severity** error

### KMD\_PM\_REMOTE\_PEER\_INVALID

---

**System Log Message** Phase 1 negotiation failed: remote address *remote-peer* in instance *service-set* is invalid  
**Description** Internet Key Exchange (IKE) Phase 1 negotiation failed because the indicated remote peer address in the indicated service set is not a valid IP version 4 (IPv4) or IP version 6 (IPv6) address.  
**Type** Error: An error occurred  
**Severity** error

### KMD\_PM\_SA\_CFG\_NOT\_FOUND

---

**System Log Message** Unable to install negotiated Phase 2 values: SA *sa-name* configuration not found  
**Description** The key management process (kmd) could not retrieve configuration information for the indicated security association (SA), and so could not record the values that were negotiated for the SA during Internet Key Exchange (IKE) Phase 2. The SA was not established.  
**Type** Error: An error occurred  
**Severity** error

### KMD\_PM\_SA\_DELETE\_REJECT

---

**System Log Message** Rejected SA deletion request for service set *service-set*: SPI size (*size*) is not 4 (local peer *local-address:local-port*, remote peer *remote-address:remote-port*)  
**Description** The key management process (kmd) discarded a message that requested deletion of a security association (SA) between the indicated local peer (address and port) and remote peer (address and port), because the indicated size of the associated Security Parameter Index (SPI) was not as expected. As a result, the SA was not deleted.  
**Type** Error: An error occurred



**Severity** error

## KMD\_PM\_SA\_INDEX\_GEN\_FAILED

**System Log Message** Unable to generate pair index for SA *sa-name* in service set *service-set*

**Description** The key management process (kmd) could not generate a pair index for the indicated security association (SA) in the indicated service set. The kmd process canceled Internet Key Exchange (IKE) Phase 2 negotiation.

**Type** Error: An error occurred

**Severity** error

## KMD\_PM\_SA\_PEER\_ABSENT

**System Log Message** No active peer found in tunnel configuration block *sa-name*

**Description** Failed to find active peer information in the tunnel configuration block. Hence unable to send SA delete notifications to the peer.

**Type** Error: An error occurred

**Severity** error

## KMD\_PM\_SA\_PEER\_NOT\_FOUND

**System Log Message** Unable to find active peer for SA *sa-name*

**Description** The key management process (kmd) could not retrieve information about an active peer from the configuration for the indicated security association (SA). As a result, it could not notify peers that an SA was deleted.

**Type** Error: An error occurred

**Severity** error

## KMD\_PM\_SPI\_DELETE\_REJECT

**System Log Message** IKE Phase-2 delete:In instance *service-set* rejecting request to delete SPI size *sizeu* != 4 Local gateway *local-address:local-port*, Remote gateway *remote-address:remote-port*

**Description** The SPI size in the delete notification is invalid. Hence delete request is rejected. Quick Mode notification payload is dropped.

**Type** Error: An error occurred

**Severity** error

## KMD\_PM\_UNEQUAL\_PAYLOAD\_LENGTH

**System Log Message** Inconsistent payload lengths in Quick Mode responder life time notification from *remote-address:remote-port*

**Description** IKE Quick Mode notification is dropped because of unequal payload length received in the message.

**Type** Error: An error occurred  
**Severity** error

### KMD\_PM\_UNINITIALISE\_ERROR

---

**System Log Message** Invalid policy managerhandle to uninitialized *service-set*  
**Description** Failed to uninitialized the Policy manager object while deleting the indicated service set.  
**Type** Error: An error occurred  
**Severity** error

### KMD\_PM\_UNINITIALIZE\_FAILED

---

**System Log Message** Unable to uninitialized service set *service-set*: invalid policy manager handle  
**Description** The key management process could not delete the indicated service set, because lack of a valid handle prevented the kmd process from uninitialized the policy manager object for the service set.  
**Type** Error: An error occurred  
**Severity** error

### KMD\_PM\_UNKNOWN\_P1\_IDENTITIES

---

**System Log Message** Failed to initiate the Phase-1 negotiation for local:*local-peer* and remote:*remote-peer* in instance:*service-set*  
**Description** Phase-1 negotiation can not be started because either the local gateway identity or the remote gateway identity is unknown.  
**Type** Error: An error occurred  
**Severity** error

### KMD\_PM\_UNKNOWN\_PHASE2\_ENTITIES

---

**System Log Message** No Phase-2 entities present in tunnel configuration block *sa-name*  
**Description** Unable to initiate Phase-2 negotiation because of unknown local and remote traffic selectors in the indicated security association configuration block. For Adaptive Service PIC, the security association configuratin block refers to the tunnel configured under a service set with a given rule name and term name.  
**Type** Error: An error occurred  
**Severity** error

### KMD\_PM\_UNKNOWN\_QM\_NOTIFICATION

---

**System Log Message** Unknown Quick mode notification *notification-name (notification-type)* (size *length*bytes) from *remote-address:remote-port* for protocol = *protocol-idd* spi(*sizeu*) = *data*

**Description** The notification message sent by the indicated remote gateway and remote port is not recognized. Hence Quick Mode notification payload is dropped.

**Type** Error: An error occurred

**Severity** error

## KMD\_PM\_UNSUPPORTED\_KEY

---

**System Log Message** Key type = *type*, not supported

**Description** The specified key type is unsupported. Public/Private and Pre-shared key are the only types supported presently.

**Type** Error: An error occurred

**Severity** error

## KMD\_PM\_UNSUPPORTED\_MODE

---

**System Log Message** New group mode not supported currently

**Description** The IKE New Group mode negotiations failed, because this is not a supported feature currently.

**Type** Error: An error occurred

**Severity** error

## KMD\_SNMP\_EXTRA\_RESPONSE

---

**System Log Message** PIC *pic-slot* sent additional response after reply to SNMP query: *error-message*

**Description** The indicated Physical Interface Card (PIC) sent an additional unexpected message after it responded to a request from the key management process (kmd) for Simple Network Management Protocol (SNMP) statistics about IP Security (IPSec) security associations (SAs). As a result, the kmd process discarded the initial response.

**Type** Error: An error occurred

**Severity** error

## KMD\_SNMP\_FATAL\_ERROR

---

**System Log Message** Fatal SNMP error occurred: *error-message*

**Description** The key management process (kmd) could not retrieve Simple Network Management Protocol (SNMP) statistics about IP Security (IPSec) security associations (SAs), because the indicated fatal SNMP error occurred.

**Type** Error: An error occurred

**Severity** error

**KMD\_SNMP\_IKE\_SERVER\_NOT\_FOUND**

---

<b>System Log Message</b>	Unable to fulfill SNMP request: could not fetch IKE server context for service set <i>service-set</i>
<b>Description</b>	The key management process (kmd) could not retrieve the Internet Key Exchange (IKE) server context for the indicated service set. As a result, it could not process a request for Simple Network Management Protocol (SNMP) statistics.
<b>Type</b>	Error: An error occurred
<b>Severity</b>	error

**KMD\_SNMP\_MALLOC\_FAILED**

---

<b>System Log Message</b>	Unable to allocate memory for reply buffer; SNMP query to PIC <i>pic-slot</i> failed
<b>Description</b>	The key management process (kmd) could not allocate memory for the buffer it uses to store Simple Network Management Protocol (SNMP) statistics about IP Security (IPSec) security associations (SAs). As a result, it could not retrieve statistics from the indicated Physical Interface Card (PIC).
<b>Type</b>	Error: An error occurred
<b>Severity</b>	error

**KMD\_SNMP\_PIC\_CONNECTION\_FAILED**

---

<b>System Log Message</b>	Unable to connect to PIC <i>pic-slot</i> ; SNMP query failed
<b>Description</b>	The key management process (kmd) could not open a connection to the indicated Physical Interface Card (PIC). As a result, it could not retrieve Simple Network Management Protocol (SNMP) statistics about IP Security (IPSec) security associations (SAs).
<b>Type</b>	Error: An error occurred
<b>Severity</b>	error

**KMD\_SNMP\_PIC\_NO\_RESPONSE**

---

<b>System Log Message</b>	PIC <i>pic-slot</i> did not respond to SNMP query: <i>error-message</i>
<b>Description</b>	The indicated Physical Interface Card (PIC) did not respond to a request from the key management process (kmd) for Simple Network Management Protocol (SNMP) statistics about IP Security (IPSec) security associations (SAs).
<b>Type</b>	Error: An error occurred
<b>Severity</b>	error

**KMD\_SNMP\_PIC\_SLOT\_NOT\_FOUND**

---

<b>System Log Message</b>	Unable to retrieve slot information for PIC <i>pic-slot</i> ; SNMP query failed
---------------------------	---

<b>Description</b>	The key management process (kmd) could not retrieve information about the slot housing the indicated Physical Interface Card (PIC). As a result, it could not retrieve Simple Network Management Protocol (SNMP) statistics about IP Security (IPSec) security associations (SAs) from the PIC.
<b>Type</b>	Error: An error occurred
<b>Severity</b>	error

### KMD\_VPN\_DFBIT\_STATUS\_MSG

---

<b>System Log Message</b>	The DF-BIT for VPN <i>vpn-name</i> has been set to <i>argument</i> .
<b>Description</b>	VPN DF bit status has been set.
<b>Type</b>	Event: This message reports an event, not an error
<b>Severity</b>	info

### KMD\_VPN\_DOWN\_ALARM\_USER

---

<b>System Log Message</b>	VPN <i>vpn-name</i> from <i>remote-address</i> is down.
<b>Description</b>	Notification to user that VPN monitor detects IPSec SA is down.
<b>Type</b>	Event: This message reports an event, not an error
<b>Severity</b>	info

### KMD\_VPN\_UP\_ALARM\_USER

---

<b>System Log Message</b>	VPN <i>vpn-name</i> from <i>remote-address</i> is up.
<b>Description</b>	Notification to user that VPN monitor detects IPSec SA is up.
<b>Type</b>	Event: This message reports an event, not an error
<b>Severity</b>	info



## Chapter 39

# L2ALD System Log Messages

This chapter describes messages with the L2ALD prefix. They are generated by the Layer 2 address learning process (l2ald), which supports the dynamic acquisition of information about media access control (MAC) addresses in a Layer 2 bridge environment.

### L2ALD\_DUPLICATE\_RBEB\_MAC

---

<b>System Log Message</b>	Duplicate RBEB mac has been detected ( <i>mac-address</i> ). LE already exists with pbbn_id : <i>pbbn-id</i> . Rejecting LE create with pbbn_id : <i>new-pbbn-id</i>
<b>Description</b>	The l2 learning process (l2ald) already has this particular BEB MAC existing for a different PBBN ID.
<b>Type</b>	Error: An error occurred
<b>Severity</b>	error
<b>Action</b>	Contact your technical support representative.

### L2ALD\_GENCFG\_OP\_FAILED

---

<b>System Log Message</b>	Unable to complete gencfg operation <i>operation</i> (major <i>type</i> , minor <i>subtype</i> ): <i>error-message</i>
<b>Description</b>	The Layer 2 address learning process (l2ald) could not send Layer 2 forwarding-related information to the Packet Forwarding Engines, because the indicated operation failed during configuration generation.
<b>Type</b>	Error: An error occurred
<b>Severity</b>	error
<b>Action</b>	Contact your technical support representative.

### L2ALD\_IPC\_MESSAGE\_ERROR

---

<b>System Log Message</b>	Message (type <i>message-type</i> , subtype <i>message-subtype</i> , opcode <i>message-opcode</i> ) received with error <i>error-message</i>
<b>Description</b>	The Layer 2 address learning process (l2ald) detected an error in an interprocess communication (IPC) message with the indicated characteristics.
<b>Type</b>	Error: An error occurred

<b>Severity</b>	error
<b>Action</b>	Contact your technical support representative.

## L2ALD\_IPC\_MESSAGE\_INVALID

---

<b>System Log Message</b>	Invalid message received (message type <i>message</i> , subtype <i>message-type</i> ): <i>message-subtype</i>
<b>Description</b>	The Layer 2 address learning process (l2ald) received a message with the indicated characteristics. The message was invalid for the indicated reason.
<b>Type</b>	Error: An error occurred
<b>Severity</b>	error
<b>Action</b>	Contact your technical support representative.

## L2ALD\_IPC\_MESSAGE\_SEND\_FAILED

---

<b>System Log Message</b>	Unable to send IPC message to <i>peer-name identifier</i>
<b>Description</b>	The Layer 2 address learning process (l2ald) could not send an interprocess communication (IPC) message to the indicated Layer 2 peer.
<b>Type</b>	Error: An error occurred
<b>Severity</b>	warning
<b>Action</b>	Contact your technical support representative.

## L2ALD\_IPC\_PIPE\_WRITE\_ERROR

---

<b>System Log Message</b>	Unable to write on pipe: <i>error-message</i>
<b>Description</b>	The Layer 2 address learning process (l2ald) could not write to an interprocess communication (IPC) pipe for the indicated reason.
<b>Type</b>	Error: An error occurred
<b>Severity</b>	error
<b>Cause</b>	One possible reason is that there was no reader for the pipe.
<b>Action</b>	Contact your technical support representative.

## L2ALD\_MAC\_LIMIT\_REACHED\_BD

---

<b>System Log Message</b>	Limit on learned MAC addresses reached for routing instance ' <i>routing-instance</i> ', domain ' <i>bridge-domain:vlan-id</i> '; current count is <i>count</i>
<b>Description</b>	The Layer 2 address learning process (l2ald) stopped adding addresses to the MAC address table that were learned by interfaces in the indicated bridging domain, because the indicated count of learned addresses exceeds the configured or default limit for the bridge-domain.



<b>Type</b>	Event: This message reports an event, not an error
<b>Severity</b>	error
<b>Action</b>	Increase the limit on addresses learned by interfaces in the bridge domain, by increasing the value of the 'interface-mac-limit' statement at the [edit routing-instances <routing-instance-name> bridge-domains <bridge-domain-name> bridge-options] hierarchy level.

## L2ALD\_MAC\_LIMIT\_REACHED\_GLOBAL

---

<b>System Log Message</b>	Global limit on learned MAC addresses reached; current count is <i>count</i>
<b>Description</b>	The Layer 2 address learning process (l2ald) stopped adding addresses to the MAC address table, because the indicated count of learned addresses exceeds the limit for the router.
<b>Type</b>	Event: This message reports an event, not an error
<b>Severity</b>	error
<b>Action</b>	Increase the limit on addresses learned by the interfaces on the router by increasing the value of the 'global-mac-limit' statement at the [edit protocols l2-learning] hierarchy level.

## L2ALD\_MAC\_LIMIT\_REACHED\_IF

---

<b>System Log Message</b>	Limit on learned MAC addresses reached for <i>interface-name</i> ; current count is <i>count</i>
<b>Description</b>	The Layer 2 address learning process (l2ald) stopped adding addresses to the MAC address table that were learned by the indicated interface, because the indicated count of learned addresses exceeds the limit configured for the interface.
<b>Type</b>	Event: This message reports an event, not an error
<b>Severity</b>	error
<b>Action</b>	Increase the limit on addresses learned by the interface by increasing the value of the 'interface-mac-limit' statement at the appropriate location under the [edit routing-instances <routing-instance-name> bridge-domains <bridge-domain-name> bridge-options] or the [edit routing-instances <routing-instance-name> protocols vpls] hierarchy level.

## L2ALD\_MAC\_LIMIT\_REACHED\_IFBD

---

<b>System Log Message</b>	Limit on learned MAC addresses reached for <i>interface-name</i> ; current count is <i>count</i>
<b>Description</b>	The Layer 2 address learning process (l2ald) stopped adding addresses to the MAC address table that were learned by the indicated interface:vlan-id, because the indicated count of learned addresses exceeds the limit configured for the interface:vlan-id.
<b>Type</b>	Event: This message reports an event, not an error
<b>Severity</b>	error

**Action** Increase the limit on addresses learned by the interface by increasing the value of the 'interface-mac-limit' statement at the appropriate location under the [edit routing-instances <routing-instance-name> bridge-domains <bridge-domain-name> bridge-options] or the [edit routing-instances <routing-instance-name> protocols vpls] hierarchy level.

## L2ALD\_MAC\_LIMIT\_REACHED\_RTT

---

**System Log Message** Limit on learned MAC addresses reached for routing instance '*routing-instance*'; current count is *count*

**Description** The Layer 2 address learning process (l2ald) stopped adding addresses to the MAC address table that were learned by interfaces in the indicated routing instance, because the indicated count of learned addresses exceeds the configured or default limit for the routing-instance.

**Type** Event: This message reports an event, not an error

**Severity** error

**Action** Increase the limit on addresses learned by interfaces in the routing-instance, by increasing the value of the 'interface-mac-limit' statement at the [edit routing-instances <routing-instance-name> protocol l2-learning] or the [edit routing-instances <routing-instance-name> protocols vpls] hierarchy level.

## L2ALD\_MAC\_LIMIT\_RESET\_BD

---

**System Log Message** Resumed adding MAC addresses learned from routing instance '*routing-instance*', domain '*bridge-domain:vlan-id*'; current count is *count*

**Description** The Layer 2 address learning process (l2ald) resumed adding addresses to the MAC address table that were learned by interfaces in the indicated bridging domain, because the indicated count of learned addresses no longer exceeds the limit configured for the domain.

**Type** Event: This message reports an event, not an error

**Severity** error

**Cause** The probable reason that the count of addresses went below the limit is that addresses in the table reached the age limit and were removed.

## L2ALD\_MAC\_LIMIT\_RESET\_GLOBAL

---

**System Log Message** Resumed adding MAC addresses for router; current count is *count*

**Description** The Layer 2 address learning process (l2ald) resumed adding addresses to the MAC address table, because the indicated count of learned addresses no longer exceeds the configured limit.

**Type** Event: This message reports an event, not an error

**Severity** error

**Cause** The probable reason that the count of addresses went below the limit is that addresses in the table reached the age limit and were removed.

## L2ALD\_MAC\_LIMIT\_RESET\_IF

---

<b>System Log Message</b>	Resumed adding MAC addresses learned by <i>interface-name</i> ; current count is <i>count</i>
<b>Description</b>	The Layer 2 address learning process (l2ald) resumed adding addresses to the MAC address table that were learned by the indicated interface, because the indicated count of learned addresses no longer exceeds the limit configured for the interface.
<b>Type</b>	Event: This message reports an event, not an error
<b>Severity</b>	error
<b>Cause</b>	The probable reason that the count of addresses went below the limit is that addresses in the table reached the age limit and were removed.

## L2ALD\_MAC\_LIMIT\_RESET\_RTT

---

<b>System Log Message</b>	Resumed adding MAC addresses learned from routing instance ' <i>routing-instance</i> '; current count is <i>count</i>
<b>Description</b>	The Layer 2 address learning process (l2ald) resumed adding addresses to the MAC address table that were learned by interfaces in the indicated bridging domain, because the indicated count of learned addresses no longer exceeds the limit configured for the instance.
<b>Type</b>	Event: This message reports an event, not an error
<b>Severity</b>	error
<b>Cause</b>	The probable reason that the count of addresses went below the limit is that addresses in the table reached the age limit and were removed.

## L2ALD\_MAC\_MOVE\_NOTIFICATION

---

<b>System Log Message</b>	MAC Moves detected in the system
<b>Description</b>	When the same MAC address is learned on a different interface, or on the same interface but a different unit number, it is considered a MAC move. When this happens frequently for a specific time duration, a notification is sent
<b>Type</b>	Event: This message reports an event, not an error
<b>Severity</b>	warning
<b>Cause</b>	The probable reason for mac moves is the loops in the topology or some kind of misconfiguration.

## L2ALD\_MALLOC\_FAILED

---

<b>System Log Message</b>	Unable to allocate memory: <i>error-message</i>
<b>Description</b>	The Layer 2 address learning process (l2ald) could not allocate memory while creating a data structure.
<b>Type</b>	Error: An error occurred

<b>Severity</b>	error
<b>Action</b>	Contact your technical support representative.

## L2ALD\_MANAGER\_CONNECT

---

<b>System Log Message</b>	Unable to create pipe to Layer 2 address-learning manager: <i>error-message</i>
<b>Description</b>	The Layer 2 address learning process (l2ald) could not open a pipe for interprocess communication (IPC) with a Layer 2 address-learning manager process.
<b>Type</b>	Error: An error occurred
<b>Severity</b>	error
<b>Action</b>	Contact your technical support representative.

## L2ALD\_NAME\_LENGTH\_IF\_DEVICE

---

<b>System Log Message</b>	Unable to add interface device <i>interface-name</i> ; name exceeds limit of <i>length</i> characters
<b>Description</b>	The Layer 2 address learning process (l2ald) did not add an entry for the indicated interface device to the interface table, because its name exceeds the indicated limit on the number of characters.
<b>Type</b>	Error: An error occurred
<b>Severity</b>	error
<b>Action</b>	Contact your technical support representative.

## L2ALD\_NAME\_LENGTH\_IF\_FAMILY

---

<b>System Log Message</b>	Unable to add interface family <i>interface-family</i> ; name exceeds limit of <i>length</i> characters
<b>Description</b>	The Layer 2 address learning process (l2ald) did not add an entry for the indicated interface family to the interface table, because its name exceeds the indicated limit on the number of characters.
<b>Type</b>	Error: An error occurred
<b>Severity</b>	error
<b>Action</b>	Contact your technical support representative.

## L2ALD\_NAME\_LENGTH\_IF\_LOGICAL

---

<b>System Log Message</b>	Unable to add logical interface <i>interface-name</i> ; name exceeds limit of <i>length</i> characters
<b>Description</b>	The Layer 2 address learning process (l2ald) did not add an entry for the indicated logical interface to the interface table, because its name exceeds the indicated limit on the number of characters.
<b>Type</b>	Error: An error occurred
<b>Severity</b>	error

**Action** Contact your technical support representative.

## L2ALD\_PBBN\_IFL\_REVA

---

**System Log Message** Unable to initialize Provider Backbone Bridging on interface *interface-name*. It is present on a Rev A card.

**Description** The Layer 2 address learning process (l2ald) could not initialize the interface for the provider backbone bridging (PBB) feature because the interface is on a revision A card.

**Type** Error: An error occurred

**Severity** warning

**Cause** Revision A cards do not support provider backbone bridging (PBB) features.

**Action** Contact your technical support representative.

## L2ALD\_PBBN\_REINSTATE\_IFBDS

---

**System Log Message** Hardware VCs are being restored for data packet. They were de-programmed because *interface-name* had an interface on a Rev A card.

**Description** The Layer 2 address learning process (l2ald) reinstated certain hardware circuits to resume data traffic. The circuits were brought down because the provider backbone bridging (PBB) feature had discovered that one of the interfaces was on a revision A card.

**Type** Error: An error occurred

**Severity** warning

**Cause** The interface is no longer present on the revision A card.

**Action** Contact your technical support representative.

## L2ALD\_PBBN\_RETRACT\_IFBDS

---

**System Log Message** Provider Backbone Bridging feature detected on interface *interface-name* on a Rev A card. VCs are being de-programmed.

**Description** The Layer 2 address learning process (l2ald) retracted certain hardware circuits to block data traffic. The circuits were brought down because the provider backbone bridging (PBB) feature had discovered that one of the interfaces was on a revision A card.

**Type** Error: An error occurred

**Severity** warning

**Cause** An interface was discovered on the revision A card. Revision A cards do not support provider backbone bridging (PBB) features.

**Action** Contact your technical support representative.

**L2ALD\_PIP\_IFD\_READ\_RETRY**

---

<b>System Log Message</b>	Retry count exceeded trying to read <i>pip-interface</i> from the kernel. Retry count is <i>retry-count</i>
<b>Description</b>	The Layer 2 address learning process (l2ald) could not read the provide-in-provider interface (pip0) interface from the kernel.
<b>Type</b>	Error: An error occurred
<b>Severity</b>	critical
<b>Cause</b>	The chassis process may have been too slow in creating the interface.
<b>Action</b>	Contact your technical support representative.

## Chapter 40

# L2CPD System Log Messages

This chapter describes messages with the **L2CPD** prefix. They are generated by the Layer 2 Control Protocol process (l2cpd), which supports the transmission of control messages for Layer 2 spanning tree protocols in a Layer 2 bridge environment.

### L2CPD\_ASSERT

---

<b>System Log Message</b>	Assertion failed for <i>executable-name</i> (PID <i>pid</i> ) at line <i>line-number</i> in file ' <i>source-filename</i> ': <i>message</i>
<b>Description</b>	The source code for the Layer 2 Control Protocol process (l2cpd) includes internal self-consistency tests. The l2cpd process with the indicated executable name and process ID (PID) terminated because the indicated test failed at the indicated line number in the indicated source file. The process created a diagnostic core file for analysis by technical support personnel.
<b>Type</b>	Error: An error occurred
<b>Severity</b>	error
<b>Cause</b>	Messages that immediately follow this message in the system log might provide information about possible causes.
<b>Action</b>	Contact a technical support representative, and be ready to provide the list of messages and the diagnostic core file, if requested.

### L2CPD\_ASSERT\_SOFT

---

<b>System Log Message</b>	Assertion failed for <i>executable-name</i> (PID <i>pid</i> ) at line <i>line-number</i> in file ' <i>source-filename</i> ' ( <i>message</i> ); process continued running
<b>Description</b>	The source code for the Layer 2 Control Protocol process (l2cpd) includes internal self-consistency tests. The l2cpd process with the indicated executable name and process ID (PID) terminated because the indicated type of check failed at the indicated line number in the indicated source file. The process continued to run, but created a diagnostic core file for analysis by technical support personnel.
<b>Type</b>	Error: An error occurred
<b>Severity</b>	error
<b>Cause</b>	Messages that immediately follow this message in the system log might provide information about possible causes.

**Action** Contact a technical support representative, and be ready to provide the list of messages and the diagnostic core file, if requested.

## L2CPD\_EXIT

---

**System Log Message** l2cpd process with PID *pid* exited (was using executable *executable-name*, version *version* built by *builder* on *date*); caller was *address*

**Description** The Layer 2 Control Protocol process (l2cpd) exited. The process had the indicated process ID (PID) and was using an executable with the indicated name, version, and other characteristics.

**Type** Event: This message reports an event, not an error

**Severity** notice

**Cause** Either a system resource was unavailable, the l2cpd process could not interpret an error, or the indicated user (referred to as a 'caller') terminated the process.

## L2CPD\_KERNEL\_VERSION

---

**System Log Message** Kernel version (*kernel-version*) of routing sockets was not required version (*l2cpd-version*)

**Description** The Layer 2 Control Protocol process (l2cpd) determined that the indicated version of routing sockets, which the kernel supports, is not the version that it requires.

**Type** Error: An error occurred

**Severity** error

**Action** Upgrade the kernel package.

## L2CPD\_KERNEL\_VERSION\_OLD

---

**System Log Message** Kernel version (*kernel-version*) of routing socket message type *message-type* is older than the required version (*l2cpd-version*)

**Description** The Layer 2 Control Protocol process (l2cpd) determined that the kernel supports an indicated older version of the indicated routing socket message type than it requires.

**Type** Error: An error occurred

**Severity** error

**Action** Upgrade the kernel package.

## L2CPD\_KERNEL\_VERSION\_UNSUPP

---

**System Log Message** Kernel version of routing socket message type '*message-type*' was not required version (*l2cpd-version*)

**Description** The Layer 2 Control Protocol process (l2cpd) determined that the kernel does not support the version of the indicated routing socket message type that it requires.

**Type** Error: An error occurred



<b>Severity</b>	error
<b>Action</b>	Upgrade the kernel package.

## L2CPD\_MEMORY\_EXCESSIVE

---

<b>System Log Message</b>	Using <i>size</i> KB of memory, <i>percentage-value</i> percent of available
<b>Description</b>	The Layer 2 Control Protocol process (l2cpd) was using the indicated amount and percentage of Routing Engine memory, which is considered excessive.
<b>Type</b>	Error: An error occurred
<b>Severity</b>	error
<b>Cause</b>	Either the l2cpd process is leaking memory or the use of system resources is excessive. Possible causes include misconfigured routing filters or a very complex configured network topology.
<b>Action</b>	Increase the amount of RAM in the Routing Engine.

## L2CPD\_MGMT\_TIMEOUT

---

<b>System Log Message</b>	Peer <i>peer-name</i> timed out
<b>Description</b>	The Layer 2 Control Protocol process (l2cpd) did not receive input from the indicated management peer within the timeout period.
<b>Type</b>	Error: An error occurred
<b>Severity</b>	warning
<b>Cause</b>	Messages that immediately follow this message in the system log might provide information about possible causes.

## L2CPD\_MIRROR\_ERROR

---

<b>System Log Message</b>	Unable to establish mirror connection between Routing Engines: <i>error-message</i>
<b>Description</b>	The Layer 2 Control Protocol process (l2cpd) could not establish the mirror connection (which supports nonstop routing) between the master and backup Routing Engines.
<b>Type</b>	Error: An error occurred
<b>Severity</b>	warning
<b>Cause</b>	The master and backup Routing Engines are running incompatible versions of the JUNOS Software.
<b>Action</b>	Update the JUNOS Software to compatible versions on the master and backup Routing Engines.

## L2CPD\_MIRROR\_VERSION\_MISMATCH

---

<b>System Log Message</b>	Mirror version ( <i>master-version</i> ) on master Routing Enginemaster-is-local is not compatible with version ( <i>standby-version</i> ) on backupstandby-is-local
---------------------------	--

<b>Description</b>	While trying to establish the mirror connection (which supports nonstop routing) between the master and backup Routing Engines, the Layer 2 Control Protocol process (l2cpd) determined that the versions of JUNOS Software on the Routing Engines were incompatible.
<b>Type</b>	Error: An error occurred
<b>Severity</b>	warning
<b>Action</b>	Update the JUNOS Software to compatible versions on the master and backup Routing Engines.

## L2CPD\_PPM\_READ\_ERROR

---

<b>System Log Message</b>	Read error on pipe from ppm: <i>reason (error-message)</i>
<b>Description</b>	The Layer 2 Control Protocol process (l2cpd) could not read a message available on the read pipe from the periodic packet management process (ppmd).
<b>Type</b>	Error: An error occurred
<b>Severity</b>	error
<b>Action</b>	Contact your technical support representative.

## L2CPD\_PPM\_WRITE\_ERROR

---

<b>System Log Message</b>	<i>function-name</i> : write error on pipe to ppm: <i>(error-message)</i>
<b>Description</b>	The Layer 2 Control Protocol process (l2cpd) could not write a message on the pipe to the periodic packet management process (ppmd).
<b>Type</b>	Error: An error occurred
<b>Severity</b>	error
<b>Action</b>	Contact your technical support representative.

## L2CPD\_RUNTIME\_MODULE

---

<b>System Log Message</b>	<i>function-name</i> : runtime was excessive ( <i>time</i> ) during <i>action</i> of <i>module</i>
<b>Description</b>	The indicated operation on the indicated submodule of the Layer 2 Control Protocol process (l2cpd) ran uninterrupted for the indicated period of time, which is considered excessive.
<b>Type</b>	Event: This message reports an event, not an error
<b>Severity</b>	warning
<b>Cause</b>	The message was logged because task accounting is enabled. The function might be implemented inefficiently.

## L2CPD\_RUNTIME\_OPERATION

---

<b>System Log Message</b>	<i>function-name</i> : runtime was excessive ( <i>time</i> ) during <i>action</i> of <i>module</i>
---------------------------	--

<b>Description</b>	The indicated operation on the indicated submodule of the Layer 2 Control Protocol process (l2cpd) ran uninterrupted for the indicated period of time, which is considered excessive.
<b>Type</b>	Event: This message reports an event, not an error
<b>Severity</b>	warning
<b>Cause</b>	The message was logged because task accounting is enabled. The function might be implemented inefficiently.

## L2CPD\_RUNTIME\_TASK

---

<b>System Log Message</b>	<i>function-name</i> : runtime was excessive ( <i>total-time</i> [ <i>user-time</i> <i>user</i> , <i>system-time</i> <i>system</i> ]) doing <i>action</i>
<b>Description</b>	While performing the indicated operation, the indicated function in the Layer 2 Control Protocol process (l2cpd) ran uninterrupted for the indicated period of time (the sum of the indicated user and system times), which is considered excessive.
<b>Type</b>	Event: This message reports an event, not an error
<b>Severity</b>	warning
<b>Cause</b>	The message was logged because task accounting is enabled. The function might be implemented inefficiently.

## L2CPD\_RUNTIME\_TOTAL

---

<b>System Log Message</b>	<i>function-name</i> : runtime was excessive (total of <i>time</i> in <i>count</i> callbacks) after <i>action</i> of <i>module</i>
<b>Description</b>	After the indicated operation on the indicated submodule of the Layer 2 Control Protocol process (l2cpd), several functions ran uninterrupted in the indicated number of callbacks for the indicated period of time, which is considered excessive.
<b>Type</b>	Event: This message reports an event, not an error
<b>Severity</b>	warning
<b>Cause</b>	The message was logged because task accounting is enabled. The function might be implemented inefficiently.

## L2CPD\_TASK\_BEGIN

---

<b>System Log Message</b>	l2cpd process started (version <i>l2cpd-version</i> built on <i>date</i> by <i>builder</i> )
<b>Description</b>	The Layer 2 Control Protocol process (l2cpd) started. It was assigned the indicated process ID (PID) and was using an executable with the indicated name, version, and build date.
<b>Type</b>	Event: This message reports an event, not an error
<b>Severity</b>	notice

**L2CPD\_TASK\_CHILD\_KILLED**

---

<b>System Log Message</b>	Child process ' <i>task-name</i> ' terminated by SIG <i>signal-name</i> <i>core-dump-status</i>
<b>Description</b>	While a child process of the Layer 2 Control Protocol process (l2cpd) was performing the indicated operation, it terminated in response to the indicated signal.
<b>Type</b>	Event: This message reports an event, not an error
<b>Severity</b>	error

**L2CPD\_TASK\_CHILD\_STOPPED**

---

<b>System Log Message</b>	Child process ' <i>task-name</i> ' stopped by SIG <i>signal-name</i>
<b>Description</b>	While a child process of the Layer 2 Control Protocol process (l2cpd) was performing the indicated operation, it stopped in response to the indicated signal.
<b>Type</b>	Event: This message reports an event, not an error
<b>Severity</b>	error

**L2CPD\_TASK\_FORK**

---

<b>System Log Message</b>	Unable to fork <i>task-name</i> : <i>error-message</i>
<b>Description</b>	The Layer 2 Control Protocol process (l2cpd) could not create the indicated child process.
<b>Type</b>	Error: An error occurred
<b>Severity</b>	error

**L2CPD\_TASK\_GETWD**

---

<b>System Log Message</b>	getwd() failed for <i>error-message</i>
<b>Description</b>	The Layer 2 Control Protocol process (l2cpd) invoked the getwd() system call, which failed.
<b>Type</b>	Error: An error occurred
<b>Severity</b>	error
<b>Cause</b>	It is possible that the kernel lacked the resources needed to fulfill the request. The l2cpd process continued operating.

**L2CPD\_TASK\_MASTERSHIP**

---

<b>System Log Message</b>	Assumed mastership
<b>Description</b>	The Layer 2 Control Protocol process (l2cpd) became active when the Routing Engine on which it was running assumed mastership.
<b>Type</b>	Event: This message reports an event, not an error

**Severity** info

## L2CPD\_TASK\_NO\_REINIT

---

**System Log Message** Unable to reinitialize

**Description** The Layer 2 Control Protocol process (l2cpd) did not reinitialize as requested, because it was running in a state that did not allow reconfiguration.

**Type** Error: An error occurred

**Severity** error

## L2CPD\_TASK\_PID\_CLOSE

---

**System Log Message** Unable to close and remove PID file *filename: error-message*

**Description** The Layer 2 Control Protocol process (l2cpd) could not close and remove the file that records its process ID (PID), which serves to prevent multiple instances of the l2cpd process from running simultaneously.

**Type** Error: An error occurred

**Severity** error

## L2CPD\_TASK\_PID\_LOCK

---

**System Log Message** flock(*filename*, LOCK\_EX): *error-message*

**Description** The Layer 2 Control Protocol process (l2cpd) could not lock the file that records its process ID (PID), which serves to prevent multiple instances of the l2cpd process from running simultaneously.

**Type** Error: An error occurred

**Severity** error

## L2CPD\_TASK\_PID\_WRITE

---

**System Log Message** Unable to write to PID file *filename: error-message*

**Description** The Layer 2 Control Protocol process (l2cpd) could not write to the file that records its process ID (PID), which serves to prevent multiple instances of the l2cpd process from running simultaneously.

**Type** Error: An error occurred

**Severity** error

## L2CPD\_TASK\_REINIT

---

**System Log Message** Reinitialized

**Description** The Layer 2 Control Protocol process (l2cpd) reinitialized.

**Type** Event: This message reports an event, not an error

**Severity** info

## **L2CPD\_TASK\_SIGNAL\_IGNORE**

---

**System Log Message** Unable to register SIG`signal-name` to be ignored: `error-message`

**Description** The Layer 2 Control Protocol process (l2cpd) informed the kernel that it wished to ignore the indicated signal, but the kernel did not process the request.

**Type** Error: An error occurred

**Severity** error

## **L2CPD\_TERMINATE\_ACTIVE**

---

**System Log Message** Exited with active tasks: `task-name`

**Description** After receiving multiple termination requests, the Layer 2 Control Protocol process (l2cpd) exited without performing the indicated cleanup tasks.

**Type** Event: This message reports an event, not an error

**Severity** notice

## **L2CPD\_TERMINATE\_SIGNAL**

---

**System Log Message** Exited after receiving termination signal `signal-name`

**Description** In response to the indicated termination request, the Layer 2 Control Protocol process (l2cpd) terminated adjacencies with neighbors and shut down.

**Type** Event: This message reports an event, not an error

**Severity** notice

## **L2CPD\_TRACE\_FAILED**

---

**System Log Message** Unable to write to trace file `filename`

**Description** The Layer 2 Control Protocol process (l2cpd) could not write to the indicated trace file, and stopped attempting to do so. The next commit of the configuration database will reenble tracing.

**Type** Event: This message reports an event, not an error

**Severity** error

## **L2CPD\_XSTP\_SHUTDOWN\_FAILED**

---

**System Log Message** Unable to shut down `error-message` module

**Description** The Layer 2 Control Protocol process (l2cpd) could not shut down the indicated Rapid Spanning Tree Protocol (RSTP) or Multiple Spanning Tree Protocol (MSTP) module.

**Type** Error: An error occurred

**Severity** error

## Chapter 41

# L2TPD System Log Messages

This chapter describes messages with the L2TPD prefix. They are generated by the Layer 2 Tunneling Protocol (L2TP) process (l2tpd), which provides services that enable tunneling of Point-to-Point Protocol (PPP) sessions across a Layer 3 IP network.

### L2TPD\_COS\_PROFILE\_ADD

---

<b>System Log Message</b>	Unable to add CoS profile <i>profile-name</i> (L2TP tunnel <i>tunnel-id</i> , session <i>session-id</i> ): <i>error-message</i>
<b>Description</b>	The Layer 2 Tunneling Protocol process (l2tpd) could not add the indicated class-of-service (CoS) profile to the indicated session on the indicated tunnel, which is associated with a user.
<b>Type</b>	Error: An error occurred
<b>Severity</b>	error
<b>Action</b>	Remove the CoS profile from the RADIUS database or contact your technical support representative.

### L2TPD\_COS\_PROFILE\_DELETE

---

<b>System Log Message</b>	Unable to delete CoS profile (L2TP tunnel <i>tunnel-id</i> , session <i>session-id</i> ): <i>error-message</i>
<b>Description</b>	The Layer 2 Tunneling Protocol process (l2tpd) could not delete a class-of-service (CoS) profile from the indicated session on the indicated tunnel, which is associated with a user.
<b>Type</b>	Error: An error occurred
<b>Severity</b>	error
<b>Action</b>	Remove the CoS profile from the RADIUS database or contact your technical support representative.

### L2TPD\_DB\_ADD\_FAILED

---

<b>System Log Message</b>	Unable to add node for <i>node-name</i> to internal database
<b>Description</b>	The Layer 2 Tunneling Protocol process (l2tpd) maintains a copy of the JUNOS configuration database in memory. It could not add the indicated node to the in-memory database.

**Type** Error: An error occurred  
**Severity** error

## L2TPD\_DB\_DELETE\_FAILED

---

**System Log Message** Unable to delete node for *node-name* from internal database

**Description** The Layer 2 Tunneling Protocol process (l2tpd) maintains a copy of the JUNOS configuration database in memory. It could not delete the indicated node to the in-memory database.

**Type** Error: An error occurred  
**Severity** error

## L2TPD\_DB\_INIT\_FAILED

---

**System Log Message** Unable to initialize root node *object-name* in internal database: *error-message*

**Description** The Layer 2 Tunneling Protocol process (l2tpd) maintains a copy of the JUNOS configuration database in memory. It could not initialize the root node for the indicated object in the in-memory database.

**Type** Error: An error occurred  
**Severity** error

## L2TPD\_DB\_TUN\_GRP\_ALLOC\_FAILED

---

**System Log Message** Unable to allocate memory for tunnel group

**Description** The Layer 2 Tunneling Protocol process (l2tpd) could not allocate memory for the data structure used to record tunnel group information.

**Type** Error: An error occurred  
**Severity** error

## L2TPD\_DEFAULT\_PROTO\_CREATE\_FAIL

---

**System Log Message** Unable to create default L2TP module

**Description** The Layer 2 Tunneling Protocol process (l2tpd) could not create a default L2TP module.

**Type** Error: An error occurred  
**Severity** error

## L2TPD\_EVLIB\_CREATE\_FAILED

---

**System Log Message** Unable to create event context: *error-message*

**Description** The Layer 2 Tunneling Protocol process (l2tpd) could not create a context for handling asynchronous events.

**Type** Error: An error occurred



**Severity** emergency

## **L2TPD\_EVLIB\_FD\_DEREGISTER\_FAILED**

---

**System Log Message** Unable to deregister file descriptor: not registered

**Description** The Layer 2 Tunneling Protocol process (l2tpd) could not deregister a file descriptor, because it did not exist.

**Type** Error: An error occurred

**Severity** error

## **L2TPD\_EVLIB\_FD\_DESELECT\_FAILED**

---

**System Log Message** Unable to deselect file descriptor: *error-message*

**Description** The Layer 2 Tunneling Protocol process (l2tpd) could not deselect a file descriptor.

**Type** Error: An error occurred

**Severity** error

## **L2TPD\_EVLIB\_FD\_NOT\_REGISTERED**

---

**System Log Message** No file descriptor registered

**Description** The Layer 2 Tunneling Protocol process (l2tpd) could not find a registered file descriptor while attempting to set an event mask.

**Type** Error: An error occurred

**Severity** error

## **L2TPD\_EVLIB\_FD\_SELECT\_FAILED**

---

**System Log Message** Unable to select file descriptor for events *event-id: error-message*

**Description** The Layer 2 Tunneling Protocol process (l2tpd) could not select the file descriptor for the indicated events.

**Type** Error: An error occurred

**Severity** error

## **L2TPD\_EVLIB\_TIMER\_CLEAR\_FAILED**

---

**System Log Message** Unable to clear event timer: *error-message*

**Description** The Layer 2 Tunneling Protocol process (l2tpd) could not clear an event timer for the indicated reason.

**Type** Error: An error occurred

**Severity** error

**L2TPD\_EVLIB\_TIMER\_SET\_FAILED**

---

<b>System Log Message</b>	Unable to set event timer: <i>error-message</i>
<b>Description</b>	The Layer 2 Tunneling Protocol process (l2tpd) could not set an event timer for the indicated reason.
<b>Type</b>	Error: An error occurred
<b>Severity</b>	error

**L2TPD\_FILTER\_FILE\_OPEN\_FAILED**

---

<b>System Log Message</b>	Unable to open file <i>filename</i>
<b>Description</b>	The Layer 2 Tunneling Protocol process (l2tpd) could not open the indicated filter file.
<b>Type</b>	Error: An error occurred
<b>Severity</b>	error

**L2TPD\_GLOBAL\_CFG\_ADD\_FAILED**

---

<b>System Log Message</b>	Unable to add global configuration for PIC <i>pic-slot</i> (errno <i>error-code</i> )
<b>Description</b>	The Layer 2 Tunneling Protocol process (l2tpd) could not add the global configuration for the indicated Physical Interface Card (PIC).
<b>Type</b>	Error: An error occurred
<b>Severity</b>	error

**L2TPD\_GLOBAL\_CFG\_CHANGE\_FAILED**

---

<b>System Log Message</b>	Unable to change global configuration for PIC <i>pic-slot</i> (errno <i>error-code</i> )
<b>Description</b>	The Layer 2 Tunneling Protocol process (l2tpd) could not change the global configuration for the indicated Physical Interface Card (PIC).
<b>Type</b>	Error: An error occurred
<b>Severity</b>	error

**L2TPD\_GLOBAL\_CFG\_DELETE\_FAILED**

---

<b>System Log Message</b>	Unable to delete global configuration for PIC <i>pic-slot</i> (errno <i>error-code</i> )
<b>Description</b>	The Layer 2 Tunneling Protocol process (l2tpd) could not delete the global configuration for the indicated Physical Interface Card (PIC).
<b>Type</b>	Error: An error occurred
<b>Severity</b>	error

**L2TPD\_IFD\_ADD\_FAILED**


---

<b>System Log Message</b>	<i>function-name</i> : unable to add interface device <i>interface-name</i>
<b>Description</b>	The Layer 2 Tunneling Protocol process (l2tpd) maintains a copy of the JUNOS configuration database in memory. It could not add the indicated interface device to the in-memory database.
<b>Type</b>	Error: An error occurred
<b>Severity</b>	error

**L2TPD\_IFD\_DELETE\_FAILED**


---

<b>System Log Message</b>	<i>function-name</i> : unable to delete interface device <i>interface-name</i>
<b>Description</b>	The Layer 2 Tunneling Protocol process (l2tpd) maintains a copy of the JUNOS configuration database in memory. It could not delete the indicated interface device from the in-memory database.
<b>Type</b>	Error: An error occurred
<b>Severity</b>	error

**L2TPD\_IFD\_MSG\_REGISTER\_FAILED**


---

<b>System Log Message</b>	Unable to register message handler for interface device: <i>error-message</i>
<b>Description</b>	The Layer 2 Tunneling Protocol process (l2tpd) could not register an interface device message handler.
<b>Type</b>	Error: An error occurred
<b>Severity</b>	error

**L2TPD\_IFD\_ROOT\_ALLOC\_FAILED**


---

<b>System Log Message</b>	Unable to allocate memory for interface device root node: <i>error-message</i>
<b>Description</b>	The Layer 2 Tunneling Protocol process (l2tpd) maintains a copy of the JUNOS configuration database in memory. It could not allocate memory in the in-memory database for the root node for an interface device.
<b>Type</b>	Error: An error occurred
<b>Severity</b>	error

**L2TPD\_IFL\_ADD\_FAILED**


---

<b>System Log Message</b>	<i>function-name</i> : unable to add interface <i>interface-name</i>
<b>Description</b>	The Layer 2 Tunneling Protocol process (l2tpd) maintains a copy of the JUNOS configuration database in memory. It could not add the indicated logical interface to the in-memory database.
<b>Type</b>	Error: An error occurred

**Severity** error

### L2TPD\_IFL\_DELETE\_FAILED

---

**System Log Message** *function-name*: unable to delete interface *interface-name*

**Description** The Layer 2 Tunneling Protocol process (l2tpd) maintains a copy of the JUNOS configuration database in memory. It could not delete the indicated logical interface from the in-memory database.

**Type** Error: An error occurred

**Severity** error

### L2TPD\_IFL\_MSG\_REGISTER\_FAILED

---

**System Log Message** Unable to register message handler for interface: *error-message*

**Description** The Layer 2 Tunneling Protocol process (l2tpd) could not register a logical interface message handler.

**Type** Error: An error occurred

**Severity** error

### L2TPD\_IFL\_NOT\_FOUND

---

**System Log Message** Unable to find logical interface (L2TP tunnel *tunnel-id*, session *session-id*)

**Description** The Layer 2 Tunneling Protocol process (l2tpd) could not retrieve a logical interface in the indicated tunnel and session.

**Type** Error: An error occurred

**Severity** error

### L2TPD\_IFL\_ROOT\_ALLOC\_FAILED

---

**System Log Message** Unable to allocate memory for interface root node: *error-message*

**Description** The Layer 2 Tunneling Protocol process (l2tpd) maintains a copy of the JUNOS configuration database in memory. It could not allocate memory in the in-memory database for the root node for a logical interface.

**Type** Error: An error occurred

**Severity** error

### L2TPD\_INSTANCE\_CREATE\_FAILED

---

**System Log Message** Unable to create L2TP instance *tunnel-group*

**Description** The Layer 2 Tunneling Protocol process (l2tpd) could not create an L2TP instance for the indicated tunnel group.

**Type** Error: An error occurred

**Severity** error

## **L2TPD\_INSTANCE\_RESTART\_FAILED**

---

**System Log Message** Unable to trigger restart of L2TP instance *tunnel-group*

**Description** The Layer 2 Tunneling Protocol process (l2tpd) could not restart the L2TP instance for the indicated tunnel group.

**Type** Error: An error occurred

**Severity** error

## **L2TPD\_INTERFACE\_ID\_NOT\_FOUND**

---

**System Log Message** Unable to find interface ID *interface-name*

**Description** The Layer 2 Tunneling Protocol process (l2tpd) could not find the indicated interface ID in the copy of the JUNOS configuration database that it maintains in memory.

**Type** Error: An error occurred

**Severity** error

## **L2TPD\_MESSAGE\_REGISTER\_FAILED**

---

**System Log Message** Unable to register L2TP message handler: *error-message*

**Description** The Layer 2 Tunneling Protocol process (l2tpd) could not register an L2TP message handler.

**Type** Error: An error occurred

**Severity** error

## **L2TPD\_MLPPP\_BUNDLE\_ALLOC\_FAILED**

---

**System Log Message** Unable to allocate MLPPP bundle

**Description** The Layer 2 Tunneling Protocol process (l2tpd) could not allocate memory for a multilink Point-to-Point Protocol (MLPPP) bundle.

**Type** Error: An error occurred

**Severity** error

## **L2TPD\_MLPPP\_BUNDLE\_CREATE\_FAILED**

---

**System Log Message** Unable to create MLPPP bundle (L2TP tunnel *tunnel-id*, session *session-id*)

**Description** The Layer 2 Tunneling Protocol process (l2tpd) could not create a multilink Point-to-Point Protocol (MLPPP) bundle in the indicated tunnel and session.

**Type** Error: An error occurred

**Severity** error

**L2TPD\_MLPPP\_BUNDLE\_INVALID\_ID**

---

<b>System Log Message</b>	MLPPP bundle ID was invalid
<b>Description</b>	The identifier assigned to a multilink Point-to-Point Protocol (MLPPP) bundle was invalid.
<b>Type</b>	Error: An error occurred
<b>Severity</b>	error

**L2TPD\_MLPPP\_COPY\_CFG\_FAILED**

---

<b>System Log Message</b>	Unable to copy MLPPP configuration (L2TP tunnel <i>tunnel-id</i> , session <i>session-id</i> )
<b>Description</b>	The Layer 2 Tunneling Protocol process (l2tpd) could not copy the multilink Point-to-Point Protocol (MLPPP) configuration for the indicated tunnel and session.
<b>Type</b>	Error: An error occurred
<b>Severity</b>	error

**L2TPD\_MLPPP\_ID\_ALLOC\_FAILED**

---

<b>System Log Message</b>	Unable to allocate MLPPP ID map
<b>Description</b>	The Layer 2 Tunneling Protocol process (l2tpd) could not allocate memory for a multilink Point-to-Point Protocol (MLPPP) identifier map data structure.
<b>Type</b>	Error: An error occurred
<b>Severity</b>	error

**L2TPD\_MLPPP\_ID\_BITMAP\_ALLOC\_FAIL**

---

<b>System Log Message</b>	Unable to allocate bitmap field for MLPPP ID map
<b>Description</b>	The Layer 2 Tunneling Protocol process (l2tpd) could not allocate memory for a bitmap field in a multilink Point-to-Point Protocol (MLPPP) identifier map data structure.
<b>Type</b>	Error: An error occurred
<b>Severity</b>	error

**L2TPD\_MLPPP\_ID\_NODE\_ADD\_FAILED**

---

<b>System Log Message</b>	Unable to add node for bundle <i>bundle</i> to MLPPP ID map
<b>Description</b>	The Layer 2 Tunneling Protocol process (l2tpd) could not add a node for the indicated multilink Point-to-Point Protocol (MLPPP) bundle to an MLPPP identifier map data structure.
<b>Type</b>	Error: An error occurred
<b>Severity</b>	error

**L2TPD\_MLPPP\_ID\_ROOT\_ALLOC\_FAILED**

---

<b>System Log Message</b>	Unable to allocate root node for MLPPP ID map
<b>Description</b>	The Layer 2 Tunneling Protocol process (l2tpd) could not allocate the root note for a multilink Point-to-Point Protocol (MLPPP) identifier map data structure.
<b>Type</b>	Error: An error occurred
<b>Severity</b>	error

**L2TPD\_MLPPP\_LINK\_CREATE\_FAILED**

---

<b>System Log Message</b>	Unable to create MLPPP bundle links (L2TP tunnel <i>tunnel-id</i> , session <i>session-id</i> )
<b>Description</b>	The Layer 2 Tunneling Protocol process (l2tpd) could not create multilink Point-to-Point Protocol (MLPPP) bundle links for the indicated tunnel and session.
<b>Type</b>	Error: An error occurred
<b>Severity</b>	error

**L2TPD\_MLPPP\_LINK\_MAX\_EXCEEDED**

---

<b>System Log Message</b>	Unable to add link: maximum number of sessions exceeded for MLPPP bundle <i>bundle</i> (L2TP tunnel <i>tunnel-id</i> , session <i>session-id</i> )
<b>Description</b>	The Layer 2 Tunneling Protocol process (l2tpd) could not add a link for the indicated multilink Point-to-Point Protocol (MLPPP) bundle in the indicated tunnel and session, because the maximum number of links was exceeded.
<b>Type</b>	Error: An error occurred
<b>Severity</b>	error

**L2TPD\_MLPPP\_POOL\_ADDRESS\_FAILED**

---

<b>System Log Message</b>	Unable to assign pool address for MLPPP bundle <i>bundle</i> (L2TP tunnel <i>tunnel-id</i> , session <i>session-id</i> )
<b>Description</b>	The Layer 2 Tunneling Protocol process (l2tpd) could not assign a pool address for the indicated multilink Point-to-Point Protocol (MLPPP) bundle in the indicated tunnel and session.
<b>Type</b>	Error: An error occurred
<b>Severity</b>	error

**L2TPD\_MLPPP\_SESSION\_CREATE\_FAIL**

---

<b>System Log Message</b>	Unable to create MLPPP session (L2TP tunnel <i>tunnel-id</i> , session <i>session-id</i> )
<b>Description</b>	The Layer 2 Tunneling Protocol process (l2tpd) could not create a multilink Point-to-Point Protocol (MLPPP) session for the indicated tunnel and session.
<b>Type</b>	Error: An error occurred

**Severity** error

## **L2TPD\_MLPPP\_SESSION\_DELETE\_FAIL**

---

**System Log Message** Unable to delete session for MLPPP bundle *bundle* (L2TP tunnel *tunnel-id*, session *session-id*, errno *error-code*)

**Description** The Layer 2 Tunneling Protocol process (l2tpd) could not delete the session configuration for the indicated multilink Point-to-Point Protocol (MLPPP) bundle in the indicated tunnel and session.

**Type** Error: An error occurred

**Severity** error

## **L2TPD\_MLPPP\_SPEED\_MISMATCH**

---

**System Log Message** Unable to add link: speed differs for bundle *bundle* (L2TP tunnel *tunnel-id*, session *session-id*)

**Description** The Layer 2 Tunneling Protocol process (l2tpd) could not add a link for the indicated multilink Point-to-Point Protocol (MLPPP) bundle in the indicated tunnel and session, because the bundle speed does not match.

**Type** Error: An error occurred

**Severity** error

## **L2TPD\_NH\_DELETE\_FAILED**

---

**System Log Message** Unable to delete next hop *next-hop*

**Description** The Layer 2 Tunneling Protocol process (l2tpd) could not delete the indicated next hop.

**Type** Error: An error occurred

**Severity** error

## **L2TPD\_POLICER\_ADD\_FAILED**

---

**System Log Message** Unable to add policer *filter-name* (L2TP tunnel *tunnel-id*, session *session-id*): *error-message*

**Description** The Layer 2 Tunneling Protocol process (l2tpd) could not add the indicated policer to the indicated session on the indicated tunnel, which is associated with a user.

**Type** Error: An error occurred

**Severity** error

**Action** Remove the policer from the RADIUS database or contact your technical support representative.



## L2TPD\_POLICER\_PROFILE\_DEL\_FAILED

---

<b>System Log Message</b>	Unable to delete policer profile (L2TP tunnel <i>tunnel-id</i> , session <i>session-id</i> ): <i>error-message</i>
<b>Description</b>	The Layer 2 Tunneling Protocol process (l2tpd) could not delete a policer profile from the indicated session on the indicated tunnel, which is associated with a user.
<b>Type</b>	Error: An error occurred
<b>Severity</b>	error
<b>Action</b>	Remove the policer profile from the RADIUS database or contact your technical support representative.

## L2TPD\_POOL\_ADDRESS\_FAILED

---

<b>System Log Message</b>	Unable to assign pool address (L2TP tunnel <i>tunnel-id</i> , session <i>session-id</i> )
<b>Description</b>	The Layer 2 Tunneling Protocol process (l2tpd) could not assign a pool address in the indicated tunnel and session.
<b>Type</b>	Error: An error occurred
<b>Severity</b>	error

## L2TPD\_POOL\_ASSIGN\_ADDRESS\_FAILED

---

<b>System Log Message</b>	Unable to assign L2TP pool address: pool <i>pool-name</i> is invalid or has no free addresses
<b>Description</b>	The Layer 2 Tunneling Protocol process (l2tpd) could not assign an address from the indicated address pool, either because the pool was invalid or had no free addresses.
<b>Type</b>	Error: An error occurred
<b>Severity</b>	error

## L2TPD\_PPP\_ROUTE\_ADD\_FAILED

---

<b>System Log Message</b>	Unable to add PPP peer route (L2TP tunnel <i>tunnel-id</i> , session <i>session-id</i> )
<b>Description</b>	The Layer 2 Tunneling Protocol process (l2tpd) maintains a copy of the JUNOS configuration database in memory. It could not add information about a Point-to-Point Protocol (PPP) peer route to the in-memory configuration for the indicated tunnel and session.
<b>Type</b>	Error: An error occurred
<b>Severity</b>	error

## L2TPD\_PPP\_ROUTE\_DELETE\_FAILED

---

<b>System Log Message</b>	Unable to remove PPP peer route (L2TP tunnel <i>tunnel-id</i> , session <i>session-id</i> )
<b>Description</b>	The Layer 2 Tunneling Protocol process (l2tpd) maintains a copy of the JUNOS configuration database in memory. It could not delete information about a

Point-to-Point Protocol (PPP) peer route from the in-memory configuration for the indicated tunnel and session.

**Type** Error: An error occurred  
**Severity** error

### L2TPD\_PROFILE\_NOT\_FOUND

---

**System Log Message** Profile *profile-name* not found  
**Description** The Layer 2 Tunneling Protocol process (l2tpd) could not locate an access profile from the configuration in order to find radius servers to authenticate.  
**Type** Error: An error occurred  
**Severity** error

### L2TPD\_PROFILE\_NO\_RADIUS\_SERVERS

---

**System Log Message** Can't find radius servers for profile '*profile-name*'  
**Description** The Layer 2 Tunneling Protocol process (l2tpd) could not locate any radius servers for the configured access profile.  
**Type** Error: An error occurred  
**Severity** error

### L2TPD\_RADIUS\_ACCT\_PORT\_ZERO

---

**System Log Message** RADIUS server accounting port is zero  
**Description** The Layer 2 Tunneling Protocol process (l2tpd) determined that the RADIUS server accounting port is zero, which is not a valid value.  
**Type** Error: An error occurred  
**Severity** error

### L2TPD\_RADIUS\_GETHOSTNAME\_FAILED

---

**System Log Message** Unable to obtain hostname for outgoing RADIUS message: *error-message*  
**Description** The Layer 2 Tunneling Protocol process (l2tpd) could not obtain a hostname for an outgoing RADIUS message.  
**Type** Error: An error occurred  
**Severity** error

### L2TPD\_RADIUS\_RT\_INST\_ENOENT

---

**System Log Message** Ignoring RADIUS server *radius-server*: routing instance *routing-instance* did not exist  
**Description** The Layer 2 Tunneling Protocol process (l2tpd) did not use the indicated RADIUS server because the indicated routing instance specified for the server did not exist.

**Type** Error: An error occurred  
**Severity** notice

## **L2TPD\_RADIUS\_RT\_INST\_NOT\_FOUND**

---

**System Log Message** Ignoring RADIUS server *radius-server*: unable to retrieve routing instance *routing-instance* (*error-message*)

**Description** The Layer 2 Tunneling Protocol process (l2tpd) did not use the indicated RADIUS server because it could not retrieve the indicated routing instance specified for the server.

**Type** Error: An error occurred  
**Severity** error

## **L2TPD\_RADIUS\_SERVER\_NOT\_FOUND**

---

**System Log Message** Unable to find RADIUS server (tunnel *tunnel-id*, session *session-id*)

**Description** The Layer 2 Tunneling Protocol process (l2tpd) could not locate a RADIUS server during Point-to-Point Protocol (PPP) authentication of the indicated tunnel and session.

**Type** Error: An error occurred  
**Severity** error

## **L2TPD\_RADIUS\_SRC\_ADDR\_BIND\_FAIL**

---

**System Log Message** Ignoring RADIUS server *radius-server*: unable to bind to source address *source-address* (*error-message*)

**Description** The Layer 2 Tunneling Protocol process (l2tpd) did not use the indicated RADIUS server because it could not bind to the indicated source address.

**Type** Error: An error occurred  
**Severity** error

## **L2TPD\_RADIUS\_SRC\_ADDR\_ENOENT**

---

**System Log Message** Ignoring RADIUS server *radius-server*: source address *source-address* did not exist

**Description** The Layer 2 Tunneling Protocol process (l2tpd) did not use the indicated RADIUS server because the indicated source address did not exist in the routing instance for the server.

**Type** Error: An error occurred  
**Severity** notice

## **L2TPD\_RPD\_ASYNC\_UNREG\_FAILED**

---

**System Log Message** Unable to unregister with rpd (*return-value*)

**Description** The Layer 2 Tunneling Protocol process (l2tpd) could not unregister asynchronously with the routing protocol process (rpd).

**Type** Error: An error occurred

**Severity** error

### **L2TPD\_RPD\_ROUTE\_ADD\_CB\_FAILED**

**System Log Message** Unable to add route *address/prefix-length* asynchronously (gateway *gateway-id* [*gateway-name*], L2TP tunnel *tunnel-id*, session *session-id*): *error-code*

**Description** The Layer 2 Tunneling Protocol process (l2tpd) could not add a route on an asynchronous callback for the indicated address and prefix, gateway, tunnel, and session.

**Type** Error: An error occurred

**Severity** error

### **L2TPD\_RPD\_ROUTE\_ADD\_FAILED**

**System Log Message** Unable to add route *address/prefix-length* (gateway *gateway-id* [*gateway-name*], L2TP tunnel *tunnel-id*, session *session-id*): *error-message* (*error-code*)

**Description** The Layer 2 Tunneling Protocol process (l2tpd) could not add a route for the indicated address and prefix, gateway, tunnel, and session.

**Type** Error: An error occurred

**Severity** error

### **L2TPD\_RPD\_ROUTE\_DELETE\_CB\_FAILED**

**System Log Message** Unable to delete route *address/prefix-length* asynchronously (gateway *gateway-id* [*gateway-name*], L2TP tunnel *tunnel-id*, session *session-id*): *error-code*

**Description** The Layer 2 Tunneling Protocol process (l2tpd) could not delete a route on an asynchronous callback for the indicated address and prefix, gateway, tunnel, and session.

**Type** Error: An error occurred

**Severity** error

### **L2TPD\_RPD\_ROUTE\_DELETE\_FAILED**

**System Log Message** Unable to delete route *address/prefix-length* (gateway *gateway-id* [*gateway-name*], L2TP tunnel *tunnel-id*, session *session-id*): *error-message* (*error-code*)

**Description** The Layer 2 Tunneling Protocol process (l2tpd) could not delete a route for the indicated address and prefix, gateway, tunnel, and session.

**Type** Error: An error occurred

**Severity** error

**L2TPD\_RPD\_ROUTE\_PREFIX\_TOO\_LONG**

---

<b>System Log Message</b>	Unable to add route <i>address/prefix-length</i> : prefix too long (L2TP tunnel <i>tunnel-id</i> , session <i>session-id</i> )
<b>Description</b>	The Layer 2 Tunneling Protocol process (l2tpd) could not add a route for the indicated address and prefix, tunnel, and session.
<b>Type</b>	Error: An error occurred
<b>Severity</b>	error

**L2TPD\_RPD\_SESS\_CREATE\_FAILED**

---

<b>System Log Message</b>	Unable to establish session with rpd ( <i>error-code</i> )
<b>Description</b>	The Layer 2 Tunneling Protocol process (l2tpd) could not establish a session with the routing protocol process (rpd).
<b>Type</b>	Error: An error occurred
<b>Severity</b>	error

**L2TPD\_RPD\_SESS\_HANDLE\_ALLOC\_FAIL**

---

<b>System Log Message</b>	Unable to allocate session handle for rpd connection: <i>error-message</i> ( <i>error-code</i> )
<b>Description</b>	The Layer 2 Tunneling Protocol process (l2tpd) could not allocate a session handle while attempting to initialize a connection to the routing protocol process (rpd).
<b>Type</b>	Error: An error occurred
<b>Severity</b>	error

**L2TPD\_RPD\_SOCKET\_ALLOC\_FAILED**

---

<b>System Log Message</b>	Unable to allocate socket address for rpd connection
<b>Description</b>	The Layer 2 Tunneling Protocol process (l2tpd) could not allocate a socket address structure while attempting to initialize a connection to the routing protocol process (rpd).
<b>Type</b>	Error: An error occurred
<b>Severity</b>	error

**L2TPD\_RPD\_TBL\_LOCATE\_BY\_NAME**

---

<b>System Log Message</b>	Unable to locate rpd table by name: <i>error-message</i> ( <i>error-code</i> )
<b>Description</b>	The Layer 2 Tunneling Protocol process (l2tpd) attempted to retrieve a routing protocol process table by providing the table name. The attempt failed.
<b>Type</b>	Error: An error occurred
<b>Severity</b>	error

## L2TPD\_RPD\_TBL\_LOCATE\_FAILED

---

<b>System Log Message</b>	Unable to locate table <i>table-name</i> for <i>identifier</i> ( <i>return-value</i> )
<b>Description</b>	The Layer 2 Tunneling Protocol process (l2tpd) could not retrieve the indicated routing protocol process table.
<b>Type</b>	Error: An error occurred
<b>Severity</b>	error

## L2TPD\_RPD\_VERSION\_MISMATCH

---

<b>System Log Message</b>	Versions of rpd and librpd did not match; not retrying
<b>Description</b>	The Layer 2 Tunneling Protocol process (l2tpd) determined that the versions of the routing protocol process (rpd) and routing protocol library (librpd) were different. It halted its attempt to connect to the rpd process.
<b>Type</b>	Error: An error occurred
<b>Severity</b>	error

## L2TPD\_RTSLIB\_ASYNC\_OPEN\_FAILED

---

<b>System Log Message</b>	Unable to open asynchronous routing socket connection
<b>Description</b>	The Layer 2 Tunneling Protocol process (l2tpd) could not open a routing socket connection asynchronously. It uses the connection to communicate with the JUNOS operating system kernel.
<b>Type</b>	Error: An error occurred
<b>Severity</b>	error

## L2TPD\_RTSLIB\_OPEN\_FAILED

---

<b>System Log Message</b>	Unable to open routing socket connection
<b>Description</b>	The Layer 2 Tunneling Protocol process (l2tpd) could not open a routing socket connection, which it uses to communicate with the JUNOS operating system kernel.
<b>Type</b>	Error: An error occurred
<b>Severity</b>	error

## L2TPD\_SERVER\_START\_FAILED

---

<b>System Log Message</b>	Startup of L2TP server failed
<b>Description</b>	The Layer 2 Tunneling Protocol (L2TP) server did not start.
<b>Type</b>	Error: An error occurred
<b>Severity</b>	error

**L2TPD\_SERVICE\_NH\_ADD\_FAILED**

---

<b>System Log Message</b>	Unable to add service next hop (L2TP tunnel <i>tunnel-id</i> , session <i>session-id</i> ): <i>error-message</i> ( <i>error-code</i> )
<b>Description</b>	The Layer 2 Tunneling Protocol process (l2tpd) maintains a copy of the JUNOS configuration database in memory. It could not add information about a service next hop to the in-memory configuration for the indicated tunnel and session.
<b>Type</b>	Error: An error occurred
<b>Severity</b>	error

**L2TPD\_SERVICE\_NH\_DELETE\_FAILED**

---

<b>System Log Message</b>	Unable to remove service next hop <i>next-hop</i> (VRF <i>vrf</i> , L2TP tunnel <i>tunnel-id</i> , session <i>session-id</i> )
<b>Description</b>	The Layer 2 Tunneling Protocol process (l2tpd) maintains a copy of the JUNOS configuration database in memory. It could not remove information about the indicated service next hop from the in-memory configuration for the indicated tunnel and session.
<b>Type</b>	Error: An error occurred
<b>Severity</b>	error

**L2TPD\_SESSION\_CFG\_ADD\_ERROR**

---

<b>System Log Message</b>	Unable to add L2TP tunnel <i>tunnel-id</i> , session <i>session-id</i> to PIC configuration ( <i>errno error-code</i> )
<b>Description</b>	The Layer 2 Tunneling Protocol process (l2tpd) maintains a copy of the JUNOS configuration database in memory. It could not add information about the indicated session and tunnel to the in-memory configuration for the Physical Interface Card (PIC).
<b>Type</b>	Error: An error occurred
<b>Severity</b>	error

**L2TPD\_SESSION\_CFG\_ADD\_FAILED**

---

<b>System Log Message</b>	Unable to add L2TP tunnel <i>tunnel-id</i> , session <i>session-id</i> to PIC configuration
<b>Description</b>	The Layer 2 Tunneling Protocol process (l2tpd) maintains a copy of the JUNOS configuration database in memory. It could not add information about the indicated session and tunnel to the in-memory configuration for the Physical Interface Card (PIC).
<b>Type</b>	Error: An error occurred
<b>Severity</b>	error

**L2TPD\_SESSION\_CFG\_DELETE\_FAILED**

---

<b>System Log Message</b>	Unable to remove L2TP tunnel <i>tunnel-id</i> , session <i>session-id</i> from PIC configuration
<b>Description</b>	The Layer 2 Tunneling Protocol process (l2tpd) maintains a copy of the JUNOS configuration database in memory. It could not remove information about the indicated session and tunnel from the in-memory configuration for the Physical Interface Card (PIC).
<b>Type</b>	Error: An error occurred
<b>Severity</b>	error

**L2TPD\_SESSION\_DELETE\_FAILED**

---

<b>System Log Message</b>	Unable to delete session (L2TP tunnel <i>tunnel-id</i> , session <i>session-id</i> , errno <i>error-code</i> )
<b>Description</b>	The Layer 2 Tunneling Protocol process (l2tpd) could not delete information about the indicated tunnel and session.
<b>Type</b>	Error: An error occurred
<b>Severity</b>	error

**L2TPD\_SESSION\_IFF\_NOT\_FOUND**

---

<b>System Log Message</b>	Unable to find family structure for interface <i>interface-name</i> (L2TP tunnel <i>tunnel-id</i> , session <i>session-id</i> )
<b>Description</b>	The Layer 2 Tunneling Protocol process (l2tpd) could not retrieve the interface family structure for the indicated logical interface index in the indicated tunnel and session.
<b>Type</b>	Error: An error occurred
<b>Severity</b>	error

**L2TPD\_SESSION\_IFL\_ADD\_FAILED**

---

<b>System Log Message</b>	<i>function-name</i> : unable to assign session <i>session-id</i> to interface <i>interface-name</i>
<b>Description</b>	The Layer 2 Tunneling Protocol process (l2tpd) could not associate the indicated session with the indicated logical interface.
<b>Type</b>	Error: An error occurred
<b>Severity</b>	error

**L2TPD\_SESSION\_IFL\_ALLOC\_FAILED**

---

<b>System Log Message</b>	<i>function-name</i> : unable to allocate memory for session <i>session-id</i> , interface <i>interface-name</i>
<b>Description</b>	The Layer 2 Tunneling Protocol process (l2tpd) could not allocate memory for the indicated session to be associated with the indicated logical interface.
<b>Type</b>	Error: An error occurred



**Severity** error

### **L2TPD\_SESSION\_IFL\_CLI\_TREE\_ALLOC**

---

**System Log Message** Unable to allocate memory for session tree for interface *interface-name*

**Description** The Layer 2 Tunneling Protocol process (l2tpd) maintains a copy of the JUNOS configuration database in memory. It could not allocate memory for a command-line interface (CLI)-specific session tree structure for the indicated logical interface.

**Type** Error: An error occurred

**Severity** error

### **L2TPD\_SESSION\_IFL\_DELETED**

---

**System Log Message** *function-name*: interface *interface-name* is deleted

**Description** The Layer 2 Tunneling Protocol process (l2tpd) detected that the configuration information for the indicated logical interface was deleted for a session.

**Type** Error: An error occurred

**Severity** error

### **L2TPD\_SESSION\_IFL\_DELETE\_FAILED**

---

**System Log Message** *function-name*: unable to delete session *identifier* from interface *interface-name*

**Description** The Layer 2 Tunneling Protocol process (l2tpd) could not delete information about a session from the configuration information for a logical interface.

**Type** Error: An error occurred

**Severity** error

### **L2TPD\_SESSION\_IFL\_GET\_FAILED**

---

**System Log Message** *function-name*: unable to find interface *interface-name*

**Description** The Layer 2 Tunneling Protocol process (l2tpd) could not retrieve configuration information about the indicated logical interface, to which it was going to add session information.

**Type** Error: An error occurred

**Severity** error

### **L2TPD\_SESSION\_IFL\_NOT\_EQUAL**

---

**System Log Message** *function-name*: interface *interface-name* not equal

**Description** The Layer 2 Tunneling Protocol process (l2tpd) could not add a session for the indicated logical interface.

**Type** Error: An error occurred

**Severity** error

### **L2TPD\_SESSION\_IFL\_NOT\_FOUND**

---

**System Log Message** Unable to find interface *interface-name* (L2TP tunnel *tunnel-id*, session *session-id*)

**Description** The Layer 2 Tunneling Protocol process (l2tpd) could not find the indicated logical interface corresponding to the indicated tunnel and session.

**Type** Error: An error occurred

**Severity** error

### **L2TPD\_SESSION\_IFL\_OCCUPIED**

---

**System Log Message** *function-name*: interface *interface-name* already has associated session (*value1/value2*)

**Description** The Layer 2 Tunneling Protocol process (l2tpd) determined that the indicated logical interface already had an associated session.

**Type** Error: An error occurred

**Severity** error

### **L2TPD\_SESSION\_IFL\_REMOVE\_FAILED**

---

**System Log Message** Unable to remove L2TP tunnel *tunnel-id*, session *session-id* from logical interface (errno *error-code*)

**Description** The Layer 2 Tunneling Protocol process (l2tpd) could not remove information about the indicated tunnel and session from the record it maintains for a logical interface.

**Type** Error: An error occurred

**Severity** error

### **L2TPD\_SESSION\_INVALID\_PEER\_IP**

---

**System Log Message** Invalid peer address *peer-address* in IPCP UP (L2TP tunnel *tunnel-id*, session *session-id*); closing session

**Description** The Layer 2 Tunneling Protocol process (l2tpd) received an IP Control Protocol (IPCP) 'UP' message for the indicated tunnel and session that included the indicated IP address for a peer. The address was invalid, and the l2tpd process started closing down the session.

**Type** Error: An error occurred

**Severity** error

### **L2TPD\_SESSION\_ROUTE\_ADD\_FAILED**

---

**System Log Message** Unable to add PPP route (L2TP tunnel *tunnel-id*, session *session-id*, errno *error-code*)

**Description** The Layer 2 Tunneling Protocol process (l2tpd) could not add a Point-to-Point Protocol (PPP) route for the indicated tunnel and session.

**Type** Error: An error occurred  
**Severity** error

### L2TPD\_SESSION\_RT\_TBL\_NOT\_FOUND

---

**System Log Message** Unable to find route table *table-id* for interface *interface-name* (L2TP tunnel *tunnel-id*, session *session-id*)

**Description** The Layer 2 Tunneling Protocol process (l2tpd) could not retrieve the indicated routing table associated with the indicated logical interface in the indicated tunnel and session.

**Type** Error: An error occurred  
**Severity** error

### L2TPD\_SESSION\_TUNNEL\_ID\_MISMATCH

---

**System Log Message** Tunnel ID *tunnel-id* in message does not match L2TP tunnel *l2tp-tunnel-id*, session *session-id*

**Description** The Layer 2 Tunneling Protocol process (l2tpd) received a message with the indicated tunnel identifier, which did not match the identifier stored for the indicated tunnel and session.

**Type** Error: An error occurred  
**Severity** error

### L2TPD\_SETSOCKOPT\_FAILED

---

**System Log Message** setsockopt() failed *operation: error-message*

**Description** The Layer 2 Tunneling Protocol process (l2tpd) could not set socket options during the indicated operation.

**Type** Error: An error occurred  
**Severity** error

### L2TPD\_SET\_ASYNC\_CONTEXT

---

**System Log Message** Unable to set asynchronous context (errno *error-code*)

**Description** The Layer 2 Tunneling Protocol process (l2tpd) could not set asynchronous context for a routing socket connection, which it uses to communicate with the JUNOS operating system kernel.

**Type** Error: An error occurred  
**Severity** error

### L2TPD\_SHOW\_MULTILINK

---

**System Log Message** Detail level *level* is not supported by 'show services l2tp multilink' command

**Description** The 'show services l2tp multilink' command was issued with the indicated option to specify the amount of information to return, but the command does not support that option.

**Type** Error: An error occurred

**Severity** error

## L2TPD\_SHOW\_SESSION

---

**System Log Message** Detail level *level* is not supported by 'show services l2tp session' command

**Description** The 'show services l2tp session' command was issued with the indicated option to specify the amount of information to return, but the command does not support that option.

**Type** Error: An error occurred

**Severity** error

## L2TPD\_SHOW\_TUNNEL

---

**System Log Message** Detail level *level* is not supported by 'show services l2tp tunnel' command

**Description** The 'show services l2tp tunnel' command was issued with the indicated option to specify the amount of information to return, but the command does not support that option.

**Type** Error: An error occurred

**Severity** error

## L2TPD\_SOCKET\_FAILED

---

**System Log Message** socket() failed *operation: error-message*

**Description** The Layer 2 Tunneling Protocol process (l2tpd) could not open socket during the indicated operation.

**Type** Error: An error occurred

**Severity** error

## L2TPD\_SUBUNIT\_ROUTE\_ALLOC\_FAILED

---

**System Log Message** Unable to allocate L2TP route (tunnel *tunnel-id*, session *session-id*)

**Description** The Layer 2 Tunneling Protocol process (l2tpd) could not allocate a subunit route record for the indicated tunnel and session.

**Type** Error: An error occurred

**Severity** error

## L2TPD\_TRACE\_FILE\_OPEN\_FAILED

---

**System Log Message** Unable to open trace file: *error-message*

**Description** The Layer 2 Tunneling Protocol process (l2tpd) could not open its trace file.

**Type** Error: An error occurred

**Severity** error

## **L2TPD\_TUNNEL\_CFG\_ADD\_FAILED**

---

**System Log Message** Unable to add L2TP tunnel *tunnel-id* to PIC configuration (errno *error-code*)

**Description** The Layer 2 Tunneling Protocol process (l2tpd) maintains a copy of the JUNOS configuration database in memory. It could not add information about the indicated tunnel to the in-memory configuration for the Physical Interface Card (PIC).

**Type** Error: An error occurred

**Severity** error

## **L2TPD\_TUNNEL\_CFG\_ADD\_INV\_ADDR**

---

**System Log Message** Unable to add L2TP tunnel *tunnel-id* to PIC configuration: address invalid

**Description** The Layer 2 Tunneling Protocol process (l2tpd) maintains a copy of the JUNOS configuration database in memory. It could not add information about the indicated tunnel to the in-memory configuration for the Physical Interface Card (PIC), because the local or remote address provided for the tunnel was invalid.

**Type** Error: An error occurred

**Severity** error

## **L2TPD\_TUNNEL\_CFG\_DELETE\_FAILED**

---

**System Log Message** Unable to remove L2TP tunnel *tunnel-id* from PIC configuration

**Description** The Layer 2 Tunneling Protocol process (l2tpd) maintains a copy of the JUNOS configuration database in memory. It could not remove information about the indicated tunnel from the in-memory configuration for the Physical Interface Card (PIC).

**Type** Error: An error occurred

**Severity** error

## **L2TPD\_TUNNEL\_DELETE\_FAILED**

---

**System Log Message** Unable to delete L2TP tunnel *tunnel-id* (errno *error-code*)

**Description** The Layer 2 Tunneling Protocol process (l2tpd) could not delete information about the indicated tunnel.

**Type** Error: An error occurred

**Severity** error

**L2TPD\_TUNNEL\_DEST\_IF\_LOOKUP\_FAIL**

---

<b>System Log Message</b>	Unable to find destination interface for L2TP tunnel <i>tunnel-id</i> remote address: <i>error-message</i>
<b>Description</b>	The Layer 2 Tunneling Protocol process (l2tpd) tried to use route lookup to determine which local logical interface to use to reach the remote end of the indicated tunnel. The attempt failed.
<b>Type</b>	Error: An error occurred
<b>Severity</b>	error

**L2TPD\_TUNNEL\_GROUP\_ADD\_FAILED**

---

<b>System Log Message</b>	Unable to create L2TP tunnel group
<b>Description</b>	The Layer 2 Tunneling Protocol process (l2tpd) could not create a tunnel group.
<b>Type</b>	Error: An error occurred
<b>Severity</b>	error

**L2TPD\_TUNNEL\_GROUP\_CFG\_ADD\_FAIL**

---

<b>System Log Message</b>	Unable to add tunnel group <i>tunnel-group</i> (service set <i>service-set</i> ) to configuration for PIC <i>pic-slot</i> : <i>error-message</i>
<b>Description</b>	The Layer 2 Tunneling Protocol process (l2tpd) maintains a copy of the JUNOS configuration database in memory. It could not add information about the indicated tunnel group and service set to the in-memory configuration for the indicated Physical Interface Card (PIC).
<b>Type</b>	Error: An error occurred
<b>Severity</b>	error

**L2TPD\_TUNNEL\_GROUP\_CFG\_DEL\_FAIL**

---

<b>System Log Message</b>	Unable to delete tunnel group <i>tunnel-group</i> (service set <i>service-set</i> ): <i>error-code</i>
<b>Description</b>	The Layer 2 Tunneling Protocol process (l2tpd) could not delete information about the indicated tunnel group and service set.
<b>Type</b>	Error: An error occurred
<b>Severity</b>	error

**L2TPD\_TUNNEL\_GROUP\_CREATE\_FAILED**

---

<b>System Log Message</b>	Unable to create L2TP module for tunnel group <i>address</i>
<b>Description</b>	The Layer 2 Tunneling Protocol process (l2tpd) could not create the indicated protocol tunnel group.
<b>Type</b>	Error: An error occurred

**Severity** error

## L2TPD\_TUNNEL\_GROUP\_DELETE\_FAILED

**System Log Message** Unable to delete L2TP tunnel group *tunnel-group-id* (errno *error-code*)

**Description** The Layer 2 Tunneling Protocol process (l2tpd) could not delete information about the indicated tunnel group.

**Type** Error: An error occurred

**Severity** error

## L2TPD\_TUNNEL\_GROUP\_IDX\_MISMATCH

**System Log Message** Tunnel group index *index1* in message does not match index *index2* stored for L2TP tunnel *tunnel-id*

**Description** The Layer 2 Tunneling Protocol process (l2tpd) received a message with the indicated tunnel group index, which did not match the indicated group tunnel index stored for the indicated tunnel.

**Type** Error: An error occurred

**Severity** error

## L2TPD\_TUNNEL\_GROUP\_RESTART\_FAIL

**System Log Message** Unable to restart L2TP module for tunnel group

**Description** The Layer 2 Tunneling Protocol process (l2tpd) could not restart a protocol tunnel group.

**Type** Error: An error occurred

**Severity** error

## L2TPD\_USER\_AUTHN\_NOT\_FOUND

**System Log Message** Unable to find user profile *username* during PPP authentication

**Description** The Layer 2 Tunneling Protocol process (l2tpd) could not retrieve the user profile for the indicated username, which it needs for Point-to-Point Protocol (PPP) authentication of a session.

**Type** Error: An error occurred

**Severity** error

## L2TPD\_USER\_AUTHN\_ORDER\_UNKNOWN

**System Log Message** Unknown authentication order *authentication-order* (tunnel *tunnel-id*, session *session-id*)

**Description** The Layer 2 Tunneling Protocol process (l2tpd) did not recognize the indicated authentication order, which was specified for Point-to-Point (PPP) authentication of the indicated tunnel and session.

**Type** Error: An error occurred  
**Severity** error

## **L2TPD\_USER\_AUTHN\_PWD\_NOT\_FOUND**

---

**System Log Message** Unable to retrieve password during PPP authentication of user *username*

**Description** The Layer 2 Tunneling Protocol process (l2tpd) could not retrieve the password for the indicated username, which it needs for Point-to-Point Protocol (PPP) authentication of a session.

**Type** Error: An error occurred  
**Severity** error



## Chapter 42

# LACPD System Log Messages

This chapter describes messages with the LACPD prefix. They are generated by the Link Aggregation Control Protocol (LACPD) process (lcpd), which supports LACP functions for aggregated Ethernet interfaces.

### LACPD\_MEMORY\_ALLOCATION\_FAILED

---

<b>System Log Message</b>	Unable to allocate memory for interface <i>interface-name</i>
<b>Description</b>	The Link Aggregation Control Protocol process (lcpd) could not allocate memory for the indicated interface.
<b>Type</b>	Error: An error occurred
<b>Severity</b>	error



## Chapter 43

# LFMD System Log Messages

This chapter describes messages with the LFMD prefix. They are generated by the link-fault management process (lfmd), which supports Operation, Administration, and Maintenance (OAM) functions that are defined in the Institute of Electrical and Electronics Engineers (IEEE) 802.3ah standard for Ethernet interfaces.

### LFMD\_RTsock\_OPEN\_FAILED

---

<b>System Log Message</b>	Unable to open synchronous routing socket: <i>error-message</i>
<b>Description</b>	The Ethernet Operation, Administration and Management link-fault management process (lfmd) could not open a routing socket to create a connection.
<b>Type</b>	Error: An error occurred
<b>Severity</b>	error



## Chapter 44

# LIBESPTASK System Log Messages

This chapter describes messages with the LIBESPTASK prefix.

### LIBESPTASK\_SNMP\_CONN\_PROG

---

<b>System Log Message</b>	<i>function-name: error-message</i>
<b>Description</b>	The indicated error occurred while the process using libesptask was connecting to the Simple Network Management Protocol (SNMP) master agent.
<b>Type</b>	Error: An error occurred
<b>Severity</b>	info

### LIBESPTASK\_SNMP\_CONN\_QUIT

---

<b>System Log Message</b>	<i>function-name: unable to connect to SNMP agent (pathname): error-message</i>
<b>Description</b>	The process using libesptask could not connect to the indicated Simple Network Management Protocol (SNMP) master agent.
<b>Type</b>	Error: An error occurred
<b>Severity</b>	error

### LIBESPTASK\_SNMP\_CONN\_RETRY

---

<b>System Log Message</b>	<i>function-name: reattempting connection to SNMP agent (pathname): error-message</i>
<b>Description</b>	The process using libesptask tried again to connect to the indicated Simple Network Management Protocol (SNMP) master agent after a connection attempt failed.
<b>Type</b>	Error: An error occurred
<b>Severity</b>	error

### LIBESPTASK\_SNMP\_INVALID\_SOCKET

---

<b>System Log Message</b>	<i>function-name: socket file-descriptor is invalid</i>
<b>Description</b>	The process using libesptask could not send a message to a Simple Network Management Protocol (SNMP) master agent because the indicated socket is invalid.
<b>Type</b>	Error: An error occurred

**Severity** error

### LIBESPTASK\_SNMP\_SOCKET\_BLOCK

---

**System Log Message** *function-name*: unable to set nonblocking option

**Description** The process using libesptask could not set a socket to nonblocking mode after connecting to the Simple Network Management Protocol (SNMP) master agent.

**Type** Error: An error occurred

**Severity** error

### LIBESPTASK\_SNMP\_SOCKET\_RECVBUF

---

**System Log Message** *function-name*: unable to set recvbuf option

**Description** The process using libesptask could not set the size of the kernel receive buffer, which allows it to accept the largest possible packet from the Simple Network Management Protocol (SNMP) master agent.

**Type** Error: An error occurred

**Severity** error

### LIBESPTASK\_SNMP\_SOCKET\_SENDBUF

---

**System Log Message** *function-name*: unable to set sendbf option

**Description** The process using libesptask could not set the size of the kernel send buffer, which allows it to send the largest possible packet to the Simple Network Management Protocol (SNMP) master agent.

**Type** Error: An error occurred

**Severity** error

## Chapter 45

# LIBJNX System Log Messages

This chapter describes messages with the LIBJNX prefix. They are generated by processes that call routines in the libjuniper library, which includes routines for creating and managing child processes, parsing machine and interface addresses, tracing, file I/O, and other functions.

### LIBJNX\_AUDIT\_ERROR

---

<b>System Log Message</b>	<i>function-name: error-message</i>
<b>Description</b>	A JUNOS process could not notify the audit process (auditd) about user activity related to system accounting, because of an interprocess communication (IPC) error.
<b>Type</b>	Error: An error occurred
<b>Severity</b>	error
<b>Cause</b>	Possible reasons include (a) auditd was not running (b) auditd was still initializing after a restart (c) there was a socket error.
<b>Action</b>	Contact your technical support representative.

### LIBJNX\_COMPRESS\_EXEC\_FAILED

---

<b>System Log Message</b>	Unable to compress file ' <i>filename</i> ' using <i>program-name: error-message</i>
<b>Description</b>	A JUNOS process tried to use the indicated utility to create a compressed version of the indicated old system log file. The attempt failed for the indicated reason.
<b>Type</b>	Error: An error occurred
<b>Severity</b>	info
<b>Cause</b>	An internal software failure occurred.
<b>Action</b>	Contact your technical support representative.

### LIBJNX\_DEFAULT\_IP\_ADDR\_NOT\_SET

---

<b>System Log Message</b>	Unable to retrieve system default IP address: not set in kernel ( <i>error-message</i> )
<b>Description</b>	A JUNOS process could not retrieve the system default IP address from the kernel, because the address is not defined there.

<b>Type</b>	Error: An error occurred
<b>Severity</b>	critical
<b>Cause</b>	An internal software failure occurred.
<b>Action</b>	Contact your technical support representative.

## LIBJNX\_EVLIB\_FAILURE

---

<b>System Log Message</b>	<i>function-name: error-message</i>
<b>Description</b>	A JUNOS process called the indicated function in the event library. The function failed for the indicated reason.
<b>Type</b>	Error: An error occurred
<b>Severity</b>	emergency
<b>Cause</b>	An internal software failure occurred.
<b>Action</b>	Contact your technical support representative.

## LIBJNX\_EXEC\_EXITED

---

<b>System Log Message</b>	Command stopped: PID <i>pid</i> , signal = ' <i>return-value</i> ' <i>core-dump-status</i> , command ' <i>command</i> '
<b>Description</b>	A JUNOS process created a child process to execute the indicated command for it. The child process stopped unexpectedly.
<b>Type</b>	Error: An error occurred
<b>Severity</b>	notice
<b>Cause</b>	An internal software failure occurred.
<b>Action</b>	Contact your technical support representative.

## LIBJNX\_EXEC\_FAILED

---

<b>System Log Message</b>	Child exec failed for command ' <i>command</i> ': <i>error-message</i>
<b>Description</b>	A JUNOS process called the exec() system call while creating a child process to execute the indicated command for it. The system call failed.
<b>Type</b>	Error: An error occurred
<b>Severity</b>	error
<b>Cause</b>	An internal software failure occurred.
<b>Action</b>	Contact your technical support representative.



**LIBJNX\_EXEC\_PIPE**


---

<b>System Log Message</b>	Unable to create pipes for command ' <i>command</i> ': <i>error-message</i>
<b>Description</b>	A JUNOS process created a child process to execute the indicated command for it. Its attempt to create pipes for communication with the child failed.
<b>Type</b>	Error: An error occurred
<b>Severity</b>	error
<b>Cause</b>	An internal software failure occurred.
<b>Action</b>	Contact your technical support representative.

**LIBJNX\_EXEC\_SINGALED**


---

<b>System Log Message</b>	Command received signal: PID <i>pid</i> , signal <i>signal-name</i> <i>core-dump-status</i> , command ' <i>command</i> '
<b>Description</b>	A JUNOS process created a child process to execute the indicated command for it. The child process received the indicated signal and exited.
<b>Type</b>	Error: An error occurred
<b>Severity</b>	error
<b>Cause</b>	An internal software failure occurred.
<b>Action</b>	Contact your technical support representative.

**LIBJNX\_EXEC\_WEXIT**


---

<b>System Log Message</b>	Command exited: PID <i>pid</i> , status <i>return-value</i> <i>core-dump-status</i> , command ' <i>command</i> '
<b>Description</b>	A JUNOS process created a child process to execute the indicated command for it. The child process exited abnormally with the indicated exit code.
<b>Type</b>	Error: An error occurred
<b>Severity</b>	notice
<b>Cause</b>	An internal software failure occurred.
<b>Action</b>	Contact your technical support representative.

**LIBJNX\_FILE\_COPY\_FAILED**


---

<b>System Log Message</b>	Failed to copy from <i>source-filename</i> to <i>destination-filename</i>
<b>Description</b>	A JUNOS process could not copy the indicated source file to the indicated destination name or location.
<b>Type</b>	Error: An error occurred
<b>Severity</b>	error

**LIBJNX\_FILE\_SYSTEM\_FAIL**

---

<b>System Log Message</b>	<i>pathname: error-message</i>
<b>Description</b>	A JUNOS process could not obtain status information for the indicated file system.
<b>Type</b>	Event: This message reports an event, not an error
<b>Severity</b>	error

**LIBJNX\_FILE\_SYSTEM\_SPACE**

---

<b>System Log Message</b>	Not enough space left on device <i>pathname</i>
<b>Description</b>	A JUNOS process found that the indicated file system did not have the free space needed for storing temporary files.
<b>Type</b>	Event: This message reports an event, not an error
<b>Severity</b>	warning

**LIBJNX\_INVALID\_CHASSIS\_ID**

---

<b>System Log Message</b>	<i>function-name: invalid chassis ID chassis-id</i>
<b>Description</b>	A JUNOS process could not determine the hostname for the master Routing Engine on a routing node in a routing matrix, because the indicated chassis ID provided for the routing platform was invalid.
<b>Type</b>	Error: An error occurred
<b>Severity</b>	error

**LIBJNX\_INVALID\_RE\_SLOT\_ID**

---

<b>System Log Message</b>	<i>function-name: invalid Routing Engine slot ID routing-engine-slot</i>
<b>Description</b>	A JUNOS process could not determine the hostname for a Routing Engine, because the indicated Routing Engine slot ID was invalid.
<b>Type</b>	Error: An error occurred
<b>Severity</b>	error

**LIBJNX\_INVALID\_XML\_DATA**

---

<b>System Log Message</b>	Invalid XML data '\data'
<b>Description</b>	The XML parser closed its session with a client application because the indicated XML data sent by the client was invalid.
<b>Type</b>	Error: An error occurred
<b>Severity</b>	error

## LIBJNX\_PRIV\_LOWER\_FAILED

---

<b>System Log Message</b>	Unable to lower privilege level: <i>error-message</i>
<b>Description</b>	A JUNOS process attempted to revert its effective user ID to the original user. The attempt failed.
<b>Type</b>	Error: An error occurred
<b>Severity</b>	error
<b>Cause</b>	An internal software failure occurred.
<b>Action</b>	Contact your technical support representative.

## LIBJNX\_PRIV\_RAISE\_FAILED

---

<b>System Log Message</b>	Unable to raise privilege level: <i>error-message</i>
<b>Description</b>	A JUNOS process attempted to set its effective user ID to the root user. The attempt failed.
<b>Type</b>	Error: An error occurred
<b>Severity</b>	error
<b>Cause</b>	An internal software failure occurred.
<b>Action</b>	Contact your technical support representative.

## LIBJNX\_REPLICATE\_RCP\_ERROR

---

<b>System Log Message</b>	<i>operation: operational-status</i>
<b>Description</b>	The rcp command failed during replication.
<b>Type</b>	Error: An error occurred
<b>Severity</b>	error
<b>Cause</b>	An internal software failure occurred.
<b>Action</b>	Contact your technical support representative.

## LIBJNX\_REPLICATE\_RCP\_EXEC\_FAILED

---

<b>System Log Message</b>	rcp failed: <i>error-message</i>
<b>Description</b>	A JUNOS process created a child process to copy a file to the other Routing Engine. The copy operation failed.
<b>Type</b>	Error: An error occurred
<b>Severity</b>	error
<b>Cause</b>	An internal software failure occurred.

**Action** Contact your technical support representative.

## LIBJNX\_SNMP\_ENGINE\_FILE\_FAILURE

---

**System Log Message** *function-name: operation: operation filename: error-message*

**Description** A JUNOS process could not perform the indicated operation on the indicated SNMP engine data file.

**Type** Error: An error occurred

**Severity** critical

**Cause** An internal software failure occurred.

**Action** Contact your technical support representative.

## LIBJNX\_SNMP\_ENGINE\_SCAN\_FAILURE

---

**System Log Message** *function-name: fscanf : filename scanning: data Error: error-message*

**Description** A JUNOS process could not perform the scan operation on the indicated SNMP engine data file.

**Type** Error: An error occurred

**Severity** critical

**Cause** An internal software failure occurred.

**Action** Contact your technical support representative.

## LIBJNX\_SOCKET\_FAILURE

---

**System Log Message** *operation: error-message*

**Description** Various system processes use Transmission Control Protocol (TCP), User Datagram Protocol (UDP), and Reliable Data Protocol (RDP) sockets. The indicated socket operation failed for the indicated reason.

**Type** Error: An error occurred

**Severity** emergency

**Cause** An internal software failure occurred.

**Action** Contact your technical support representative.

## LIBJNX\_XML\_DECODE\_FAILED

---

**System Log Message** Invalid XML encoding '*data*', skipping to ';'.

**Description** The XML parser ignored the indicated XML data sent by a client application, because the XML encoding of the data was invalid. The parser skipped ahead to the likely endpoint for the invalid data.

<b>Type</b>	Error: An error occurred
<b>Severity</b>	error
<b>Cause</b>	A possible cause is improper escaping of character constants in the data stream.
<b>Action</b>	Contact your technical support representative.



## Chapter 46

# LIBMSRPC System Log Messages

This chapter describes messages with the LIBMSRPC prefix. They are generated by the mspinfo process, which is responsible for RPC communication between the Routing Engine (RE) and the Multiservices PICs.

### LIBMSRPC\_CLIENT\_INIT\_FAILED

---

<b>System Log Message</b>	Can't create msrpc client: <i>error-message</i>
<b>Description</b>	A JUNOS process (mspinfo) could not establish initialization of the RPC client.
<b>Type</b>	Error: An error occurred
<b>Severity</b>	error
<b>Cause</b>	Possible reasons: process is out of memory
<b>Action</b>	Contact your technical support representative.

### LIBMSRPC\_CLIENT\_KCOM\_FAILED

---

<b>System Log Message</b>	Can't initialize kcom for msrpc client: <i>error-message</i>
<b>Description</b>	A JUNOS process (mspinfo) could not establish initialization of the kcom subsystem.
<b>Type</b>	Error: An error occurred
<b>Severity</b>	error
<b>Cause</b>	Possible reasons: can't initialize kcom services.
<b>Action</b>	Contact your technical support representative.

### LIBMSRPC\_CLIENT\_NO\_CONNECTION

---

<b>System Log Message</b>	Failed connecting fpc = <i>fpc-slot</i> , pic = <i>pic-slot</i>
<b>Description</b>	Remote execution of the command given from the RE to the PIC failed, can not connect to the PIC.
<b>Type</b>	Error: An error occurred
<b>Severity</b>	notice

**Cause** Possible reasons: a)PIC appears online but is not responding b)msrpc server is not running on the PIC.

**Action** Contact your technical support representative.

## LIBMSRPC\_CLIENT\_NO\_REPLY

---

**System Log Message** Error executing "*command*": no reply from the PIC

**Description** Remote execution of the command given from the RE to the PIC failed, no reply from the PIC.

**Type** Error: An error occurred

**Severity** notice

**Cause** Possible reasons: a)wrong command b)insufficient permissions c)wrong arguments d)PIC appears online but is not responding e)msrpc server is not running on the PIC.

**Action** Contact your technical support representative.

## LIBMSRPC\_CLIENT\_PIC\_DOWN

---

**System Log Message** Interface *interface-name* is down

**Description** Remote execution of the command given from the RE to the PIC failed, the PIC is down.

**Type** Error: An error occurred

**Severity** error

**Cause** Possible reasons: the given PIC is not responding and/or is offline.

**Action** Contact your technical support representative.

## LIBMSRPC\_CLIENT\_WRONG\_OUTPUT

---

**System Log Message** Error executing "*command*": output length exceeds *correct-length* characters

**Description** Remote execution of the command given from the RE to the PIC failed, PIC returned unexpected output.

**Type** Error: An error occurred

**Severity** notice

**Cause** Possible reasons: a)wrong command b)wrong arguments.

**Action** Contact your technical support representative.



## Chapter 47

# LICENSE System Log Messages

This chapter describes messages with the **LICENSE** prefix. They are generated by processes that call routines in the **liblicense** library, which provide software license management functions on a routing platform.

### LICENSE\_CONNECT\_FAILURE

---

<b>System Log Message</b>	Connection could not be set up: <i>error-message</i>
<b>Description</b>	The indicated error occurred because a connection to the license-check process was not established.
<b>Type</b>	Error: An error occurred
<b>Severity</b>	error

### LICENSE\_CONN\_TO\_LI\_CHECK\_FAILURE

---

<b>System Log Message</b>	Process could not connect to license-check in <i>maximum-value</i> tries; giving up
<b>Description</b>	The indicated process failed to connect to the license-check process after the indicated maximum tries.
<b>Type</b>	Error: An error occurred
<b>Severity</b>	error

### LICENSE\_CONN\_TO\_LI\_CHECK\_SUCCESS

---

<b>System Log Message</b>	Connected to license-check
<b>Description</b>	The indicated process successfully connected to the license-check process.
<b>Type</b>	Event: This message reports an event, not an error
<b>Severity</b>	info

### LICENSE\_EXPIRED

---

<b>System Log Message</b>	License for feature <i>feature-name(feature-id)</i> expired
<b>Description</b>	The time-based license for the indicated feature expired. The feature remains inactive until a new license is installed.
<b>Type</b>	Event: This message reports an event, not an error

**Severity** alert

## LICENSE\_GRACE\_PERIOD\_APPROACHING

---

**System Log Message** License grace period for feature *feature-name(feature-id)* will expire in *time*

**Description** The indicated amount of time remained before the license grace period for the indicated feature would expire. If a new license was not installed within that time, the feature became inactive.

**Type** Event: This message reports an event, not an error

**Severity** alert

## LICENSE\_GRACE\_PERIOD\_EXCEEDED

---

**System Log Message** License grace period for feature *feature-name(feature-id)* will expire in *time* (limit = *maximum-value*)

**Description** The grace period for a scale license is about to expire. Unless the scale license is upgraded, the license will scale back to the licensed limit once the grace period expires.

**Type** Event: This message reports an event, not an error

**Severity** alert

## LICENSE\_GRACE\_PERIOD\_EXPIRED

---

**System Log Message** License grace period for feature *feature-name(feature-id)* has expired

**Description** The grace period for a licensable feature has expired. Strict license enforcement will remain active until a new license is installed.

**Type** Event: This message reports an event, not an error

**Severity** alert

## LICENSE\_LIST\_MANAGEMENT

---

**System Log Message** Error occurred for feature *feature-name: error-message* (system error: *system-error-message*)

**Description** The management process (mgd) could not complete a license management command related to the indicated feature. If a system error is reported, it caused the problem.

**Type** Error: An error occurred

**Severity** error

## LICENSE\_NEARING\_EXPIRY

---

**System Log Message** License for feature *feature-name(feature-id)* expires in *time*

**Description** At the time this message was logged, the indicated amount of time remained before the time-based license for the indicated feature would expire. If a new license was not installed within that time, the feature became inactive.

<b>Type</b>	Event: This message reports an event, not an error
<b>Severity</b>	alert

## LICENSE\_READ\_ERROR

---

<b>System Log Message</b>	recvmsg() failed: <i>error-message</i>
<b>Description</b>	The indicated process failed to read an event sent to it, for the indicated reason.
<b>Type</b>	Error: An error occurred
<b>Severity</b>	error

## LICENSE\_REG\_ERROR

---

<b>System Log Message</b>	Registration request failed: <i>current-value</i>
<b>Description</b>	The license registration request failed. A request needs to be resent to the license-check process.
<b>Type</b>	Error: An error occurred
<b>Severity</b>	error

## LICENSE\_SIGNATURE\_VERIFY\_FAILED

---

<b>System Log Message</b>	Signature verification failed: <i>error-message</i>
<b>Description</b>	The management process (mgd) could not verify a license because the license's signature was invalid.
<b>Type</b>	Error: An error occurred
<b>Severity</b>	error

## LICENSE\_UNKNOWN\_RESPONSE\_TYPE

---

<b>System Log Message</b>	unknown message type received: <i>current-value</i>
<b>Description</b>	An unknown response type was received from the license-check process.
<b>Type</b>	Error: An error occurred
<b>Severity</b>	error

## LICENSE\_VERIFICATION\_FILE\_ERROR

---

<b>System Log Message</b>	License verification failed for file ' <i>error-message</i> ': <i>filename</i> (system error: <i>system-error-message</i> )
<b>Description</b>	The management process (mgd) could not verify the indicated license file because of the indicated internal file-handling error.
<b>Type</b>	Error: An error occurred
<b>Severity</b>	error



## Chapter 48

# LLDPD System Log Messages

### LLDPD\_PARSE\_ARGS

---

<b>System Log Message</b>	<i>executable-name: duplicate command line switch: option</i>
<b>Description</b>	The Link Layer Discovery Protocol process (lldpd) terminated because of an internal error.
<b>Type</b>	Error: An error occurred
<b>Severity</b>	error
<b>Action</b>	Examine the messages that immediately follow this message in the system log for information about possible causes.
<b>Cause</b>	An internal software failure occurred.

### LLDPD\_PARSE\_BAD\_SWITCH

---

<b>System Log Message</b>	<i>executable-name: invalid switch: option</i>
<b>Description</b>	The Link Layer Discovery Protocol process (lldpd) terminated because of an invalid switch.
<b>Type</b>	Error: An error occurred
<b>Severity</b>	error
<b>Action</b>	Examine the messages that immediately follow this message in the system log for information about possible causes.
<b>Cause</b>	An internal software failure occurred.

### LLDPD\_PARSE\_CMD\_ARG

---

<b>System Log Message</b>	<i>executable-name: missing argument for switch: option</i>
<b>Description</b>	The Link Layer Discovery Protocol process (lldpd) terminated because of an internal error.
<b>Type</b>	Error: An error occurred
<b>Severity</b>	error
<b>Action</b>	Examine the messages that immediately follow this message in the system log for information about possible causes.

**Cause** An internal software failure occurred.

## LLDPD\_PARSE\_CMD\_EXTRA

---

**System Log Message** *executable-name: extraneous information on command line: option*

**Description** The Link Layer Discovery Protocol process (lldpd) terminated because of an internal error.

**Type** Error: An error occurred

**Severity** error

**Action** Examine the messages that immediately follow this message in the system log for information about possible causes.

**Cause** An internal software failure occurred.

## LLDPD\_PARSE\_USAGE

---

**System Log Message** Usage: *executable-name* [-c] [-C] [-n] [-N] [-t[flags]] [-f config-file] [trace-file]

**Description** The Link Layer Discovery Protocol process (lldpd) terminated because of an internal error.

**Type** Error: An error occurred

**Severity** error

**Action** Examine the messages that immediately follow this message in the system log for information about possible causes.

**Cause** An internal software failure occurred.

## LLDPD\_SYSTEM

---

**System Log Message** *reason: error-message*

**Description** A system call made by the Link Layer Discovery Protocol process (LLDPD) failed.

**Type** Error: An error occurred

**Severity** error

**Cause** It is possible that the kernel lacked the resources to fulfill the request. LLDPD will recover.

## Chapter 49

# LOGIN System Log Messages

This chapter describes messages with the **LOGIN** prefix. They are generated by the login process (login), which performs authentication for Telnet sessions.

### LOGIN\_ABORTED

---

<b>System Log Message</b>	Client aborted login
<b>Description</b>	A login attempt was cancelled, either by the remote user or in response to a signal.
<b>Type</b>	Event: This message reports an event, not an error
<b>Severity</b>	info

### LOGIN\_FAILED

---

<b>System Log Message</b>	Login failed for user <i>username</i> from host <i>hostname</i>
<b>Description</b>	A login attempt failed for the indicated username.
<b>Type</b>	Event: This message reports an event, not an error
<b>Severity</b>	notice

### LOGIN\_FAILED\_SET\_CONTEXT

---

<b>System Log Message</b>	Failed to set context for user <i>username</i>
<b>Description</b>	The login process (login) could not set login context properties for the indicated user and cancelled the authentication attempt.
<b>Type</b>	Error: An error occurred
<b>Severity</b>	error

### LOGIN\_FAILED\_SET\_LOGIN

---

<b>System Log Message</b>	Failed to set login ID for user <i>username</i> : <i>error-message</i>
<b>Description</b>	The login process (login) could not assume the user ID of the indicated user and cancelled the authentication attempt.
<b>Type</b>	Error: An error occurred
<b>Severity</b>	error

## LOGIN\_HOSTNAME\_UNRESOLVED

---

<b>System Log Message</b>	Unable to resolve hostname <i>hostname</i> : <i>error-message</i>
<b>Description</b>	The login process (login) could not resolve the indicated remote hostname for the indicated reason.
<b>Type</b>	Error: An error occurred
<b>Severity</b>	error
<b>Cause</b>	An internal software failure occurred.

## LOGIN\_INFORMATION

---

<b>System Log Message</b>	User <i>username</i> logged in from host <i>hostname</i> on device <i>tty-name</i>
<b>Description</b>	The indicated username was authenticated and logged into the shell specified for it in the password file.
<b>Type</b>	Event: This message reports an event, not an error
<b>Severity</b>	info

## LOGIN\_LOCAL\_PASSWORD

---

<b>System Log Message</b>	Requested local password from user <i>username</i>
<b>Description</b>	The PAM authentication attempt failed for the indicated user, who was prompted for the password recorded in the local password file.
<b>Type</b>	Event: This message reports an event, not an error
<b>Severity</b>	info

## LOGIN\_MALFORMED\_USER

---

<b>System Log Message</b>	Invalid username: <i>username</i>
<b>Description</b>	The indicated username was invalid.
<b>Type</b>	Event: This message reports an event, not an error
<b>Severity</b>	info

## LOGIN\_PAM\_AUTHENTICATION\_ERROR

---

<b>System Log Message</b>	PAM authentication error for user <i>username</i>
<b>Description</b>	The login process (login) could not authenticate the indicated user via PAM.
<b>Type</b>	Event: This message reports an event, not an error
<b>Severity</b>	error



**LOGIN\_PAM\_ERROR**

---

<b>System Log Message</b>	Failure while authenticating user <i>username</i> : <i>error-message</i>
<b>Description</b>	The PAM authentication process failed for the indicated username, for the indicated reason.
<b>Type</b>	Error: An error occurred
<b>Severity</b>	error

**LOGIN\_PAM\_MAX\_RETRIES**

---

<b>System Log Message</b>	Too many retries while authenticating user <i>username</i>
<b>Description</b>	The number of failed PAM authentication attempts for the indicated user exceeded the maximum limit.
<b>Type</b>	Error: An error occurred
<b>Severity</b>	error

**LOGIN\_PAM\_STOP**

---

<b>System Log Message</b>	Failed to end PAM session: <i>error-message</i>
<b>Description</b>	The login process (login) could not end the PAM authentication session, for the indicated reason.
<b>Type</b>	Error: An error occurred
<b>Severity</b>	error

**LOGIN\_PAM\_USER\_UNKNOWN**

---

<b>System Log Message</b>	Attempt to authenticate unknown user <i>username</i>
<b>Description</b>	The login process (login) failed to authenticate the indicated user via PAM because the username was unknown.
<b>Type</b>	Event: This message reports an event, not an error
<b>Severity</b>	error

**LOGIN\_PASSWORD\_EXPIRED**

---

<b>System Log Message</b>	Forcing change of expired password for user <i>username</i>
<b>Description</b>	The password provided for the indicated username was expired and the user was prompted to set a new one.
<b>Type</b>	Event: This message reports an event, not an error
<b>Severity</b>	info

## LOGIN\_REFUSED

---

<b>System Log Message</b>	Login of user <i>username</i> from host <i>hostname</i> on device <i>tty-name</i> was refused: <i>reason</i>
<b>Description</b>	A login attempt for the indicated username was rejected for the indicated reason.
<b>Type</b>	Event: This message reports an event, not an error
<b>Severity</b>	notice

## LOGIN\_ROOT

---

<b>System Log Message</b>	User <i>username</i> logged in as root from host <i>hostname</i> on device <i>tty-name</i>
<b>Description</b>	The indicated username was authenticated as a superuser and logged into the shell specified for the root user in the password file.
<b>Type</b>	Event: This message reports an event, not an error
<b>Severity</b>	info

## LOGIN\_TIMED\_OUT

---

<b>System Log Message</b>	Login attempt timed out after <i>duration</i> seconds
<b>Description</b>	A login attempt failed to complete in the maximum time allowed.
<b>Type</b>	Event: This message reports an event, not an error
<b>Severity</b>	info

## Chapter 50

# LPDFD System Log Messages

This chapter describes messages with the LPDFD prefix. They are generated by the local policy decision function process (lpdfd). A policy decision function is a component in the IP multimedia subsystem that controls traffic entering the packet-switched network by allocating or denying IP bearer resources.

### LPDFD\_DYN\_PDB\_OPEN\_FAILED

---

<b>System Log Message</b>	Failed to open profile database: <i>error-message</i>
<b>Description</b>	The local policy decision function process (lpdfd) failed to open the profile database.
<b>Type</b>	Error: An error occurred
<b>Severity</b>	error

### LPDFD\_DYN\_REGISTER\_FAILED

---

<b>System Log Message</b>	Dynamic config register failed: <i>error-message</i>
<b>Description</b>	The local policy decision function process (lpdfd) failed to register with the dynamic configuration subsystem.
<b>Type</b>	Error: An error occurred
<b>Severity</b>	error

### LPDFD\_DYN\_SDB\_OPEN\_FAILED

---

<b>System Log Message</b>	Failed to open session database: <i>error-message</i>
<b>Description</b>	The local policy decision function process (lpdfd) failed to open the session database.
<b>Type</b>	Error: An error occurred
<b>Severity</b>	error

### LPDFD\_PCONN\_SERVER

---

<b>System Log Message</b>	<i>argument</i> : Cannot retrieve peer info for session. Error: <i>error-message</i>
<b>Description</b>	The local policy decision function process (lpdfd) pconn server failed to initialize
<b>Type</b>	Error: An error occurred

**Severity** error

## Chapter 51

# LRMUX System Log Messages

This chapter describes messages with the LRMUX prefix. They are generated by the logical router multiplexer process (lrmuxd), which manages the multiple instances of the routing protocols process (rpd) on a machine running logical routers.

### LRMUX\_FAILED\_EXEC

---

<b>System Log Message</b>	Failed to exec <i>command</i>
<b>Description</b>	The Logical Router Multiplexer process (lrmuxd) issued the exec() system call to start a routing process (rpd) to check the validity of the configuration. The system call failed.
<b>Type</b>	Error: An error occurred
<b>Severity</b>	error

### LRMUX\_LRPD\_PID\_LOCK

---

<b>System Log Message</b>	Lock not found on PID file <i>filename</i>
<b>Description</b>	The Logical Router Multiplexer process (lrmuxd) could not find a lock for a logical router.
<b>Type</b>	Error: An error occurred
<b>Severity</b>	error
<b>Cause</b>	A logical router process (rpd) died.

### LRMUX\_LRPD\_PID\_OPEN

---

<b>System Log Message</b>	Unable to open PID file <i>filename</i>
<b>Description</b>	The Logical Router Multiplexer process (lrmuxd) could not open the indicated PID lock file for a logical router process (rpd).
<b>Type</b>	Error: An error occurred
<b>Severity</b>	error

### LRMUX\_LRPD\_SEND\_HUP

---

<b>System Log Message</b>	Unable to send signal to PID <i>pid</i>
---------------------------	---

<b>Description</b>	The Logical Router Multiplexer process (lrmuxd) could not forward a SIGHUP signal to a logical router process (rpd).
<b>Type</b>	Error: An error occurred
<b>Severity</b>	error

## LRMUX\_PID\_LOCK

---

<b>System Log Message</b>	Unable to lock PID file ' <i>filename</i> '
<b>Description</b>	The Logical Router Multiplexer process (lrmuxd) attempted to lock the file that records its process ID (PID), which serves to prevent multiple instances of the lrmuxd process from running simultaneously. The attempt failed.
<b>Type</b>	Error: An error occurred
<b>Severity</b>	error

## Chapter 52

# MCSNOOPD System Log Messages

This chapter describes messages with the MCSNOOPD prefix. They are generated by the multicast snooping process (mcsnoopd), which enables a Layer 2 device to examine the content of Layer 3 packets to determine which actions to perform.

### MCSNOOPD\_MGMT\_TIMEOUT

---

<b>System Log Message</b>	Connection to management peer <i>process-name</i> timed out waiting for input
<b>Description</b>	The connection between the snooping process (mcsnoopd) and the indicated management process (mgd) timed out before input arrived from the mgd process.
<b>Type</b>	Error: An error occurred
<b>Severity</b>	warning
<b>Action</b>	Examine the messages that immediately follow this message in the system log for information about possible causes.
<b>Cause</b>	An internal software failure occurred.





## Chapter 53

# MIB2D System Log Messages

This chapter describes messages with the MIB2D prefix. They are generated by the Management Information Base II (MIB II) process (mib2d), which services requests for information gathered and reported by the Simple Network Management Protocol (SNMP).

### MIB2D\_ATM\_ERROR

---

<b>System Log Message</b>	<i>function-name: error-message</i>
<b>Description</b>	The MIB II process (mib2d) could not process ATM-related information.
<b>Type</b>	Error: An error occurred
<b>Severity</b>	error
<b>Cause</b>	An internal software failure occurred.
<b>Action</b>	Contact your technical support representative.

### MIB2D\_CONFIG\_CHECK\_FAILED

---

<b>System Log Message</b>	<i>function-name: configuration database has errors</i>
<b>Description</b>	The portion of the candidate configuration related to the MIB II process (mib2d) was checked for validity during a 'commit' operation. The check failed.
<b>Type</b>	Error: An error occurred
<b>Severity</b>	error
<b>Cause</b>	The configuration was invalid.
<b>Action</b>	Correct the invalid portion of the configuration as described in the error message on the console.

### MIB2D\_FILE\_OPEN\_FAILURE

---

<b>System Log Message</b>	Unable to open file ' <i>filename</i> ': <i>error-message</i>
<b>Description</b>	The MIB II process (mib2d) could not open the indicated file.
<b>Type</b>	Error: An error occurred
<b>Severity</b>	error

- Cause** An internal software failure occurred.
- Action** Contact your technical support representative.

## MIB2D\_IFD\_IFDINDEX\_FAILURE

---

- System Log Message** Ifd index assigned to *interface-name* changed from *old-value* to *new-value*, removing old interface
- Description** There was a change to the ifd Index assigned to the indicated existing interface.
- Type** Error: An error occurred
- Severity** error
- Cause** An internal software failure occurred.
- Action** Contact your technical support representative.

## MIB2D\_IFD\_IFINDEX\_FAILURE

---

- System Log Message** SNMP index assigned to *interface-name* changed from *old-value* to *new-value*
- Description** There was a change to the SNMP ifIndex assigned to the indicated existing interface.
- Type** Error: An error occurred
- Severity** error
- Cause** An internal software failure occurred.
- Action** Contact your technical support representative.

## MIB2D\_IFL\_IFINDEX\_FAILURE

---

- System Log Message** SNMP index assigned to *interface-name.interface-unit* changed from *old-value* to *new-value*
- Description** There was a change to the SNMP ifIndex assigned to the indicated existing interface.
- Type** Error: An error occurred
- Severity** error
- Cause** An internal software failure occurred.
- Action** Contact your technical support representative.

## MIB2D\_IF\_FLAPPING\_MISSING

---

- System Log Message** *function-name*: interface flapping missing: ifname(*interface-name*) old if\_anydown\_flaps(*old-value*) if\_anydown\_flaps(*new-value*)
- Description** The MIB II process (mib2d) is blocked in the kernel for synchronous messages. If there is an interface flap (down and then back up again) when mib2d is blocked in

the kernel, mib2d will miss asynchronous messages from the kernel about state changes.

**Type** Event: This message reports an event, not an error  
**Severity** notice

## MIB2D\_KVM\_FAILURE

---

**System Log Message** *function-name: reason: error-message*  
**Description** A call to the indicated function in the kernel virtual memory library failed.  
**Type** Error: An error occurred  
**Severity** error  
**Cause** An internal software failure occurred.  
**Action** Contact your technical support representative.

## MIB2D\_PMON\_OVERLOAD\_CLEARED\_TRAP

---

**System Log Message** Overload name: *overload-name*, interface: *interface-name*  
**Description** The MIB II process (mib2d) generated a jnxPMonOverloadCleared trap when it detected the clearing of an overload condition on the indicated monitoring services interface.  
**Type** Event: This message reports an event, not an error  
**Severity** warning

## MIB2D\_PMON\_OVERLOAD\_SET\_TRAP

---

**System Log Message** Overload name: *overload-name*, interface: *interface-name*  
**Description** The MIB II process (mib2d) generated a jnxPMonOverloadSet trap when it detected an overload condition on the indicated monitoring services interface.  
**Type** Event: This message reports an event, not an error  
**Severity** warning

## MIB2D\_RTSLIB\_READ\_FAILURE

---

**System Log Message** *function-name: failed in operation object-name: index (error-message)*  
**Description** A call to the indicated function in the routing socket library failed during the indicated operation on the indicated object.  
**Type** Error: An error occurred  
**Severity** error  
**Cause** An internal software failure occurred.  
**Action** Contact your technical support representative.

**MIB2D\_RTSLIB\_SEQ\_MISMATCH**

---

<b>System Log Message</b>	<i>function-name</i> : sequence mismatch ( <i>expected-value</i> , <i>received-value</i> ), resyncing
<b>Description</b>	The indicated function in the routing socket library detected a sequence number mismatch. The MIB II process (mib2d) will resynchronize its data with the JUNOS kernel.
<b>Type</b>	Event: This message reports an event, not an error
<b>Severity</b>	info

**MIB2D\_SNMP\_INDEX\_ASSIGN**

---

<b>System Log Message</b>	<i>function-name</i> : reason snmpid( <i>snmp-interface-index</i> ) ifname( <i>interface-name.interface-unit</i> )
<b>Description</b>	MIB2D can not assign snmp index for each interface.
<b>Type</b>	Error: An error occurred
<b>Severity</b>	error
<b>Cause</b>	An internal software failure occurred.
<b>Action</b>	Contact your technical support representative.

**MIB2D\_SNMP\_INDEX\_DUPLICATE**

---

<b>System Log Message</b>	<i>function-name</i> : duplicate snmpid( <i>snmp-interface-index</i> ) old ifname( <i>interface-name.interface-unit</i> ) new ifname( <i>new-interface-name.kernel-interface-unit</i> )
<b>Description</b>	The SNMP index for first interface name was assigned the same SNMP index as second interface name.
<b>Type</b>	Error: An error occurred
<b>Severity</b>	emergency
<b>Cause</b>	An internal software failure occurred.
<b>Action</b>	Contact your technical support representative.

**MIB2D\_SNMP\_INDEX\_UPDATE\_STAT**

---

<b>System Log Message</b>	<i>function-name</i> reason filename
<b>Description</b>	MIB2D can not get the status of SNMP index file
<b>Type</b>	Error: An error occurred
<b>Severity</b>	error
<b>Cause</b>	An internal software failure occurred.

**Action** Contact your technical support representative.

## MIB2D\_SNMP\_INDEX\_WRITE

---

**System Log Message** *function-name: reason filename*

**Description** MIB2D can not write into a file containing all the indices

**Type** Error: An error occurred

**Severity** error

**Cause** An internal software failure occurred.

**Action** Contact your technical support representative.

## MIB2D\_SYSCtl\_FAILURE

---

**System Log Message** *function-name: sysctl type failed: error-message*

**Description** A request to the JUNOS kernel for system data failed.

**Type** Error: An error occurred

**Severity** error

**Cause** An internal software failure occurred.

**Action** Contact your technical support representative.

## MIB2D\_TRAP\_HEADER\_FAILURE

---

**System Log Message** *function-name: trap\_request\_header failed*

**Description** The MIB II process (mib2d) could not allocate a trap header.

**Type** Error: An error occurred

**Severity** error

**Cause** The Routing Engine is low on memory.

**Action** Contact your technical support representative.

## MIB2D\_TRAP\_SEND\_FAILURE

---

**System Log Message** *function-name: trap\_request\_send: error-message*

**Description** The MIB II process (mib2d) could not send a trap header.

**Type** Error: An error occurred

**Severity** error

**Cause** An internal software failure occurred.

**Action** Contact your technical support representative.



## Chapter 54

# MPLS\_OAM System Log Messages

This chapter describes messages with the MPLS\_OAM prefix. They are generated by the Multiprotocol Label Switching (MPLS) Operation, Administration, and Maintenance (OAM) process (mplsoamd), which supports traceroute operations for LDP label-switched paths (LSPs).

### MPLS\_OAM\_FANOUT\_LIMIT\_REACHED

---

<b>System Log Message</b>	<i>fec-address</i> : traceroute fanout limit was reached
<b>Description</b>	The traceroute fanout limit was reached.
<b>Type</b>	Error: An error occurred
<b>Severity</b>	info
<b>Action</b>	Raise the traceroute fanout limit parameter.

### MPLS\_OAM\_INVALID\_SOURCE\_ADDRESS

---

<b>System Log Message</b>	<i>fec-address</i> : source address <i>ip-address</i> is invalid
<b>Description</b>	The traceroute utility is configured to use an invalid source address.
<b>Type</b>	Error: An error occurred
<b>Severity</b>	error
<b>Action</b>	Configure traceroute to use a valid source address.

### MPLS\_OAM\_PATH\_LIMIT\_REACHED

---

<b>System Log Message</b>	<i>fec-address</i> : traceroute path limit was reached
<b>Description</b>	The traceroute path limit was reached.
<b>Type</b>	Error: An error occurred
<b>Severity</b>	info
<b>Action</b>	Raise the traceroute path limit parameter.

**MPLS\_OAM\_SEND\_FAILED**

---

<b>System Log Message</b>	<i>fec-address: unable to send probe (error-message)</i>
<b>Description</b>	The Multiprotocol Label Switching (MPLS) Operation, Administration, and Maintenance (OAM) process (mplsoamd) could not send a traceroute probe packet.
<b>Type</b>	Error: An error occurred
<b>Severity</b>	error
<b>Action</b>	Contact your technical support representative.

**MPLS\_OAM\_SOCKET\_OPEN\_FAILED**

---

<b>System Log Message</b>	<i>fec-address: unable to open socket (error-message)</i>
<b>Description</b>	The Multiprotocol Label Switching (MPLS) Operation, Administration, and Maintenance (OAM) process (mplsoamd) could not open a socket to initiate a traceroute operation.
<b>Type</b>	Error: An error occurred
<b>Severity</b>	error
<b>Action</b>	Contact your technical support representative.

**MPLS\_OAM\_SOCKET\_SELECT\_FAILED**

---

<b>System Log Message</b>	<i>fec-address: unable to select socket (error-message)</i>
<b>Description</b>	The Multiprotocol Label Switching (MPLS) Operation, Administration, and Maintenance (OAM) process (mplsoamd) could not select a socket to initiate a traceroute operation.
<b>Type</b>	Error: An error occurred
<b>Severity</b>	error
<b>Action</b>	Contact your technical support representative.

**MPLS\_OAM\_TRACEROUTE\_INTERRUPTED**

---

<b>System Log Message</b>	<i>fec-address: topology update interrupted traceroute</i>
<b>Description</b>	A traceroute operation was interrupted by a topology change.
<b>Type</b>	Event: This message reports an event, not an error
<b>Severity</b>	info
<b>Action</b>	Wait for the next scheduled traceroute operation.

**MPLS\_OAM\_TTL\_EXPIRED**

---

<b>System Log Message</b>	<i>fec-address: traceroute TTL limit was reached</i>
<b>Description</b>	The time-to-live (TTL) limit for the traceroute utility was reached.



<b>Type</b>	Error: An error occurred
<b>Severity</b>	info
<b>Action</b>	Raise the traceroute TTL limit parameter.

## MPLS\_OAM\_UNREACHABLE

---

<b>System Log Message</b>	<i>fec-address</i> : traceroute encountered unreachable node
<b>Description</b>	The traceroute utility encountered a node that does not have a computable destination address. The Multiprotocol Label Switching (MPLS) Operation, Administration, and Maintenance (OAM) process (mplsoamd) therefore could not send a probe to the node.
<b>Type</b>	Error: An error occurred
<b>Severity</b>	info
<b>Action</b>	Contact your technical support representative.



## Chapter 55

# NEXTHOP System Log Messages

This chapter describes messages with the NEXTHOP prefix. They are generated by the process that decides the next hop.

### NEXTHOP\_COMPONENTS\_LIMIT\_REACHED

---

<b>System Log Message</b>	Limit on components reached for flood next hop for routing instance ' <i>routing-instance</i> '
<b>Description</b>	The limit on the number of logical interfaces for a next hop was reached for the indicated routing instance and bridging domain. Only a subset of new interfaces were added to the next hop.
<b>Type</b>	Event: This message reports an event, not an error
<b>Severity</b>	error



## Chapter 56

# NSD System Log Messages

This chapter describes messages with the NSD prefix. They are generated by the network security process (nsd), which manages firewall configuration on routers running JUNOS Software with enhanced services.

### NSD\_MEMORY\_ALLOC\_FAILED

---

<b>System Log Message</b>	Unable to allocate <i>count</i> bytes of memory
<b>Description</b>	The network security process (nsd) could not allocate the indicated number of bytes of memory.
<b>Type</b>	Error: An error occurred
<b>Severity</b>	error
<b>Cause</b>	It is possible that system memory is exhausted.
<b>Action</b>	Increase the amount of RAM in the Routing Engine.

### NSD\_RESTART\_COMP\_CFG\_READ\_FAILED

---

<b>System Log Message</b>	Subcomponent could not read configuration database
<b>Description</b>	As the network security process (nsd) restarted, one or more of its subcomponents could not read its configuration information from configuration database. The nsd process restarted anyway, and routing performance was not affected.
<b>Type</b>	Error: An error occurred
<b>Severity</b>	error

### NSD\_SEC\_NODE\_COMP\_SYNC\_FAILED

---

<b>System Log Message</b>	One or more subcomponents could not sync their state on backup RE
<b>Description</b>	One or more subcomponents of the network security process (nsd) failed to synchronize their state when the nsd restarted on secondary mode.
<b>Type</b>	Error: An error occurred
<b>Severity</b>	error



## Chapter 57

# NSTRACED System Log Messages

This chapter describes messages with the NSTRACED prefix. They are generated by the USP trace process (nstraced).

### NSTRACED\_MEMORY\_ALLOC\_FAILED

---

<b>System Log Message</b>	Unable to allocate <i>count</i> bytes of memory
<b>Description</b>	The USP trace process (nstraced) could not allocate the indicated number of bytes of memory.
<b>Type</b>	Error: An error occurred
<b>Severity</b>	error
<b>Cause</b>	System memory was exhausted.
<b>Action</b>	Increase the amount of RAM in the Routing Engine.

### NSTRACED\_RESTART\_CFG\_READ\_FAILED

---

<b>System Log Message</b>	Subcomponent could not read configuration database
<b>Description</b>	When the USP trace process (nstraced) restarted, it could not read its configuration information from the configuration database.
<b>Type</b>	Error: An error occurred
<b>Severity</b>	error





## Chapter 58

# PFE System Log Messages

This chapter describes messages with the PFE prefix. They are generated by the Packet Forwarding Engine controller, which manages packet forwarding functions.

### PFE\_CBF\_UNSUPPORTED

---

<b>System Log Message</b>	Internet Processor I does not support CoS-based forwarding
<b>Description</b>	The Internet Processor I application-specific integrated circuit (ASIC) does not support class-of-service (CoS)-based forwarding (CBF).
<b>Type</b>	Event: This message reports an event, not an error
<b>Severity</b>	warning

### PFE\_FW\_DELETE\_MISMATCH\_ERR

---

<b>System Log Message</b>	Instance mismatch for <i>type (installed-firewall-name != deleted-firewall-name) ifl logical-interface-index family protocol-family</i>
<b>Description</b>	Before a firewall is deleted, it is sanity checked against what is installed in the forwarding topology. A mismatch was detected between the firewall to be deleted and the forwarding topology, and the delete operation was canceled.
<b>Type</b>	Error: An error occurred
<b>Severity</b>	error

### PFE\_FW\_IF\_DIALER\_ERR

---

<b>System Log Message</b>	DFW: output <i>type (firewall-name)</i> on ifl <i>logical-interface-index</i> rejected, invalid interface
<b>Description</b>	Firewalls that use the ipsec-sa action to forward traffic to an IP Security (IPSec) security association (SA) cannot be configured on the ES Physical Interface Card (PIC) that services the SA. That configuration creates traffic loops within the router and was probably unintended. The problematic filter was automatically removed from the indicated interface.
<b>Type</b>	Error: An error occurred
<b>Severity</b>	error

**PFE\_FW\_IF\_INPUT\_ERR**


---

<b>System Log Message</b>	DFW: input <i>type (firewall-name)</i> on ifl <i>logical-interface-index</i> rejected, invalid interface
<b>Description</b>	Firewalls that use the ipsec-sa action to forward traffic to an IP Security (IPSec) security association (SA) cannot be configured on the ES Physical Interface Card (PIC) that services the SA. That configuration creates traffic loops within the router and was probably unintended. The problematic firewall was automatically removed from the indicated interface.
<b>Type</b>	Error: An error occurred
<b>Severity</b>	error

**PFE\_FW\_IF\_OUTPUT\_ERR**


---

<b>System Log Message</b>	DFW: output <i>type (firewall-name)</i> on ifl <i>logical-interface-index</i> rejected, invalid interface
<b>Description</b>	Firewalls that use the ipsec-sa action to forward traffic to an IP Security (IPSec) security association (SA) cannot be configured on the ES Physical Interface Card (PIC) that services the SA. That configuration creates traffic loops within the router and was probably unintended. The problematic firewall was automatically removed from the indicated interface.
<b>Type</b>	Error: An error occurred
<b>Severity</b>	error

**PFE\_FW\_PSF\_DELETE\_MISMATCH\_ERR**


---

<b>System Log Message</b>	Instance mismatch for <i>type (installed-firewall-name != deleted-firewall-name)</i> hardware label <i>index</i> family <i>protocol-family</i>
<b>Description</b>	Before a postservice firewall is deleted, it is sanity checked against what is installed in the forwarding topology. A mismatch was detected between the firewall to be deleted and the forwarding topology, and the delete operation was canceled.
<b>Type</b>	Error: An error occurred
<b>Severity</b>	error

**PFE\_FW\_SYSLOG\_ETH**


---

<b>System Log Message</b>	FW: <i>interface-name</i> action <i>destination-address</i> <i>source-address</i> <i>protocol-name</i> (count packets)
<b>Description</b>	An Ethernet frame matched against a stateless firewall filter with the indicated 'syslog' action (A = Accept, D = Discard, R = Reject).
<b>Type</b>	Event: This message reports an event, not an error
<b>Severity</b>	info

**PFE\_FW\_SYSLOG\_IP**


---

<b>System Log Message</b>	FW: <i>interface-name action protocol-name source-address destination-address source-port-or-type destination-port-or-code (count packets)</i>
<b>Description</b>	An IP packet matched against a stateless firewall filter with the indicated 'syslog' action (A = Accept, D = Discard, R = Reject).
<b>Type</b>	Event: This message reports an event, not an error
<b>Severity</b>	info

**PFE\_FW\_SYSLOG\_IP6\_GEN**


---

<b>System Log Message</b>	FW: <i>interface-name action protocol-name source-address destination-address (count packets)</i>
<b>Description</b>	An IP version 6 (IPv6) packet matched against a stateless firewall filter with the indicated 'syslog' action (A = Accept, D = Discard, R = Reject).
<b>Type</b>	Event: This message reports an event, not an error
<b>Severity</b>	info

**PFE\_FW\_SYSLOG\_IP6\_ICMP**


---

<b>System Log Message</b>	FW: <i>interface-name action protocol-name source-address destination-address type type code error-code (count packets)</i>
<b>Description</b>	An IP version 6 (IPv6) Internet Control Message Protocol (ICMP) packet matched against a stateless firewall filter with the indicated 'syslog' action (A = Accept, D = Discard, R = Reject).
<b>Type</b>	Event: This message reports an event, not an error
<b>Severity</b>	info

**PFE\_FW\_SYSLOG\_IP6\_TCP\_UDP**


---

<b>System Log Message</b>	FW: <i>interface-name action protocol-name source-address destination-address sport:source-port dport:destination-port (count packets)</i>
<b>Description</b>	An IP version 6 (IPv6) Transmission Control Protocol/User Datagram Protocol (TCP/UDP) packet matched against a stateless firewall filter with the indicated 'syslog' action (A = Accept, D = Discard, R = Reject).
<b>Type</b>	Event: This message reports an event, not an error
<b>Severity</b>	info

**PFE\_MGCP\_ADD\_CA\_PORT\_FAIL**


---

<b>System Log Message</b>	Failed to add the MGCP Call Agent port to application definition table
<b>Description</b>	Failed to add the MGCP Call Agent port to the application definition table.

**Type** Error: An error occurred  
**Severity** error

### **PFE\_MGCP\_ADD\_UA\_PORT\_FAIL**

**System Log Message** Failed to add the MGCP UA port to application definition table  
**Description** Failed to add the MGCP User Agent port to the application definition table.  
**Type** Error: An error occurred  
**Severity** error

### **PFE\_MGCP\_DEL\_CA\_PORT\_FAIL**

**System Log Message** Failed to delete the MGCP Call Agent port from application definition table  
**Description** Failed to remove the MGCP Call Agent port from the application definition table.  
**Type** Error: An error occurred  
**Severity** error

### **PFE\_MGCP\_DEL\_UA\_PORT\_FAIL**

**System Log Message** Failed to delete the MGCP User Agent port from application definition table  
**Description** Failed to remove the MGCP User Agent port from the application definition table.  
**Type** Error: An error occurred  
**Severity** error

### **PFE\_MGCP\_MEM\_INIT\_FAILED**

**System Log Message** Failed to create memory pool for *error-message*  
**Description** Failed to initialize the MGCP memory pool.  
**Type** Error: An error occurred  
**Severity** error

### **PFE\_MGCP\_REG\_HDL\_FAIL**

**System Log Message** Failed to register *object-name* handle  
**Description** Failed to register the handler with the external module.  
**Type** Error: An error occurred  
**Severity** error

### **PFE\_NH\_RESOLVE\_THROTTLED**

**System Log Message** Next-hop resolution requests from interface *logical-interface-index* throttled

<b>Description</b>	The Packet Forwarding Engine throttled next-hop resolution requests from the indicated interface, because the high number of requests might constitute an attempted denial-of-service (DoS) attack. Examples of events that generate next-hop resolution requests include an attempt to forward a packet without an Address Resolution Protocol (ARP) entry and receiving a multicast data packet with no matching route. Normally, the Packet Forwarding Engine forwards the requests to the Routing Engine.
<b>Type</b>	Event: This message reports an event, not an error
<b>Severity</b>	info

### **PFE\_SCCP\_ADD\_PORT\_FAIL**

---

<b>System Log Message</b>	Failed to add SCCP ALG port to application definition table
<b>Description</b>	Failed to add the SCCP port to the application definition table.
<b>Type</b>	Error: An error occurred
<b>Severity</b>	error

### **PFE\_SCCP\_DEL\_PORT\_FAIL**

---

<b>System Log Message</b>	Failed to remove SCCP ALG port from application definition table
<b>Description</b>	Failed to delete the SCCP port from application definition table.
<b>Type</b>	Error: An error occurred
<b>Severity</b>	error

### **PFE\_SCCP\_REG\_NAT\_VEC\_FAIL**

---

<b>System Log Message</b>	Failed to add SCCP ALG vector to flow module
<b>Description</b>	Failed to register the SCCP vector with the flow module.
<b>Type</b>	Error: An error occurred
<b>Severity</b>	error

### **PFE\_SCCP\_REG\_RM\_FAIL**

---

<b>System Log Message</b>	Failed to register SCCP client to Resource Manager
<b>Description</b>	Failed to register the SCCP Resource Manager client.
<b>Type</b>	Error: An error occurred
<b>Severity</b>	error

### **PFE\_SCCP\_REG\_VSIP\_FAIL**

---

<b>System Log Message</b>	Failed to register SCCP client to VoIP State IP port
<b>Description</b>	Failed to register the SCCP client to VoIP State IP port.

**Type** Error: An error occurred  
**Severity** error

### PFE\_SCCP\_RM\_CLIENTID\_FAIL

---

**System Log Message** Failed to get SCCP Resource Manager client identifier  
**Description** Failed to get the SCCP Resource Manager client identifier.  
**Type** Error: An error occurred  
**Severity** error

### PFE\_SCREEN\_CFG\_ERROR

---

**System Log Message** fail to *operation* the screen config due to *error-message*  
**Description** faile to change the configuration of screen module  
**Type** Error: An error occurred  
**Severity** error

### PFE\_SCREEN\_CFG\_EVENT

---

**System Log Message** [*operation*]: screen name - *context-name*  
**Description** configuration of screen module is changed  
**Type** Event: This message reports an event, not an error  
**Severity** info

### PFE\_SCREEN\_MT\_CFG\_ERROR

---

**System Log Message** failed to *operation* the screen config due to *error-message*  
**Description** failed to change the configuration of screen module  
**Type** Error: An error occurred  
**Severity** error

### PFE\_SCREEN\_MT\_CFG\_EVENT

---

**System Log Message** [*operation*]: screen name - *context-name*  
**Description** configuration of screen module is changed  
**Type** Event: This message reports an event, not an error  
**Severity** info

### PFE\_SIP\_ADD\_PORT\_FAIL

---

**System Log Message** Failed to add SIP ALG port to application definition table

**Description** Failed to add the SIP port to the application definition table.

**Type** Error: An error occurred

**Severity** error

## PFE\_SIP\_DEL\_PORT\_FAIL

---

**System Log Message** Failed to delete SIP ALG port from application definition table

**Description** Failed to remove the SIP port from the application definition table.

**Type** Error: An error occurred

**Severity** error

## PFE\_SIP\_MEM\_INIT\_FAILED

---

**System Log Message** Failed to create memory pool for *object-name*

**Description** Failed to create a memory pool for SIP.

**Type** Error: An error occurred

**Severity** error

## PFE\_SIP\_REG\_HDL\_FAIL

---

**System Log Message** Failed to register *object-name* handle

**Description** Failed to register the handler with the external module.

**Type** Error: An error occurred

**Severity** error

## PFE\_USP\_TRACE\_BUFFER\_CREATE

---

**System Log Message** USP Trace buffer created for *identifier*.

**Description** The USP Packet Forwarding Engine (PFE) created a trace buffer for the indicated identifier.

**Type** Event: This message reports an event, not an error

**Severity** info

## PFE\_USP\_TRACE\_BUFFER\_DELETE

---

**System Log Message** Deleting USP trace buffer for *identifier*.

**Description** The USP Packet Forwarding Engine (PFE) deleted a trace buffer for the indicated identifier.

**Type** Event: This message reports an event, not an error

**Severity** info

**PFE\_USP\_TRACE\_BUFFER\_LIMIT**

---

<b>System Log Message</b>	Number of buffered records limited to <i>requested-size</i> for <i>identifier</i> .
<b>Description</b>	The USP Packet Forwarding Engine (PFE) trace buffers were limited to the indicated size for the indicated identifier.
<b>Type</b>	Event: This message reports an event, not an error
<b>Severity</b>	info

**PFE\_USP\_TRACE\_BUFFER\_MEM\_FAIL**

---

<b>System Log Message</b>	Cannot allocate buffer to hold <i>requested-size</i> records for <i>identifier</i> .
<b>Description</b>	The USP Packet Forwarding Engine (PFE) did not allocate buffers of the indicated size for the indicated identifier.
<b>Type</b>	Error: An error occurred
<b>Severity</b>	error

**PFE\_USP\_TRACE\_BUFFER\_MODIFY**

---

<b>System Log Message</b>	USP Trace buffer modified for <i>identifier</i> .
<b>Description</b>	The USP Packet Forwarding Engine (PFE) modified trace buffers for the indicated identifier.
<b>Type</b>	Event: This message reports an event, not an error
<b>Severity</b>	info



## Chapter 59

# PFED System Log Messages

This chapter describes messages with the PFED prefix. They are generated by the Packet Forwarding Engine process, which gathers and reports Packet Forwarding Engine statistics.

### PFED\_NOTIFICATION\_STATS\_FAILED

---

<b>System Log Message</b>	Unable to retrieve notification statistics
<b>Description</b>	The Packet Forwarding Engine process (pfed) could not retrieve Packet Forwarding Engine notification statistics.
<b>Type</b>	Error: An error occurred
<b>Severity</b>	warning



## Chapter 60

# PGCPD System Log Messages

This chapter describes messages with the PGCPD prefix. They are generated by the pgcpd process. This process decodes Packet Gateway Control Protocol (PGCP) messages that virtual packet gateways (VPG) receive from the packet gateway controller (PGC) and translates these messages to interprocess communication (IPC) messages.

### PGCPD\_SHUTDOWN

---

<b>System Log Message</b>	The pgcpd process shut down
<b>Description</b>	The packet gateway control process (pgcpd) state was shut down.
<b>Type</b>	Event: This message reports an event, not an error
<b>Severity</b>	notice

### PGCPD\_STARTUP

---

<b>System Log Message</b>	The pgcpd process just started up
<b>Description</b>	The packet gateway control process (pgcpd) just started up
<b>Type</b>	Event: This message reports an event, not an error
<b>Severity</b>	notice

### PGCPD\_SWITCH\_OVER

---

<b>System Log Message</b>	switch over
<b>Description</b>	Switch over from active to backup Routing Engine
<b>Type</b>	Event: This message reports an event, not an error
<b>Severity</b>	warning



## Chapter 61

# PING System Log Messages

This chapter describes messages with the PING prefix. They are generated by the ping command, which tests whether a remote machine is accessible across the network.

### PING\_EGRESS\_JITTER\_THRESH\_EXCEED

---

<b>System Log Message</b>	pingCtlOwnerIndex = <i>test-owner</i> , pingCtlTestName = <i>test-name</i>
<b>Description</b>	The jitter for the egress trip time exceeded the configured threshold during the indicated test conducted by the indicated user.
<b>Type</b>	Event: This message reports an event, not an error
<b>Severity</b>	info

### PING\_EGRESS\_STDDEV\_THRESH\_EXCEED

---

<b>System Log Message</b>	pingCtlOwnerIndex = <i>test-owner</i> , pingCtlTestName = <i>test-name</i>
<b>Description</b>	The standard deviation of the egress trip time exceeded the configured threshold during the indicated test conducted by the indicated user.
<b>Type</b>	Event: This message reports an event, not an error
<b>Severity</b>	info

### PING\_EGRESS\_THRESHOLD\_EXCEEDED

---

<b>System Log Message</b>	pingCtlOwnerIndex = <i>test-owner</i> , pingCtlTestName = <i>test-name</i>
<b>Description</b>	The egress trip time measured for a probe exceeded the configured threshold during the indicated test conducted by the indicated user.
<b>Type</b>	Event: This message reports an event, not an error
<b>Severity</b>	info

### PING\_INGRESS\_JTR\_THRESH\_EXCEED

---

<b>System Log Message</b>	pingCtlOwnerIndex = <i>test-owner</i> , pingCtlTestName = <i>test-name</i>
<b>Description</b>	The jitter for the ingress trip time exceeded the configured threshold during the indicated test conducted by the indicated user.

**Type** Event: This message reports an event, not an error  
**Severity** info

### PING\_INGRESS\_STDDV\_THRESH\_EXCEED

---

**System Log Message** pingCtlOwnerIndex = *test-owner*, pingCtlTestName = *test-name*  
**Description** The standard deviation of the ingress trip time exceeded the configured threshold during the indicated test conducted by the indicated user.  
**Type** Event: This message reports an event, not an error  
**Severity** info

### PING\_INGRESS\_THRESHOLD\_EXCEEDED

---

**System Log Message** pingCtlOwnerIndex = *test-owner*, pingCtlTestName = *test-name*  
**Description** The ingress trip time measured for a probe exceeded the configured threshold during the indicated test conducted by the indicated user.  
**Type** Event: This message reports an event, not an error  
**Severity** info

### PING\_PROBE\_FAILED

---

**System Log Message** pingCtlOwnerIndex = *test-owner*, pingCtlTestName = *test-name*  
**Description** The number of successive probe failures exceeded the pingCtlTrapProbeFailureFilter threshold.  
**Type** Event: This message reports an event, not an error  
**Severity** info

### PING\_RTT\_JTR\_THRESH\_EXCEED

---

**System Log Message** pingCtlOwnerIndex = *test-owner*, pingCtlTestName = *test-name*  
**Description** The jitter for the round trip time exceeded the configured threshold during the indicated test conducted by the indicated user.  
**Type** Event: This message reports an event, not an error  
**Severity** info

### PING\_RTT\_STDDV\_THRESH\_EXCEED

---

**System Log Message** pingCtlOwnerIndex = *test-owner*, pingCtlTestName = *test-name*  
**Description** The standard deviation of the round trip time exceeded the configured threshold during the indicated test conducted by the indicated user.  
**Type** Event: This message reports an event, not an error  
**Severity** info

## PING\_RTT\_THRESHOLD\_EXCEEDED

---

<b>System Log Message</b>	pingCtlOwnerIndex = <i>test-owner</i> , pingCtlTestName = <i>test-name</i>
<b>Description</b>	The round trip time measured for a probe exceeded the configured threshold during the indicated test conducted by the indicated user.
<b>Type</b>	Event: This message reports an event, not an error
<b>Severity</b>	info

## PING\_TEST\_COMPLETED

---

<b>System Log Message</b>	pingCtlOwnerIndex = <i>test-owner</i> , pingCtlTestName = <i>test-name</i>
<b>Description</b>	All probes were sent and the number of failed probes was less than the pingCtlTrapTestFailureFilter threshold.
<b>Type</b>	Event: This message reports an event, not an error
<b>Severity</b>	info

## PING\_TEST\_FAILED

---

<b>System Log Message</b>	pingCtlOwnerIndex = <i>test-owner</i> , pingCtlTestName = <i>test-name</i>
<b>Description</b>	All probes were sent but the number of failed probes equaled or exceeded the pingCtlTrapTestFailureFilter threshold.
<b>Type</b>	Event: This message reports an event, not an error
<b>Severity</b>	info

## PING\_UNKNOWN\_THRESH\_TYPE\_EXCEED

---

<b>System Log Message</b>	pingCtlOwnerIndex = <i>test-owner</i> , pingCtlTestName = <i>test-name</i>
<b>Description</b>	An unknown type of threshold event was reported during the indicated test conducted by the indicated user.
<b>Type</b>	Event: This message reports an event, not an error
<b>Severity</b>	info





## Chapter 62

# PPMD System Log Messages

This chapter describes messages with the PPMD prefix. They are generated by the periodic packet management process (ppmd), which maintains routing protocol adjacencies for the routing protocol process (rpd).

### PPMD\_ASSERT\_SOFT

---

<b>System Log Message</b>	Soft assertion failed at line <i>line-number</i> in file ' <i>source-filename</i> ' with error " <i>message</i> ", but ppmd with PID <i>pid</i> continued running
<b>Description</b>	The source code for the periodic package management process (ppmd) includes internal self-consistency checks. As the ppmd process with the indicated process ID (PID) executed the binary compiled from the indicated source file, a check failed at the indicated line number in the file. The ppmd process created a diagnostic core file for analysis by technical support personnel and continued to run.
<b>Type</b>	Error: An error occurred
<b>Severity</b>	error
<b>Cause</b>	An internal software failure occurred.
<b>Action</b>	Examine the messages that immediately follow this message in the system log for information about possible causes. Contact a technical support representative, and be ready to provide the list of messages and the diagnostic core file, if requested.

### PPMD\_OPEN\_ERROR

---

<b>System Log Message</b>	<i>function-name</i> : open error on pipe to <i>protocol-name</i> ( <i>error-message</i> )
<b>Description</b>	The periodic packet management process (ppmd) could not initialize the indicated protocol.
<b>Type</b>	Error: An error occurred
<b>Severity</b>	error
<b>Action</b>	Contact your technical support representative.

### PPMD\_READ\_ERROR

---

<b>System Log Message</b>	Read error on pipe from <i>protocol-name</i> : <i>reason</i> ( <i>error-message</i> )
---------------------------	---

<b>Description</b>	The periodic packet management process (ppmd) could not read a message on a pipe for the indicated protocol.
<b>Type</b>	Error: An error occurred
<b>Severity</b>	info
<b>Action</b>	Contact your technical support representative.

## PPMD\_WRITE\_ERROR

---

<b>System Log Message</b>	<i>function-name: write error on pipe to protocol-name (error-message)</i>
<b>Description</b>	The periodic packet management process (ppmd) could not write a message on a pipe for the indicated protocol.
<b>Type</b>	Error: An error occurred
<b>Severity</b>	error
<b>Action</b>	Contact your technical support representative.

## Chapter 63

# PPPD System Log Messages

This chapter describes messages with the PPPD prefix. They are generated by the Point-to-Point Protocol (PPP) process (pppd), which processes packets that use PPP.

### PPPD\_AUTH\_CREATE\_FAILED

---

<b>System Log Message</b>	Unable to allocate authentication handle: <i>error-message</i>
<b>Description</b>	The Point-to-Point Protocol process (pppd) could not allocate an authentication object, for the indicated reason.
<b>Type</b>	Error: An error occurred
<b>Severity</b>	error

### PPPD\_CHAP\_AUTH\_IN\_PROGRESS

---

<b>System Log Message</b>	Interface <i>interface-name</i> received response ' <i>operation</i> ' with CHAP ID <i>message-id</i> , but was still authenticating previous response
<b>Description</b>	The Point-to-Point Protocol process (pppd) received another Challenge Handshake Authentication Protocol (CHAP) response from a peer while authenticating a previous CHAP response sent by that peer. The peer is resending CHAP responses faster than the pppd process can process them.
<b>Type</b>	Error: An error occurred
<b>Severity</b>	error

### PPPD\_CHAP\_GETHOSTNAME\_FAILED

---

<b>System Log Message</b>	<i>interface-name</i> : Unable to obtain hostname for outgoing CHAP message: <i>error-message</i>
<b>Description</b>	The Point-to-Point Protocol process (pppd) could not obtain the hostname needed to fill in the 'Name' field in an outgoing CHAP packet.
<b>Type</b>	Error: An error occurred
<b>Severity</b>	error

### PPPD\_CHAP\_INVALID\_IDENTIFIER

---

<b>System Log Message</b>	Interface <i>interface-name</i> received ' <i>operation</i> ' message with CHAP ID <i>message-id</i> instead of expected ID <i>expected-value</i>
---------------------------	---

**Description** The Point-to-Point Protocol process (pppd) received a Challenge Handshake Authentication Protocol (CHAP) message from a peer that included the indicated message identifier, which did not match the indicated expected value.

**Type** Error: An error occurred

**Severity** info

## PPPD\_CHAP\_INVALID\_OPCODE

**System Log Message** *interface-name*: received invalid operation code *operation* (type *operation-code*, CHAP ID *message-id*)

**Description** The Point-to-Point Protocol process (pppd) received a Challenge Handshake Authentication Protocol (CHAP) message that included the indicated operation code, which is invalid.

**Type** Error: An error occurred

**Severity** error

## PPPD\_CHAP\_LOCAL\_NAME\_UNAVAILABLE

**System Log Message** Unable to determine value for 'Name' in outgoing CHAP packet

**Description** The Point-to-Point Protocol process (pppd) could not determine the value needed to fill in the 'Name' field in an outgoing Challenge Handshake Authentication Protocol (CHAP) packet, because either the local name was not specified or pppd could not determine the hostname.

**Type** Error: An error occurred

**Severity** error

## PPPD\_CHAP\_OPERATION\_UNEXPECTED

**System Log Message** *interface-name*: unexpected operation type *operation* (CHAP ID *message-id*)

**Description** The Challenge Handshake Authentication Protocol (CHAP) message with the indicated identifier had the indicated operation type, which the Point-to-Point Protocol process (pppd) did not expect.

**Type** Error: An error occurred

**Severity** info

## PPPD\_CHAP\_REPLAY\_ATTACK\_DETECTED

**System Log Message** *interface-name*: received *operation* with CHAP ID *message-id*, which is identical to an outstanding challenge. Peer is trying to exhort response value.

**Description** During an exchange of authentication messages, a peer responded to a challenge message from the Point-to-Point Protocol process (pppd) by returning the same message. The pppd process did not respond to the peer, because doing so would provide the answer to the original challenge. The peer must provide the answer on its own for authentication to succeed.

**Type** Error: An error occurred  
**Severity** error

## PPPD\_EVLIB\_CREATE\_FAILURE

---

**System Log Message** Unable to create event context: *error-message*  
**Description** The Point-to-Point Protocol process (pppd) could not create a context for handling asynchronous events, for the indicated reason.  
**Type** Error: An error occurred  
**Severity** error

## PPPD\_LOCAL\_CREATE\_FAILED

---

**System Log Message** Unable to allocate LOCAL module handle: *error-message*  
**Description** The Point-to-Point Protocol process (pppd) attempted to allocate a locally configured 'password' authentication module as part of its authentication sequence. The allocation failed.  
**Type** Error: An error occurred  
**Severity** error

## PPPD\_MEMORY\_ALLOCATION\_FAILURE

---

**System Log Message** Unable to allocate memory for object *object-name*: *error-message*  
**Description** The Point-to-Point Protocol process (pppd) could not allocate memory from the heap for the indicated object.  
**Type** Error: An error occurred  
**Severity** error  
**Action** Contact your technical support representative.

## PPPD\_PAP\_GETHOSTNAME\_FAILED

---

**System Log Message** Unable to obtain hostname for PAP message sent from interface *interface-name*: *error-message*  
**Description** The Point-to-Point Protocol process (pppd) could not obtain the hostname it needed to fill in the 'Name' field in an outgoing Password Authentication Protocol (PAP) packet sent from the indicated interface.  
**Type** Error: An error occurred  
**Severity** error

## PPPD\_PAP\_INVALID\_IDENTIFIER

---

**System Log Message** Interface *interface-name* received 'operation' message with PAP ID *message-id* instead of expected ID *expected-value*

**Description** The Point-to-Point Protocol process (pppd) received a Password Authentication Protocol (PAP) message from a peer that included the indicated identifier, which did not match the indicated expected value.

**Type** Error: An error occurred

**Severity** info

## PPPD\_PAP\_INVALID\_OPCODE

**System Log Message** Interface *interface-name* received '*operation*' message with PAP ID *message-id* and invalid operation code *operation-code*

**Description** The Point-to-Point Protocol process (pppd) received a Password Authentication Protocol (PAP) message from a peer that included the indicated operation code, which is invalid.

**Type** Error: An error occurred

**Severity** error

## PPPD\_PAP\_LOCAL\_PASSWORD\_UNAVAIL

**System Log Message** Unable to determine value for 'Password' in outgoing PAP packet

**Description** The Point-to-Point Protocol process (pppd) could not determine the value to write in the 'Password' field in an outgoing Password Authentication Protocol (PAP) packet.

**Type** Error: An error occurred

**Severity** error

**Cause** The local password was not defined for the local hostname.

## PPPD\_PAP\_OPERATION\_UNEXPECTED

**System Log Message** *interface-name*: unexpected operation type *operation* (PAP ID *message-id*)

**Description** The Point-to-Point Protocol process (pppd) received a Password Authentication Protocol (PAP) message with the indicated identifier and operation type. The operation type was not valid.

**Type** Error: An error occurred

**Severity** info

## PPPD\_POOL\_ADDRESSES\_EXHAUSTED

**System Log Message** No addresses available in pool "*pool-name*" to assign to remote peer on interface *interface-name*

**Description** The Point-to-Point Protocol process (pppd) could not assign an address from the indicated address pool to the remote peer on the indicated interface, because there were no more addresses available in the pool.

**Type** Error: An error occurred

<b>Severity</b>	error
<b>Action</b>	Increase the number of addresses in the address pool.

### PPPD\_RADIUS\_ADD\_SERVER\_FAILED

---

<b>System Log Message</b>	Unable to add RADIUS server <i>radius-server</i> for profile <i>access-profile</i> : <i>error-message</i>
<b>Description</b>	The Point-to-Point Protocol process (pppd) could not add the indicated RADIUS server for the indicated access profile.
<b>Type</b>	Error: An error occurred
<b>Severity</b>	error

### PPPD\_RADIUS\_ALLOC\_PASSWD\_FAILED

---

<b>System Log Message</b>	Unable to allocate RADIUS password of size <i>size</i> : <i>error-message</i>
<b>Description</b>	The Point-to-Point Protocol process (pppd) could not allocate space for a temporary Challenge Handshake Authentication Protocol (CHAP) RADIUS password of the indicated size.
<b>Type</b>	Error: An error occurred
<b>Severity</b>	error

### PPPD\_RADIUS\_CREATE\_FAILED

---

<b>System Log Message</b>	Unable to allocate RADIUS module handle: <i>error-message</i>
<b>Description</b>	The Point-to-Point Protocol process (pppd) attempted to allocate a RADIUS authentication module as part of its authentication sequence. The allocation failed.
<b>Type</b>	Error: An error occurred
<b>Severity</b>	error

### PPPD\_RADIUS\_CREATE\_REQ\_FAILED

---

<b>System Log Message</b>	Unable to create RADIUS access request message: <i>error-message</i>
<b>Description</b>	The Point-to-Point Protocol process (pppd) could not create an access request message to send to the RADIUS server.
<b>Type</b>	Error: An error occurred
<b>Severity</b>	error

### PPPD\_RADIUS\_GETHOSTNAME\_FAILED

---

<b>System Log Message</b>	Unable to obtain hostname for outgoing RADIUS message: <i>error-message</i>
<b>Description</b>	The Point-to-Point Protocol process (pppd) could not obtain the hostname it needed to fill in the PPP_IDENTIFIER field in an outgoing RADIUS message.
<b>Type</b>	Error: An error occurred

**Severity** error

## PPPD\_RADIUS\_MESSAGE\_UNEXPECTED

---

**System Log Message** Unknown response from RADIUS server: *return-value*

**Description** The RADIUS authentication module for the Point-to-Point Protocol process (pppd) received a message from the RADIUS server that it could not process.

**Type** Error: An error occurred

**Severity** error

## PPPD\_RADIUS\_NO\_VALID\_SERVERS

---

**System Log Message** Unable to find valid RADIUS server for profile *access-profile*

**Description** The Point-to-Point Protocol process (pppd) could not access a valid RADIUS server to use for the indicated access profile.

**Type** Error: An error occurred

**Severity** error

## PPPD\_RADIUS\_OPEN\_FAILED

---

**System Log Message** rad\_auth\_open failed: *error-message*

**Description** The Point-to-Point Protocol process (pppd) could not create a RADIUS object handle, which it uses to communicate with the RADIUS server.

**Type** Error: An error occurred

**Severity** error

## PPPD\_RADIUS\_ROUTE\_INST\_ENOENT

---

**System Log Message** Ignored RADIUS server *radius-server* for profile *access-profile* because routing instance *routing-instance* did not exist

**Description** The indicated routing instance, which the Point-to-Point Protocol process (pppd) uses for routing of RADIUS packets, was not defined.

**Type** Event: This message reports an event, not an error

**Severity** notice

**Cause** The process of adding the required routing instance was still in progress when the message was logged.

**Action** None required. Authentication with the indicated RADIUS server is automatically reattempted, and can succeed when the interface exists.



## Chapter 64

# PROFILER System Log Messages

This chapter describes messages with the PROFILER prefix. They are generated by the profiler service process (profilerd).

### PROFILER\_RECONFIGURE\_SIGHUP

---

<b>System Log Message</b>	SIGHUP - re-reading configuration
<b>Description</b>	In response to a SIGHUP signal, the profiler service process (profilerd) read its configuration from the configuration database
<b>Type</b>	Event: This message reports an event, not an error
<b>Severity</b>	info



## Chapter 65

# RDD System Log Messages

This chapter describes messages with the RDD prefix. They are generated by the redundant interfaces process (rdd), which manages redundant interfaces when they are configured on Adaptive Services Physical Interface Cards (PICs).

### RDD\_EVLIB\_CREATE\_FAILURE

---

<b>System Log Message</b>	evCreate failed ( <i>error-message</i> )
<b>Description</b>	The redundant interfaces process (rdd) could not create a context used for handling all asynchronous events (such as timers and message availability).
<b>Type</b>	Error: An error occurred
<b>Severity</b>	emergency

### RDD\_IFDEV\_ADD\_FAILURE

---

<b>System Log Message</b>	<i>function-name</i> : unable to add interface device <i>interface-name</i> ( <i>error-message</i> )
<b>Description</b>	The redundant interfaces process (rdd) could not create an interface device because an error occurred during the indicated call to the routing socket library.
<b>Type</b>	Error: An error occurred
<b>Severity</b>	error
<b>Action</b>	Contact your technical support representative.

### RDD\_IFDEV\_DELETE\_FAILURE

---

<b>System Log Message</b>	<i>function-name</i> : rtslib delete operation failed for interface device <i>interface-name</i> ( <i>error-message</i> )
<b>Description</b>	The redundant interfaces process (rdd) could not delete an interface device because an error occurred during the indicated call to the routing socket library.
<b>Type</b>	Error: An error occurred
<b>Severity</b>	error
<b>Action</b>	Contact your technical support representative.

## RDD\_IFDEV\_GET\_FAILURE

---

<b>System Log Message</b>	<i>function-name</i> : rtplib get operation failed for interface device <i>interface-name</i> ( <i>error-message</i> )
<b>Description</b>	The redundant interfaces process (rdd) could not get an interface device because an error occurred during the indicated call to the routing socket library.
<b>Type</b>	Error: An error occurred
<b>Severity</b>	error
<b>Action</b>	Contact your technical support representative.

## RDD\_IFDEV\_INCOMPATIBLE\_REVERT

---

<b>System Log Message</b>	<i>function-name</i> : did not revert <i>rsp-interface-name</i> back to primary interface <i>primary-interface-name</i> ; PIC is incompatible with secondary
<b>Description</b>	The redundant interfaces process (rdd) tried to migrate service processing for the indicated redundant interface from the secondary interface back to the indicated primary interface. The attempt failed because the Adaptive Services (AS) Physical Interface Cards (PICs) that house the primary and secondary interfaces are not compatible.
<b>Type</b>	Error: An error occurred
<b>Severity</b>	error

## RDD\_IFDEV\_INCOMPATIBLE\_SWITCH

---

<b>System Log Message</b>	Unable to switch <i>rsp-interface-name</i> to secondary interface <i>secondary-interface-name</i> ; PIC is incompatible with primary
<b>Description</b>	The redundant interfaces process (rdd) tried to migrate service processing for the indicated redundant interface from the primary interface to the indicated secondary interface. The attempt failed because the Adaptive Services (AS) Physical Interface Cards (PICs) that house the primary and secondary interfaces are not compatible.
<b>Type</b>	Error: An error occurred
<b>Severity</b>	error

## RDD\_IFDEV\_RETRY\_NOTICE

---

<b>System Log Message</b>	<i>function-name</i> : repeated attempt to add interface device <i>interface-name</i> failed ( <i>error-message</i> )
<b>Description</b>	The redundant interfaces process (rdd) tried repeatedly to create the indicated interface device, but the attempts failed. After generating this message, rdd waited a while for resources to free up and tried again.
<b>Type</b>	Event: This message reports an event, not an error
<b>Severity</b>	warning

**Cause** Necessary resources might have been unavailable. They should become available soon.

**RDD\_NEW\_INTERFACE\_STATE**

---

**System Log Message** Event *event-name* changed state of interface *interface-name* from '*old-state*' to '*new-state*'

**Description** The indicated event on the indicated redundant interface changed the interface state as indicated.

**Type** Event: This message reports an event, not an error

**Severity** info



## Chapter 66

# RMOPD System Log Messages

This chapter describes messages with the RMOPD prefix. They are generated by the Simple Network Management Protocol (SNMP) remote operations process (rmopd), which services SNMP requests for execution of ping and traceroute operations.

## RMOPD\_ADDRESS\_MULTICAST\_INVALID

---

<b>System Log Message</b>	Multicast address is not allowed
<b>Description</b>	When a Simple Network Management Protocol (SNMP) client requests a remote operation, it can specify the addresses of the source and target hosts for the operation. A request failed because the client specified a multicast address for either or both the source and target hosts.
<b>Type</b>	Error: An error occurred
<b>Severity</b>	error

## RMOPD\_ADDRESS\_SOURCE\_INVALID

---

<b>System Log Message</b>	Source address invalid: <i>error-message</i>
<b>Description</b>	When a Simple Network Management Protocol (SNMP) client requests a remote operation, it can specify the address to use as the source host for the operation, along with the corresponding address type (such as IP version 4 [IPv4]). Either the specified address was invalid because it did not match the specified address type, or the address could not be resolved.
<b>Type</b>	Error: An error occurred
<b>Severity</b>	notice

## RMOPD\_ADDRESS\_STRING\_FAILURE

---

<b>System Log Message</b>	Unable to convert numeric address to string: <i>error-message</i>
<b>Description</b>	The remote Simple Network Management Protocol (SNMP) operations process (rmopd) could not convert a numeric host address to the corresponding hostname text string.
<b>Type</b>	Error: An error occurred
<b>Severity</b>	error

**RMOPD\_ADDRESS\_TARGET\_INVALID**

---

<b>System Log Message</b>	rmop_util_set_address status message: <i>error-message</i>
<b>Description</b>	When a Simple Network Management Protocol (SNMP) client requests a remote operation, it must specify the address of the target host along with the corresponding address type (such as IP version 4 [IPv4]). Either the specified address was invalid because it did not match the specified address type, or the address could not be resolved.
<b>Type</b>	Error: An error occurred
<b>Severity</b>	error

**RMOPD\_ICMP\_ADDR\_TYPE\_UNSUPPORTED**

---

<b>System Log Message</b>	Only IPv4 source address is supported
<b>Description</b>	When a Simple Network Management Protocol (SNMP) client requests a remote operation, it can specify the address type (such as IP version 4 [IPv4]) of the source and target hosts for the operation. The client specified an unsupported address type.
<b>Type</b>	Error: An error occurred
<b>Severity</b>	error

**RMOPD\_IFINDEX\_NOT\_ACTIVE**

---

<b>System Log Message</b>	ifindex: <i>snmp-interface-index</i>
<b>Description</b>	When a Simple Network Management Protocol (SNMP) client requests a remote operation, it can specify which interface to use as the source host address, identifying it by either its numerical index or its name. The indicated index was invalid because it represents an inactive interface.
<b>Type</b>	Error: An error occurred
<b>Severity</b>	error

**RMOPD\_IFINDEX\_NO\_INFO**

---

<b>System Log Message</b>	No information for <i>snmp-interface-index</i> , message: <i>error-message</i>
<b>Description</b>	When a Simple Network Management Protocol (SNMP) client requests a remote operation, it can specify which interface to use as the source host address, identifying it by either its numerical index or its name. The SNMP remote operations process (rmopd) could not find any information about the interface with the indicated index.
<b>Type</b>	Error: An error occurred
<b>Severity</b>	error

**RMOPD\_IFNAME\_NOT\_ACTIVE**

---

<b>System Log Message</b>	ifname: <i>interface-name</i>
---------------------------	-------------------------------



**Description** When a Simple Network Management Protocol (SNMP) client requests a remote operation, it can specify which interface to use as the source host address, identifying it by either its numerical index or its name. The indicated name was invalid because it represents an inactive interface.

**Type** Error: An error occurred

**Severity** error

## RMOPD\_IFNAME\_NO\_INFO

---

**System Log Message** No information for *interface-name*, message: *error-message*

**Description** When a Simple Network Management Protocol (SNMP) client requests a remote operation, it can specify which interface to use as the source host address, identifying it by either its numerical index or its name. The SNMP remote operations process (rmopd) could not find any information about the interface with the indicated name.

**Type** Error: An error occurred

**Severity** error

## RMOPD\_ROUTING\_INSTANCE\_NO\_INFO

---

**System Log Message** No information for routing instance *routing-instance*: *error-message*

**Description** The indicated routing instance does not exist, so the Simple Network Management Protocol (SNMP) remote operations process (rmopd) could not retrieve information about it.

**Type** Error: An error occurred

**Severity** error

## RMOPD\_TRACEROUTE\_ERROR

---

**System Log Message** Message: *error-message*

**Description** The traceroute application reported the indicated error message to the Simple Network Management Protocol (SNMP) remote operations process (rmopd).

**Type** Error: An error occurred

**Severity** notice



## Chapter 67

# RPD System Log Messages

### RPD\_ABORT

---

<b>System Log Message</b>	abort <i>executable-name</i> [ <i>pid</i> ] version <i>version</i> built by <i>builder</i> on <i>date</i> : <i>error-message</i>
<b>Description</b>	The routing protocol process (rpd) terminated because of an internal error.
<b>Type</b>	Error: An error occurred
<b>Severity</b>	error
<b>Action</b>	Examine the messages that immediately follow this message in the system log for information about possible causes.
<b>Cause</b>	An internal software failure occurred.

### RPD\_ACTIVE\_TERMINATE

---

<b>System Log Message</b>	Exiting with active tasks: <i>task-name</i>
<b>Description</b>	After receiving multiple termination requests, the routing protocol process (rpd) exited without performing the indicated cleanup tasks.
<b>Type</b>	Event: This message reports an event, not an error
<b>Severity</b>	notice

### RPD\_ASSERT

---

<b>System Log Message</b>	Assertion failed <i>executable-name</i> [ <i>pid</i> ]: file " <i>source-filename</i> ", line <i>line-number</i> : " <i>message</i> "
<b>Description</b>	The source code for the routing protocol process (rpd) includes internal self-consistency checks. A check failed at the indicated line number in the indicated source file, causing the instance of rpd that was using the indicated binary and had the indicated process ID (PID) to terminate. The process created a diagnostic core dump for analysis by technical support personnel.
<b>Type</b>	Error: An error occurred
<b>Severity</b>	error
<b>Cause</b>	An internal software failure occurred.

- Action** Examine the messages that immediately follow this message in the system log for information about possible causes. Contact a technical support representative, and be ready to provide the list of messages and the diagnostic core dump, if requested.

## RPD\_ASSERT\_SOFT

---

- System Log Message** Soft assertion failed *executable-name*[*pid*]: file "*source-filename*", line *line-number*: "*message*", daemon continued running
- Description** The source code for the routing protocol process (rpd) includes internal self-consistency checks. A check failed at the indicated line number in the indicated source file, but the instance of rpd that was using the indicated binary and had the indicated process ID (PID) continued running. The process created a diagnostic core dump for analysis by technical support personnel.
- Type** Error: An error occurred
- Severity** error
- Cause** An internal software failure occurred.
- Action** Examine the messages that immediately follow this message in the system log for information about possible causes. Contact a technical support representative, and be ready to provide the list of messages and the diagnostic core dump, if requested.

## RPD\_BFD\_READ\_ERROR

---

- System Log Message** Read error on pipe from bfdd: *reason (error-message)*
- Description** The routing protocol process (rpd) could not read a message available on the read pipe from the Bidirectional Forwarding Detection process (bfdd).
- Type** Error: An error occurred
- Severity** info
- Action** Contact your technical support representative.

## RPD\_BFD\_WRITE\_ERROR

---

- System Log Message** *function-name*: write error on pipe to bfdd (*error-message*)
- Description** The routing protocol process (rpd) could not write a message on the pipe to the Bidirectional Forwarding Detection process (bfdd).
- Type** Error: An error occurred
- Severity** error
- Action** Contact your technical support representative.

## RPD\_BGP\_NEIGHBOR\_STATE\_CHANGED

---

- System Log Message** BGP peer *peer-name* changed state from *old-state* to *new-state* (event *event-type*)

**Description** During BGP negotiation with the local router, the state of the indicated BGP neighbor (peer) changed as indicated. The ESTABLISHED state is the final state in the neighbor negotiation.

**Type** Event: This message reports an event, not an error

**Severity** warning

## RPD\_DYN\_CFG\_BUSY\_SIGNAL\_FAILED

---

**System Log Message** Dynamic config *action* busy signal failed: *error-message*

**Description** The routing protocol process (rpd) failed to notify the dynamic configuration clients about its availability to process the dynamic configuration requests.

**Type** Error: An error occurred

**Severity** error

**Action** Contact your technical support representative.

## RPD\_DYN\_CFG\_GET\_PROFILE\_FAILED

---

**System Log Message** Get dynamic profiles failed: *error-code*

**Description** The routing protocol process (rpd) tried to load a profile from the database and failed.

**Type** Error: An error occurred

**Severity** error

## RPD\_DYN\_CFG\_GET\_PROF\_NAME\_FAILED

---

**System Log Message** Get profile name for session *client-session-id* failed: *error-code*

**Description** The routing protocol process (rpd) tried to get the profile name from the session snapshot and failed.

**Type** Error: An error occurred

**Severity** error

**Action** Contact your technical support representative.

## RPD\_DYN\_CFG\_GET\_SES\_STATE\_FAILED

---

**System Log Message** Get session state for session *client-session-id* failed: *error-code*

**Description** The routing protocol process (rpd) failed to get the session state from the session snapshot.

**Type** Error: An error occurred

**Severity** error

**Action** Contact your technical support representative.

**RPD\_DYN\_CFG\_GET\_SES\_TYPE\_FAILED**

---

<b>System Log Message</b>	Get session type for session <i>client-session-id</i> failed: <i>error-code</i>
<b>Description</b>	The routing protocol process (rpd) tried to get the session type from the session snapshot and failed.
<b>Type</b>	Error: An error occurred
<b>Severity</b>	error
<b>Action</b>	Contact your technical support representative.

**RPD\_DYN\_CFG\_GET\_SNAPSHOT\_FAILED**

---

<b>System Log Message</b>	Get session id <i>client-session-id</i> snapshot failed: <i>error-code</i>
<b>Description</b>	The routing protocol process (rpd) tried to load client session data from the database and failed.
<b>Type</b>	Error: An error occurred
<b>Severity</b>	error

**RPD\_DYN\_CFG\_PDB\_CLOSE\_FAILED**

---

<b>System Log Message</b>	Failed to close profile database: <i>error-code</i>
<b>Description</b>	The routing protocol process (rpd) tried to close the profile database and failed.
<b>Type</b>	Error: An error occurred
<b>Severity</b>	error

**RPD\_DYN\_CFG\_PDB\_OPEN\_FAILED**

---

<b>System Log Message</b>	Failed to open profile database: <i>error-code</i>
<b>Description</b>	The routing protocol process (rpd) tried to open the profile database and failed.
<b>Type</b>	Error: An error occurred
<b>Severity</b>	error

**RPD\_DYN\_CFG\_PROCESSING\_FAILED**

---

<b>System Log Message</b>	Module <i>module</i> failed to process dynamic configuration
<b>Description</b>	The routing protocol process (rpd) tried to process dynamic configuration and failed.
<b>Type</b>	Error: An error occurred
<b>Severity</b>	error

## RPD\_DYN\_CFG\_REGISTER\_FAILED

---

<b>System Log Message</b>	Dynamic config registration failed: <i>error-message</i>
<b>Description</b>	The routing protocol process (rpd) tried to register with the dynamic configuration subsystem and failed.
<b>Type</b>	Error: An error occurred
<b>Severity</b>	error

## RPD\_DYN\_CFG\_REQUEST\_ACK\_FAILED

---

<b>System Log Message</b>	Failed to ack request <i>data-id: error-code</i>
<b>Description</b>	The routing protocol process (rpd) tried to acknowledge a dynamic configuration request and failed.
<b>Type</b>	Error: An error occurred
<b>Severity</b>	error

## RPD\_DYN\_CFG\_RESPONSE\_SLOW

---

<b>System Log Message</b>	Dynamic config response for session id <i>client-session-id</i> took <i>system-seconds</i> seconds
<b>Description</b>	The routing protocol process (rpd) is responding slowly to dynamic config requests.
<b>Type</b>	Error: An error occurred
<b>Severity</b>	error
<b>Action</b>	Contact your technical support representative.

## RPD\_DYN\_CFG\_SCHEMA\_OPEN\_FAILED

---

<b>System Log Message</b>	Could not open configuration schema: <i>error-message</i>
<b>Description</b>	The routing protocol process (rpd) tried to open the configuration schema and failed.
<b>Type</b>	Error: An error occurred
<b>Severity</b>	error

## RPD\_DYN\_CFG\_SDB\_CLOSE\_FAILED

---

<b>System Log Message</b>	Failed to close session database: <i>error-code</i>
<b>Description</b>	The routing protocol process (rpd) tried to close the session database and failed.
<b>Type</b>	Error: An error occurred
<b>Severity</b>	error

**RPD\_DYN\_CFG\_SDB\_OPEN\_FAILED**

---

<b>System Log Message</b>	Failed to open session database: <i>error-code</i>
<b>Description</b>	The routing protocol process (rpd) tried to open the session database and failed.
<b>Type</b>	Error: An error occurred
<b>Severity</b>	info

**RPD\_DYN\_CFG\_SES\_RECOVERY\_FAILED**

---

<b>System Log Message</b>	Recovery of session <i>client-session-id</i> failed
<b>Description</b>	The routing protocol process (rpd) tried to recover a session and failed.
<b>Type</b>	Error: An error occurred
<b>Severity</b>	error
<b>Action</b>	Contact your technical support representative.

**RPD\_DYN\_CFG\_SET\_CONTEXT\_FAILED**

---

<b>System Log Message</b>	Set dynamic config context for profile <i>profile-name</i> session <i>client-session-id</i> failed
<b>Description</b>	The routing protocol process (rpd) tried to set up the dynamic configuration context and failed.
<b>Type</b>	Error: An error occurred
<b>Severity</b>	error

**RPD\_ESIS\_ADJDOWN**

---

<b>System Log Message</b>	ES-IS lost <i>adjacency-type</i> adjacency to <i>neighbor-nsap-netn</i> on <i>interface-name</i> , reason: <i>reason</i>
<b>Description</b>	An ES-IS adjacency with the indicated neighboring router was terminated. The local router no longer exchanges routing information with, or directs traffic to, the neighboring router.
<b>Type</b>	Event: This message reports an event, not an error
<b>Severity</b>	notice
<b>Cause</b>	The communication path to the neighboring router was disrupted, a protocol error occurred, or the neighboring router was powered down.

**RPD\_ESIS\_ADJUP**

---

<b>System Log Message</b>	ES-IS new <i>adjacency-type</i> adjacency to <i>neighbor-nsap-netn</i> on <i>interface-name</i>
<b>Description</b>	An ES-IS adjacency was established with the indicated neighboring router. The local router can now exchange information with it.



<b>Type</b>	Event: This message reports an event, not an error
<b>Severity</b>	info

## RPD\_EXIT

---

<b>System Log Message</b>	Exit <i>executable-name</i> [ <i>pid</i> ] version <i>version</i> built by <i>builder</i> on <i>date</i> , caller <i>address</i>
<b>Description</b>	The routing protocol process (rpd) exited, either in response to a user request or because of a system error.
<b>Type</b>	Event: This message reports an event, not an error
<b>Severity</b>	notice
<b>Cause</b>	A system resource was unavailable, rpd did not understand an error, or a user terminated the process.
<b>Action</b>	Examine the messages that immediately follow this message in the system log for information about possible causes.

## RPD\_IFD\_INDEXCOLLISION

---

<b>System Log Message</b>	Physical interface collision -- same name, different index (new <i>new-interface-name new-index</i> old <i>old-interface-name old-value</i> )
<b>Description</b>	The routing protocol process (rpd) received a message from the kernel in which the numerical index associated with the indicated interface name differed from the index-to-name mapping maintained by rpd.
<b>Type</b>	Error: An error occurred
<b>Severity</b>	error
<b>Cause</b>	It is possible that rpd discarded some interface messages from the kernel without processing them because it received more messages than it could handle. It will recover.

## RPD\_IFD\_NAMECOLLISION

---

<b>System Log Message</b>	Physical interface collision -- different name, same index (new <i>new-interface-name new-index</i> , old <i>old-interface-name old-value</i> )
<b>Description</b>	The routing protocol process (rpd) received a message from the kernel in which the name associated with the indicated numerical interface index differed from the name-to-index mapping maintained by rpd.
<b>Type</b>	Error: An error occurred
<b>Severity</b>	error
<b>Cause</b>	It is possible that rpd discarded some interface messages from the kernel without processing them because it received more messages than it could handle. It will recover.

**RPD\_IFL\_INDEXCOLLISION**

---

<b>System Log Message</b>	Logical interface collision -- same name, different index (new <i>new-interface-name new-index</i> old <i>old-interface-name old-value</i> )
<b>Description</b>	The routing protocol process (rpd) received a message from the kernel in which the numerical index associated with the indicated interface name differed from the index-to-name mapping maintained by rpd.
<b>Type</b>	Error: An error occurred
<b>Severity</b>	error
<b>Cause</b>	It is possible that rpd discarded some interface messages from the kernel without processing them because it received more messages than it could handle. It will recover.

**RPD\_IFL\_NAMECOLLISION**

---

<b>System Log Message</b>	Logical interface collision -- different name, same index (new <i>new-interface-name new-index</i> , old <i>old-interface-name old-value</i> )
<b>Description</b>	The routing protocol process (rpd) received a message from the kernel in which the name associated with the indicated numerical interface index differed from the name-to-index mapping maintained by rpd.
<b>Type</b>	Error: An error occurred
<b>Severity</b>	error
<b>Cause</b>	It is possible that rpd discarded some interface messages from the kernel without processing them because it received more messages than it could handle. It will recover.

**RPD\_IGMP\_ACCOUNTING\_OFF**

---

<b>System Log Message</b>	<i>interface-name time</i>
<b>Description</b>	Internet Group Management Protocol (IGMP) accounting for the indicated interface was disabled at the indicated time.
<b>Type</b>	Event: This message reports an event, not an error
<b>Severity</b>	info

**RPD\_IGMP\_ACCOUNTING\_ON**

---

<b>System Log Message</b>	<i>interface-name time</i>
<b>Description</b>	Internet Group Management Protocol (IGMP) accounting for the indicated interface was enabled at the indicated time.
<b>Type</b>	Event: This message reports an event, not an error
<b>Severity</b>	info

## RPD\_IGMP\_ALL\_SUBSCRIBERS\_DELETED

---

<b>System Log Message</b>	All IGMP subscribers on interface <i>interface-name</i> deleted at <i>time</i> because the interface is down
<b>Description</b>	All IGMP subscribers have been deleted because the interface is down.
<b>Type</b>	Event: This message reports an event, not an error
<b>Severity</b>	info

## RPD\_IGMP\_CFG\_CREATE\_ENTRY\_FAILED

---

<b>System Log Message</b>	Could not create entry for <i>entry</i> .
<b>Description</b>	Internet Group Management Protocol (IGMP) failed to create the indicated configuration entry. The configuration request failed.
<b>Type</b>	Error: An error occurred
<b>Severity</b>	error
<b>Action</b>	Contact your technical support representative.

## RPD\_IGMP\_CFG\_GROUP\_OUT\_OF\_RANGE

---

<b>System Log Message</b>	The combination of group-count <i>count</i> and group-increment <i>ip-address</i> causes some of the groups out of range.
<b>Description</b>	The configuration request failed because the indicated configuration object contained a group that is out of range.
<b>Type</b>	Error: An error occurred
<b>Severity</b>	error
<b>Action</b>	Modify configuration statement to use a valid value.

## RPD\_IGMP\_CFG\_INVALID\_VALUE

---

<b>System Log Message</b>	The <i>object-name</i> configuration object <i>identifier</i> field has an invalid value of <i>value</i>
<b>Description</b>	The configuration request failed because the indicated configuration object contained the indicated invalid value.
<b>Type</b>	Error: An error occurred
<b>Severity</b>	error
<b>Action</b>	Modify configuration statement to use a valid value.

## RPD\_IGMP\_CFG\_SOURCE\_OUT\_OF\_RANGE

---

<b>System Log Message</b>	The combination of source-count <i>count</i> and source-increment <i>ip-address</i> causes some of the sources out of range.
---------------------------	--

<b>Description</b>	The configuration request failed because the indicated configuration object contained a source that is out of range.
<b>Type</b>	Error: An error occurred
<b>Severity</b>	error
<b>Action</b>	Modify configuration statement to use a valid value.

### RPD\_IGMP\_DYN\_CFG\_ALREADY\_BOUND

---

<b>System Log Message</b>	Dynamic configuration session id <i>client-session-id</i> for interface <i>interface-name</i> is already bound to interface <i>old-interface-name</i> .
<b>Description</b>	The indicated dynamic configuration session id is already bound to another interface. The dynamic configuration instantiation request was rejected.
<b>Type</b>	Error: An error occurred
<b>Severity</b>	error
<b>Action</b>	Unbind session id from existing interface.

### RPD\_IGMP\_DYN\_CFG\_INVALID\_STMT

---

<b>System Log Message</b>	Invalid dynamic configuration statement: <i>configuration-statement</i>
<b>Description</b>	The indicated dynamic configuration statement was invalid. The dynamic configuration instantiation request was rejected.
<b>Type</b>	Error: An error occurred
<b>Severity</b>	error
<b>Action</b>	Remove the unsupported configuration statement.

### RPD\_IGMP\_DYN\_CFG\_SES\_ID\_ADD\_FAIL

---

<b>System Log Message</b>	Failed to add dynamic configuration session id <i>client-session-id</i> to interface <i>interface-name</i> .
<b>Description</b>	Failed to associate the indicated dynamic configuration session id to specified interface. The dynamic configuration instantiation request was rejected.
<b>Type</b>	Error: An error occurred
<b>Severity</b>	error
<b>Action</b>	Contact your technical support representative.

### RPD\_IGMP\_DYN\_CFG\_SES\_ID\_MISMATCH

---

<b>System Log Message</b>	Dynamic configuration entry for interface <i>interface-name</i> with session id <i>client-session-id</i> found an existing entry with a different session id of <i>client-session-id-1</i> .
---------------------------	--

<b>Description</b>	The dynamic configuration instantiation request matched an existing dynamic configuration block that had a different session id. The dynamic configuration instantiation request was rejected.
<b>Type</b>	Error: An error occurred
<b>Severity</b>	error
<b>Action</b>	Contact your technical support representative.

## RPD\_IGMP\_JOIN

---

<b>System Log Message</b>	Listener <i>source-address</i> sent a join to <i>destination-address</i> for group <i>group-address</i> source <i>sender-address</i> on interface <i>interface-name</i> at <i>time</i>
<b>Description</b>	IGMP join event.
<b>Type</b>	Event: This message reports an event, not an error
<b>Severity</b>	info

## RPD\_IGMP\_LEAVE

---

<b>System Log Message</b>	Listener <i>source-address</i> sent a leave to <i>destination-address</i> for group <i>group-address</i> source <i>sender-address</i> on interface <i>interface-name</i> at <i>time</i>
<b>Description</b>	IGMP leave event.
<b>Type</b>	Event: This message reports an event, not an error
<b>Severity</b>	info

## RPD\_IGMP\_MEMBERSHIP\_TIMEOUT

---

<b>System Log Message</b>	Membership timeout for listener <i>source-address</i> for group <i>group-address</i> source <i>sender-address</i> on interface <i>interface-name</i> at <i>time</i>
<b>Description</b>	IGMP group membership timeout.
<b>Type</b>	Event: This message reports an event, not an error
<b>Severity</b>	info

## RPD\_IGMP\_ROUTER\_VERSION\_MISMATCH

---

<b>System Log Message</b>	IGMP version mismatch on <i>interface-name</i> . Local version: <i>local-version</i> Remote version: <i>remote-version</i>
<b>Description</b>	The IGMP version running on the local router does not match the one received in the query
<b>Type</b>	Event: This message reports an event, not an error
<b>Severity</b>	warning

**RPD\_ISIS\_ADJDOWN**


---

<b>System Log Message</b>	IS-IS lost <i>Lisis-level</i> adjacency to <i>neighbor-system-ids</i> on <i>interface-name</i> , reason: <i>reason</i>
<b>Description</b>	An IS-IS adjacency with the indicated neighboring router was terminated. The local router no longer exchanges routing information with, or directs traffic to, the neighboring router.
<b>Type</b>	Event: This message reports an event, not an error
<b>Severity</b>	notice
<b>Cause</b>	The communication path to the neighboring router was disrupted, a protocol error occurred, or the neighboring router was powered down.

**RPD\_ISIS\_ADJUP**


---

<b>System Log Message</b>	IS-IS new <i>Lisis-level</i> adjacency to <i>neighbor-system-ids</i> on <i>interface-name</i>
<b>Description</b>	An IS-IS adjacency was established with the indicated neighboring router. The local router can now exchange information with it.
<b>Type</b>	Event: This message reports an event, not an error
<b>Severity</b>	info

**RPD\_ISIS\_ADJUPNOIP**


---

<b>System Log Message</b>	IS-IS new <i>Lisis-level</i> adjacency to <i>neighbor-system-ids</i> on <i>interface-name</i> without an address
<b>Description</b>	An IS-IS adjacency was established with the indicated neighboring router, which is not configured for IS-IS for IP.
<b>Type</b>	Event: This message reports an event, not an error
<b>Severity</b>	notice
<b>Cause</b>	The neighboring router is misconfigured: it is enabled for IS-IS but not for exchange of IP route information.
<b>Action</b>	Configure the neighboring router for IS-IS with IP, or remove it from the IS-IS mesh.

**RPD\_ISIS\_LDP\_SYNC**


---

<b>System Log Message</b>	IS-IS interface <i>interface-name</i> advertised with infinite metric for <i>duration</i> seconds already due to loss of synchronization with LDP
<b>Description</b>	The IS-IS protocol lost synchronization with the Label Distribution Protocol (LDP) on the indicated interface. As a consequence, it began advertising an infinite metric for the interface and has been doing so for the indicated number of seconds.
<b>Type</b>	Error: An error occurred
<b>Severity</b>	warning

**Action** Determine why LDP lost synchronization with IS-IS.

## RPD\_ISIS\_LSPCKSUM

---

<b>System Log Message</b>	IS-IS <i>Lisis-level</i> LSP checksum error, interface <i>interface-name</i> , LSP id <i>lspl</i> , sequence <i>sequence-number</i> , checksum <i>checksum</i> , lifetime <i>duration</i>
<b>Description</b>	The indicated IS-IS informational link-state PDU (LSP) failed an internal checksum validity test, implying that it was corrupted.
<b>Type</b>	Error: An error occurred
<b>Severity</b>	warning
<b>Cause</b>	The packet was corrupted in transit between the neighboring IS-IS router and this router, or memory on one of the routers was corrupted.
<b>Action</b>	None, unless a large number of these messages appear in the system log file. The corrupted LSP is silently discarded.

## RPD\_ISIS\_NO\_ROUTERID

---

<b>System Log Message</b>	IS-IS instance does not have a valid router ID
<b>Description</b>	The IS-IS instance did not have a valid router ID.
<b>Type</b>	Error: An error occurred
<b>Severity</b>	alert
<b>Cause</b>	When a router ID is not explicitly configured for an instance, IPv4 addresses configured under the instance are considered in the selection of the router ID. In this case, the instance did not have a router ID configured and no IPv4 addresses were configured.
<b>Action</b>	Either configure a router ID by including the 'routing-instance' statement under the instance, or configure an IPv4 address by including the 'family inet' statement under one of the interfaces of the instance. You can also configure both.

## RPD\_ISIS\_OVERLOAD

---

<b>System Log Message</b>	IS-IS database overload
<b>Description</b>	The IS-IS link-state database is full and no additional memory can be allocated for it.
<b>Type</b>	Error: An error occurred
<b>Severity</b>	alert
<b>Cause</b>	No additional memory is available for storing IS-IS link-state information. Either system resources are exhausted or a software error occurred (such as a memory leak in the routing protocol process [rpd]). In the former case, IS-IS might be carrying too much information, or the router configuration includes too many features that use large amounts of system memory.

**Action** Perform one or more of the following actions: (1) Check for unusually high memory usage by the IS-IS task or rpd, (2) Unconfigure features that use large amounts of memory, (3) Add more memory to the Routing Engine, (4) Carry fewer IS-IS routes.

## RPD\_KRT\_CCC\_IFL\_MODIFY

---

**System Log Message** *error-code, error-message*

**Description** The routing protocol process (rpd) attempted to modify the state for a logical interface that is related to circuit cross-connect (CCC), but the request failed.

**Type** Event: This message reports an event, not an error

**Severity** info

**Cause** It is possible that the kernel lacked the resources to fulfill the request. The rpd process will recover.

## RPD\_KRT\_DELETED\_RTT

---

**System Log Message** *task-name: received deleted routing table from the kernel for family address-family-type table ID table-id*

**Description** The routing protocol process (rpd) received a message from the kernel that referred to a routing table that no longer exists.

**Type** Error: An error occurred

**Severity** error

## RPD\_KRT\_IFA\_GENERATION

---

**System Log Message** *ifa generation mismatch -- rpd rpd-generation kernel kernel-generation*

**Description** The routing protocol process (rpd) received a message from the kernel in which the interface address associated with the indicated numerical index differed from the address-to-index mapping maintained by rpd.

**Type** Event: This message reports an event, not an error

**Severity** notice

**Cause** It is possible that rpd discarded some interface messages from the kernel without processing them because it received more messages than it could handle. It will recover.

## RPD\_KRT\_IFDCHANGE

---

**System Log Message** *task-name CHANGE for ifd interface-device-index address/prefix-length failed, error "error-message"*

**Description** The routing protocol process (rpd) sent a request to the kernel to change the state of the indicated interface. The request failed.

**Type** Error: An error occurred



<b>Severity</b>	error
<b>Cause</b>	It is possible that the kernel lacked the resources to fulfill the request. The rpd process will recover.

## RPD\_KRT\_IFDEST\_GET

<b>System Log Message</b>	<i>task-name</i> IFDEST GET for ifd <i>rpd-interface-name</i> failed, error " <i>error-message</i> "
<b>Description</b>	The routing protocol process (rpd) requested state information about the indicated interface from the kernel. The request failed.
<b>Type</b>	Error: An error occurred
<b>Severity</b>	error
<b>Cause</b>	It is possible that the kernel lacked the resources to fulfill the request. The rpd process will recover.

## RPD\_KRT\_IFDGET

<b>System Log Message</b>	<i>task-name</i> GET index for ifd <i>interface-name</i> failed, error " <i>error-message</i> "
<b>Description</b>	The routing protocol process (rpd) requested state information about the indicated interface from the kernel. The request failed.
<b>Type</b>	Error: An error occurred
<b>Severity</b>	error
<b>Cause</b>	It is possible that the kernel lacked the resources to fulfill the request. The rpd process will recover.

## RPD\_KRT\_IFD\_CELL\_RELAY\_INV\_MODE

<b>System Log Message</b>	Invalid mode ( <i>mode</i> ) specified for interface device <i>interface-name</i> ; defaulting to port mode
<b>Description</b>	The routing protocol process (rpd) received a message from the kernel that specified the cell-relay encapsulation for the indicated physical interface, but the specified cell-relay mode (port, or trunk user-to-network interface [UNI], or trunk network-to-network interface [NNI]) was invalid.
<b>Type</b>	Error: An error occurred
<b>Severity</b>	notice

## RPD\_KRT\_IFD\_CELL\_RELAY\_NO\_MODE

<b>System Log Message</b>	No mode specified for interface device <i>interface-name</i> ; defaulting to port mode
<b>Description</b>	The routing protocol process (rpd) received a message from the kernel that specified the cell-relay encapsulation for the indicated physical interface, but not the cell-relay mode.
<b>Type</b>	Error: An error occurred

**Severity** notice

## RPD\_KRT\_IFD\_GENERATION

---

<b>System Log Message</b>	ifd <i>interface-device-index</i> generation mismatch -- rpd <i>rpd-generation</i> kernel <i>kernel-generation</i>
<b>Description</b>	The routing protocol process (rpd) received a message from the kernel in which the physical interface associated with the indicated numerical index differed from the interface-to-index mapping maintained by rpd.
<b>Type</b>	Event: This message reports an event, not an error
<b>Severity</b>	notice
<b>Cause</b>	It is possible that rpd discarded some interface messages from the kernel without processing them because it received more messages than it could handle. It will recover.

## RPD\_KRT\_IFL\_CELL\_RELAY\_INV\_MODE

---

<b>System Log Message</b>	Invalid mode ( <i>mode</i> ) specified for logical interface <i>interface-name</i> ; defaulting to port mode
<b>Description</b>	The routing protocol process (rpd) received a message from the kernel that specified the cell-relay encapsulation for the indicated logical interface, but the specified cell-relay mode (port, virtual-circuit, or virtual-path) was invalid.
<b>Type</b>	Error: An error occurred
<b>Severity</b>	notice

## RPD\_KRT\_IFL\_CELL\_RELAY\_NO\_MODE

---

<b>System Log Message</b>	No mode specified for logical interface <i>interface-name</i> ; defaulting to port mode
<b>Description</b>	The routing protocol process (rpd) received a message from the kernel that specified the cell-relay encapsulation for the indicated logical interface but not the cell-relay mode.
<b>Type</b>	Error: An error occurred
<b>Severity</b>	notice

## RPD\_KRT\_IFL\_GENERATION

---

<b>System Log Message</b>	ifl <i>logical-interface-index</i> generation mismatch -- rpd <i>rpd-interface-name</i> <i>rpd-generation</i> kernel <i>kernel-interface-name.kernel-interface-unit</i> <i>kernel-generation</i>
<b>Description</b>	The routing protocol process (rpd) received a message from the kernel in which the logical interface associated with the indicated numerical index differed from the interface-to-index mapping maintained by rpd.
<b>Type</b>	Event: This message reports an event, not an error
<b>Severity</b>	notice

**Cause** It is possible that rpd discarded some interface messages from the kernel without processing them because it received more messages than it could handle. It will recover.

## RPD\_KRT\_KERNEL\_BAD\_ROUTE

---

**System Log Message** *task-name: lost interface-hierarchy logical-interface-index for route route-prefix*

**Description** As it restarted, the routing protocol process (rpd) could not process a route obtained from the kernel because the route contained references to objects that are no longer valid.

**Type** Event: This message reports an event, not an error

**Severity** warning

**Cause** rpd did not recognize some elements in the route message, such as the logical interface index or an address family.

**Action** rpd can probably solve the problem, but check the entry for the indicated route prefix in the forwarding table. If the prefix's route and forwarding table entry are inconsistent, contact a technical support representative for instructions.

## RPD\_KRT\_NEXTHOP\_OVERFLOW

---

**System Log Message** *type route-prefix: number of next hops (count) exceeded the maximum allowed (maximum-value) -- truncating*

**Description** The number of next hops for the indicated route exceeded the indicated limit for a single route add operation.

**Type** Error: An error occurred

**Severity** error

**Cause** An indexed next hop can use multiple forwarding next hops per forwarding class. It is possible to have more next hops per route than can be carried in a single message. This requires that next hops be reused across forwarding classes, which is not recommended.

**Action** Eliminate common next hops across forwarding classes, thereby reducing the total number of next hops that must be specified.

## RPD\_KRT\_NOIFD

---

**System Log Message** No device *interface-device-index* for interface *logical-interface-index (interface-name)*

**Description** The routing protocol process (rpd) received a message from the kernel that associated the indicated physical interface device and logical interface. The rpd process has no record of the device.

**Type** Error: An error occurred

**Severity** error

**Cause** It is possible that rpd discarded some interface messages from the kernel without processing them because it received more messages than it could handle. It will recover.

## RPD\_KRT\_VERSION

---

**System Log Message** Routing socket version mismatch (kernel *kernel-version* != rpd *rpd-version*) -- kernel upgrade required

**Description** The routing protocol process (rpd) discovered that the kernel does not support the version of routing sockets it requires.

**Type** Error: An error occurred

**Severity** error

**Cause** The kernel version is older than the rpd version.

**Action** Upgrade the kernel package.

## RPD\_KRT\_VERSIONNONE

---

**System Log Message** Routing socket message type *message-type*'s version is not supported by kernel, expected *rpd-version* -- kernel upgrade required

**Description** The routing protocol process (rpd) discovered that the kernel does not support the routing socket message types that it requires.

**Type** Error: An error occurred

**Severity** error

**Cause** The kernel version is older than the rpd version.

**Action** Upgrade the kernel package.

## RPD\_KRT\_VERSIONOLD

---

**System Log Message** Routing socket message type *message-type*'s version is older than expected (*kernel-version* < *rpd-version*) -- consider upgrading the kernel

**Description** The routing protocol process (rpd) discovered that the kernel uses an older version of routing socket message types than it does.

**Type** Error: An error occurred

**Severity** error

**Cause** The kernel version is older than the rpd version.

**Action** Upgrade the kernel package.

## RPD\_KRT\_VPLS\_IFL\_MODIFY

---

**System Log Message** Unable to modify VPLS-related state: *error-code* (errno *error-message*)

<b>Description</b>	The routing protocol process (rpd) attempted to modify the state for a logical interface that is related to virtual private LAN service (VPLS), but the request failed.
<b>Type</b>	Event: This message reports an event, not an error
<b>Severity</b>	info
<b>Cause</b>	It is possible that the kernel lacked the resources to fulfill the request. The rpd process will recover.

## RPD\_L2VPN\_LABEL\_ALLOC\_FAILED

<b>System Log Message</b>	Unable to allocate <i>label-type</i> labels for site <i>name</i> with ID <i>identifier</i> in instance <i>vpn-name</i>
<b>Description</b>	The routing protocol process (rpd) could not allocate labels of the indicated type for the indicated site (name and ID) in the indicated virtual private network (VPN) virtual circuit (VC), because the resulting number of labels would have exceeded the limit.
<b>Type</b>	Error: An error occurred
<b>Severity</b>	error

## RPD\_L2VPN\_REMOTE\_SITE\_COLLISION

<b>System Log Message</b>	Two remote PEs (RDs <i>route-discriminator</i> and <i>route-discriminator2</i> ) have the same site ID ( <i>identifier</i> ) in VPN <i>vpn-name</i>
<b>Description</b>	The routing protocol process (rpd) for the indicated virtual private network (VPN) received an advertisement from a remote provider edge (PE) router with the first indicated route discriminator, but the associated site ID also belongs to a remote site with the second route discriminator.
<b>Type</b>	Event: This message reports an event, not an error
<b>Severity</b>	warning

## RPD\_L2VPN\_SITE\_COLLISION

<b>System Log Message</b>	Same site ID <i>identifier</i> configured on remote PE (RD <i>route-discriminator</i> ) and local PE in VPN <i>vpn-name</i> (non-multihomed site <i>name</i> )
<b>Description</b>	The routing protocol process (rpd) for the indicated virtual private network (VPN) received an advertisement from a remote provider edge (PE) router, but the associated site ID belongs to a local site.
<b>Type</b>	Event: This message reports an event, not an error
<b>Severity</b>	error

## RPD\_LAYER2\_VC\_BFD\_DOWN

<b>System Log Message</b>	BFD session for Layer 2 VC <i>vc-name</i> went down
<b>Description</b>	The routing protocol process (rpd) determined that the Bidirectional Forwarding Detection (BFD) protocol session for the indicated Layer 2 virtual private network (VPN) virtual circuit (VC) terminated.

**Type** Event: This message reports an event, not an error  
**Severity** notice

## RPD\_LAYER2\_VC\_BFD\_UP

---

**System Log Message** BFD session for Layer 2 VC *vc-name* came up  
**Description** The routing protocol process (rpd) determined that the Bidirectional Forwarding Detection (BFD) protocol session for the indicated Layer 2 virtual private network (VPN) virtual circuit (VC) came up.  
**Type** Event: This message reports an event, not an error  
**Severity** notice

## RPD\_LAYER2\_VC\_DOWN

---

**System Log Message** State of Layer 2 VC *vc-name* changed from UP to *state*  
**Description** The state of the indicated Layer 2 virtual private network (VPN) virtual circuit (VC) changed as indicated (to either down or deleted).  
**Type** Event: This message reports an event, not an error  
**Severity** notice

## RPD\_LAYER2\_VC\_PING\_DOWN

---

**System Log Message** Ping failure for Layer 2 VC *vc-name*  
**Description** The routing protocol process (rpd) determined that the Ping for the indicated Layer 2 virtual private network (VPN) virtual circuit (VC) failed.  
**Type** Event: This message reports an event, not an error  
**Severity** notice

## RPD\_LAYER2\_VC\_UP

---

**System Log Message** State of Layer 2 VC *vc-name* changed to UP  
**Description** The state of the indicated Layer 2 virtual private network (VPN) virtual circuit (VC) changed to up.  
**Type** Event: This message reports an event, not an error  
**Severity** info

## RPD\_LDP\_BFD\_DOWN

---

**System Log Message** LDP BFD session for FEC *fec-address* went down  
**Description** The routing protocol process (rpd) determined that the Label Distribution Protocol (LDP) Bidirectional Forwarding Detection (BFD) protocol session for the indicated forwarding equivalence class (FEC) terminated.

**Type** Event: This message reports an event, not an error  
**Severity** notice

## RPD\_LDP\_BFD\_DOWN\_TRACEROUTE\_FAIL

---

**System Log Message** LDP BFD sessions for FEC *fec-address* going down due to traceroute failure  
**Description** The routing protocol process (rpd) determined that the Label Distribution Protocol (LDP) Bidirectional Forwarding Detection (BFD) protocol session for the indicated forwarding equivalence class (FEC) was terminated due to traceroute failure.  
**Type** Event: This message reports an event, not an error  
**Severity** notice

## RPD\_LDP\_BFD\_UP

---

**System Log Message** LDP BFD session for FEC *fec-address* came up  
**Description** The routing protocol process (rpd) determined that the Label Distribution Protocol (LDP) Bidirectional Forwarding Detection (BFD) protocol session for the indicated forwarding equivalence class (FEC) came up.  
**Type** Event: This message reports an event, not an error  
**Severity** notice

## RPD\_LDP\_INTF\_BLOCKED

---

**System Log Message** Duplicate session ID detected from *neighbor-address*i, interface *interface-name*, blocking interface  
**Description** Label Distribution Protocol (LDP) operations were blocked on the indicated interface because the same session ID was detected across multiple interfaces but per-interface transport addresses are in use.  
**Type** Event: This message reports an event, not an error  
**Severity** warning

## RPD\_LDP\_INTF\_UNBLOCKED

---

**System Log Message** LDP interface *interface-name* is now unblocked  
**Description** The indicated interface returned to the normal Label Distribution Protocol (LDP) operational state. It was previously blocked because the routing protocol process (rpd) noticed that a duplicate session ID was being used.  
**Type** Event: This message reports an event, not an error  
**Severity** warning

## RPD\_LDP\_NBRDOWN

---

**System Log Message** LDP neighbor *neighbor-address*i (*interface-name*) is down

**Description** A Label Distribution Protocol (LDP) adjacency was terminated because the indicated neighbor stopped communicating. If the adjacency was the only one with this neighbor, the routing protocol process (rpd) terminated the associated LDP session.

**Type** Event: This message reports an event, not an error

**Severity** notice

## RPD\_LDP\_NBRUP

---

**System Log Message** LDP neighbor *neighbor-addressi (interface-name)* is up

**Description** A Label Distribution Protocol (LDP) adjacency with the indicated neighbor became active. The routing protocol process (rpd) established an LDP session with the neighbor if one did not already exist.

**Type** Event: This message reports an event, not an error

**Severity** info

## RPD\_LDP\_PING\_DOWN

---

**System Log Message** LDP LSP ping failure for FEC *fec-address*

**Description** The routing protocol process (rpd) determined that LSP ping returned error for the indicated forwarding equivalence class (FEC) of Label Distribution Protocol (LDP).

**Type** Event: This message reports an event, not an error

**Severity** notice

## RPD\_LDP\_SESSIONDOWN

---

**System Log Message** LDP session *neighbor-addressi* is down, reason: *reason*

**Description** The routing protocol process (rpd) terminated a Label Distribution Protocol (LDP) session with the indicated neighbor and deleted all labels exchanged during the session.

**Type** Event: This message reports an event, not an error

**Severity** notice

## RPD\_LDP\_SESSIONUP

---

**System Log Message** LDP session *neighbor-addressi* is up

**Description** The routing protocol process (rpd) established a Label Distribution Protocol (LDP) session with the indicated neighbor. The routers began exchanging labels.

**Type** Event: This message reports an event, not an error

**Severity** info

## RPD\_LMP\_ALLOC\_ACK

---

**System Log Message** Unknown context in ALLOC\_ACK message



**Description** The routing protocol process (rpd) received a label allocation acknowledgment that contained invalid context.

**Type** Error: An error occurred

**Severity** error

## RPD\_LMP\_ALLOC\_REQUEST\_TIMEOUT

---

**System Log Message** Allocation request timeout for context *0xaddress*, client request ID *0xrequest-id*

**Description** The label allocation request with the indicated client request ID and for the indicated context timed out before completion.

**Type** Event: This message reports an event, not an error

**Severity** error

## RPD\_LMP\_CONTROL\_CHANNEL

---

**System Log Message** *operation* operation failed: control channel *logical-interface-index* unknown

**Description** The routing protocol process (rpd) received a message that specified the indicated type of operation on the indicated control channel. The channel does not exist.

**Type** Error: An error occurred

**Severity** error

## RPD\_LMP\_NO\_CALLBACK

---

**System Log Message** No function callback for label removed event

**Description** The routing protocol process (rpd) could not notify a client that a label was removed, because there was no function callback for the removal event.

**Type** Error: An error occurred

**Severity** error

## RPD\_LMP\_NO\_MEMORY

---

**System Log Message** *function-name*: malloc() failed (*error-message*, errno *error-code*)

**Description** The routing protocol process (rpd) could not allocate memory.

**Type** Error: An error occurred

**Severity** error

**Cause** An internal software failure occurred.

## RPD\_LMP\_NO\_PEER

---

**System Log Message** Peer *peer-id* not found for TE link *link-name* (index *link-id*)

**Description** The routing protocol process (rpd) could not locate the indicated peer while processing a TE LINK message for the traffic-engineering link with the indicated name and index.

**Type** Error: An error occurred

**Severity** error

## RPD\_LMP\_PEER

---

**System Log Message** *operation operation failed: peer *peer-name* (index *peer-id*) reason*

**Description** The routing protocol process (rpd) could not perform the indicated operation for the peer with the indicated name and index, for the indicated reason.

**Type** Error: An error occurred

**Severity** error

## RPD\_LMP\_PEER\_IFL

---

**System Log Message** *operation operation failed because *reason* for peer *peer-name* (index *peer-id*): *error-message* (errno *error-code*)*

**Description** The routing protocol process (rpd) could not perform the indicated operation for the peer with the indicated name and index, for the indicated reason.

**Type** Error: An error occurred

**Severity** error

## RPD\_LMP\_PEER\_INDEX

---

**System Log Message** No more peer indexes

**Description** No more peer indexes were available for allocation.

**Type** Event: This message reports an event, not an error

**Severity** error

## RPD\_LMP\_RESOURCE

---

**System Log Message** *operation operation failed: resource *resource* (type *type*, index *index*) reason*

**Description** The routing protocol process (rpd) could not perform the indicated operation for the resource with the indicated name, type, and index, for the indicated reason.

**Type** Error: An error occurred

**Severity** error

## RPD\_LMP\_RESOURCE\_NO\_LINK

---

**System Log Message** TE link *link-id* not found for resource *resource* (type *type*, index *index*)

**Description** The routing protocol process (rpd) could not locate the indicated traffic-engineering link for the resource with the indicated name, type, and index.

**Type** Error: An error occurred  
**Severity** error

## RPD\_LMP\_SEND

---

**System Log Message** *function-name*: handling write exception (*error-message*, *errno error-code*)  
**Description** The routing protocol process (rpd) could not send a message to the Label Management Protocol (LMP) process (lmpd).  
**Type** Error: An error occurred  
**Severity** error

## RPD\_LMP\_SEND\_ALLOCATION\_MESSAGE

---

**System Log Message** Unable to send allocation message: *error-message* (*error-code*)  
**Description** The routing protocol process (rpd) could not send an allocation message.  
**Type** Error: An error occurred  
**Severity** error

## RPD\_LMP\_SYSFAIL

---

**System Log Message** Unable to start *type* timer  
**Description** The routing protocol process (rpd) discovered that the Label Management Protocol (LMP) process (lmpd) was not running. The rpd process attempted to start the indicated type of timer for restarting the lmpd process or reestablishing a connection to it, but the attempt failed.  
**Type** Error: An error occurred  
**Severity** error  
**Cause** An internal software failure occurred.  
**Action** Examine the messages that immediately follow this message in the system log for information about possible reasons that lmpd failed.

## RPD\_LMP\_TE\_LINK

---

**System Log Message** *operation* operation failed: TE link *link-name* (index *index*) *reason*  
**Description** The routing protocol process (rpd) could not perform the indicated operation for the traffic-engineering link with the indicated name and index, for the indicated reason.  
**Type** Error: An error occurred  
**Severity** error

## RPD\_LMP\_TE\_LINK\_INDEX

---

**System Log Message** No more TE-link indexes

**Description** No more traffic-engineering link indexes were available for allocation.

**Type** Event: This message reports an event, not an error

**Severity** error

## RPD\_LMP\_UNEXPECTED\_OPCODE

---

**System Log Message** *message-type* message had unexpected operation code *operation-code*

**Description** The routing protocol process (rpd) received the indicated type of message, which had the indicated invalid operation code.

**Type** Error: An error occurred

**Severity** error

## RPD\_LOCK\_FLOCKED

---

**System Log Message** Unable to obtain a lock on *filename*, is another copy of rpd running?

**Description** The routing protocol process (rpd) could not obtain the mutual exclusion lock that prevents more than one instance of rpd from running simultaneously. The system terminated the indicated process.

**Type** Error: An error occurred

**Severity** error

**Cause** Another rpd process is running.

**Action** Use the 'show system process' command to verify that another rpd is running.

## RPD\_LOCK\_LOCKED

---

**System Log Message** Unable to obtain a lock on *filename*, *program-name*[*pid*] is still running

**Description** The routing protocol process (rpd) could not obtain the mutual exclusion lock that prevents more than one instance of rpd from running simultaneously. The system terminated this instance of rpd.

**Type** Error: An error occurred

**Severity** error

**Cause** Another rpd is running.

**Action** Use the 'show system process' command to verify that another rpd is running.

## RPD\_MC\_CFG\_CREATE\_ENTRY\_FAILED

---

**System Log Message** Could not create entry for *entry*.

**Description** The multicast configuration request failed because the routing protocol process (rpd) failed to create the specified configuration entry.

**Type** Error: An error occurred

<b>Severity</b>	error
<b>Action</b>	Contact your technical support representative.

## RPD\_MC\_COSD\_WRITE\_ERROR

---

<b>System Log Message</b>	Unable to write to pipe to COS process: <i>(error-message)</i>
<b>Description</b>	The routing protocol process (rpd) could not write a message on the write pipe to the Class Of Service process (cosd).
<b>Type</b>	Error: An error occurred
<b>Severity</b>	info
<b>Action</b>	Contact your technical support representative.

## RPD\_MC\_DESIGNATED\_PE\_CHANGE

---

<b>System Log Message</b>	Designated forwarder changed to <i>ip-address</i> for backup-pe-group <i>group-name</i> in <i>routing-instance</i> instance
<b>Description</b>	The routing protocol daemon (rpd) assigned the indicated Provider Edge (PE) as the new designated forwarder of the indicated routing instance for the indicated backup-pe-group.
<b>Type</b>	Event: This message reports an event, not an error
<b>Severity</b>	notice

## RPD\_MC\_DYN\_CFG\_ALREADY\_BOUND

---

<b>System Log Message</b>	Dynamic configuration session id <i>client-session-id</i> for interface <i>interface-name</i> is already bound to interface <i>old-interface-name</i> .
<b>Description</b>	The dynamic configuration instantiation request was rejected because the specified dynamic configuration session ID was already bound to another interface.
<b>Type</b>	Error: An error occurred
<b>Severity</b>	error
<b>Action</b>	Unbind the session ID from the existing interface.

## RPD\_MC\_DYN\_CFG\_SES\_ID\_ADD\_FAIL

---

<b>System Log Message</b>	Failed to add dynamic configuration session id <i>client-session-id</i> to interface <i>interface-name</i> .
<b>Description</b>	The dynamic configuration instantiation request was rejected because the routing protocol process failed to associate the specified dynamic configuration session ID with the specified interface.
<b>Type</b>	Error: An error occurred
<b>Severity</b>	error

**Action** Contact your technical support representative.

## RPD\_MC\_DYN\_CFG\_SES\_ID\_MISMATCH

---

**System Log Message** Dynamic configuration entry for interface *interface-name* with session id *client-session-id* found an existing entry with a different session id of *client-session-id-1*.

**Description** The dynamic configuration instantiation request was rejected because the request matched an existing dynamic configuration block that had a different session ID.

**Type** Error: An error occurred

**Severity** error

**Action** Contact your technical support representative.

## RPD\_MC\_LOCAL\_DESIGNATED\_PE

---

**System Log Message** Local PE is now the designated forwarder for backup-pe-group *group-name* in *routing-instance* instance

**Description** The routing protocol daemon (rpd) selected the local Provider Edge (PE) as the designated forwarder of the indicated routing instance for the indicated backup-pe-group.

**Type** Event: This message reports an event, not an error

**Severity** notice

## RPD\_MC\_OIF\_REJECT

---

**System Log Message** Interface *interface-name* is rejected due to lack of bw

**Description** When multicast bandwidth admission control is applied, an interface may not be put into the downstream interface list for a forwarding cache if the interface does not have enough bandwidth for the flow, even when a multicast protocol determines that there are local/downstream receivers.

**Type** Event: This message reports an event, not an error

**Severity** info

## RPD\_MC\_OIF\_RE\_ADMIT

---

**System Log Message** Interface *interface-name* is re-admitted with newly available bw

**Description** The indicated downstream interface that was previously rejected was readmitted for the flow because there was newly available bandwidth on the interface.

**Type** Event: This message reports an event, not an error

**Severity** info

## RPD\_MGMT\_TIMEOUT

---

**System Log Message** Connection to management peer *process-name* timed out waiting for input

<b>Description</b>	The connection between the routing protocol process (rpd) and the indicated management process (mgd) timed out before input arrived from the mgd process.
<b>Type</b>	Error: An error occurred
<b>Severity</b>	warning

## RPD\_MIRROR\_ERROR

---

<b>System Log Message</b>	Unable to establish mirror connection between Routing Engines: <i>error-message</i>
<b>Description</b>	The routing protocol process (rpd) could not establish the mirror connection (which supports nonstop routing) between the master and backup Routing Engines.
<b>Type</b>	Error: An error occurred
<b>Severity</b>	warning
<b>Cause</b>	The master and backup Routing Engines are running incompatible versions of the JUNOS software.
<b>Action</b>	Update the JUNOS software to compatible versions on the master and backup Routing Engines.

## RPD\_MIRROR\_VERSION\_MISMATCH

---

<b>System Log Message</b>	Versions of mirror software on Routing Engines are incompatible: <i>error-message</i>
<b>Description</b>	While trying to establish the mirror connection between the master and backup Routing Engines (which supports nonstop routing), the routing protocol process (rpd) determined that the versions of JUNOS software on the Routing Engines were incompatible.
<b>Type</b>	Error: An error occurred
<b>Severity</b>	warning
<b>Action</b>	Update the JUNOS software to compatible versions on the master and backup Routing Engines.

## RPD\_MLD\_ACCOUNTING\_OFF

---

<b>System Log Message</b>	<i>interface-name time</i>
<b>Description</b>	The Multicast Listener Discovery (MLD) accounting for the indicated interface was disabled at the indicated time.
<b>Type</b>	Event: This message reports an event, not an error
<b>Severity</b>	info

## RPD\_MLD\_ACCOUNTING\_ON

---

<b>System Log Message</b>	<i>interface-name time</i>
<b>Description</b>	The Multicast Listener Discovery (MLD) accounting for the indicated interface was enabled at the indicated time.

**Type** Event: This message reports an event, not an error  
**Severity** info

### RPD\_MLD\_ALL\_SUBSCRIBERS\_DELETED

---

**System Log Message** All MLD subscribers on interface *interface-name* deleted at *time* because the interface is down

**Description** All MLD subscribers have been deleted because the interface is down.

**Type** Event: This message reports an event, not an error  
**Severity** info

### RPD\_MLD\_CFG\_CREATE\_ENTRY\_FAILED

---

**System Log Message** Could not create entry for *entry*.

**Description** MLD failed to create the indicated configuration entry. The configuration request failed.

**Type** Error: An error occurred  
**Severity** error  
**Action** Contact your technical support representative.

### RPD\_MLD\_CFG\_GROUP\_OUT\_OF\_RANGE

---

**System Log Message** The combination of group-count *count* and group-increment *ip-address* causes some of the groups out of range.

**Description** The configuration request failed because the indicated configuration object contained a group that is out of range.

**Type** Error: An error occurred  
**Severity** error  
**Action** Modify configuration statement to use a valid value.

### RPD\_MLD\_CFG\_INVALID\_VALUE

---

**System Log Message** The *object-name* configuration object *identifier* field has an invalid value of *value*

**Description** The configuration request failed because the indicated configuration object contained the indicated invalid value.

**Type** Error: An error occurred  
**Severity** error  
**Action** Modify configuration statement to use a valid value.



## RPD\_MLD\_CFG\_SOURCE\_OUT\_OF\_RANGE

---

<b>System Log Message</b>	The combination of source-count <i>count</i> and source-increment <i>ip-address</i> causes some of the sources out of range.
<b>Description</b>	The configuration request failed because the indicated configuration object contained a source that is out of range.
<b>Type</b>	Error: An error occurred
<b>Severity</b>	error
<b>Action</b>	Modify configuration statement to use a valid value.

## RPD\_MLD\_DYN\_CFG\_ALREADY\_BOUND

---

<b>System Log Message</b>	Dynamic configuration session id <i>client-session-id</i> for interface <i>interface-name</i> is already bound to interface <i>old-interface-name</i> .
<b>Description</b>	The indicated dynamic configuration session id is already bound to another interface. The dynamic configuration instantiation request was rejected.
<b>Type</b>	Error: An error occurred
<b>Severity</b>	error
<b>Action</b>	Unbind session id from existing interface.

## RPD\_MLD\_DYN\_CFG\_INVALID\_STMT

---

<b>System Log Message</b>	Invalid dynamic configuration statement: <i>configuration-statement</i>
<b>Description</b>	The indicated dynamic configuration statement was invalid. The dynamic configuration instantiation request was rejected.
<b>Type</b>	Error: An error occurred
<b>Severity</b>	error
<b>Action</b>	Remove the unsupported configuration statement.

## RPD\_MLD\_DYN\_CFG\_SES\_ID\_ADD\_FAIL

---

<b>System Log Message</b>	Failed to add dynamic configuration session id <i>client-session-id</i> to interface <i>interface-name</i> .
<b>Description</b>	Failed to associate the indicated dynamic configuration session id to specified interface. The dynamic configuration instantiation request was rejected.
<b>Type</b>	Error: An error occurred
<b>Severity</b>	error

**RPD\_MLD\_DYN\_CFG\_SES\_ID\_MISMATCH**

---

<b>System Log Message</b>	Dynamic configuration entry for interface <i>interface-name</i> with session id <i>client-session-id</i> found an existing entry with a different session id of <i>client-session-id-1</i> .
<b>Description</b>	The dynamic configuration instantiation request matched an existing dynamic configuration block that had a different session id. The dynamic configuration instantiation request was rejected.
<b>Type</b>	Error: An error occurred
<b>Severity</b>	error
<b>Action</b>	Contact your technical support representative.

**RPD\_MLD\_JOIN**

---

<b>System Log Message</b>	Listener <i>source-address</i> sent a join to <i>destination-address</i> for group <i>group-address</i> source <i>sender-address</i> on interface <i>interface-name</i> at time
<b>Description</b>	MLD join event.
<b>Type</b>	Event: This message reports an event, not an error
<b>Severity</b>	info

**RPD\_MLD\_LEAVE**

---

<b>System Log Message</b>	Listener <i>source-address</i> sent a leave to <i>destination-address</i> for group <i>group-address</i> source <i>sender-address</i> on interface <i>interface-name</i> at time
<b>Description</b>	MLD leave event.
<b>Type</b>	Event: This message reports an event, not an error
<b>Severity</b>	info

**RPD\_MLD\_MEMBERSHIP\_TIMEOUT**

---

<b>System Log Message</b>	Membership timeout for listener <i>source-address</i> for group <i>group-address</i> source <i>sender-address</i> on interface <i>interface-name</i> at time
<b>Description</b>	MLD group membership timeout.
<b>Type</b>	Event: This message reports an event, not an error
<b>Severity</b>	info

**RPD\_MLD\_ROUTER\_VERSION\_MISMATCH**

---

<b>System Log Message</b>	MLD version mismatch on <i>interface-name</i> . Local version: <i>local-version</i> Remote version: <i>remote-version</i>
<b>Description</b>	The MLD version running on the local router does not match the one received in the query

**Type** Event: This message reports an event, not an error  
**Severity** warning

## RPD\_MPLS\_INTERFACE\_ROUTE\_ERROR

---

**System Log Message** Unable to add route in table *table-name* for label *mpls-label* pointing to *interface-name*  
**Description** There was a failure in adding a Multiprotocol Label Switching (MPLS) route pointing to an interface  
**Type** Event: This message reports an event, not an error  
**Severity** notice

## RPD\_MPLS\_LSP\_AUTOBW\_NOTICE

---

**System Log Message** mpls LSP *lsp-name* Autobw already in progress, ignoring new trigger  
**Description** The auto-bandwidth adjustment for the indicated Multiprotocol Label Switching (MPLS) label-switched path (LSP) already in progress, ignoring new trigger.  
**Type** Event: This message reports an event, not an error  
**Severity** notice

## RPD\_MPLS\_LSP\_BANDWIDTH\_CHANGE

---

**System Log Message** MPLS LSP *lsp-name* bandwidth changed, lsp bandwidth *bandwidth* bps  
**Description** The bandwidth associated with the indicated Multiprotocol Label Switching (MPLS) label-switched path (LSP) changed.  
**Type** Event: This message reports an event, not an error  
**Severity** warning

## RPD\_MPLS\_LSP\_CHANGE

---

**System Log Message** MPLS LSP *lsp-name* change on *path-type(pathname)* Route *lsp-rro* lsp bandwidth *bandwidth* bps  
**Description** The indicated Multiprotocol Label Switching (MPLS) label-switched path (LSP) was rerouted and its Record Route Object (RRO) changed.  
**Type** Event: This message reports an event, not an error  
**Severity** warning

## RPD\_MPLS\_LSP\_DOWN

---

**System Log Message** MPLS LSP *lsp-name* down on *path-type(pathname)*  
**Description** The indicated Multiprotocol Label Switching (MPLS) label-switched path (LSP) went down and could not be used to send traffic.  
**Type** Event: This message reports an event, not an error

**Severity** warning

## RPD\_MPLS\_LSP\_SWITCH

---

**System Log Message** MPLS LSP *lsp-name* switch from *old-path-type(old-pathname)* to *new-path-type(new-pathname)*, Route *lsp-rro*: *reason* lsp bandwidth *bandwidth* bps

**Description** The indicated Multiprotocol Label Switching (MPLS) label-switched path (LSP) switched from primary path to secondary path or vice versa.

**Type** Event: This message reports an event, not an error

**Severity** warning

## RPD\_MPLS\_LSP\_UP

---

**System Log Message** MPLS LSP *lsp-name* up on *path-type(pathname)* Route *lsp-rro* lsp bandwidth *bandwidth* bps

**Description** The indicated Multiprotocol Label Switching (MPLS) label-switched path (LSP) came up and could be used to send traffic.

**Type** Event: This message reports an event, not an error

**Severity** warning

## RPD\_MPLS\_OAM\_LSP\_PING\_REPLY\_ERR

---

**System Log Message** Received ping reply with an error: *error-code*.

**Description** Received a LSP ping reply with an error code, for the ping request sent. If any failure action is configured, the failure action will get executed

**Type** Event: This message reports an event, not an error

**Severity** error

## RPD\_MPLS\_OAM\_PING\_REPLY\_TIMEOUT

---

**System Log Message** LSP ping reply timed out

**Description** LSP ping timed out waiting for a reply. If any failure action is configured, the failure action will get executed

**Type** Event: This message reports an event, not an error

**Severity** error

## RPD\_MPLS\_OAM\_READ\_ERROR

---

**System Log Message** Unable to read from pipe to MPLS OAM process: *reason (error-message)*

**Description** The routing protocol process (rpd) could not read a message available on the read pipe from the MPLS Operation, Administration, and Maintenance process (mplsoamd).

**Type** Error: An error occurred

<b>Severity</b>	info
<b>Action</b>	Contact your technical support representative.

## RPD\_MPLS\_OAM\_WRITE\_ERROR

---

<b>System Log Message</b>	Unable to write to pipe to MPLS OAM process: <i>(error-message)</i>
<b>Description</b>	The routing protocol process (rpd) could not write a message on the write pipe to the MPLS Operation, Administration, and Maintenance process (mplsoamd).
<b>Type</b>	Error: An error occurred
<b>Severity</b>	info
<b>Action</b>	Contact your technical support representative.

## RPD\_MPLS\_PATH\_BANDWIDTH\_CHANGE

---

<b>System Log Message</b>	MPLS path <i>pathname</i> (lsp <i>lsp-name</i> ) bandwidth changed, path bandwidth <i>bandwidth</i> bps
<b>Description</b>	The bandwidth associated with the indicated Multiprotocol Label Switching (MPLS) path changed.
<b>Type</b>	Event: This message reports an event, not an error
<b>Severity</b>	warning

## RPD\_MPLS\_PATH\_BFD\_DOWN

---

<b>System Log Message</b>	BFD session for MPLS path <i>pathname</i> went down on LSP <i>lsp-name</i>
<b>Description</b>	The routing protocol process (rpd) determined that the Bidirectional Forwarding Detection (BFD) protocol session for the indicated Multiprotocol Label Switching (MPLS) path terminated on the indicated label-switched path (LSP).
<b>Type</b>	Event: This message reports an event, not an error
<b>Severity</b>	notice

## RPD\_MPLS\_PATH\_BFD\_UP

---

<b>System Log Message</b>	BFD session for MPLS path <i>pathname</i> came up on LSP <i>lsp-name</i>
<b>Description</b>	The routing protocol process (rpd) determined that the Bidirectional Forwarding Detection (BFD) protocol session for the indicated Multiprotocol Label Switching (MPLS) path came up on the indicated label-switched path (LSP).
<b>Type</b>	Event: This message reports an event, not an error
<b>Severity</b>	notice

## RPD\_MPLS\_PATH\_BW\_NOT\_AVAILABLE

---

<b>System Log Message</b>	Unable to satisfy bandwidth configured for MPLS path <i>pathname</i> on LSP <i>lsp-name</i>
---------------------------	---

<b>Description</b>	The bandwidth setting for the indicated Multiprotocol Label Switching (MPLS) path and label-switched path (LSP) was changed recently, but attempts to apply the new setting failed. The LSP continued to use the previous amount of bandwidth.
<b>Type</b>	Event: This message reports an event, not an error
<b>Severity</b>	warning
<b>Action</b>	Determine the reason that the bandwidth could not change and make the necessary changes to the software configuration, hardware configuration, or both.

## RPD\_MPLS\_PATH\_DOWN

---

<b>System Log Message</b>	MPLS path <i>pathname</i> down on LSP <i>lsp-name</i>
<b>Description</b>	The indicated Multiprotocol Label Switching (MPLS) path went down on the indicated label-switched path (LSP).
<b>Type</b>	Event: This message reports an event, not an error
<b>Severity</b>	warning

## RPD\_MPLS\_PATH\_PING\_DOWN

---

<b>System Log Message</b>	LSP ping failure occurred for MPLS path <i>pathname</i> on LSP <i>lsp-name</i>
<b>Description</b>	The routing protocol process (rpd) determined that the LSP ping returned error for the indicated Multiprotocol Label Switching (MPLS) path terminated on the indicated label-switched path (LSP).
<b>Type</b>	Event: This message reports an event, not an error
<b>Severity</b>	notice

## RPD\_MPLS\_PATH\_UP

---

<b>System Log Message</b>	MPLS path <i>pathname</i> up on LSP <i>lsp-name</i> path bandwidth <i>bandwidth</i> bps
<b>Description</b>	The indicated Multiprotocol Label Switching (MPLS) path came up on the indicated label-switched path (LSP).
<b>Type</b>	Event: This message reports an event, not an error
<b>Severity</b>	warning

## RPD\_MPLS\_TABLE\_ROUTE\_ERROR

---

<b>System Log Message</b>	Unable to add route in table <i>table-name</i> for label <i>mpls-label</i> pointing to <i>next-table-name</i>
<b>Description</b>	There was a failure in adding a Multiprotocol Label Switching (MPLS) route pointing to another MPLS routing table
<b>Type</b>	Event: This message reports an event, not an error
<b>Severity</b>	notice

## RPD\_MSDP\_PEER\_DOWN

---

<b>System Log Message</b>	MSDP peer <i>peer-address</i> peer-group <i>peer-group</i> out of Established state
<b>Description</b>	The indicated MSDP peer left the Established state. The routing protocol process (rpd) deleted all active sources learned from the peer and will no longer send 'Source Active' messages to it.
<b>Type</b>	Event: This message reports an event, not an error
<b>Severity</b>	notice

## RPD\_MSDP\_PEER\_UP

---

<b>System Log Message</b>	MSDP peer <i>peer-address</i> peer-group <i>peer-group</i> into Established state
<b>Description</b>	The indicated MSDP peer entered the Established state.
<b>Type</b>	Event: This message reports an event, not an error
<b>Severity</b>	info

## RPD\_MSDP\_SRC\_ACTIVE\_OVER\_LIMIT

---

<b>System Log Message</b>	Number of MSDP source-active messages about <i>originator</i> exceeded configured limit <i>message</i>
<b>Description</b>	The number of MSDP source-active messages received from the indicated instance, peer, or source exceeded the configured limit. All source-active messages are discarded until the limit is no longer exceeded. During periods when the event reported by this message occurs frequently, the routing protocol process (rpd) does not log every occurrence. In this case, the repetitions field in the message indicates how many times the event occurred since the rpd process previously logged this message.
<b>Type</b>	Event: This message reports an event, not an error
<b>Severity</b>	notice

## RPD\_MSDP\_SRC\_ACTIVE\_OVER\_THRESH

---

<b>System Log Message</b>	Number of MSDP source-active messages about <i>originator</i> exceeded configured threshold <i>message</i>
<b>Description</b>	The number of MSDP source-active messages received from the indicated instance, peer, or source exceeded the configured threshold. Until the threshold is no longer exceeded, a random early discard (RED) profile is applied to incoming messages so that only some of them are accepted. During periods when the event reported by this message occurs frequently, the routing protocol process (rpd) does not log every occurrence. In this case, the repetitions field in the message indicates how many times the event occurred since the rpd process previously logged this message.
<b>Type</b>	Event: This message reports an event, not an error
<b>Severity</b>	notice

**RPD\_MSDP\_SRC\_ACTIVE\_UNDER\_LIMIT**

---

<b>System Log Message</b>	Number of MSDP source-active messages about <i>originator</i> no longer exceeded configured limit <i>message</i>
<b>Description</b>	The number of MSDP source-active messages received from the indicated instance, peer, or source no longer exceeded the configured limit. Active-source messages are no longer discarded automatically. During periods when the event reported by this message occurs frequently, the routing protocol process (rpd) does not log every occurrence. In this case, the repetitions field in the message indicates how many times the event occurred since the rpd process previously logged this message.
<b>Type</b>	Event: This message reports an event, not an error
<b>Severity</b>	notice

**RPD\_MSDP\_SRC\_ACTIVE\_UNDER\_THRESH**

---

<b>System Log Message</b>	Number of MSDP source-active messages about <i>originator</i> no longer exceeded configured threshold <i>message</i>
<b>Description</b>	The number of MSDP source-active messages received from the indicated instance, peer, or source no longer exceeded the configured threshold. A random early discard (RED) profile is no longer applied to incoming messages. During periods when the event reported by this message occurs frequently, the routing protocol process (rpd) does not log every occurrence. In this case, the repetitions field in the message indicates how many times the event occurred since the rpd process previously logged this message.
<b>Type</b>	Event: This message reports an event, not an error
<b>Severity</b>	notice

**RPD\_OSPF\_CFGNBR\_P2P**

---

<b>System Log Message</b>	Ignored configured neighbors on point-to-point realm <i>realm-name</i> interface <i>interface-name</i> area <i>area-idi</i>
<b>Description</b>	For point-to-point interfaces, OSPF neighbors are learned by using hello messages, so the implicit configuration of neighbors was ignored for the indicated point-to-point interface.
<b>Type</b>	Error: An error occurred
<b>Severity</b>	warning
<b>Action</b>	Remove the neighbor configuration for the indicated interface.

**RPD\_OSPF\_LDP\_SYNC**

---

<b>System Log Message</b>	OSPF realm <i>realm-name</i> interface <i>interface-name</i> area <i>area-idi</i> advertised with infinite metric for <i>duration</i> seconds already due to loss of synchronization with LDP
---------------------------	---



<b>Description</b>	The OSPF protocol lost synchronization with the Label Distribution Protocol (LDP) on the indicated interface. As a consequence, it began advertising an infinite metric for the interface and has been doing so for the indicated number of seconds.
<b>Type</b>	Error: An error occurred
<b>Severity</b>	warning
<b>Action</b>	Determine why LDP lost synchronization with OSPF.

## RPD\_OSPF\_NBRDOWN

---

<b>System Log Message</b>	OSPF neighbor <i>neighbor-address</i> (realm <i>realm-name</i> interface <i>interface-name</i> area <i>area-idi</i> ) state changed from <i>old-state</i> to <i>new-state</i> due to <i>event-name</i> (event reason: <i>reason</i> )
<b>Description</b>	An OSPF adjacency with the indicated neighboring router was terminated. The local router no longer exchanges routing information with, or directs traffic to, the neighboring router.
<b>Type</b>	Event: This message reports an event, not an error
<b>Severity</b>	notice

## RPD\_OSPF\_NBRUP

---

<b>System Log Message</b>	OSPF neighbor <i>neighbor-address</i> (realm <i>realm-name</i> interface <i>interface-name</i> area <i>area-idi</i> ) state changed from <i>old-state</i> to <i>new-state</i> due to <i>event-name</i> (event reason: <i>reason</i> )
<b>Description</b>	An OSPF adjacency was established with the indicated neighboring router. The local router can now exchange information with it.
<b>Type</b>	Event: This message reports an event, not an error
<b>Severity</b>	info

## RPD\_OSPF\_OVERLOAD

---

<b>System Log Message</b>	OSPF instance <i>instance</i> topology <i>topology</i> is going into overload state: number of export prefixes ( <i>count</i> ) exceeded maximum allowed ( <i>maximum-value</i> )
<b>Description</b>	The indicated topology in the indicated OSPF instance became overloaded and will remain in that state until an administrator intervenes.
<b>Type</b>	Error: An error occurred
<b>Severity</b>	warning
<b>Cause</b>	The number of export prefixes exceeded the configured limit.
<b>Action</b>	Unconfigure or modify export policies that inject a large number of routes.

## RPD\_OS\_MEMHIGH

---

<b>System Log Message</b>	Using <i>size</i> KB of memory, <i>percentage-value</i> percent of available
<b>Description</b>	The routing protocol process (rpd) is using the indicated amount and percentage of Routing Engine memory, which is considered excessive.

<b>Type</b>	Error: An error occurred
<b>Severity</b>	error
<b>Cause</b>	Either rpd is leaking memory or the use of system resources is excessive, perhaps because routing filters are misconfigured or the configured network topology is very complex.
<b>Action</b>	Increase the amount of RAM in the Routing Engine.

### RPD\_PARSE\_BAD\_LR\_NAME

---

<b>System Log Message</b>	<i>executable-name</i> : logical system name " <i>logical-system-name</i> " exceeds <i>count</i> characters
<b>Description</b>	The indicated logical system name exceeds the indicated maximum number of characters.
<b>Type</b>	Error: An error occurred
<b>Severity</b>	error
<b>Action</b>	Assign a shorter name.

### RPD\_PARSE\_BAD\_OPTION

---

<b>System Log Message</b>	<i>executable-name</i> : command-line option <i>option</i> is invalid
<b>Description</b>	The command line used to start the indicated process included the indicated option, which is invalid. The process did not start.
<b>Type</b>	Error: An error occurred
<b>Severity</b>	error
<b>Action</b>	Reissue the command without the invalid option.

### RPD\_PARSE\_CMD\_ARG

---

<b>System Log Message</b>	<i>executable-name</i> : missing required argument for command-line option <i>option</i>
<b>Description</b>	The command line used to start the indicated process did not include the argument required by the indicated option. The process did not start.
<b>Type</b>	Error: An error occurred
<b>Severity</b>	error
<b>Action</b>	Reissue the command and include the required argument.

### RPD\_PARSE\_CMD\_DUPLICATE

---

<b>System Log Message</b>	<i>executable-name</i> : command-line option <i>option</i> is a duplicate
<b>Description</b>	The command line used to start the indicated process included the indicated duplicate option. The process did not start.
<b>Type</b>	Error: An error occurred

<b>Severity</b>	error
<b>Action</b>	Reissue the command without the duplicate option.

## RPD\_PARSE\_CMD\_EXTRA

---

<b>System Log Message</b>	<i>executable-name</i> : command-line option <i>option</i> is extraneous
<b>Description</b>	The command line used to start the indicated process included the indicated option, which is extraneous. The process did not start.
<b>Type</b>	Error: An error occurred
<b>Severity</b>	error
<b>Action</b>	Reissue the command and omit the extraneous option.

## RPD\_PIM\_NBRDOWN

---

<b>System Log Message</b>	PIM neighbor <i>neighbor-address</i> ( <i>interface-name</i> ) removed due to: <i>reason</i>
<b>Description</b>	The routing protocol process (rpd) declared the indicated PIM neighbor inactive.
<b>Type</b>	Event: This message reports an event, not an error
<b>Severity</b>	notice

## RPD\_PIM\_NBRUP

---

<b>System Log Message</b>	PIM new neighbor <i>neighbor-address</i> interface <i>interface-name</i>
<b>Description</b>	The routing protocol process (rpd) discovered the indicated new PIM neighbor on the indicated interface.
<b>Type</b>	Event: This message reports an event, not an error
<b>Severity</b>	info

## RPD\_PPM\_READ\_ERROR

---

<b>System Log Message</b>	Read error on pipe from ppmmd: <i>reason</i> ( <i>error-message</i> )
<b>Description</b>	The routing protocol process (rpd) could not read a message available on the read pipe from the periodic packet management process (ppmmd).
<b>Type</b>	Error: An error occurred
<b>Severity</b>	info
<b>Action</b>	Contact your technical support representative.

## RPD\_PPM\_WRITE\_ERROR

---

<b>System Log Message</b>	<i>function-name</i> : write error on pipe to ppmmd ( <i>error-message</i> )
<b>Description</b>	The routing protocol process (rpd) could not write a message on the pipe to the periodic packet management process (ppmmd).

<b>Type</b>	Error: An error occurred
<b>Severity</b>	error
<b>Action</b>	Contact your technical support representative.

## RPD\_RDISC\_CKSUM

---

<b>System Log Message</b>	Bad checksum for router solicitation from <i>source-address</i> to <i>destination-address</i>
<b>Description</b>	The routing protocol process (rpd) ignored a router discovery solicitation message from the indicated address because the checksum in the message's ICMP header was invalid.
<b>Type</b>	Event: This message reports an event, not an error
<b>Severity</b>	warning
<b>Cause</b>	The solicitation message was incorrectly generated or damaged in transit.
<b>Action</b>	Examine the host that generated the solicitation message.

## RPD\_RDISC\_NOMULTI

---

<b>System Log Message</b>	Ignoring interface <i>interface-address</i> on <i>interface-name</i> -- multicast not available
<b>Description</b>	The indicated interface was configured for router discovery, but does not support IP multicast operations as required. The routing protocol process (rpd) did not enable router discovery on the interface.
<b>Type</b>	Error: An error occurred
<b>Severity</b>	warning
<b>Action</b>	Do not configure router discovery on the interface.

## RPD\_RDISC\_NORECVIF

---

<b>System Log Message</b>	Unable to locate interface for router solicitation from <i>source-address</i> to <i>destination-address</i>
<b>Description</b>	The routing protocol process (rpd) ignored a router discovery solicitation message from the indicated router because the router's IP address does not share the IP prefix of the local router. The local router is not a candidate for the indicated router because they are not on the same network.
<b>Type</b>	Event: This message reports an event, not an error
<b>Severity</b>	warning
<b>Cause</b>	Although the indicated router seems to be locally attached, no interfaces on the local router are configured to handle its IP address. Either the indicated router is configured with the wrong IP address, or the local router is not correctly configured for the network that the indicated router is using.
<b>Action</b>	Ignore this message if it indicates the desired configuration, or reconfigure one or both routers to share a common network.

**RPD\_RDISC\_SOLICITADDR**

---

<b>System Log Message</b>	Expected multicast ( <i>expected-address</i> ) for router solicitation from <i>source-address</i> to <i>destination-address</i>
<b>Description</b>	A router discovery solicitation message received from the indicated address was not sent to the expected multicast address for all routers.
<b>Type</b>	Event: This message reports an event, not an error
<b>Severity</b>	warning
<b>Action</b>	Examine the configuration of the router that generated the router discovery solicitation message.

**RPD\_RDISC\_SOLICITICMP**

---

<b>System Log Message</b>	Nonzero ICMP code ( <i>value</i> ) for router solicitation from <i>source-address</i> to <i>destination-address</i>
<b>Description</b>	The routing protocol process (rpd) ignored a router discovery solicitation message from the indicated router because the ICMP code in the message header was nonzero.
<b>Type</b>	Event: This message reports an event, not an error
<b>Severity</b>	warning
<b>Cause</b>	The solicitation message was incorrectly generated.
<b>Action</b>	Examine the host that generated the solicitation message.

**RPD\_RDISC\_SOLICITLEN**

---

<b>System Log Message</b>	Insufficient length ( <i>length</i> ) for router solicitation from <i>source-address</i> to <i>destination-address</i>
<b>Description</b>	The routing protocol process (rpd) ignored a router discovery solicitation message from the indicated router, because the indicated message length is too short.
<b>Type</b>	Event: This message reports an event, not an error
<b>Severity</b>	warning
<b>Cause</b>	The solicitation message was incorrectly generated.
<b>Action</b>	Examine the host that generated the solicitation message.

**RPD\_RIP\_AUTH\_REQUEST**

---

<b>System Log Message</b>	Request with invalid authentication from <i>source-address</i> ( <i>interface-name</i> )
<b>Description</b>	The routing protocol process (rpd) ignored an RIP request because the request authentication failed.
<b>Type</b>	Event: This message reports an event, not an error

**Severity** notice

## RPD\_RIP\_AUTH\_UPDATE

---

**System Log Message** Update with invalid authentication from *source-address (interface-name)*

**Description** The routing protocol process (rpd) ignored a RIP update because authentication of the update failed.

**Type** Event: This message reports an event, not an error

**Severity** notice

## RPD\_RIP\_JOIN\_BROADCAST

---

**System Log Message** Unable to get broadcast address on *interface-name*; using the all-ones address

**Description** RIP cannot run on the indicated interface because the routing protocol process (rpd) could not obtain the broadcast address on the interface as required for running RIP version 1 or version 2 in compatibility mode.

**Type** Error: An error occurred

**Severity** error

## RPD\_RIP\_JOIN\_MULTICAST

---

**System Log Message** Unable to join multicast group on *interface-name: error-message*

**Description** RIP cannot run on the indicated interface, because the routing protocol process (rpd) could not join the RIP multicast group as required for RIP version 2 multicast updates.

**Type** Error: An error occurred

**Severity** error

## RPD\_RSVP\_BACKUP\_DOWN

---

**System Log Message** Backup for protecting LSP *lsp-name* down, using bypass *bypass-lsp-name* reason

**Description** When link protection is enabled, a backup label-switched path (LSP) is needed to maintain a protected LSP's control-plane connectivity when topology failures are detected. The backup LSP for the indicated protected LSP failed. The failure can cause traffic loss because the protected LSP tears down when there is no backup. If the reason for the backup failure can be determined, it is reported in the message.

**Type** Event: This message reports an event, not an error

**Severity** warning

## RPD\_RSVP\_BYPASS\_DOWN

---

**System Log Message** RSVP bypass *bypass-lsp-name* for protecting interface *interface-name* went down reason

**Description** The indicated RSVP link-protection bypass, which was protecting the indicated interface, was terminated. If the reason for the termination can be determined, it is reported in the message.

**Type** Event: This message reports an event, not an error  
**Severity** warning

## RPD\_RSVP\_BYPASS\_UP

---

**System Log Message** RSVP bypass *bypass-lsp-name* for protecting interface *interface-name* came up  
**Description** The indicated RSVP link-protection bypass was established to protect the indicated interface.  
**Type** Event: This message reports an event, not an error  
**Severity** warning

## RPD\_RSVP\_LSP\_SWITCH

---

**System Log Message** RSVP LSP *lsp-name* switched to backup; using bypass LSP *bypass-lsp-name*, route *lsp-rro*  
**Description** RSVP detected a failure downstream for the indicated label-switched path (LSP) and switched it to a backup using the indicated bypass LSP.  
**Type** Event: This message reports an event, not an error  
**Severity** warning  
**Cause** The downstream interface or router for the LSP went down.

## RPD\_RSVP\_MAXIMUM\_SESSIONS

---

**System Log Message** RSVP maximum session limit of *limit* reached  
**Description** The routing protocol process (rpd) could not set up an RSVP session because the indicated limit on the number of sessions was reached.  
**Type** Event: This message reports an event, not an error  
**Severity** warning

## RPD\_RSVP\_NBRDOWN

---

**System Log Message** RSVP neighbor *neighbor-address* down on interface *interface-name*, *reason*  
**Description** The RSVP neighbor to the indicated address was terminated.  
**Type** Event: This message reports an event, not an error  
**Severity** warning  
**Cause** The communication path to the neighboring router was disrupted, a protocol error occurred, or the neighboring router was powered down.

## RPD\_RSVP\_NBRUP

---

**System Log Message** RSVP neighbor *neighbor-address* up on interface *interface-name*

**Description** An RSVP neighbor was established to the indicated address.

**Type** Event: This message reports an event, not an error

**Severity** warning

## RPD\_RT\_CFG\_CREATE\_ENTRY\_FAILED

---

**System Log Message** Could not create entry *entry*

**Description** RT failed to create the indicated configuration entry. The configuration request failed.

**Type** Error: An error occurred

**Severity** error

**Action** Contact your technical support representative.

## RPD\_RT\_CFG\_INVALID\_VALUE

---

**System Log Message** The *object-name* configuration object *identifier* field has an invalid value of *value*

**Description** The configuration request failed because the indicated configuration object contained the indicated invalid value.

**Type** Error: An error occurred

**Severity** error

**Action** Modify configuration statement to use a valid value.

## RPD\_RT\_DUPLICATE\_RD

---

**System Log Message** routing-instance *routing-instance* has duplicate route-distinguisher *route-discriminator* as routing-instance *existing-routing-instance*

**Description** The route-distinguisher assigned to this routing instance has already been assigned to another routing instance (as indicated).

**Type** Error: An error occurred

**Severity** error

## RPD\_RT\_ERROR

---

**System Log Message** *rt\_event\_event-name*: fatal state error

**Description** A route in the routing table was found to be in an unrecoverable error state.

**Type** Error: An error occurred

**Severity** critical

## RPD\_RT\_IFUP

---

**System Log Message** UP route for interface *interface-name* index *logical-interface-index* *address/prefix-length*



<b>Description</b>	The interface route for the indicated interface and prefix changed state from down to up, becoming available for routing.
<b>Type</b>	Event: This message reports an event, not an error
<b>Severity</b>	warning

## RPD\_RT\_PATH\_LIMIT\_BELOW

---

<b>System Log Message</b>	Number of paths ( <i>count</i> ) in table <i>table-name</i> is now less than the configured maximum ( <i>limit</i> )
<b>Description</b>	The number of paths in the indicated routing table previously equaled or exceeded the indicated limit, but went down to the indicated number, which is below the limit.
<b>Type</b>	Event: This message reports an event, not an error
<b>Severity</b>	warning

## RPD\_RT\_PATH\_LIMIT\_REACHED

---

<b>System Log Message</b>	Number of paths ( <i>count</i> ) in table <i>table-name status</i> configured maximum ( <i>limit</i> )
<b>Description</b>	The indicated total number of paths in the indicated routing table equaled or exceeded the indicated configured limit. Attempts to add some types of path to the table fail while this condition holds, but the path count can exceed the limit if paths are forcibly added (for example, for static routes). This message first appears in the log when the limit is reached and repeats periodically until the number of paths goes below the limit.
<b>Type</b>	Error: An error occurred
<b>Severity</b>	error

## RPD\_RT\_PATH\_LIMIT\_WARNING

---

<b>System Log Message</b>	Number of paths ( <i>count</i> ) in table <i>table-name</i> reached warning threshold ( <i>threshold</i> percent of configured maximum <i>limit</i> )
<b>Description</b>	The indicated total number of paths in the indicated routing table reached the threshold for a warning. The threshold is the indicated percentage of the indicated configured limit on the number of paths.
<b>Type</b>	Event: This message reports an event, not an error
<b>Severity</b>	warning

## RPD\_RT\_PREFIX\_LIMIT\_BELOW

---

<b>System Log Message</b>	Number of prefixes ( <i>prefix-count</i> ) in table <i>table-name</i> is now less than the configured maximum ( <i>limit</i> )
<b>Description</b>	The number of prefixes in the indicated routing table previously equaled or exceeded the indicated limit, but went down to the indicated number, which is below the limit.
<b>Type</b>	Event: This message reports an event, not an error

**Severity** warning

## RPD\_RT\_PREFIX\_LIMIT\_REACHED

---

**System Log Message** Number of prefixes (*prefix-count*) in table *table-name status* configured maximum (*limit*)

**Description** The indicated total number of prefixes in the indicated routing table equaled or exceeded the indicated configured limit. Attempts to add some types of prefix to the table fail while this condition holds, but the prefix count can exceed the limit if prefixes are forcibly added (for example, for static routes). This message first appears in the log when the limit is reached and repeats periodically until the number of prefixes goes below the limit.

**Type** Error: An error occurred

**Severity** error

## RPD\_RT\_PREFIX\_LIMIT\_WARNING

---

**System Log Message** Number of prefixes (*prefix-count*) in table *table-name* reached warning threshold (*threshold* percent of configured maximum *limit*)

**Description** The indicated total number of prefixes in the indicated routing table reached the threshold for a warning. The threshold is the indicated percentage of the indicated configured limit on the number of prefixes.

**Type** Event: This message reports an event, not an error

**Severity** warning

## RPD\_RT\_SHOWMODE

---

**System Log Message** invalid display mode (*mode*)

**Description** The indicated display mode was specified in a 'show route' command and is unsupported.

**Type** Error: An error occurred

**Severity** error

## RPD\_RT\_TAG\_ID\_ALLOC\_FAILED

---

**System Log Message** Unable to allocate *object-name* for routing instance *instance*

**Description** The routing protocol process (rpd) could not allocate either labels or subunits (as indicated) for the indicated routing instance, because the result number of objects would have exceeded the limit.

**Type** Error: An error occurred

**Severity** error

## RPD\_SCHED\_CALLBACK\_LONGRUNTIME

---

<b>System Log Message</b>	<i>function-name: excessive runtime time during action of module</i>
<b>Description</b>	The indicated submodule of the routing protocol process (rpd) ran uninterrupted for the indicated period of time, which is considered excessive.
<b>Type</b>	Event: This message reports an event, not an error
<b>Severity</b>	warning
<b>Cause</b>	The duration was noted because task accounting is enabled. The function might be implemented inefficiently.

## RPD\_SCHED\_CUMULATIVE\_LONGRUNTIME

---

<b>System Log Message</b>	<i>function-name: excessive runtime (total of time in count callbacks) after action of module</i>
<b>Description</b>	Several submodules of the routing protocol process (rpd) ran uninterrupted for the indicated period of time, which is considered excessive.
<b>Type</b>	Event: This message reports an event, not an error
<b>Severity</b>	warning
<b>Cause</b>	The duration was noted because task accounting is enabled. The function might be implemented inefficiently.

## RPD\_SCHED\_MODULE\_LONGRUNTIME

---

<b>System Log Message</b>	<i>function-name: excessive runtime time during action of module</i>
<b>Description</b>	Several submodules of the routing protocol process (rpd) ran uninterrupted for the indicated period of time, which is considered excessive.
<b>Type</b>	Event: This message reports an event, not an error
<b>Severity</b>	warning
<b>Cause</b>	The duration was noted because task accounting is enabled. The function might be implemented inefficiently.

## RPD\_SCHED\_TASK\_LONGRUNTIME

---

<b>System Log Message</b>	<i>function-name ran for total-time (user-time user, system-time system) doing action</i>
<b>Description</b>	A task callback within the routing protocol process (rpd) ran uninterrupted for the indicated period of time, which is considered excessive.
<b>Type</b>	Event: This message reports an event, not an error
<b>Severity</b>	warning
<b>Cause</b>	The duration was noted because task accounting is enabled. The function might be implemented inefficiently.

**RPD\_SIGNAL\_TERMINATE**

---

<b>System Log Message</b>	<i>signal-name</i> termination signal received
<b>Description</b>	In response to the indicated termination request, the routing protocol process (rpd) terminated adjacencies with neighbors and shut down.
<b>Type</b>	Event: This message reports an event, not an error
<b>Severity</b>	notice

**RPD\_SNMP\_CONN\_PROG**

---

<b>System Log Message</b>	<i>function-name: error-message</i>
<b>Description</b>	The indicated error occurred while the routing protocol process (rpd) was connecting to the Simple Network Management Protocol (SNMP) master agent.
<b>Type</b>	Error: An error occurred
<b>Severity</b>	info

**RPD\_SNMP\_CONN\_QUIT**

---

<b>System Log Message</b>	<i>function-name: unable to connect to SNMP agent (pathname): error-message</i>
<b>Description</b>	The routing protocol process (rpd) could not connect to the indicated Simple Network Management Protocol (SNMP) master agent.
<b>Type</b>	Error: An error occurred
<b>Severity</b>	error

**RPD\_SNMP\_CONN\_RETRY**

---

<b>System Log Message</b>	<i>function-name: reattempting connection to SNMP agent (pathname): error-message</i>
<b>Description</b>	The routing protocol process (rpd) tried again to connect to the indicated Simple Network Management Protocol (SNMP) master agent after a connection attempt failed.
<b>Type</b>	Error: An error occurred
<b>Severity</b>	error

**RPD\_SNMP\_INVALID\_SOCKET**

---

<b>System Log Message</b>	<i>function-name: socket file-descriptor</i> is invalid
<b>Description</b>	The routing protocol process (rpd) could not send a message to a Simple Network Management Protocol (SNMP) master agent because the indicated socket is invalid.
<b>Type</b>	Error: An error occurred
<b>Severity</b>	error

## RPD\_SNMP\_SOCKET\_BLOCK

---

<b>System Log Message</b>	<i>function-name</i> : unable to set nonblocking option
<b>Description</b>	The routing protocol process (rpd) could not set a socket to nonblocking mode after connecting to the Simple Network Management Protocol (SNMP) master agent.
<b>Type</b>	Error: An error occurred
<b>Severity</b>	error

## RPD\_SNMP\_SOCKET\_RECVBUF

---

<b>System Log Message</b>	<i>function-name</i> : unable to set recvbuf option
<b>Description</b>	The routing protocol process (rpd) could not set the size of the kernel receive buffer, which allows it to accept the largest possible packet from the Simple Network Management Protocol (SNMP) master agent.
<b>Type</b>	Error: An error occurred
<b>Severity</b>	error

## RPD\_SNMP\_SOCKET\_SENDBUF

---

<b>System Log Message</b>	<i>function-name</i> : unable to set sendbf option
<b>Description</b>	The routing protocol process (rpd) could not set the size of the kernel send buffer, which allows it to send the largest possible packet to the Simple Network Management Protocol (SNMP) master agent.
<b>Type</b>	Error: An error occurred
<b>Severity</b>	error

## RPD\_START

---

<b>System Log Message</b>	Start <i>executable-name</i> [ <i>pid</i> ] version <i>version</i> built <i>date</i>
<b>Description</b>	The routing protocol process (rpd) started.
<b>Type</b>	Event: This message reports an event, not an error
<b>Severity</b>	info

## RPD\_SYSTEM

---

<b>System Log Message</b>	<i>reason</i> : <i>error-message</i>
<b>Description</b>	A system call made by the routing protocol process (rpd) failed.
<b>Type</b>	Error: An error occurred
<b>Severity</b>	error
<b>Cause</b>	It is possible that the kernel lacked the resources to fulfill the request. The rpd process will recover.

**RPD\_TASK\_BEGIN**


---

<b>System Log Message</b>	Commencing routing updates, version <i>rpd-version</i> , built <i>date</i> by <i>builder</i>
<b>Description</b>	The routing protocol process (rpd) started.
<b>Type</b>	Event: This message reports an event, not an error
<b>Severity</b>	notice

**RPD\_TASK\_CHILDKILLED**


---

<b>System Log Message</b>	<i>task-name</i> terminated by SIG <i>signal-name</i> <i>core-dump-status</i>
<b>Description</b>	While a child process of the routing protocol process (rpd) was performing the indicated operation, it terminated in response to the indicated signal.
<b>Type</b>	Event: This message reports an event, not an error
<b>Severity</b>	error

**RPD\_TASK\_CHILDSTOPPED**


---

<b>System Log Message</b>	<i>task-name</i> stopped by SIG <i>signal-name</i>
<b>Description</b>	While a child process of the routing protocol process (rpd) was performing the indicated operation, it stopped in response to the indicated signal.
<b>Type</b>	Event: This message reports an event, not an error
<b>Severity</b>	error

**RPD\_TASK\_DYN\_REINIT**


---

<b>System Log Message</b>	Dynamic reconfiguration in process
<b>Description</b>	The routing protocol process (rpd) reinitialized.
<b>Type</b>	Event: This message reports an event, not an error
<b>Severity</b>	info

**RPD\_TASK\_FORK**


---

<b>System Log Message</b>	Unable to fork <i>task-name</i> : <i>error-message</i>
<b>Description</b>	The routing protocol process failed to create the indicated child process.
<b>Type</b>	Error: An error occurred
<b>Severity</b>	error

**RPD\_TASK\_GETWD**


---

<b>System Log Message</b>	<i>getwd</i> : <i>error-message</i>
<b>Description</b>	The <i>getwd()</i> system call made by the routing protocol process (rpd) failed.

<b>Type</b>	Error: An error occurred
<b>Severity</b>	error
<b>Cause</b>	It is possible that the kernel lacked the resources to fulfill the request. The rpd process will recover.

## RPD\_TASK\_MASTERSHIP

---

<b>System Log Message</b>	Assuming mastership
<b>Description</b>	The routing protocol process (rpd) became active when the Routing Engine on which it was running assumed mastership.
<b>Type</b>	Event: This message reports an event, not an error
<b>Severity</b>	info

## RPD\_TASK\_NOREINIT

---

<b>System Log Message</b>	Reinitialization not possible
<b>Description</b>	The routing protocol process (rpd) failed to reinitialize as requested, because it was running in a state that did not allow reconfiguration.
<b>Type</b>	Error: An error occurred
<b>Severity</b>	error

## RPD\_TASK\_PIDCLOSED

---

<b>System Log Message</b>	Unable to close and remove <i>filename: error-message</i>
<b>Description</b>	The routing protocol process (rpd) tried to close and remove the file that records its process ID (PID), which serves to prevent multiple instances of rpd from running simultaneously. The attempt failed.
<b>Type</b>	Error: An error occurred
<b>Severity</b>	error

## RPD\_TASK\_PIDFLOCK

---

<b>System Log Message</b>	flock( <i>filename</i> , LOCK_EX): <i>error-message</i>
<b>Description</b>	The routing protocol process (rpd) issued the flock() system call on the file that records its process ID (PID), which serves to prevent multiple instances of rpd from running simultaneously. The system call failed.
<b>Type</b>	Error: An error occurred
<b>Severity</b>	error

## RPD\_TASK\_PIDWRITE

---

<b>System Log Message</b>	Unable to write to fd <i>filename: error-message</i>
---------------------------	--

<b>Description</b>	The routing protocol process (rpd) tried to write to the file that records its process ID (PID), which serves to prevent multiple instances of rpd from running simultaneously. The attempt failed.
<b>Type</b>	Error: An error occurred
<b>Severity</b>	error

## RPD\_TASK\_REINIT

---

<b>System Log Message</b>	Reinitializing
<b>Description</b>	The routing protocol process (rpd) reinitialized.
<b>Type</b>	Event: This message reports an event, not an error
<b>Severity</b>	info

## RPD\_TASK\_SIGNALIGNORE

---

<b>System Log Message</b>	sigaction(SIGsignal-name): error-message
<b>Description</b>	The routing protocol process (rpd) informed the kernel that it wished to ignore the indicated signal, but the kernel failed to process the request.
<b>Type</b>	Error: An error occurred
<b>Severity</b>	error

## RPD\_TRACE\_FAILED

---

<b>System Log Message</b>	Unable to write to trace file <i>filename</i>
<b>Description</b>	The routing protocol process (rpd) could not write to the indicated trace file, and stopped attempting to do so. The next commit of the configuration database will reenble tracing.
<b>Type</b>	Event: This message reports an event, not an error
<b>Severity</b>	error



## Chapter 68

# RT System Log Messages

This chapter describes messages with the RT prefix. They are generated on routers running the JUNOS Software with enhanced services by the Packet Forwarding Engine as it processes packets for security control in real time.

### RT\_FLOW\_SESSION\_CLOSE

---

<b>System Log Message</b>	session closed <i>reason: source-address/source-port- &gt; destination-address/destination-port service-name nat-source-address/nat-source-port- &gt; nat-destination-address/nat-destination-port src-nat-rule-name dst-nat-rule-name protocol-id policy-name source-zone-name destination-zone-name session-id-32 packets-from-client(bytes-from-client) packets-from-server(bytes-from-server) elapsed-time</i>
<b>Description</b>	A security session was closed.
<b>Type</b>	Event: This message reports an event, not an error
<b>Severity</b>	info

### RT\_FLOW\_SESSION\_CREATE

---

<b>System Log Message</b>	session created <i>source-address/source-port- &gt; destination-address/destination-port service-name nat-source-address/nat-source-port- &gt; nat-destination-address/nat-destination-port src-nat-rule-name dst-nat-rule-name protocol-id policy-name source-zone-name destination-zone-name session-id-32</i>
<b>Description</b>	A security session was created.
<b>Type</b>	Event: This message reports an event, not an error
<b>Severity</b>	info

### RT\_FLOW\_SESSION\_DENY

---

<b>System Log Message</b>	session denied <i>source-address/source-port- &gt; destination-address/destination-port service-name protocol-id(icmp-type) policy-name source-zone-name destination-zone-name</i>
<b>Description</b>	A security session was not permitted by policy.
<b>Type</b>	Event: This message reports an event, not an error
<b>Severity</b>	info

**RT\_GTP\_BAD\_LICENSE**

---

<b>System Log Message</b>	GTP invalid license ( <i>gtpP memory-address</i> )
<b>Description</b>	The GPRS tunneling protocol (GTP) is not enabled. The user needs to enable GTP to solve this problem.
<b>Type</b>	Error: An error occurred
<b>Severity</b>	error

**RT\_GTP\_DEL\_TUNNEL\_V0**

---

<b>System Log Message</b>	Delete tunnel for V0 <i>gtp-array-index</i> (tid <i>gtp-mobile-id1gtp-mobile-id2</i> ), in <i>gtp-tunnel-in-count</i> out <i>gtp-tunnel-out-count</i> , duration: <i>duration</i> seconds
<b>Description</b>	A GPRS tunneling protocol (GTP) version 0 tunnel was deleted.
<b>Type</b>	Event: This message reports an event, not an error
<b>Severity</b>	info

**RT\_GTP\_DEL\_TUNNEL\_V1**

---

<b>System Log Message</b>	Delete tunnel V1 <i>gtp-array-index</i> (SGSN teid <i>gtp-teid</i> ), in <i>gtp-tunnel-in-count</i> out <i>gtp-tunnel-out-count</i> , duration: <i>duration</i> seconds
<b>Description</b>	A GPRS tunneling protocol (GTP) version 1 tunnel was deleted.
<b>Type</b>	Event: This message reports an event, not an error
<b>Severity</b>	info

**RT\_GTP\_PKT\_APN\_IE**

---

<b>System Log Message</b>	APN IE: <i>name</i>
<b>Description</b>	Displays the contents of the Access Point Name (APN) information element carried in the GPRS tunneling protocol (GTP) message.
<b>Type</b>	Event: This message reports an event, not an error
<b>Severity</b>	info

**RT\_GTP\_PKT\_DESCRIPTION\_CHARGING**

---

<b>System Log Message</b>	GTP <i>source-address</i> -> <i>destination-address</i> charging <i>vmajor-version</i>
<b>Description</b>	Displays the GPRS tunneling protocol (GTP) packet description for a GTP charging message. The description includes the source and destination address and version.
<b>Type</b>	Event: This message reports an event, not an error
<b>Severity</b>	info

## RT\_GTP\_PKT\_DESCRIPTION\_V0

---

<b>System Log Message</b>	GTP <i>source-address</i> -> <i>destination-address</i> TID <i>gtp-mobile-id1gtp-mobile-id2</i> (index <i>gtp-array-index</i> )
<b>Description</b>	Displays the GPRS tunneling protocol (GTP) packet description for a GTP version 0 message. The description includes the source and destination address, 64-bit tunnel ID, and index.
<b>Type</b>	Event: This message reports an event, not an error
<b>Severity</b>	info

## RT\_GTP\_PKT\_DESCRIPTION\_V1

---

<b>System Log Message</b>	GTP <i>source-address</i> -> <i>destination-address</i> TeID <i>xgtp-teid</i> (index <i>gtp-array-index</i> )
<b>Description</b>	Displays the GPRS tunneling protocol (GTP) packet description for a GTP version 1 message. The description includes the source and destination address, tunnel endpoint ID, and index.
<b>Type</b>	Event: This message reports an event, not an error
<b>Severity</b>	info

## RT\_GTP\_PKT\_ENDUSER\_ADDR\_IE\_IPV4

---

<b>System Log Message</b>	EndUserAddr IE: <i>ip-address</i>
<b>Description</b>	Displays the contents of the IPv4 End User Address information element carried in the GPRS tunneling protocol (GTP) message. The content includes the end user IP address.
<b>Type</b>	Event: This message reports an event, not an error
<b>Severity</b>	info

## RT\_GTP\_PKT\_GSNADDR\_IE

---

<b>System Log Message</b>	GSNaddr IE: <i>ip-address</i>
<b>Description</b>	Displays the contents of the GPRS Support Node (GSN) Address information element carried in the GPRS tunneling protocol (GTP) message. The content includes the GSN IP address.
<b>Type</b>	Event: This message reports an event, not an error
<b>Severity</b>	info

## RT\_GTP\_PKT\_IMSI\_IE

---

<b>System Log Message</b>	IMSI IE: <i>gtp-mobile-id1gtp-mobile-id2</i>
<b>Description</b>	Displays the contents of the International Mobile Subscriber Identity (IMSI) information element carried in the GPRS tunneling protocol (GTP) message. The content includes the lower and higher halves of the GTP mobile ID.

**Type** Event: This message reports an event, not an error  
**Severity** info

---

## RT\_GTP\_PKT\_MSISDN\_IE

**System Log Message** MSisdn IE: *gtp-isdn-number*

**Description** Displays the contents of the MS International PSTN/ISDN Number (MSISDN) information element carried in the GPRS tunneling protocol (GTP) message. The content includes the ISDN number.

**Type** Event: This message reports an event, not an error  
**Severity** info

---

## RT\_GTP\_PKT\_RESULT

**System Log Message** \*\*\**message*

**Description** Displays the GPRS tunneling protocol (GTP) packet process result, providing information about whether the packet is passed or dropped.

**Type** Event: This message reports an event, not an error  
**Severity** info

---

## RT\_GTP\_SANITY\_EXTENSION\_HEADER

**System Log Message** \*\*\* GTP-DROP *message-type* (sanity): wrong extension header

**Description** The GPRS tunneling protocol (GTP) packet has an incorrect extension header and the packet will be dropped.

**Type** Error: An error occurred  
**Severity** error

---

## RT\_GTP\_SYSTEM\_ERROR

**System Log Message** \*\*\* GTP-DROP *message-type*: bad system status (*error-code*)

**Description** The GPRS tunneling protocol (GTP) packet was dropped due to a firewall system error, as indicated by the error code.

**Type** Error: An error occurred  
**Severity** error

---

## RT\_H323\_CALL\_LIMIT\_EXCEED

**System Log Message** Failed to process the packet, active call limit exceeded *maximum-value*

**Description** The maximum H.323 call limit has been exceeded.

**Type** Error: An error occurred  
**Severity** error

**RT\_H323\_NAT\_COOKIE\_NOT\_FOUND**

---

<b>System Log Message</b>	<i>object-name</i> cannot find cookie from session
<b>Description</b>	Failed to find the H.323 NAT cookie.
<b>Type</b>	Error: An error occurred
<b>Severity</b>	error

**RT\_H323\_RAS\_REQ\_FLOOD**

---

<b>System Log Message</b>	RAS Request flood to gatekeeper <i>destination-address</i> detected, request threshold <i>threshold</i>
<b>Description</b>	H.323 Registration Authentication Status request messages have exceeded the configured threshold.
<b>Type</b>	Error: An error occurred
<b>Severity</b>	error

**RT\_IPSEC\_BAD\_SPI**

---

<b>System Log Message</b>	IPSec tunnel on int <i>interface-name</i> with tunnel ID <i>0xtunnel-id</i> received a packet with a bad SPI. <i>source-address-&gt;destination-address/length, type, SPI 0xindex, SEQ 0xsequence-number</i> .
<b>Description</b>	Received IPSec packet with bad SPI
<b>Type</b>	Error: An error occurred
<b>Severity</b>	error

**RT\_IPSEC\_REPLAY**

---

<b>System Log Message</b>	Replay packet detected on IPSec tunnel on <i>interface-name</i> with tunnel ID <i>0xtunnel-id</i> ! From <i>source-address</i> to <i>destination-address/length, type, SPI 0xindex, SEQ 0xsequence-number</i> .
<b>Description</b>	Received IPSec replay packet
<b>Type</b>	Error: An error occurred
<b>Severity</b>	error

**RT\_MGCP\_CALL\_LIMIT\_EXCEED**

---

<b>System Log Message</b>	Exceed maximum call <i>max active call number</i> <i>maximum-value</i>
<b>Description</b>	The maximum MGCP active call limit has been exceeded.
<b>Type</b>	Error: An error occurred
<b>Severity</b>	error

**RT\_MGCP\_DECODE\_FAIL**

---

<b>System Log Message</b>	Failed to decode MGCP packet
<b>Description</b>	Failed to decode MGCP message.
<b>Type</b>	Error: An error occurred
<b>Severity</b>	error

**RT\_MGCP\_MEM\_ALLOC\_FAILED**

---

<b>System Log Message</b>	Failed to allocate memory for <i>object-name</i>
<b>Description</b>	Failed to allocate memory for the MGCP objects.
<b>Type</b>	Error: An error occurred
<b>Severity</b>	error

**RT\_MGCP\_REG\_NAT\_VEC\_FAIL**

---

<b>System Log Message</b>	Failed to add MGCP <i>object-name</i> to flow module
<b>Description</b>	Failed to register the MGCP ALG vector with the flow module.
<b>Type</b>	Error: An error occurred
<b>Severity</b>	error

**RT\_MGCP\_REG\_RM\_FAIL**

---

<b>System Log Message</b>	Failed to register MGCP ALG with Resource Manager
<b>Description</b>	Failed to register the MGCP Resource Manager client.
<b>Type</b>	Error: An error occurred
<b>Severity</b>	error

**RT\_MGCP\_REM\_NAT\_VEC\_FAIL**

---

<b>System Log Message</b>	Failed to remove MGCP <i>object-name</i> from flow module
<b>Description</b>	Failed to remove the MGCP ALG vector from the flow module.
<b>Type</b>	Error: An error occurred
<b>Severity</b>	error

**RT\_MGCP\_RM\_CLIENTID\_FAIL**

---

<b>System Log Message</b>	MGCP ALG Resource Manager client registration failed
<b>Description</b>	Failed to obtain the MGCP Resource Manager client identifier.
<b>Type</b>	Error: An error occurred

**Severity** error

### RT\_MGCP\_UNREG\_BY\_RM

---

**System Log Message** MGCP ALG client has been unregistered by Resource Manager

**Description** The Resource Manager has unregistered the MGCP Resource Manager client.

**Type** Error: An error occurred

**Severity** error

### RT\_SCCP\_CALL\_LIMIT\_EXCEED

---

**System Log Message** Failed to create SCCP ALG call, call limit *maximum-value* exceeded

**Description** The maximum SCCP call limit has been exceeded.

**Type** Error: An error occurred

**Severity** error

### RT\_SCCP\_CALL\_RATE\_EXCEED

---

**System Log Message** The SCCP active call rate limit *maximum-value* has been exceeded

**Description** The SCCP active call rate limit has been exceeded.

**Type** Error: An error occurred

**Severity** error

### RT\_SCCP\_DECODE\_FAIL

---

**System Log Message** Failed to decode SCCP packet from *source-address-> destination-address*

**Description** Failed to decode SCCP packet.

**Type** Error: An error occurred

**Severity** error

### RT\_SCCP\_NAT\_COOKIE\_NOT\_FOUND

---

**System Log Message** Failed to find SCCP ALG cookie from session

**Description** Failed to find SCCP NAT cookie.

**Type** Error: An error occurred

**Severity** error

### RT\_SCCP\_REM\_NAT\_VEC\_FAIL

---

**System Log Message** Failed to remove SCCP ALG vector from flow module

**Description** Failed to remove the SCCP ALG vector from the flow module.

**Type** Error: An error occurred  
**Severity** error

## RT\_SCCP\_UNREG\_RM\_FAIL

---

**System Log Message** Failed to unregister SCCP client from Resource Manager when the ALG was unregistered

**Description** Failed to unregister SCCP client from Resource Manager when the ALG was unregistered.

**Type** Error: An error occurred  
**Severity** error

## RT\_SCREEN\_ICMP

---

**System Log Message** *attack-name* source: *source-address*, destination: *destination-address*, zone name: *source-zone-name*, interface name: *interface-name*

**Description** ICMP attack category

**Type** Event: This message reports an event, not an error  
**Severity** error

## RT\_SCREEN\_ICMP\_FLOOD

---

**System Log Message** source: *source-address*, destination: *destination-address*, zone name: *filter-name*, interface name: *interface-name*

**Description** ICMP flood attack

**Type** Event: This message reports an event, not an error  
**Severity** error

## RT\_SCREEN\_ICMP\_FRAG

---

**System Log Message** source: *source-address*, destination: *destination-address*, zone name: *filter-name*, interface name: *interface-name*

**Description** fragmented ICMP packet attack

**Type** Event: This message reports an event, not an error  
**Severity** error

## RT\_SCREEN\_ICMP\_ID

---

**System Log Message** source: *source-address*, destination: *destination-address*, zone name: *filter-name*, interface name: *interface-name*

**Description** ICMP zero ID attack

**Type** Event: This message reports an event, not an error



**Severity** error

## RT\_SCREEN\_ICMP\_LARGE

---

**System Log Message** source: *source-address*, destination: *destination-address*, zone name: *filter-name*, interface name: *interface-name*

**Description** large ICMP packet attack

**Type** Event: This message reports an event, not an error

**Severity** error

## RT\_SCREEN\_ICMP\_PING\_DEATH

---

**System Log Message** source: *source-address*, destination: *destination-address*, zone name: *filter-name*, interface name: *interface-name*

**Description** ping of death attack

**Type** Event: This message reports an event, not an error

**Severity** error

## RT\_SCREEN\_IP

---

**System Log Message** *attack-name* source: *source-address*, destination: *destination-address*, protocol-id: *protocol-id*, zone name: *source-zone-name*, interface name: *interface-name*

**Description** IP attack category

**Type** Event: This message reports an event, not an error

**Severity** error

## RT\_SCREEN\_IP\_BAD\_OPT

---

**System Log Message** source: *source-address*, destination: *destination-address*, zone name: *filter-name*, interface name: *interface-name*

**Description** IP bad option attack

**Type** Event: This message reports an event, not an error

**Severity** error

## RT\_SCREEN\_IP\_FRAG

---

**System Log Message** source: *source-address*, destination: *destination-address*, zone name: *filter-name*, interface name: *interface-name*

**Description** IP fragment attack

**Type** Event: This message reports an event, not an error

**Severity** error

**RT\_SCREEN\_IP\_LAND**

---

<b>System Log Message</b>	source: <i>source-address</i> , destination: <i>destination-address</i> , zone name: <i>filter-name</i> , interface name: <i>interface-name</i>
<b>Description</b>	IP land attack
<b>Type</b>	Event: This message reports an event, not an error
<b>Severity</b>	error

**RT\_SCREEN\_IP\_OPT\_FILTER\_ROUTE**

---

<b>System Log Message</b>	source: <i>source-address</i> , destination: <i>destination-address</i> , zone name: <i>filter-name</i> , interface name: <i>interface-name</i>
<b>Description</b>	IP source route option attack
<b>Type</b>	Event: This message reports an event, not an error
<b>Severity</b>	error

**RT\_SCREEN\_IP\_OPT\_LSR**

---

<b>System Log Message</b>	source: <i>source-address</i> , destination: <i>destination-address</i> , zone name: <i>filter-name</i> , interface name: <i>interface-name</i>
<b>Description</b>	IP loose source route option attack
<b>Type</b>	Event: This message reports an event, not an error
<b>Severity</b>	error

**RT\_SCREEN\_IP\_OPT\_RECORD**

---

<b>System Log Message</b>	source: <i>source-address</i> , destination: <i>destination-address</i> , zone name: <i>filter-name</i> , interface name: <i>interface-name</i>
<b>Description</b>	IP record route option attack
<b>Type</b>	Event: This message reports an event, not an error
<b>Severity</b>	error

**RT\_SCREEN\_IP\_OPT\_SCHT**

---

<b>System Log Message</b>	source: <i>source-address</i> , destination: <i>destination-address</i> , zone name: <i>filter-name</i> , interface name: <i>interface-name</i>
<b>Description</b>	IP security option attack
<b>Type</b>	Event: This message reports an event, not an error
<b>Severity</b>	error

## RT\_SCREEN\_IP\_OPT\_SSR

---

<b>System Log Message</b>	source: <i>source-address</i> , destination: <i>destination-address</i> , zone name: <i>filter-name</i> , interface name: <i>interface-name</i>
<b>Description</b>	IP strict source route option attack
<b>Type</b>	Event: This message reports an event, not an error
<b>Severity</b>	error

## RT\_SCREEN\_IP\_OPT\_STREAM

---

<b>System Log Message</b>	source: <i>source-address</i> , destination: <i>destination-address</i> , zone name: <i>filter-name</i> , interface name: <i>interface-name</i>
<b>Description</b>	IP stream option attack
<b>Type</b>	Event: This message reports an event, not an error
<b>Severity</b>	error

## RT\_SCREEN\_IP\_OPT\_TIMESTAMP

---

<b>System Log Message</b>	source: <i>source-address</i> , destination: <i>destination-address</i> , zone name: <i>filter-name</i> , interface name: <i>interface-name</i>
<b>Description</b>	IP timestamp option attack
<b>Type</b>	Event: This message reports an event, not an error
<b>Severity</b>	error

## RT\_SCREEN\_IP\_SPOOFING

---

<b>System Log Message</b>	source: <i>source-address</i> , destination: <i>destination-address</i> , zone name: <i>filter-name</i> , interface name: <i>interface-name</i>
<b>Description</b>	IP spoofing attack
<b>Type</b>	Event: This message reports an event, not an error
<b>Severity</b>	error

## RT\_SCREEN\_IP\_SWEEP

---

<b>System Log Message</b>	source: <i>source-address</i> , destination: <i>destination-address</i> , zone name: <i>filter-name</i> , interface name: <i>interface-name</i>
<b>Description</b>	IP sweeping attack
<b>Type</b>	Event: This message reports an event, not an error
<b>Severity</b>	error

**RT\_SCREEN\_IP\_UNKNOWN\_PROT**

---

<b>System Log Message</b>	source: <i>source-address</i> , destination: <i>destination-address</i> , protocol-id: <i>protocol-id</i> zone name: <i>filter-name</i> , interface name: <i>interface-name</i>
<b>Description</b>	IP unknown protocol attack
<b>Type</b>	Event: This message reports an event, not an error
<b>Severity</b>	error

**RT\_SCREEN\_MAL\_URL**

---

<b>System Log Message</b>	source: <i>source-address-source-port</i> , destination: <i>destination-address-destination-port</i> , protocol-id: <i>protocol-id</i> zone name: <i>filter-name</i> , interface name: <i>interface-name</i>
<b>Description</b>	malicious URL attack
<b>Type</b>	Event: This message reports an event, not an error
<b>Severity</b>	error

**RT\_SCREEN\_OVER\_SESSION\_DST**

---

<b>System Log Message</b>	source: <i>source-address</i> , destination: <i>destination-address</i> , zone name: <i>filter-name</i> , interface name: <i>interface-name</i>
<b>Description</b>	session from the same destination address exceeds the threshold
<b>Type</b>	Event: This message reports an event, not an error
<b>Severity</b>	error

**RT\_SCREEN\_OVER\_SESSION\_SRC**

---

<b>System Log Message</b>	source: <i>source-address</i> , destination: <i>destination-address</i> , zone name: <i>filter-name</i> , interface name: <i>interface-name</i>
<b>Description</b>	session from the same source address exceeds the threshold
<b>Type</b>	Event: This message reports an event, not an error
<b>Severity</b>	error

**RT\_SCREEN\_PORT\_SCAN**

---

<b>System Log Message</b>	source: <i>source-address</i> , destination: <i>destination-address</i> , zone name: <i>filter-name</i> , interface name: <i>interface-name</i>
<b>Description</b>	port scan attack
<b>Type</b>	Event: This message reports an event, not an error
<b>Severity</b>	error

**RT\_SCREEN\_SESSION\_LIMIT**

---

<b>System Log Message</b>	<i>attack-name message: ip-address, zone name: source-zone-name, interface name: interface-name</i>
<b>Description</b>	Session limit category
<b>Type</b>	Event: This message reports an event, not an error
<b>Severity</b>	error

**RT\_SCREEN\_SYN\_ACK\_ACK**

---

<b>System Log Message</b>	source: <i>source-address-source-port</i> , destination: <i>destination-address-destination-port</i> , zone name: <i>filter-name</i> , interface name: <i>interface-name</i>
<b>Description</b>	SYN-ACK-ACK attack
<b>Type</b>	Event: This message reports an event, not an error
<b>Severity</b>	error

**RT\_SCREEN\_TCP**

---

<b>System Log Message</b>	<i>attack-name</i> source: <i>source-address:source-port</i> , destination: <i>destination-address:destination-port</i> , zone name: <i>source-zone-name</i> , interface name: <i>interface-name</i>
<b>Description</b>	TCP attack category
<b>Type</b>	Event: This message reports an event, not an error
<b>Severity</b>	error

**RT\_SCREEN\_TCP\_DST\_IP**

---

<b>System Log Message</b>	<i>attack-name</i> destination: <i>destination-address</i> , zone name: <i>source-zone-name</i> , interface name: <i>interface-name</i>
<b>Description</b>	TCP destination IP attack category
<b>Type</b>	Event: This message reports an event, not an error
<b>Severity</b>	error

**RT\_SCREEN\_TCP\_FIN\_NO\_ACK**

---

<b>System Log Message</b>	source: <i>source-address-source-port</i> , destination: <i>destination-address-destination-port</i> , zone name: <i>filter-name</i> , interface name: <i>interface-name</i>
<b>Description</b>	TCP FIN without ACK flag attack
<b>Type</b>	Event: This message reports an event, not an error
<b>Severity</b>	error

**RT\_SCREEN\_TCP\_FRAG**

---

<b>System Log Message</b>	source: <i>source-address-source-port</i> , destination: <i>destination-address-destination-port</i> , zone name: <i>filter-name</i> , interface name: <i>interface-name</i>
<b>Description</b>	TCP fragment attack
<b>Type</b>	Event: This message reports an event, not an error
<b>Severity</b>	error

**RT\_SCREEN\_TCP\_NO\_FLAG**

---

<b>System Log Message</b>	source: <i>source-address-source-port</i> , destination: <i>destination-address-destination-port</i> , zone name: <i>filter-name</i> , interface name: <i>interface-name</i>
<b>Description</b>	TCP no flag attack
<b>Type</b>	Event: This message reports an event, not an error
<b>Severity</b>	error

**RT\_SCREEN\_TCP\_SRC\_IP**

---

<b>System Log Message</b>	<i>attack-name</i> source: <i>source-address</i> , zone name: <i>source-zone-name</i> , interface name: <i>interface-name</i>
<b>Description</b>	TCP source IP attack category
<b>Type</b>	Event: This message reports an event, not an error
<b>Severity</b>	error

**RT\_SCREEN\_TCP\_SYN\_FIN**

---

<b>System Log Message</b>	source: <i>source-address-source-port</i> , destination: <i>destination-address-destination-port</i> , zone name: <i>filter-name</i> , interface name: <i>interface-name</i>
<b>Description</b>	TCP SYN-FIN flag attack
<b>Type</b>	Event: This message reports an event, not an error
<b>Severity</b>	error

**RT\_SCREEN\_TCP\_SYN\_FLOOD**

---

<b>System Log Message</b>	source: <i>source-address-source-port</i> , destination: <i>destination-address-destination-port</i> , zone name: <i>filter-name</i> , interface name: <i>interface-name</i>
<b>Description</b>	TCP SYN flood attack
<b>Type</b>	Event: This message reports an event, not an error
<b>Severity</b>	error

**RT\_SCREEN\_TEAR\_DROP**

---

<b>System Log Message</b>	source: <i>source-address</i> , destination: <i>destination-address</i> , zone name: <i>filter-name</i> , interface name: <i>interface-name</i>
<b>Description</b>	tear drop attack
<b>Type</b>	Event: This message reports an event, not an error
<b>Severity</b>	error

**RT\_SCREEN\_UDP**

---

<b>System Log Message</b>	<i>attack-name</i> source: <i>source-address:source-port</i> , destination: <i>destination-address:destination-port</i> , zone name: <i>source-zone-name</i> , interface name: <i>interface-name</i>
<b>Description</b>	UDP attack category
<b>Type</b>	Event: This message reports an event, not an error
<b>Severity</b>	error

**RT\_SCREEN\_UDP\_FLOOD**

---

<b>System Log Message</b>	source: <i>source-address</i> , destination: <i>destination-address</i> , zone name: <i>filter-name</i> , interface name: <i>interface-name</i>
<b>Description</b>	UDP flood attack
<b>Type</b>	Event: This message reports an event, not an error
<b>Severity</b>	error

**RT\_SCREEN\_WINNUKE**

---

<b>System Log Message</b>	source: <i>source-address</i> , destination: <i>destination-address</i> , zone name: <i>filter-name</i> , interface name: <i>interface-name</i>
<b>Description</b>	winnuke attack
<b>Type</b>	Event: This message reports an event, not an error
<b>Severity</b>	error

**RT\_SIP\_CALL\_LIMIT\_EXCEED**

---

<b>System Log Message</b>	Exceed maximum call
<b>Description</b>	The maximum SIP call limit has been exceeded.
<b>Type</b>	Error: An error occurred
<b>Severity</b>	error

**RT\_SIP\_DECODE\_FAIL**

---

<b>System Log Message</b>	Failed to decode SIP packet <i>error-message</i>
<b>Description</b>	Failed to decode incoming SIP packet.
<b>Type</b>	Error: An error occurred
<b>Severity</b>	error

**RT\_SIP\_INIT\_EP\_FAIL**

---

<b>System Log Message</b>	The SIP stack failed to create an endpoint with the configuration
<b>Description</b>	Failed to initialize SIP endpoint.
<b>Type</b>	Error: An error occurred
<b>Severity</b>	error

**RT\_SIP\_INIT\_LISTENER\_FAIL**

---

<b>System Log Message</b>	The SIP stack failed endpoint failed to create a dummy listener
<b>Description</b>	Failed to initialize SIP transport listener.
<b>Type</b>	Error: An error occurred
<b>Severity</b>	error

**RT\_SIP\_MEM\_ALLOC\_FAILED**

---

<b>System Log Message</b>	Failed to allocate memory for <i>object-name</i>
<b>Description</b>	Failed to allocate memory from the memory pool.
<b>Type</b>	Error: An error occurred
<b>Severity</b>	error

**RT\_SIP\_REG\_NAT\_VEC\_FAIL**

---

<b>System Log Message</b>	Failed to add SIP ALG vector to flow module
<b>Description</b>	Failed to register SIP ALG vector with the flow module.
<b>Type</b>	Error: An error occurred
<b>Severity</b>	error

**RT\_SIP\_REG\_RM\_FAIL**

---

<b>System Log Message</b>	Failed to register SIP ALG with the Resource Manager
<b>Description</b>	Failed to register the SIP ALG Resource Manager client.
<b>Type</b>	Error: An error occurred



**Severity** error

## RT\_SIP\_REM\_NAT\_VEC\_FAIL

---

**System Log Message** Failed to remove SIP ALG vector from flow module

**Description** Failed to remove the SIP ALG vector from the flow module.

**Type** Error: An error occurred

**Severity** error

## RT\_SIP\_UNREG\_BY\_RM

---

**System Log Message** SIP client has been unregistered by RM

**Description** The Resource Manager has notified SIP that a client has been unregistered.

**Type** Error: An error occurred

**Severity** error

## RT\_SOURCE\_NAT\_ALARM\_CLEAR

---

**System Log Message** Utilization of source nat pool '*nat-pool-name*' hits clear threshold '*threshold*% %'

**Description** Utilization of source NAT pool reaches the alarm clear threshold.

**Type** Error: An error occurred

**Severity** error

## RT\_SOURCE\_NAT\_ALARM\_RAISE

---

**System Log Message** Utilization of source nat pool '*nat-pool-name*' hits raise threshold '*threshold*% %'

**Description** Utilization of source NAT pool reaches the alarm raise threshold.

**Type** Error: An error occurred

**Severity** error

## RT\_SRC\_NAT\_ALARM\_CLEAR

---

**System Log Message** Utilization of source nat pool '*nat-pool-name*' hits clear threshold '*threshold*% %'

**Description** Utilization of source NAT pool reaches the alarm clear threshold.

**Type** Error: An error occurred

**Severity** error

## RT\_SRC\_NAT\_ALARM\_RAISE

---

**System Log Message** Utilization of source nat pool '*nat-pool-name*' hits raise threshold '*threshold*% %'

**Description** Utilization of source NAT pool reaches the alarm raise threshold.

**Type** Error: An error occurred  
**Severity** error

## Chapter 69

# RTLOG System Log Messages

This chapter describes messages with the RTLOG prefix. They are generated on routers running the JUNOS Software with enhanced services by the system log module of the Packet Forwarding Engine as it processes packets for security control in real time.

### RTLOG\_SOURCE\_INIT

---

<b>System Log Message</b>	Log source <i>service-name</i> attached at log ring buffer <i>index</i>
<b>Description</b>	Specified JSR log source is ready to export logs
<b>Type</b>	Event: This message reports an event, not an error
<b>Severity</b>	info

### RTLOG\_UTP\_TCP\_SYN\_FLOOD

---

<b>System Log Message</b>	source: <i>source-address-source-port</i> , destination: <i>destination-address-destination-port</i> , zone name: <i>filter-name</i> , interface name: <i>interface-name</i>
<b>Description</b>	Security LOG UTP fake TCP SYN flood attack.
<b>Type</b>	Event: This message reports an event, not an error
<b>Severity</b>	error



## Chapter 70

# RTLOGD System Log Messages

This chapter describes messages with the RTLOGD prefix. They are generated by the system log utility for real-time processing of packets for security control (rtlogd) on routers running the JUNOS Software with enhanced services.

### RTLOGD\_LOG\_BIND\_ERROR

---

<b>System Log Message</b>	Failed to bind socket to PFE: <i>error-message</i>
<b>Description</b>	JUNOS JSR log daemon receives JSR log from a JSR log forwarder. The JSR log daemon failed to connect to the forwarder.
<b>Type</b>	Error: An error occurred
<b>Severity</b>	error

### RTLOGD\_LOG\_READ\_ERROR

---

<b>System Log Message</b>	Failed to read from PFE: <i>error-message</i>
<b>Description</b>	JUNOS JSR log daemon relays JSR logs from the dataplane to the system event daemon for logging. The JSR log daemon fails to read JSR logs for the indicated reason.
<b>Type</b>	Error: An error occurred
<b>Severity</b>	error



## Chapter 71

# RTPERF System Log Messages

This chapter describes messages with the RTPERF prefix. They are related to performance logs for the data plane.

### RTPERF\_CPU\_THRESHOLD\_EXCEEDED

---

<b>System Log Message</b>	PIC <i>pic-slot</i> CPU utilization exceeds threshold, current value = <i>current-value</i>
<b>Description</b>	PFE cpu threshold exceeded
<b>Type</b>	Event: This message reports an event, not an error
<b>Severity</b>	critical

### RTPERF\_CPU\_USAGE\_OK

---

<b>System Log Message</b>	PIC <i>pic-slot</i> CPU utilization returns to normal, current value = <i>current-value</i>
<b>Description</b>	PFE cpu usage okay
<b>Type</b>	Event: This message reports an event, not an error
<b>Severity</b>	info





## Chapter 72

# SAVAL System Log Messages

This chapter describes messages with the SAVAL prefix. They are generated by the MAC SA Validate system (jsavald) process.

### SAVAL\_RTsock\_FAILURE

---

<b>System Log Message</b>	Error with rtsock: <i>error-message</i>
<b>Description</b>	The MAC SA Validate system process (jsavald) experienced the indicated error with a routing socket.
<b>Type</b>	Error: An error occurred
<b>Severity</b>	info
<b>Cause</b>	An internal software failure occurred.
<b>Action</b>	Contact your technical support representative.



## Chapter 73

# SDXD System Log Messages

This chapter describes messages with the SDX prefix. They are generated by the Session and Resource Control (SRC) process (sdx), which provides a user interface for deploying Internet services.

### SDXD\_BEEP\_FIN\_FAIL

---

<b>System Log Message</b>	Graceful close of BEEP session failed
<b>Description</b>	The Session and Resource Control (SRC) process (sdx) could not send a request to the SRC server to close a Blocks Extensible Exchange Protocol (BEEP) session. It sends this request when the session becomes unconfigured.
<b>Type</b>	Event: This message reports an event, not an error
<b>Severity</b>	notice
<b>Cause</b>	The usual cause is that the session was already partially or completely closed.
<b>Action</b>	None required. The sdx process recovers automatically in this situation.

### SDXD\_BEEP\_INIT\_FAIL

---

<b>System Log Message</b>	BEEP initialization failed
<b>Description</b>	The Session and Resource Control (SRC) process (sdx) could not initialize the Blocks Extensible Exchange Protocol (BEEP), which it uses to connect to an SRC server.
<b>Type</b>	Error: An error occurred
<b>Severity</b>	error
<b>Cause</b>	An internal software failure might have occurred.

### SDXD\_CHANNEL\_START\_FAIL

---

<b>System Log Message</b>	Notification channel could not be started ( <i>error-code</i> ): <i>message</i>
<b>Description</b>	The indicated Blocks Extensible Exchange Protocol (BEEP) channel could not be started for the indicated reason.
<b>Type</b>	Event: This message reports an event, not an error
<b>Severity</b>	error

**Cause** The usual cause is an abnormal operation, which might be described in the system log message.

## SDXD\_CONNECT\_FAIL

---

**System Log Message** Connection to SDX server failed: *message*

**Description** The Session and Resource Control (SRC) process (sdx) could not connect to an SRC server for the indicated reason.

**Type** Event: This message reports an event, not an error

**Severity** notice

**Cause** There was a network problem or the server was not running.

## SDXD\_DAEMONIZE\_FAIL

---

**System Log Message** Aborting, unable to run in the background as a daemon: *error-message*

**Description** The Service Deployment System process (sdx) could not create a version of itself to run in the background as a daemon.

**Type** Error: An error occurred

**Severity** emergency

## SDXD\_EVLIB\_FAILURE

---

**System Log Message** *function-name: error-message*

**Description** The Service Deployment System process (sdx) called the indicated function in the event library. The function failed with the indicated error.

**Type** Error: An error occurred

**Severity** error

**Cause** An internal software failure occurred.

## SDXD\_KEEPAIVES\_MISSED

---

**System Log Message** No server keepalives received for three intervals

**Description** The Session and Resource Control (SRC) process (sdx) and SRC server exchange keepalive messages at regular intervals. The process did not receive a keepalive from the server for three consecutive keepalive intervals. In this case, it closes the session and tries to connect to another SRC server.

**Type** Event: This message reports an event, not an error

**Severity** notice

## SDXD\_KEEPAIVE\_SEND\_FAIL

---

**System Log Message** Unable to send keepalive

<b>Description</b>	The Session and Resource Control (SRC) process (sdx) could not send a keepalive message to the SRC server, which it does periodically to maintain its connection to the server.
<b>Type</b>	Event: This message reports an event, not an error
<b>Severity</b>	notice
<b>Cause</b>	There might have been a network problem.

## SDXD\_MGMT\_SOCKET\_IO

---

<b>System Log Message</b>	management daemon I/O failure: <i>reason</i>
<b>Description</b>	The Service Deployment System process (sdx) could not read from or write to the management socket that it uses to communicate with the JUNOS management process (mgd).
<b>Type</b>	Error: An error occurred
<b>Severity</b>	error
<b>Cause</b>	The mgd process might have exited abnormally.

## SDXD\_OUT\_OF\_MEMORY

---

<b>System Log Message</b>	Insufficient memory during <i>operation</i>
<b>Description</b>	The Service Deployment System (sdx) attempted to allocate memory for an internal object during the indicated operation. The attempt failed.
<b>Type</b>	Error: An error occurred
<b>Severity</b>	error

## SDXD\_PID\_FILE\_UPDATE

---

<b>System Log Message</b>	Unable to update process PID file: <i>error-message</i>
<b>Description</b>	The Service Deployment System process (sdx) attempted to update the file that records its process ID (PID), which serves to prevent multiple instances of sdx from running simultaneously. The attempt failed.
<b>Type</b>	Error: An error occurred
<b>Severity</b>	error

## SDXD\_SOCKET\_FAILURE

---

<b>System Log Message</b>	<i>operation</i> failed: <i>error-message</i>
<b>Description</b>	The Service Deployment System process (sdx) uses Transmission Control Protocol (TCP) sockets for communication with the SRC server. The indicated operation, which might be for socket creation or binding to a local address, failed with the indicated error.
<b>Type</b>	Error: An error occurred

**Severity** error

**Cause** An internal software failure occurred.

**Action** Contact your technical support representative.

## Chapter 74

# SNMP System Log Messages

This chapter describes messages with the **SNMP** prefix. They are generated by two kinds of processes:

- Processes that perform SNMP operations, such as the MIB II process (mib2d) and the SNMP agent process (snmpd). Those processes also generate messages with prefixes that match their names, as described in “MIB2D System Log Messages” on page 373 and “SNMPD System Log Messages” on page 513.
- Processes that are instrumented to generate system log messages when they send SNMP traps. The SNMP remote operations process (rmopd) is one such process. It also generates messages with the RMOPD\_ prefix, which are described in “RMOPD System Log Messages” on page 419.

### SNMP\_GET\_ERROR1

---

<b>System Log Message</b>	<i>function-name operation failed for object-name: index1 index1 (error-message)</i>
<b>Description</b>	An SNMP Get or GetNext request failed for the indicated object, which has the indicated index.
<b>Type</b>	Error: An error occurred
<b>Severity</b>	error
<b>Cause</b>	An internal software failure occurred.
<b>Action</b>	Contact your technical support representative.

### SNMP\_GET\_ERROR2

---

<b>System Log Message</b>	<i>function-name operation failed for object-name: index1 index1 index2 index2 (error-message)</i>
<b>Description</b>	An SNMP Get or GetNext request failed for the indicated object, which has the indicated indexes.
<b>Type</b>	Error: An error occurred
<b>Severity</b>	error
<b>Cause</b>	An internal software failure occurred.
<b>Action</b>	Contact your technical support representative.

**SNMP\_GET\_ERROR3**

---

<b>System Log Message</b>	<i>function-name operation failed for object-name: index1 index1 index2 index2 index3 index3 (error-message)</i>
<b>Description</b>	An SNMP Get or GetNext request failed for the indicated object, which has the indicated indexes.
<b>Type</b>	Error: An error occurred
<b>Severity</b>	error
<b>Cause</b>	An internal software failure occurred.
<b>Action</b>	Contact your technical support representative.

**SNMP\_GET\_ERROR4**

---

<b>System Log Message</b>	<i>function-name operation failed for object-name: index1 index1 index2 index2 index3 index3 index4 index4 (error-message)</i>
<b>Description</b>	An SNMP Get or GetNext request failed for the indicated object, which has the indicated indexes.
<b>Type</b>	Error: An error occurred
<b>Severity</b>	error
<b>Cause</b>	An internal software failure occurred.
<b>Action</b>	Contact your technical support representative.

**SNMP\_RTSLIB\_FAILURE**

---

<b>System Log Message</b>	<i>function-name: reason: error-message</i>
<b>Description</b>	A call to the indicated function in the routing socket library failed with the indicated error.
<b>Type</b>	Error: An error occurred
<b>Severity</b>	emergency
<b>Cause</b>	An internal software failure occurred.
<b>Action</b>	Contact your technical support representative.

**SNMP\_TRAP\_LINK\_DOWN**

---

<b>System Log Message</b>	<i>ifIndex snmp-interface-index, ifAdminStatus admin-status, ifOperStatus operational-status, ifName interface-name</i>
<b>Description</b>	The SNMP agent process (snmpd) generated a linkDown trap because the indicated interface changed state to 'down'.



**Type** Event: This message reports an event, not an error  
**Severity** warning

## SNMP\_TRAP\_LINK\_UP

---

**System Log Message** ifIndex *snmp-interface-index*, ifAdminStatus *admin-status*, ifOperStatus *operational-status*, ifName *interface-name*

**Description** The SNMP agent process (snmpd) generated a linkUp trap because the indicated interface changed state to 'up'.

**Type** Event: This message reports an event, not an error  
**Severity** info

## SNMP\_TRAP\_TRACERT\_PATH\_CHANGE

---

**System Log Message** traceRouteCtlOwnerIndex = *test-owner*, traceRouteCtlTestName = *test-name*

**Description** The Simple Network Management Protocol (SNMP) remote operations process (rmopd) generated a traceRoutePathChange trap because two probes with the same time-to-live (TTL) value returned with different IP addresses.

**Type** Event: This message reports an event, not an error  
**Severity** info

## SNMP\_TRAP\_TRACERT\_TEST\_COMPLETED

---

**System Log Message** traceRouteCtlOwnerIndex = *test-owner*, traceRouteCtlTestName = *test-name*

**Description** The Simple Network Management Protocol (SNMP) remote operations process (rmopd) generated a tracerouteTestCompleted trap because the test completed and the full path to the target was determined.

**Type** Event: This message reports an event, not an error  
**Severity** info

## SNMP\_TRAP\_TRACERT\_TEST\_FAILED

---

**System Log Message** traceRouteCtlOwnerIndex = *test-owner*, traceRouteCtlTestName = *test-name*

**Description** The Simple Network Management Protocol (SNMP) remote operations process (rmopd) generated a tracerouteTestFailed trap because the test completed and the full path to the target was not determined.

**Type** Event: This message reports an event, not an error  
**Severity** info



## Chapter 75

# SNMPD System Log Messages

This chapter describes messages with the **SNMPD** prefix. They are generated by the Simple Network Management Protocol (SNMP) agent process (snmpd), which responds to SNMP requests. As necessary, it passes the requests to subagent processes running on its machine and forwards the traps they generate to the SNMP manager.

### SNMPD\_AUTH\_FAILURE

---

<b>System Log Message</b>	<i>function-name: message from source-address to destination-address (index1)</i>
<b>Description</b>	The indicated function failed because the authorization check failed for the interface, Simple Network Management Protocol (SNMP) community, or user making the request.
<b>Type</b>	Error: An error occurred
<b>Severity</b>	notice
<b>Cause</b>	An internal software failure occurred.
<b>Action</b>	Contact your technical support representative.

### SNMPD\_AUTH\_PRIVILEGES\_EXCEEDED

---

<b>System Log Message</b>	<i>function-name: source-address: request exceeded community privileges</i>
<b>Description</b>	The indicated function failed because the Simple Network Management Protocol (SNMP) community making the access request did not have the required privileges.
<b>Type</b>	Error: An error occurred
<b>Severity</b>	notice
<b>Cause</b>	An internal software failure occurred.
<b>Action</b>	Contact your technical support representative.

### SNMPD\_AUTH\_RESTRICTED\_ADDRESS

---

<b>System Log Message</b>	<i>function-name: request from address source-address not allowed</i>
<b>Description</b>	The indicated function failed because access requests from the indicated source address are not allowed.

<b>Type</b>	Error: An error occurred
<b>Severity</b>	notice
<b>Cause</b>	An internal software failure occurred.
<b>Action</b>	Contact your technical support representative.

## SNMPD\_AUTH\_WRONG\_PDU\_TYPE

---

<b>System Log Message</b>	<i>function-name: source-address: unauthorized SNMP PDU type: pdu-type</i>
<b>Description</b>	The indicated function failed because the indicated type of protocol data unit (PDU) is not supported.
<b>Type</b>	Error: An error occurred
<b>Severity</b>	notice
<b>Cause</b>	An internal software failure occurred.
<b>Action</b>	Contact your technical support representative.

## SNMPD\_BIND\_INFO

---

<b>System Log Message</b>	Source address for trap socket was set to <i>bind-address</i>
<b>Description</b>	The source address for the indicated type of socket used by the Simple Network Management Protocol (SNMP) agent process (snmpd) was set to the indicated address.
<b>Type</b>	Event: This message reports an event, not an error
<b>Severity</b>	info
<b>Cause</b>	An administrator changed the JUNOS configuration for the process or for an interface.
<b>Cause</b>	The online/offline state changed for a Physical Interface Card (PIC). This can also cause the address to become newly available or unavailable.

## SNMPD\_CONFIG\_ERROR

---

<b>System Log Message</b>	Configuration database has errors
<b>Description</b>	The Simple Network Management Protocol (SNMP) agent process (snmpd) detected an error in the SNMP configuration database.
<b>Type</b>	Error: An error occurred
<b>Severity</b>	error

## SNMPD\_CONTEXT\_ERROR

---

<b>System Log Message</b>	<i>function-name: error in operation context context-name</i>
<b>Description</b>	The indicated operation (addition or deletion) failed during configuration of the indicated Simple Network Management Protocol (SNMP) context.

<b>Type</b>	Error: An error occurred
<b>Severity</b>	error
<b>Cause</b>	An internal software failure occurred.
<b>Action</b>	Contact your technical support representative.

## SNMPD\_FILE\_FAILURE

---

<b>System Log Message</b>	<i>function-name: fopen filename: error-message</i>
<b>Description</b>	The Simple Network Management Protocol (SNMP) agent process (snmpd) could not access the indicated file.
<b>Type</b>	Error: An error occurred
<b>Severity</b>	emergency
<b>Cause</b>	An internal software failure occurred.
<b>Action</b>	Contact your technical support representative.

## SNMPD\_GROUP\_ERROR

---

<b>System Log Message</b>	<i>function-name: error in operation group: 'group-id' user 'username' model 'model'</i>
<b>Description</b>	The indicated operation (creation, installation, or deletion) failed during configuration of the indicated group.
<b>Type</b>	Error: An error occurred
<b>Severity</b>	error
<b>Cause</b>	An internal software failure occurred.
<b>Action</b>	Contact your technical support representative.

## SNMPD\_HEALTH\_MON\_THRESH\_CROSS

---

<b>System Log Message</b>	<i>syslog-subtagdelimiter-revent-name</i>
<b>Description</b>	A system parameter monitored by the self-monitoring feature crossed a rising or falling threshold.
<b>Type</b>	Event: This message reports an event, not an error
<b>Severity</b>	error
<b>Cause</b>	System resources were being consumed.

## SNMPD\_INIT\_FAILED

---

<b>System Log Message</b>	snmpd initialization failure: <i>error-message</i>
<b>Description</b>	Initialization of the Simple Network Management Protocol (SNMP) agent process (snmpd) failed.

<b>Type</b>	Error: An error occurred
<b>Severity</b>	error
<b>Cause</b>	An internal software failure occurred.
<b>Action</b>	Contact your technical support representative.

## SNMPD\_LIBJUNIPER\_FAILURE

---

<b>System Log Message</b>	<i>function-name: system_default_inaddr: error-message</i>
<b>Description</b>	The indicated function from the Juniper Networks Simple Network Management Protocol (SNMP) library failed and returned the indicated error to the SNMP agent process (snmpd).
<b>Type</b>	Error: An error occurred
<b>Severity</b>	error
<b>Cause</b>	An internal software failure occurred.
<b>Action</b>	Contact your technical support representative.

## SNMPD\_RADIX\_FAILURE

---

<b>System Log Message</b>	<i>function-name: radix_add failed: error-message</i>
<b>Description</b>	The Simple Network Management Protocol (SNMP) agent process (snmpd) uses radix trees to store valid client prefixes, which are used to determine authorization for requests from users and communities. It could not create a new entry in a radix tree.
<b>Type</b>	Error: An error occurred
<b>Severity</b>	error
<b>Cause</b>	An internal software failure occurred.
<b>Action</b>	Contact your technical support representative.

## SNMPD\_RECEIVE\_FAILURE

---

<b>System Log Message</b>	<i>function-name: receive message failure: error-message</i>
<b>Description</b>	The indicated error occurred while the Simple Network Management Protocol (SNMP) agent process (snmpd) was receiving either a protocol data unit (PDU) from the User Datagram Protocol (UDP) or a message from a subagent.
<b>Type</b>	Error: An error occurred
<b>Severity</b>	error
<b>Cause</b>	An internal software failure occurred.
<b>Action</b>	Contact your technical support representative.

## SNMPD\_RMONFILE\_FAILURE

---

<b>System Log Message</b>	<i>function-name: operation: operation filename: error-message</i>
<b>Description</b>	The indicated operation failed on the indicated remote monitoring (RMON) data file.
<b>Type</b>	Error: An error occurred
<b>Severity</b>	critical
<b>Cause</b>	An internal software failure occurred.
<b>Action</b>	Contact your technical support representative.

## SNMPD\_RMON\_COOKIE

---

<b>System Log Message</b>	<i>function-name: Null cookie</i>
<b>Description</b>	An invalid data pointer was returned when the remote monitoring (RMON) asynchronous completion handler performed an RMON alarm operation.
<b>Type</b>	Error: An error occurred
<b>Severity</b>	error
<b>Cause</b>	An internal software failure occurred.
<b>Action</b>	Contact your technical support representative.

## SNMPD\_RMON\_EVENTLOG

---

<b>System Log Message</b>	<i>syslog-subtagdelimitermessage</i>
<b>Description</b>	The indicated remote monitoring (RMON) event completed.
<b>Type</b>	Event: This message reports an event, not an error
<b>Severity</b>	warning

## SNMPD\_RMON\_MIBERROR

---

<b>System Log Message</b>	<i>function-name: internal Get request error: description, alarm alarm-id, error error-message, variable: name (oid)</i>
<b>Description</b>	A Get request for a monitored object instance failed during initialization of the indicated remote monitoring (RMON) alarm.
<b>Type</b>	Error: An error occurred
<b>Severity</b>	error
<b>Cause</b>	An internal software failure occurred.
<b>Action</b>	Contact your technical support representative.

## SNMPD\_RTSLIB\_ASYNC\_EVENT

---

<b>System Log Message</b>	<i>function-name: sequence mismatch (expected-value, received-value), resyncing</i>
<b>Description</b>	A notification from the kernel to the Simple Network Management Protocol (SNMP) agent process (snmpd) was lost.
<b>Type</b>	Event: This message reports an event, not an error
<b>Severity</b>	notice

## SNMPD\_SEND\_FAILURE

---

<b>System Log Message</b>	<i>function-name: send type (index1) failure: error-message</i>
<b>Description</b>	The Simple Network Management Protocol (SNMP) agent process (snmpd) could not send either a protocol data unit (PDU) to the User Datagram Protocol (UDP) or a message to a subagent.
<b>Type</b>	Error: An error occurred
<b>Severity</b>	error
<b>Cause</b>	An internal software failure occurred.
<b>Action</b>	Contact your technical support representative.

## SNMPD\_SET\_FAILED

---

<b>System Log Message</b>	<i>Snmp set failed: error-message</i>
<b>Description</b>	Configuration data was changed using an Simple Network Management Protocol (SNMP) Set request, but the SNMP agent process (snmpd) could not save the changes to the configuration database.
<b>Type</b>	Error: An error occurred
<b>Severity</b>	error
<b>Cause</b>	An internal software failure occurred.
<b>Action</b>	Contact your technical support representative.

## SNMPD\_SMOID\_GEN\_FAILURE

---

<b>System Log Message</b>	<i>Unable to generate OID from product-name (error-message)</i>
<b>Description</b>	The Simple Network Management Protocol (SNMP) agent process (snmpd) could not generate a value for the self-monitoring object identifier (OID) of the indicated product.
<b>Type</b>	Error: An error occurred
<b>Severity</b>	error
<b>Cause</b>	An internal software failure occurred.



**Action** Contact your technical support representative.

## SNMPD\_SOCKET\_FAILURE

---

**System Log Message** *function-name: socket failure: reason (error-message)*

**Description** The Simple Network Management Protocol (SNMP) agent process (snmpd) uses sockets for communication with subagents. A socket operation, such as creation or removal, failed.

**Type** Error: An error occurred

**Severity** error

**Cause** An internal software failure occurred.

**Action** Contact your technical support representative.

## SNMPD\_SOCKET\_FATAL\_FAILURE

---

**System Log Message** *function-name: socket failure: reason (error-message)*

**Description** The Simple Network Management Protocol (SNMP) agent process (snmpd) uses sockets for communication with subagents. The process exited after a socket operation, such as creation or removal, failed.

**Type** Error: An error occurred

**Severity** emergency

**Cause** An internal software failure occurred.

**Action** Contact your technical support representative.

## SNMPD\_SYSLIB\_FAILURE

---

**System Log Message** *function-name: system function 'system-function-name' failed: error-message*

**Description** The indicated function from the Simple Network Management Protocol (SNMP) system library failed and returned the indicated error to the SNMP agent process (snmpd).

**Type** Error: An error occurred

**Severity** error

**Cause** An internal software failure occurred.

**Action** Contact your technical support representative.

## SNMPD\_SYSOID\_FAILURE

---

**System Log Message** Unable to determine sysObjectID from internal model: *model*

**Description** The Simple Network Management Protocol (SNMP) agent process (snmpd) could not determine the value of the sysObjectID object.

<b>Type</b>	Error: An error occurred
<b>Severity</b>	error
<b>Cause</b>	An internal software failure occurred.
<b>Action</b>	Contact your technical support representative.

## SNMPD\_SYSOID\_GEN\_FAILURE

---

<b>System Log Message</b>	Unable to generate OID for product <i>product-name</i> ( <i>error-message</i> )
<b>Description</b>	The Simple Network Management Protocol (SNMP) agent process (snmpd) could not generate a value for the sysObjectID object for the indicated product.
<b>Type</b>	Error: An error occurred
<b>Severity</b>	error
<b>Cause</b>	An internal software failure occurred.
<b>Action</b>	Contact your technical support representative.

## SNMPD\_THROTTLE\_QUEUE\_DRAINED

---

<b>System Log Message</b>	<i>function-name</i> : cleared all throttled traps
<b>Description</b>	The queue of throttled traps was cleared.
<b>Type</b>	Event: This message reports an event, not an error
<b>Severity</b>	info

## SNMPD\_TRAP\_COLD\_START

---

<b>System Log Message</b>	<i>function-name</i> : SNMP trap: cold start
<b>Description</b>	The Simple Network Management Protocol (SNMP) agent process (snmpd) generated a cold-start trap when the entire Routing Engine (including the snmpd process) initialized.
<b>Type</b>	Event: This message reports an event, not an error
<b>Severity</b>	critical

## SNMPD\_TRAP\_GEN\_FAILURE

---

<b>System Log Message</b>	<i>function-name</i> : SNMP trap error: <i>trap-message</i> ( <i>error-message</i> )
<b>Description</b>	The Simple Network Management Protocol (SNMP) agent process (snmpd) could not generate a trap.
<b>Type</b>	Error: An error occurred
<b>Severity</b>	error
<b>Cause</b>	An internal software failure occurred.

**Action** Contact your technical support representative.

## SNMPD\_TRAP\_INVALID\_DATA

---

**System Log Message** *function-name*: SNMP trap error: invalid *message (value)* received

**Description** The Simple Network Management Protocol (SNMP) agent process (snmpd) received a trap message from a subagent that contained an invalid variable binding (varbind) type.

**Type** Error: An error occurred

**Severity** error

**Cause** An internal software failure occurred.

**Action** Contact your technical support representative.

## SNMPD\_TRAP\_QUEUED

---

**System Log Message** Adding trap to *trap-destination* to *queue-name* queue, *size* traps in queue

**Description** A trap was queued for later transmission.

**Type** Event: This message reports an event, not an error

**Severity** info

**Cause** Possible causes include the following: (a) the system is not completely initialized, (b) a route does not exist, or (c) traps are being throttled.

## SNMPD\_TRAP\_QUEUE\_DRAINED

---

**System Log Message** *function-name*: traps queued to *trap-destination* sent successfully

**Description** The queued traps for the indicated destination were successfully sent.

**Type** Event: This message reports an event, not an error

**Severity** info

## SNMPD\_TRAP\_QUEUE\_MAX\_ATTEMPTS

---

**System Log Message** *function-name*: after *count* attempts, deleting *trap-count* traps queued to *trap-destination*

**Description** The number of attempts to send traps to the indicated destination exceeded the configured maximum. The traps still waiting to be sent were discarded.

**Type** Error: An error occurred

**Severity** error

**Action** Contact your technical support representative.

## SNMPD\_TRAP\_QUEUE\_MAX\_SIZE

---

<b>System Log Message</b>	<i>function-name</i> : maximum queue size exceeded ( <i>size</i> ), discarding trap to <i>trap-destination</i> from <i>queue-name</i> queue
<b>Description</b>	The number of traps in the trap queue exceeded the configured maximum. The traps still waiting to be sent were discarded.
<b>Type</b>	Event: This message reports an event, not an error
<b>Severity</b>	info

## SNMPD\_TRAP\_THROTTLED

---

<b>System Log Message</b>	<i>function-name</i> : traps throttled after <i>count</i> traps
<b>Description</b>	The number of traps waiting for transmission exceeded the configured maximum, so the remaining traps were throttled.
<b>Type</b>	Event: This message reports an event, not an error
<b>Severity</b>	info

## SNMPD\_TRAP\_WARM\_START

---

<b>System Log Message</b>	<i>function-name</i> : SNMP trap: warm start
<b>Description</b>	The Simple Network Management Protocol (SNMP) agent process (snmpd) generated a warm-start trap when it initialized (other Routing Engine processes were already active).
<b>Type</b>	Event: This message reports an event, not an error
<b>Severity</b>	error

## SNMPD\_USER\_ERROR

---

<b>System Log Message</b>	<i>function-name</i> : error in <i>action</i> user ' <i>username</i> ' auth ' <i>authentication-type</i> ' priv ' <i>privilege-type</i> '
<b>Description</b>	The indicated operation (creation, installation, or deletion) failed during configuration of the indicated user.
<b>Type</b>	Error: An error occurred
<b>Severity</b>	error
<b>Cause</b>	An internal software failure occurred.
<b>Action</b>	Contact your technical support representative.

## Chapter 76

# SPD System Log Messages

This chapter describes messages with the SPD prefix. They are generated by the adaptive services process (spd), which provides the user interface for management and configuration of Adaptive Services Physical Interface Cards (PICs).

### SPD\_CONFIGURATION\_COMPILE

---

<b>System Log Message</b>	Compilation of configuration rule <i>rule-name</i> term <i>index</i> failed: <i>reason</i>
<b>Description</b>	The adaptive services process (spd) could not compile a configured object, such as a rule or rule term.
<b>Type</b>	Error: An error occurred
<b>Severity</b>	error

### SPD\_CONN\_FATAL\_FAILURE

---

<b>System Log Message</b>	Connection attempt failed with fatal error: <i>error-message</i>
<b>Description</b>	The adaptive services process (spd) attempted to open a connection to an Adaptive Services Physical Interface Card (PIC), to gather information requested in a Simple Network Management Protocol (SNMP) query. The attempt failed with the indicated fatal error.
<b>Type</b>	Error: An error occurred
<b>Severity</b>	error

### SPD\_CONN\_NO\_REPLY

---

<b>System Log Message</b>	<i>function-name</i> : no reply from <i>interface-name</i> ( <i>error-message</i> )
<b>Description</b>	The adaptive services process (spd) did not receive a reply from the indicated interface on an Adaptive Services Physical Interface Card (PIC) for information requested in a Simple Network Management Protocol (SNMP) query.
<b>Type</b>	Error: An error occurred
<b>Severity</b>	error

### SPD\_CONN\_OPEN\_FAILURE

---

<b>System Log Message</b>	<i>function-name</i> : unable to open connection to <i>interface-name</i> ( <i>error-message</i> )
---------------------------	--

**Description** The adaptive services process (spd) attempted to open a connection to the indicated interface on an Adaptive Services Physical Interface Card (PIC), to gather information requested in a Simple Network Management Protocol (SNMP) query. The attempt failed for the indicated reason.

**Type** Error: An error occurred

**Severity** error

## SPD\_CONN\_SEND\_FAILURE

---

**System Log Message** *function-name: unable to send query to interface-name (error-message)*

**Description** The adaptive services process (spd) attempted to send a request for information, needed for a Simple Network Management Protocol (SNMP) query, to the indicated interface on an Adaptive Services Physical Interface Card (PIC). The attempt failed for the indicated reason.

**Type** Error: An error occurred

**Severity** error

## SPD\_CONN\_UNEXPECTED\_MSG

---

**System Log Message** *function-name: unexpected response received from interface-name (error-message)*

**Description** The adaptive services process (spd) sent a request for information, needed for a Simple Network Management Protocol (SNMP) query, to the indicated interface on an Adaptive Services Physical Interface Card (PIC). It received an unexpected response.

**Type** Error: An error occurred

**Severity** error

## SPD\_DAEMONIZE\_FAILED

---

**System Log Message** Aborting, unable to run in the background as a daemon: *error-message*

**Description** The adaptive services process (spd) could not create a version of itself to run in the background as a daemon.

**Type** Error: An error occurred

**Severity** emergency

## SPD\_DB\_IF\_ADD\_FAILURE

---

**System Log Message** Unable to add database entry for *interface-name*: *error-message*

**Description** The adaptive services process (spd) uses an internal database to store information needed to reply to Simple Network Management Protocol (SNMP) queries. It could not add an entry to the database for the indicated interface on an Adaptive Services Physical Interface Card (PIC).

**Type** Error: An error occurred

**Severity** error

## SPD\_DB\_IF\_ALLOC\_FAILURE

---

<b>System Log Message</b>	Unable to allocate database entry for <i>interface-name: error-message</i>
<b>Description</b>	The adaptive services process (spd) uses an internal database to store information needed to reply to Simple Network Management Protocol (SNMP) queries. It could not allocate an entry in the database for the indicated interface on an Adaptive Services Physical Interface Card (PIC).
<b>Type</b>	Error: An error occurred
<b>Severity</b>	error

## SPD\_DB\_SVC\_SET\_ADD\_FAILURE

---

<b>System Log Message</b>	Unable to add database entry for <i>service-set: error-message</i>
<b>Description</b>	The adaptive services process (spd) uses an internal database to store information needed to reply to Simple Network Management Protocol (SNMP) queries. It could not add an entry to the database for the indicated service set.
<b>Type</b>	Error: An error occurred
<b>Severity</b>	error

## SPD\_DB\_SVC\_SET\_ALLOC\_FAILURE

---

<b>System Log Message</b>	Unable to allocate database entry for <i>service-set: error-message</i>
<b>Description</b>	The adaptive services process (spd) uses an internal database to store information needed to reply to Simple Network Management Protocol (SNMP) queries. It could not allocate an entry in the database for the indicated service set.
<b>Type</b>	Error: An error occurred
<b>Severity</b>	error

## SPD\_DUPLICATE

---

<b>System Log Message</b>	Another copy of this program is running
<b>Description</b>	An attempt to start the adaptive services process (spd) failed because an instance of the process was already running.
<b>Type</b>	Error: An error occurred
<b>Severity</b>	error

## SPD\_EVLIB\_CREATE\_FAILURE

---

<b>System Log Message</b>	evCreate failed with: <i>error-message</i>
<b>Description</b>	The adaptive services process (spd) could not create a context used for handling all asynchronous events (such as timers and message availability).
<b>Type</b>	Error: An error occurred

**Severity** emergency

## SPD\_EVLIB\_EXIT\_FAILURE

---

**System Log Message** evMainLoop return value: *return-value*, error: *error-message*

**Description** The adaptive services process (spd) returned from an event loop, which it should never do.

**Type** Error: An error occurred

**Severity** error

## SPD\_NOT\_ROOT

---

**System Log Message** Must be run as root

**Description** The user who attempted to start the adaptive services process (spd) was not the root user.

**Type** Error: An error occurred

**Severity** error

## SPD\_OUT\_OF\_MEMORY

---

**System Log Message** Insufficient memory for operation *operation*

**Description** The adaptive services process (spd) attempted to allocate memory for an internal object. The attempt failed.

**Type** Error: An error occurred

**Severity** error

## SPD\_PID\_FILE\_LOCK

---

**System Log Message** Unable to lock PID file: *error-message*

**Description** The adaptive services process (spd) attempted to lock the file that records its process ID (PID), which serves to prevent multiple instances of spd from running simultaneously. The attempt failed.

**Type** Error: An error occurred

**Severity** error

## SPD\_PID\_FILE\_UPDATE

---

**System Log Message** Unable to update process PID file: *error-message*

**Description** The adaptive services process (spd) attempted to update the file that records its process ID (PID), which serves to prevent multiple instances of spd from running simultaneously. The attempt failed.

**Type** Error: An error occurred



**Severity** error

### SPD\_SERVICE\_NEXT\_HOP\_ADD\_FAILED

---

**System Log Message** Unable to add service next hop: *error-message (error-code)*

**Description** The adaptive services process (spd) could not add a service next hop for the indicated reason.

**Type** Error: An error occurred

**Severity** error

### SPD\_SERVICE\_NEXT\_HOP\_DEL\_FAILED

---

**System Log Message** Unable to delete service next hop: *error-message (error-code)*

**Description** The adaptive services process (spd) could not delete a service next hop for the indicated reason.

**Type** Error: An error occurred

**Severity** error

### SPD\_TRAP\_OID\_GEN\_FAILED

---

**System Log Message** Unable to generate OID for *identifier (error-message)*

**Description** The adaptive services process (spd) could not generate the indicated object identifier (OID) for a Simple Network Management Protocol (SNMP) trap notification.

**Type** Error: An error occurred

**Severity** error

### SPD\_TRAP\_REQUEST\_FAILURE

---

**System Log Message** *function-name: type* request failed: *error-message*

**Description** The adaptive services process (spd) made the indicated type of request to the application programming interface (API) for generating Simple Network Management Protocol (SNMP) traps, but did not receive the expected result.

**Type** Error: An error occurred

**Severity** error

### SPD\_USAGE

---

**System Log Message** Usage: spd [-N] [-v] [-d debug-level]

**Description** The adaptive services process (spd) displayed the syntax statement for the 'spd' command because the command was invoked incorrectly.

**Type** Event: This message reports an event, not an error

**Severity** error



## Chapter 77

# TASK System Log Messages

This chapter describes messages with the TASK prefix.

### TASK\_ABORT

---

<b>System Log Message</b>	abort <i>executable-name</i> [ <i>pid</i> ] version <i>version</i> built by <i>builder</i> on <i>date</i> : <i>error-message</i>
<b>Description</b>	The control protocol process terminated because of an internal error.
<b>Type</b>	Error: An error occurred
<b>Severity</b>	error
<b>Action</b>	Examine the messages that immediately follow this message in the system log for information about possible causes.
<b>Cause</b>	An internal software failure occurred.

### TASK\_ACTIVE\_TERMINATE

---

<b>System Log Message</b>	Exiting with active tasks: <i>task-name</i>
<b>Description</b>	After receiving multiple termination requests, the control protocol process exited without performing the indicated cleanup tasks.
<b>Type</b>	Event: This message reports an event, not an error
<b>Severity</b>	notice

### TASK\_ASSERT

---

<b>System Log Message</b>	Assertion failed <i>executable-name</i> [ <i>pid</i> ]: file " <i>source-filename</i> ", line <i>line-number</i> : " <i>message</i> "
<b>Description</b>	The source code for this process includes internal self-consistency checks. The process terminated because a check failed, creating a diagnostic core dump for analysis by technical support personnel and noting the number of the line in the source file where the check failed.
<b>Type</b>	Error: An error occurred
<b>Severity</b>	error
<b>Cause</b>	An internal software failure occurred.

- Action** Examine the messages that immediately follow this message in the system log for information about possible causes. Contact a technical support representative, and be ready to provide the list of messages and the diagnostic core dump, if requested.

## TASK\_ASSERT\_SOFT

---

- System Log Message** Soft assertion failed *executable-name*[*pid*]: file "*source-filename*", line *line-number*: "*message*", daemon continued running
- Description** The source code for the process includes internal self-consistency checks. A check failed but the process continued running. It created a diagnostic core dump for analysis by technical support personnel and noted the number of the line in the source file where the check failed.
- Type** Error: An error occurred
- Severity** error
- Cause** An internal software failure occurred.
- Action** Examine the messages that immediately follow this message in the system log for information about possible causes. Contact a technical support representative, and be ready to provide the list of messages and the diagnostic core dump, if requested.

## TASK\_EXIT

---

- System Log Message** Exit *executable-name*[*pid*] version *version* built by *builder* on *date*, caller *address*
- Description** The process exited, either in response to a user request or because of a system error.
- Type** Event: This message reports an event, not an error
- Severity** notice
- Cause** A system resource was unavailable, an unexpected error occurred, or a user terminated the process.
- Action** Examine the messages that immediately follow this message in the system log for information about possible causes.

## TASK\_LOCK\_FLOCKED

---

- System Log Message** Unable to obtain a lock on *filename*, is another copy of the process running?
- Description** The process could not obtain the mutual exclusion lock that prevents more than one instance from running simultaneously. The system terminated the indicated process.
- Type** Error: An error occurred
- Severity** error
- Cause** Another process is running.
- Action** Use the 'show system process' command to verify that another process is running.

## TASK\_LOCK\_LOCKED

---

<b>System Log Message</b>	Unable to obtain a lock on <i>filename</i> , <i>program-name</i> [ <i>pid</i> ] is still running
<b>Description</b>	The process could not obtain the mutual exclusion lock that prevents more than one instance from running simultaneously. The system terminated this instance.
<b>Type</b>	Error: An error occurred
<b>Severity</b>	error
<b>Cause</b>	Another process is running.
<b>Action</b>	Use the 'show system process' command to verify that another process is running.

## TASK\_MGMT\_TIMEOUT

---

<b>System Log Message</b>	peer <i>peer-name</i> timed out waiting for input
<b>Description</b>	Daemon timed out waiting for management input.
<b>Type</b>	Error: An error occurred
<b>Severity</b>	warning
<b>Action</b>	Examine the messages that immediately follow this message in the system log for information about possible causes.
<b>Cause</b>	An internal software failure occurred.

## TASK\_OS\_MEMHIGH

---

<b>System Log Message</b>	Using <i>size</i> KB of memory, <i>percentage-value</i> percent of available
<b>Description</b>	The process is using the indicated amount and percentage of Routing Engine memory, which is considered excessive.
<b>Type</b>	Error: An error occurred
<b>Severity</b>	error
<b>Cause</b>	Either the process is leaking memory or the use of system resources is excessive.
<b>Action</b>	Increase the amount of RAM in the Routing Engine.

## TASK\_SCHED\_CALLBACK\_LONGRUNTIME

---

<b>System Log Message</b>	<i>function-name</i> : excessive runtime <i>time</i> during <i>action</i> of <i>module</i>
<b>Description</b>	The indicated submodule of this process ran uninterrupted for the indicated period of time, which is considered excessive.
<b>Type</b>	Event: This message reports an event, not an error
<b>Severity</b>	warning

**Cause** The duration was noted because task accounting is enabled. The function might be implemented inefficiently.

## **TASK\_SCHED\_CUMULATIVE\_RUNTIME**

---

**System Log Message** *function-name: excessive runtime (total of *time* in *count* callbacks) after *action* of *module**

**Description** Several submodules of this process ran uninterrupted for the indicated period of time, which is considered excessive.

**Type** Event: This message reports an event, not an error

**Severity** warning

**Cause** The duration was noted because task accounting is enabled. The function might be implemented inefficiently.

## **TASK\_SCHED\_MODULE\_LONGRUNTIME**

---

**System Log Message** *function-name: excessive runtime *time* during *action* of *module**

**Description** Several submodules of this process ran uninterrupted for the indicated period of time, which is considered excessive.

**Type** Event: This message reports an event, not an error

**Severity** warning

**Cause** The duration was noted because task accounting is enabled. The function might be implemented inefficiently.

## **TASK\_SCHED\_TASK\_LONGRUNTIME**

---

**System Log Message** *function-name* ran for *total-time* (*user-time* user, *system-time* system) doing *action*

**Description** A task callback within this process ran uninterrupted for the indicated period of time, which is considered excessive.

**Type** Event: This message reports an event, not an error

**Severity** warning

**Cause** The duration was noted because task accounting is enabled. The function might be implemented inefficiently.

## **TASK\_SIGNAL\_TERMINATE**

---

**System Log Message** *signal-name* termination signal received

**Description** In response to the indicated termination request, the process terminated and shut down.

**Type** Event: This message reports an event, not an error

**Severity** notice

**TASK\_START**


---

<b>System Log Message</b>	Start <i>executable-name</i> [ <i>pid</i> ] version <i>version</i> built <i>date</i>
<b>Description</b>	Process started.
<b>Type</b>	Event: This message reports an event, not an error
<b>Severity</b>	info

**TASK\_SYSTEM**


---

<b>System Log Message</b>	<i>reason: error-message</i>
<b>Description</b>	A system call made by this process failed.
<b>Type</b>	Error: An error occurred
<b>Severity</b>	error
<b>Cause</b>	It is possible that the kernel lacked the resources to fulfill the request.

**TASK\_TASK\_BEGIN**


---

<b>System Log Message</b>	Commencing virtual chassis control daemon, version <i>process-version</i> , built <i>date</i> by <i>builder</i>
<b>Description</b>	The process started.
<b>Type</b>	Event: This message reports an event, not an error
<b>Severity</b>	notice

**TASK\_TASK\_CHILDKILLED**


---

<b>System Log Message</b>	<i>task-name</i> terminated by SIG <i>signal-name</i> <i>core-dump-status</i>
<b>Description</b>	While a child process was performing the indicated operation, it terminated in response to the indicated signal.
<b>Type</b>	Event: This message reports an event, not an error
<b>Severity</b>	error

**TASK\_TASK\_CHILDSTOPPED**


---

<b>System Log Message</b>	<i>task-name</i> stopped by SIG <i>signal-name</i>
<b>Description</b>	While a child process was performing the indicated operation, it stopped in response to the indicated signal.
<b>Type</b>	Event: This message reports an event, not an error
<b>Severity</b>	error

**TASK\_TASK\_FORK**

---

<b>System Log Message</b>	Unable to fork <i>task-name: error-message</i>
<b>Description</b>	This process failed to create the indicated child process.
<b>Type</b>	Error: An error occurred
<b>Severity</b>	error

**TASK\_TASK\_GETWD**

---

<b>System Log Message</b>	getwd: <i>error-message</i>
<b>Description</b>	The getwd() system call failed.
<b>Type</b>	Error: An error occurred
<b>Severity</b>	error
<b>Cause</b>	It is possible that the kernel lacked the resources to fulfill the request.

**TASK\_TASK\_NOREINIT**

---

<b>System Log Message</b>	Reinitialization not possible
<b>Description</b>	This process (VCCPD) failed to reinitialize as requested, because it was running in a state that did not allow reconfiguration.
<b>Type</b>	Error: An error occurred
<b>Severity</b>	error

**TASK\_TASK\_PIDCLOSED**

---

<b>System Log Message</b>	Unable to close and remove <i>filename: error-message</i>
<b>Description</b>	This process tried to close and remove the file that records its process ID (PID), which serves to prevent multiple instances from running simultaneously. The attempt failed.
<b>Type</b>	Error: An error occurred
<b>Severity</b>	error

**TASK\_TASK\_PIDFLOCK**

---

<b>System Log Message</b>	flock( <i>filename</i> , LOCK_EX): <i>error-message</i>
<b>Description</b>	This process issued the flock() system call on the file that records its process ID (PID), which serves to prevent multiple instances from running simultaneously. The system call failed.
<b>Type</b>	Error: An error occurred
<b>Severity</b>	error



**TASK\_TASK\_PIDWRITE**

---

<b>System Log Message</b>	Unable to write <i>filename: error-message</i>
<b>Description</b>	This process tried to write to the file that records its process ID (PID), which serves to prevent multiple instances from running simultaneously. The attempt failed.
<b>Type</b>	Error: An error occurred
<b>Severity</b>	error

**TASK\_TASK\_REINIT**

---

<b>System Log Message</b>	Reinitializing
<b>Description</b>	This process reinitialized.
<b>Type</b>	Event: This message reports an event, not an error
<b>Severity</b>	info

**TASK\_TASK\_SIGNALIGNORE**

---

<b>System Log Message</b>	sigaction(SIG <i>signal-name</i> ): <i>error-message</i>
<b>Description</b>	This process informed the kernel that it wished to ignore the indicated signal, but the kernel failed to process the request.
<b>Type</b>	Error: An error occurred
<b>Severity</b>	error

**TASK\_TRACE\_FAILED**

---

<b>System Log Message</b>	Unable to write to trace file <i>filename</i>
<b>Description</b>	This process could not write to the indicated trace file, and stopped attempting to do so. The next commit of the configuration database will reenables tracing.
<b>Type</b>	Event: This message reports an event, not an error
<b>Severity</b>	error



## Chapter 78

# TFTPD System Log Messages

This chapter describes messages with the TFTPD prefix. They are generated by the Trivial FTP (TFTP) process (tnp.tftpd), which services requests from hardware components for the configuration files they use during initialization.

### TFTPD\_AF\_ERR

---

<b>System Log Message</b>	Unexpected address family <i>address-family-type</i>
<b>Description</b>	As each hardware component on the routing platform initializes, it requests its configuration file from the TFTP process (tnp.tftpd). The tnp.tftpd process exited because an incoming packet had the indicated, unexpected value in its address family (sockaddr) field.
<b>Type</b>	Error: An error occurred
<b>Severity</b>	error

### TFTPD\_BIND\_ERR

---

<b>System Log Message</b>	bind: <i>error-message</i>
<b>Description</b>	Binding of a socket to an address failed due to a system error.
<b>Type</b>	Error: An error occurred
<b>Severity</b>	error

### TFTPD\_CONNECT\_ERR

---

<b>System Log Message</b>	connect: <i>error-message</i>
<b>Description</b>	Connection of a socket to an address failed due to a system error.
<b>Type</b>	Error: An error occurred
<b>Severity</b>	error

### TFTPD\_CONNECT\_INFO

---

<b>System Log Message</b>	TFTP <i>operation</i> from address <i>address</i> port <i>port</i> file <i>filename</i>
<b>Description</b>	As each hardware component on the routing platform initializes, it requests its configuration file from the TFTP process (tnp.tftpd). The process established a

connection with the indicated characteristics: kind of operation (read or write), address and port connected to, and name of file transferred.

**Type** Event: This message reports an event, not an error  
**Severity** info

## TFTPD\_CREATE\_ERR

---

**System Log Message** check\_space *error-message*  
**Description** The TFTP process (tnp.tftpd) could not create a core dump file.  
**Type** Error: An error occurred  
**Severity** error  
**Cause** There is probably not enough free space in the file system where tnp.tftpd tried to create the file.

## TFTPD\_FIO\_ERR

---

**System Log Message** ioctl(FIONBIO): *error-message*  
**Description** The TFTP process (tnp.tftpd) could not set the standard input to be nonblocking.  
**Type** Error: An error occurred  
**Severity** error

## TFTPD\_FORK\_ERR

---

**System Log Message** fork: *error-message*  
**Description** As each hardware component on the routing platform initializes, it requests its configuration file from the TFTP process (tnp.tftpd). To service multiple clients simultaneously, tnp.tftpd calls the fork() system call to make a copy of itself for each request. The system call returned the indicated error.  
**Type** Error: An error occurred  
**Severity** error

## TFTPD\_NAK\_ERR

---

**System Log Message** nak error *error-code, error-message*  
**Description** The TFTP process (tnp.tftpd) sent a negative acknowledgment to a client because of the indicated error condition.  
**Type** Error: An error occurred  
**Severity** warning

## TFTPD\_OPEN\_ERR

---

**System Log Message** Unable to open file '*filename*', error: *error-message*

<b>Description</b>	The TFTP process (tnp.tftpd) could not open the indicated file because of the indicated error.
<b>Type</b>	Error: An error occurred
<b>Severity</b>	warning

## TFTPD\_RECVCOMPLETE\_INFO

---

<b>System Log Message</b>	Received <i>count</i> blocks of <i>block-size</i> size for file ' <i>filename</i> '
<b>Description</b>	The TFTP process (tnp.tftpd) received the last portion of a transmitted file. This message records the number of blocks received, the block size used, and the name of the file to which the data was written.
<b>Type</b>	Event: This message reports an event, not an error
<b>Severity</b>	info

## TFTPD\_RECVFROM\_ERR

---

<b>System Log Message</b>	recvfrom: <i>error-message</i>
<b>Description</b>	The TFTP process (tnp.tftpd) issued the recvfrom() system call when attempting to receive data from the network. The system call failed.
<b>Type</b>	Error: An error occurred
<b>Severity</b>	error

## TFTPD\_RECV\_ERR

---

<b>System Log Message</b>	recv: <i>error-message</i>
<b>Description</b>	The TFTP process (tnp.tftpd) could not receive data from the network.
<b>Type</b>	Error: An error occurred
<b>Severity</b>	error

## TFTPD\_SENDCOMPLETE\_INFO

---

<b>System Log Message</b>	Sent <i>count</i> blocks of <i>block-size</i> and 1 block of <i>size</i> for file ' <i>filename</i> '
<b>Description</b>	The TFTP process (tnp.tftpd) successfully sent a file. This message records the number of blocks sent, the block size used, the size of the last block, and the name of the source file.
<b>Type</b>	Event: This message reports an event, not an error
<b>Severity</b>	info

## TFTPD\_SEND\_ERR

---

<b>System Log Message</b>	send: <i>error-message</i>
<b>Description</b>	The TFTP process (tnp.tftpd) could not send data.

**Type** Error: An error occurred  
**Severity** error

### TFTPD\_SOCKET\_ERR

---

**System Log Message** socket: *error-message*  
**Description** The TFTP process (tnp.tftpd) could not open a socket for data transmission or reception.  
**Type** Error: An error occurred  
**Severity** error

### TFTPD\_STATFS\_ERR

---

**System Log Message** statfs *filename*, error: *error-message*  
**Description** The TFTP process (tnp.tftpd) issued the statfs() system call to obtain the status of the file system into which it needed to write a crash file. The system call failed with the indicated error.  
**Type** Error: An error occurred  
**Severity** error

## Chapter 79

# UI System Log Messages

This chapter describes messages with the UI prefix. They are generated by the JUNOS command-line interface (CLI) and management process (mgd), which together form the JUNOS user interface that accepts and processes input from users and client applications.

### UI\_AUTH\_EVENT

---

<b>System Log Message</b>	Authenticated user ' <i>username</i> ' at permission level ' <i>authentication-level</i> '
<b>Description</b>	The management process (mgd) authenticated the indicated user.
<b>Type</b>	Event: This message reports an event, not an error
<b>Severity</b>	info

### UI\_AUTH\_INVALID\_CHALLENGE

---

<b>System Log Message</b>	Received invalid authentication challenge for user ' <i>username</i> ': <i>response</i>
<b>Description</b>	When a user logs onto the routing platform and attempts to authenticate, the CLI and management process (mgd) use a challenge-and-response system to limit the exposure of sensitive information such as passwords and keys. The format of the challenge generated by mgd was incorrect.
<b>Type</b>	Error: An error occurred
<b>Severity</b>	error
<b>Cause</b>	An internal software failure occurred.
<b>Action</b>	Contact your technical support representative.

### UI\_BOOTTIME\_FAILED

---

<b>System Log Message</b>	Unable to fetch boot time: <i>error-message</i>
<b>Description</b>	The management process (mgd) could not retrieve the system boot time from the kernel.
<b>Type</b>	Error: An error occurred
<b>Severity</b>	error
<b>Cause</b>	An internal software failure occurred.

**Action** Contact your technical support representative.

## UI\_CFG\_AUDIT\_NEW

---

**System Log Message** User '*username*' action: *pathname new-name*

**Description** The indicated user created a new configuration object by copying or renaming an existing object as indicated.

**Type** Event: This message reports an event, not an error

**Severity** info

## UI\_CFG\_AUDIT\_OTHER

---

**System Log Message** User '*username*' action: *pathname delimitervalue*

**Description** The indicated user deleted, activated, or deactivated a configuration object, as indicated. The JUNOS configuration log facility logged the change.

**Type** Event: This message reports an event, not an error

**Severity** info

## UI\_CFG\_AUDIT\_SET

---

**System Log Message** User '*username*' action: *pathname delimiterdata -> "value"*

**Description** The indicated user set a value for a configuration object, as indicated.

**Type** Event: This message reports an event, not an error

**Severity** info

## UI\_CFG\_AUDIT\_SET\_SECRET

---

**System Log Message** User '*username*' action: *pathname*

**Description** The indicated user set a value for a configuration object, as indicated. For security, the actual value (which might be an authentication key or password, for example) is not recorded.

**Type** Event: This message reports an event, not an error

**Severity** info

## UI\_CHILD\_ARGS\_EXCEEDED

---

**System Log Message** Too many arguments for child process '*command*'

**Description** The management process (mgd) invokes some commands on behalf of users. It supplied more arguments than the command's syntax statement specifies.

**Type** Error: An error occurred

**Severity** error



<b>Cause</b>	An internal software failure occurred.
<b>Action</b>	Contact your technical support representative.

## UI\_CHILD\_CHANGE\_USER

---

<b>System Log Message</b>	Unable to switch to local user: <i>username</i>
<b>Description</b>	The management process (mgd) invokes some commands on behalf of users. Its attempt to adopt the UID of the indicated user failed.
<b>Type</b>	Error: An error occurred
<b>Severity</b>	error
<b>Cause</b>	An internal software failure occurred.
<b>Action</b>	Contact your technical support representative.

## UI\_CHILD\_EXEC

---

<b>System Log Message</b>	Child exec failed for command ' <i>command</i> ': <i>error-message</i>
<b>Description</b>	The management process (mgd) invoked the exec() system call while creating a child processes to execute the indicated command on its behalf. The system call failed.
<b>Type</b>	Error: An error occurred
<b>Severity</b>	error
<b>Cause</b>	An internal software failure occurred.
<b>Action</b>	Contact your technical support representative.

## UI\_CHILD\_EXITED

---

<b>System Log Message</b>	Child exited: PID <i>pid</i> , status <i>return-value</i> <i>core-dump-status</i> , command ' <i>command</i> '
<b>Description</b>	The management process (mgd) created a child process to execute the indicated command for it. The child process exited unexpectedly with the indicated status code.
<b>Type</b>	Error: An error occurred
<b>Severity</b>	notice
<b>Cause</b>	An internal software failure occurred.
<b>Action</b>	Contact your technical support representative.

## UI\_CHILD\_FOPEN

---

<b>System Log Message</b>	Unable to append to log ' <i>filename</i> ': <i>error-message</i>
<b>Description</b>	The management process (mgd) attempted to save the output from a command in the indicated log file, but could not open the file.

<b>Type</b>	Error: An error occurred
<b>Severity</b>	error
<b>Cause</b>	An internal software failure occurred.
<b>Action</b>	Contact your technical support representative.

## UI\_CHILD\_PIPE\_FAILED

---

<b>System Log Message</b>	Unable to create pipe for command ' <i>command</i> ': <i>error-message</i>
<b>Description</b>	The management process (mgd) created a child process to execute the indicated command for it. Its attempt to create pipes for communication with the child process failed.
<b>Type</b>	Error: An error occurred
<b>Severity</b>	error
<b>Cause</b>	An internal software failure occurred.
<b>Action</b>	Contact your technical support representative.

## UI\_CHILD\_STOPPED

---

<b>System Log Message</b>	Child stopped: PID <i>pid</i> , signal = <i>signal-name</i> core-dump-status, command = ' <i>command</i> ')
<b>Description</b>	The management process (mgd) created a child process to execute the indicated command for it. The child process received the indicated signal and stopped.
<b>Type</b>	Error: An error occurred
<b>Severity</b>	notice
<b>Cause</b>	An internal software failure occurred.
<b>Action</b>	Contact your technical support representative.

## UI\_CHILD\_WAITPID

---

<b>System Log Message</b>	waitpid failed: PID <i>pid</i> , rc <i>return-value</i> , status <i>status-code</i> : <i>error-message</i>
<b>Description</b>	The management process (mgd) created a child process to execute a command for it. It could not wait for the child process to finish.
<b>Type</b>	Error: An error occurred
<b>Severity</b>	error
<b>Cause</b>	An internal software failure occurred.
<b>Action</b>	Contact your technical support representative.

## UI\_CMDLINE\_READ\_LINE

---

<b>System Log Message</b>	User ' <i>username</i> ', command ' <i>command</i> '
<b>Description</b>	The indicated user typed the indicated command at the CLI prompt and pressed the Enter key, sending the command string to the management process (mgd).
<b>Type</b>	Event: This message reports an event, not an error
<b>Severity</b>	info

## UI\_CMD\_AUTH\_REGEX\_INVALID

---

<b>System Log Message</b>	Invalid ' <i>allow-deny</i> ' command authorization regular expression ' <i>regular-expression</i> ': <i>error-message</i>
<b>Description</b>	An operation that attempted to set command or configuration authorization included the indicated regular expression. The operation failed because the expression syntax was invalid.
<b>Type</b>	Error: An error occurred
<b>Severity</b>	error
<b>Action</b>	Correct any errors in the regular expression.

## UI\_COMMIT

---

<b>System Log Message</b>	User ' <i>username</i> ' requested ' <i>command</i> ' operation (comment: <i>message</i> )
<b>Description</b>	The indicated user requested the indicated type of commit operation on the candidate configuration and added the indicated comment. The 'commit' operation applies to the local Routing Engine and the 'commit synchronize' operation to both Routing Engines.
<b>Type</b>	Event: This message reports an event, not an error
<b>Severity</b>	notice

## UI\_COMMIT\_AT\_ABORT

---

<b>System Log Message</b>	<i>reason</i> , will try again
<b>Description</b>	An attempt to complete a pending commit operation was cancelled for the indicated reason.
<b>Type</b>	Error: An error occurred
<b>Severity</b>	error

## UI\_COMMIT\_AT\_COMPLETED

---

<b>System Log Message</b>	'commit at' was successful
<b>Description</b>	Changes to the candidate configuration were activated at the time scheduled by a 'commit at' operation.

<b>Type</b>	Event: This message reports an event, not an error
<b>Severity</b>	notice

## UI\_COMMIT\_AT\_FAILED

---

<b>System Log Message</b>	<i>reason</i> , scheduled commit cleared
<b>Description</b>	A 'commit at' operation did not complete, for the indicated reason.
<b>Type</b>	Error: An error occurred
<b>Severity</b>	error

## UI\_COMMIT\_COMPRESS\_FAILED

---

<b>System Log Message</b>	Unable to compress file ' <i>filename</i> '
<b>Description</b>	As part of committing a new configuration, the management process (mgd) compresses and saves a copy of the configuration. mgd saved the configuration file in regular format because it could not compress it.
<b>Type</b>	Error: An error occurred
<b>Severity</b>	error
<b>Cause</b>	The Routing Engine is low on resources.
<b>Cause</b>	An internal software failure occurred.
<b>Action</b>	Contact your technical support representative.

## UI\_COMMIT\_CONFIRMED\_REMINDER

---

<b>System Log Message</b>	'commit confirmed' must be confirmed within <i>duration</i> minutes
<b>Description</b>	A 'commit confirmed' operation has activated the candidate configuration temporarily. If the commit is not confirmed within the indicated number of minutes (for example, by the command-line interface (CLI) 'commit' command), the management process (mgd) will roll back to the previous configuration.
<b>Type</b>	Event: This message reports an event, not an error
<b>Severity</b>	notice

## UI\_COMMIT\_EMPTY\_CONTAINER

---

<b>System Log Message</b>	Skipped empty object ' <i>node-name</i> '
<b>Description</b>	Some container objects are marked for automatic removal from the configuration hierarchy if they are empty when the user who created them changes to the top ([edit]) level of the hierarchy or exits configuration mode. While committing the candidate configuration, the management process (mgd) encountered such an object that was empty but not removed.
<b>Type</b>	Event: This message reports an event, not an error

<b>Severity</b>	info
<b>Cause</b>	When the commit operation began, the user who created the new container object had not populated it and was in configuration mode but not at the top level of the hierarchy.
<b>Action</b>	Populate or remove the empty object before committing the configuration. The user who created the object can remove it by exiting configuration mode or issuing the 'top' command to move to the top level of the hierarchy.

## UI\_COMMIT\_NOT\_CONFIRMED

---

<b>System Log Message</b>	Commit was not confirmed; <i>message</i>
<b>Description</b>	The 'commit confirmed' operation commits a configuration but requires confirmation within a defined number of minutes for the commit to become permanent. If the commit is not confirmed (by the 'commit' command, for example), the management process (mgd) automatically rolls back to the previously committed configuration. The automatic rollback restores management access to the routing platform in case an error in the configuration blocks access.
<b>Type</b>	Event: This message reports an event, not an error
<b>Severity</b>	notice

## UI\_COMMIT\_PROGRESS

---

<b>System Log Message</b>	Commit operation in progress: <i>message</i>
<b>Description</b>	As it performed a commit operation, the management process (mgd) recorded its execution of the indicated step.
<b>Type</b>	Event: This message reports an event, not an error
<b>Severity</b>	info

## UI\_COMMIT\_ROLLBACK\_FAILED

---

<b>System Log Message</b>	Automatic rollback failed
<b>Description</b>	The 'commit confirmed' operation commits a configuration but requires confirmation within a defined number of minutes for the commit to become permanent. If the commit is not confirmed (by the 'commit' command, for example), the management process (mgd) automatically rolls back to the previously committed configuration. The 'commit confirmed' operation was not confirmed, but mgd could not roll back the configuration. The configuration might be in an indeterminate state.
<b>Type</b>	Error: An error occurred
<b>Severity</b>	error
<b>Cause</b>	The cause of the problem might be recorded in messages that precede this message in the system log.

**UI\_COMMIT\_SYNC\_FORCE**

---

<b>System Log Message</b>	All logins to local configuration database were terminated because forced 'commit synchronize' operation was invoked on other Routing Engine
<b>Description</b>	The 'commit synchronize force' command was issued on the other Routing Engine on the router. All login sessions in the local configuration database were terminated and the configuration from the other Routing Engine was committed on the local Routing Engine.
<b>Type</b>	Event: This message reports an event, not an error
<b>Severity</b>	notice

**UI\_CONFIGURATION\_ERROR**

---

<b>System Log Message</b>	Process: <i>process-name</i> , path: <i>pathname</i> , statement: <i>configuration-statement</i> , <i>error-message</i>
<b>Description</b>	The indicated process found a problem in its configuration.
<b>Type</b>	Error: An error occurred
<b>Severity</b>	error

**UI\_CONFIGURATION\_WARNING**

---

<b>System Log Message</b>	Process: <i>process-name</i> , path: <i>pathname</i> , statement: <i>configuration-statement</i> , <i>warning-message</i>
<b>Description</b>	The indicated process found a problem in its configuration.
<b>Type</b>	Error: An error occurred
<b>Severity</b>	warning

**UI\_DAEMON\_ACCEPT\_FAILED**

---

<b>System Log Message</b>	<i>connection-type</i> socket connection accept failed: <i>error-message</i>
<b>Description</b>	The management process (mgd) did not accept an incoming connection request.
<b>Type</b>	Error: An error occurred
<b>Severity</b>	error
<b>Cause</b>	An internal software failure occurred.
<b>Action</b>	Contact your technical support representative.

**UI\_DAEMON\_FORK\_FAILED**

---

<b>System Log Message</b>	Unable to create session child: <i>error-message</i>
<b>Description</b>	The management process (mgd) invokes the fork() system call to create a copy of itself for each CLI session. The system call failed.

<b>Type</b>	Error: An error occurred
<b>Severity</b>	error
<b>Cause</b>	An internal software failure occurred.
<b>Action</b>	Contact your technical support representative.

## UI\_DAEMON\_SELECT\_FAILED

---

<b>System Log Message</b>	select failed: <i>error-message</i>
<b>Description</b>	The management process (mgd) uses the select() system call to listen for incoming connection requests on a socket. The system call failed.
<b>Type</b>	Error: An error occurred
<b>Severity</b>	error
<b>Cause</b>	An internal software failure occurred.
<b>Action</b>	Contact your technical support representative.

## UI\_DAEMON\_SOCKET\_FAILED

---

<b>System Log Message</b>	<i>connection-type</i> socket create failed: <i>error-message</i>
<b>Description</b>	The management process (mgd) uses sockets to communicate with other JUNOS Software processes running on the routing platform. It could not allocate a socket.
<b>Type</b>	Error: An error occurred
<b>Severity</b>	error
<b>Cause</b>	System resources are exhausted.
<b>Action</b>	Contact your technical support representative.

## UI\_DBASE\_ACCESS\_FAILED

---

<b>System Log Message</b>	Unable to reaccess configuration database file ' <i>filename</i> ', address <i>address</i> , size <i>size</i> : <i>reason</i>
<b>Description</b>	To increase the size of the configuration database, the management process (mgd) must unmap the database from its address space, change the database size, and remap the database. The remapping operation failed.
<b>Type</b>	Error: An error occurred
<b>Severity</b>	error
<b>Cause</b>	An internal software failure occurred.
<b>Action</b>	Contact your technical support representative.

## UI\_DBASE\_CHECKOUT\_FAILED

---

<b>System Log Message</b>	Database ' <i>filename</i> ' is out of data and needs to be rebuilt
<b>Description</b>	When the routing platform boots, the management process (mgd) checks the configuration database for internal consistency. It found one or more inconsistencies.
<b>Type</b>	Event: This message reports an event, not an error
<b>Severity</b>	alert
<b>Cause</b>	mgd restarted after new JUNOS Software was installed.
<b>Action</b>	None; mgd will rebuild the database.

## UI\_DBASE\_EXTEND\_FAILED

---

<b>System Log Message</b>	Unable to extend configuration database file ' <i>filename</i> ' to size <i>requested-size</i> : <i>reason</i>
<b>Description</b>	The management process (mgd) could not increase the configuration database to the indicated size.
<b>Type</b>	Error: An error occurred
<b>Severity</b>	error
<b>Cause</b>	The hard disk is defective or is not installed in the routing platform.
<b>Action</b>	Repair or replace the hard disk.
<b>Cause</b>	There is insufficient disk space on the /var partition on the hard disk.
<b>Action</b>	Delete user files from the /var/homes directory to increase the available disk space.

## UI\_DBASE\_LOGIN\_EVENT

---

<b>System Log Message</b>	User ' <i>username</i> ' entering configuration mode
<b>Description</b>	The indicated user entered configuration mode (logged into the configuration database).
<b>Type</b>	Event: This message reports an event, not an error
<b>Severity</b>	notice

## UI\_DBASE\_LOGOUT\_EVENT

---

<b>System Log Message</b>	User ' <i>username</i> ' exiting configuration mode
<b>Description</b>	The indicated user exited configuration mode (logged out of the configuration database).
<b>Type</b>	Event: This message reports an event, not an error
<b>Severity</b>	notice



## UI\_DBASE\_MISMATCH\_EXTENT

---

<b>System Log Message</b>	Database header extent mismatch for file ' <i>filename</i> ': expecting <i>expected-value</i> , got <i>received-value</i>
<b>Description</b>	The header in the configuration database records the highest address allocated in the database. The management process (mgd) discovered that the highest address actually allocated in the database does not match the header value.
<b>Type</b>	Error: An error occurred
<b>Severity</b>	error
<b>Cause</b>	The database file is corrupted.
<b>Action</b>	Contact your technical support representative.

## UI\_DBASE\_MISMATCH\_MAJOR

---

<b>System Log Message</b>	Database header major version number mismatch for file ' <i>filename</i> ': expecting <i>expected-value</i> , got <i>received-value</i>
<b>Description</b>	For compatibility, the version number recorded in the header of the configuration database must match the version of JUNOS Software running on the routing platform. The management process (mgd) discovered that the major parts (for example, '5' in '5.x') of the version numbers do not match.
<b>Type</b>	Error: An error occurred
<b>Severity</b>	error
<b>Cause</b>	A recent software upgrade did not complete successfully.
<b>Action</b>	Issue the 'show version' command to check the JUNOS version. If necessary, issue the 'request system reboot' command to reboot the routing platform and complete the software installation.
<b>Cause</b>	The database file is corrupted.
<b>Action</b>	Contact your technical support representative.

## UI\_DBASE\_MISMATCH\_MINOR

---

<b>System Log Message</b>	Database header minor version number mismatch for file ' <i>filename</i> ': expecting <i>expected-value</i> , got <i>received-value</i>
<b>Description</b>	For compatibility, the version number recorded in the header of the configuration database must match the version of JUNOS Software running on the routing platform. The management process (mgd) discovered that the minor parts (for example, '2' in 'x.2') of the version numbers do not match.
<b>Type</b>	Error: An error occurred
<b>Severity</b>	error
<b>Cause</b>	A recent software upgrade did not complete successfully.

- Action** Issue the 'show version' command to check the JUNOS version. If necessary, issue the 'request system reboot' command to reboot the routing platform and complete the software installation.
- Cause** The database file is corrupted.
- Action** Contact your technical support representative.

## UI\_DBASE\_MISMATCH\_SEQUENCE

---

- System Log Message** Database header sequence numbers mismatch for file '*filename*'. If a package has just been added or deleted, please verify and commit the configuration.
- Description** The header of the configuration database records the version number of the configuration schema (possible set of statements) used when the database was created. To prevent corruption, all JUNOS processes that access the database must use the same schema. The management process (mgd) discovered that the version number for the JUNOS Software installed on the routing platform does not match the header value.
- Type** Error: An error occurred
- Severity** warning
- Cause** A recent software upgrade did not complete successfully.
- Action** Issue the 'show version' command to check the JUNOS version. If necessary, issue the 'request system reboot' command to reboot the routing platform and complete the software installation.
- Cause** The database file is corrupted.
- Action** Contact your technical support representative.

## UI\_DBASE\_MISMATCH\_SIZE

---

- System Log Message** Database header size mismatch for file '*filename*': expecting *expected-value*, got *received-value*
- Description** The header of the configuration database records the database size. The management process (mgd) discovered that the size of the actual database file does not match the header value.
- Type** Error: An error occurred
- Severity** error
- Cause** The database file is corrupted.
- Action** Contact your technical support representative.

## UI\_DBASE\_OPEN\_FAILED

---

- System Log Message** Database open failed for file '*filename*': *reason*

<b>Description</b>	The management process (mgd) could not open the indicated configuration database file.
<b>Type</b>	Error: An error occurred
<b>Severity</b>	error
<b>Cause</b>	The database file does not exist.
<b>Action</b>	Select a different filename or create a new configuration.
<b>Cause</b>	The /config directory does not have sufficient space for a new database.
<b>Action</b>	Remove files from the /config directory to make more space available.

## UI\_DBASE\_REBUILD\_FAILED

---

<b>System Log Message</b>	<i>modeusername</i> rebuild of the database ' <i>filename</i> ' failed
<b>Description</b>	The management process (mgd) could not rebuild the configuration database file.
<b>Type</b>	Error: An error occurred
<b>Severity</b>	alert
<b>Cause</b>	An internal software failure occurred.
<b>Action</b>	Contact your technical support representative.

## UI\_DBASE\_REBUILD\_SCHEMA\_FAILED

---

<b>System Log Message</b>	Automatic rebuild of the database failed
<b>Description</b>	The management process (mgd) could not rebuild the schema for the configuration database.
<b>Type</b>	Error: An error occurred
<b>Severity</b>	alert
<b>Cause</b>	An internal software failure occurred.
<b>Action</b>	Contact your technical support representative.

## UI\_DBASE\_REBUILD\_STARTED

---

<b>System Log Message</b>	<i>modeusername</i> rebuild/rollback of the database ' <i>filename</i> ' started
<b>Description</b>	The management process (mgd) began to rebuild the configuration database file or its schema because that object was not current. The operation will complete shortly.
<b>Type</b>	Event: This message reports an event, not an error
<b>Severity</b>	alert

## UI\_DBASE\_RECREATE

---

<b>System Log Message</b>	User ' <i>username</i> ' attempting database re-creation
<b>Description</b>	The management process (mgd) discovered that the version of JUNOS Software running on the routing platform does not match the version of the current configuration database. In response to a prompt from mgd, the indicated user initiated a rebuilding of the database.
<b>Type</b>	Event: This message reports an event, not an error
<b>Severity</b>	notice

## UI\_DBASE\_REOPEN\_FAILED

---

<b>System Log Message</b>	Reopen of the database failed
<b>Description</b>	After rebuilding the schema file for the configuration database, the management process (mgd) closes the file and reopens it in read-only mode to prevent corruption. It could not reopen the file.
<b>Type</b>	Error: An error occurred
<b>Severity</b>	alert
<b>Cause</b>	An internal software failure occurred.
<b>Action</b>	Contact your technical support representative.

## UI\_DUPLICATE\_UID

---

<b>System Log Message</b>	Users <i>username1</i> and <i>username2</i> have the same UID <i>uid</i>
<b>Description</b>	The JUNOS Software allows multiple user login accounts to share the same UID. This message was logged in case site policy dictates that users should not share UIDs.
<b>Type</b>	Event: This message reports an event, not an error
<b>Severity</b>	notice
<b>Action</b>	Assign different UIDs to the affected users.

## UI\_FACTORY\_OPERATION

---

<b>System Log Message</b>	Committing factory default configuration because CONFIG button was pressed and held
<b>Description</b>	The management process (mgd) began a commit operation to activate the factory default configuration, because the CONFIG button on the chassis was pressed and held for 15 seconds or more.
<b>Type</b>	Event: This message reports an event, not an error
<b>Severity</b>	notice

## UI\_INITIALSETUP\_OPERATION

---

<b>System Log Message</b>	Committing EZsetup configuration as EZsetup option is chosen
<b>Description</b>	The management process (mgd) began a commit operation to activate the pre initial setup configuration, because the initial-setup option was selected from the LCD Menu.
<b>Type</b>	Event: This message reports an event, not an error
<b>Severity</b>	notice

## UI\_INVALID\_REMOTE\_PERMISSION

---

<b>System Log Message</b>	invalid permissions from authorization server: <i>permission-name</i>
<b>Description</b>	RADIUS and TACACS + authorization servers use Juniper Networks vendor-specific attributes (VSAs) to specify user permissions. A VSA included the indicated permission name, which is invalid.
<b>Type</b>	Error: An error occurred
<b>Severity</b>	error

## UI\_JUNOSCRIPT\_CMD

---

<b>System Log Message</b>	User ' <i>username</i> ' used JUNOScript client to run command ' <i>command</i> '
<b>Description</b>	The indicated user ran the indicated command using the JUNOScript application programming interface (API).
<b>Type</b>	Event: This message reports an event, not an error
<b>Severity</b>	info

## UI\_JUNOSCRIPT\_ERROR

---

<b>System Log Message</b>	JUNOScript error: <i>error-message</i>
<b>Description</b>	The management process (mgd) normally sends an error message to the JUNOS CLI or JUNOScript API client in an < xnm:error > tag. It could not send the tag, so it sent the indicated error message in an XML comment instead.
<b>Type</b>	Error: An error occurred
<b>Severity</b>	warning

## UI\_LCC\_NO\_MASTER

---

<b>System Log Message</b>	No master Routing Engine defined for LCC <i>lcc</i>
<b>Description</b>	By default, the JUNOS Software installed on the TX Matrix platform in a routing matrix is automatically copied to and installed on all T640 routing nodes in the routing matrix. The software was not installed on the indicated T640 routing node (line-card chassis, or LCC), because the management process (mgd) on the TX Matrix platform could not determine which Routing Engine on the LCC was the master.

<b>Type</b>	Error: An error occurred
<b>Severity</b>	error
<b>Action</b>	Resolve the mastership situation on the T640 routing node and install the software on its Routing Engines.

## UI\_LOAD\_EVENT

---

<b>System Log Message</b>	User ' <i>username</i> ' is performing a ' <i>operation</i> '
<b>Description</b>	The indicated user requested the indicated operation ('rollback, ' or 'load' or one of its variants) on the configuration database. The existing configuration database was deleted and a new database was created based on a text file.
<b>Type</b>	Event: This message reports an event, not an error
<b>Severity</b>	notice

## UI\_LOAD\_JUNOS\_DEFAULT\_FILE\_EVENT

---

<b>System Log Message</b>	Loading the default config from <i>pathname</i>
<b>Description</b>	The system is loading junos default configuration from file.
<b>Type</b>	Event: This message reports an event, not an error
<b>Severity</b>	info

## UI\_LOGIN\_EVENT

---

<b>System Log Message</b>	User ' <i>username</i> ' login, class ' <i>class-name</i> ' <i>local-peer</i> [ <i>pid</i> ]
<b>Description</b>	The indicated user started a JUNOS CLI session.
<b>Type</b>	Event: This message reports an event, not an error
<b>Severity</b>	info

## UI\_LOGOUT\_EVENT

---

<b>System Log Message</b>	User ' <i>username</i> ' logout
<b>Description</b>	The indicated user exited from a JUNOS CLI session.
<b>Type</b>	Event: This message reports an event, not an error
<b>Severity</b>	info

## UI\_LOST\_CONN

---

<b>System Log Message</b>	Lost connection to daemon ' <i>process-name</i> '
<b>Description</b>	The management process (mgd) uses sockets to communicate with other JUNOS Software processes. The socket it was using for the indicated process closed prematurely.

<b>Type</b>	Error: An error occurred
<b>Severity</b>	error
<b>Cause</b>	An internal software failure occurred.
<b>Action</b>	Contact your technical support representative.

## UI\_MASTERSHIP\_EVENT

---

<b>System Log Message</b>	<i>mastership-event card-name</i> mastership by 'username'
<b>Description</b>	Some redundant routing platform components use a master/standby system in which the master component is active and the standby is inactive but ready to assume mastership. The indicated user performed the indicated operation to modify component mastership.
<b>Type</b>	Event: This message reports an event, not an error
<b>Severity</b>	warning

## UI\_MOTD\_PROPAGATE\_ERROR

---

<b>System Log Message</b>	Unable to propagate login announcement (motd) to <i>pathname</i>
<b>Description</b>	The management process (mgd) could not create or write to the indicated file, which was the intended location for the message of the day (MOTD) configured at the [edit system login announcement] hierarchy level.
<b>Type</b>	Error: An error occurred
<b>Severity</b>	error

## UI\_NETCONF\_CMD

---

<b>System Log Message</b>	User 'username' used NETCONF client to run command ' <i>command</i> '
<b>Description</b>	The indicated user ran the indicated command using the NETCONF application programming interface (API).
<b>Type</b>	Event: This message reports an event, not an error
<b>Severity</b>	info

## UI\_NETCONF\_ERROR

---

<b>System Log Message</b>	NETCONF error: <i>error-message</i>
<b>Description</b>	The management process (mgd) normally sends error messages to the NETCONF client in the <rpc-error> tag element. It could not send that tag element, and instead sent the indicated error message in an XML comment.
<b>Type</b>	Error: An error occurred
<b>Severity</b>	warning

## UI\_PARSE\_JUNOSCRIP\_ATTRIBUTES

---

<b>System Log Message</b>	Error parsing attributes in client <i>junoscript</i> tag
<b>Description</b>	The management process (mgd) encountered an error and exited while attempting to parse the XML attributes in the < <i>junoscript</i> > tag submitted by a client application.
<b>Type</b>	Error: An error occurred
<b>Severity</b>	error

## UI\_READ\_FAILED

---

<b>System Log Message</b>	read failed for peer <i>peer-name</i> : <i>error-message</i>
<b>Description</b>	The management process (mgd) uses the read() system call to access data sent by other JUNOS processes running on the routing platform (referred to as its peers). The system call failed for the indicated process.
<b>Type</b>	Error: An error occurred
<b>Severity</b>	error
<b>Cause</b>	An internal software failure occurred.
<b>Action</b>	Contact your technical support representative.

## UI\_READ\_TIMEOUT

---

<b>System Log Message</b>	Timeout on read of peer ' <i>peer-name</i> '
<b>Description</b>	When communicating with other JUNOS processes running on the routing platform (referred to as peers), the management process (mgd) waits only a defined period for responses to arrive. The timeout period passed for the indicated process.
<b>Type</b>	Event: This message reports an event, not an error
<b>Severity</b>	notice

## UI\_REBOOT\_EVENT

---

<b>System Log Message</b>	System <i>halt-reboot</i> by ' <i>username</i> '
<b>Description</b>	The indicated software process restarted as requested by the indicated user.
<b>Type</b>	Event: This message reports an event, not an error
<b>Severity</b>	warning

## UI\_RESCUE\_OPERATION

---

<b>System Log Message</b>	Committing rescue configuration because CONFIG button was pressed
<b>Description</b>	The management process (mgd) began a commit operation to activate the rescue configuration, because the CONFIG button on the chassis was pressed.



<b>Type</b>	Event: This message reports an event, not an error
<b>Severity</b>	notice

## UI\_RESTART\_EVENT

---

<b>System Log Message</b>	User ' <i>username</i> ' restarting daemon ' <i>process-name</i> ' <i>description</i>
<b>Description</b>	The indicated software process restarted as requested by the indicated user.
<b>Type</b>	Event: This message reports an event, not an error
<b>Severity</b>	warning

## UI\_SCHEMA\_CHECKOUT\_FAILED

---

<b>System Log Message</b>	Schema is out of date and needs to be rebuilt
<b>Description</b>	The JUNOS user interface schema file records all CLI commands and configuration statements available in the JUNOS Software. While initializing, the new management process (mgd) determined that the schema's sequence number means that the schema is incompatible with the JUNOS Software installed on the routing platform.
<b>Type</b>	Error: An error occurred
<b>Severity</b>	alert
<b>Cause</b>	The schema is out of date.
<b>Action</b>	None; mgd will rebuild the schema based on the current JUNOS version.

## UI\_SCHEMA\_MISMATCH\_MAJOR

---

<b>System Log Message</b>	Schema major version mismatch for package <i>package-name</i> ( <i>expected-value</i> vs. <i>received-value</i> )
<b>Description</b>	The JUNOS user interface schema file records all CLI commands and configuration statements available in the JUNOS Software. While initializing, the management process (mgd) discovered that the major part (for example, '5' in '5.x') of the schema version number does not match the major version number of the JUNOS Software installed on the routing platform. The mismatch could lead to corruption of the configuration database.
<b>Type</b>	Error: An error occurred
<b>Severity</b>	error
<b>Cause</b>	The schema is incompatible with the installed JUNOS Software.
<b>Action</b>	None; mgd will rebuild the schema based on the current JUNOS version.
<b>Cause</b>	An internal software failure occurred.
<b>Action</b>	Contact your technical support representative.

## UI\_SCHEMA\_MISMATCH\_SEQUENCE

---

<b>System Log Message</b>	Schema header sequence numbers mismatch for package <i>package-name</i>
<b>Description</b>	The JUNOS user interface schema file records all CLI commands and configuration statements available in the JUNOS Software. Schema sequence numbers serve as a checksum of the configuration data schema and ensure that the software used to access the database understands the data. The value in the database file did not match the expected value.
<b>Type</b>	Error: An error occurred
<b>Severity</b>	error
<b>Cause</b>	The JUNOS Software installation did not succeed, possibly because of an internal software error.
<b>Action</b>	Contact your technical support representative.

## UI\_SCHEMA\_SEQUENCE\_ERROR

---

<b>System Log Message</b>	Schema sequence number mismatch
<b>Description</b>	The JUNOS user interface schema file records all CLI commands and configuration statements available in the JUNOS Software. The management process (mgd) rebuilds the schema as necessary to be compatible with the JUNOS Software installed on the routing platform. A sequence number in the schema acts as a checksum that represents its content and format. A JUNOS process attempted to access the schema but determined that the schema's sequence number means that it is incompatible with the process.
<b>Type</b>	Error: An error occurred
<b>Severity</b>	alert
<b>Cause</b>	An internal software failure occurred.
<b>Action</b>	Contact your technical support representative.

## UI\_TACPLUS\_ERROR

---

<b>System Log Message</b>	TACACS+ failure: <i>error-message</i>
<b>Description</b>	The management process (mgd) failed to send a record to TACACS+.
<b>Type</b>	Error: An error occurred
<b>Severity</b>	notice

## UI\_VERSION\_FAILED

---

<b>System Log Message</b>	Unable to fetch system version: <i>error-message</i>
<b>Description</b>	The management process (mgd) could not retrieve version information from the kernel.

<b>Type</b>	Error: An error occurred
<b>Severity</b>	error
<b>Action</b>	Contact your technical support representative.

**UI\_WRITE\_RECONNECT**

---

<b>System Log Message</b>	Re-establishing connection to peer ' <i>peer-name</i> '
<b>Description</b>	The management process (mgd) reconnected to the indicated JUNOS process running on the routing platform.
<b>Type</b>	Event: This message reports an event, not an error
<b>Severity</b>	notice



## Chapter 80

# VCCPD System Log Messages

This chapter describes messages with the VCCPD prefix. They are generated by the virtual chassis control protocol (vccpd) process.

### VCCPD\_KNL\_VERSION

---

<b>System Log Message</b>	Routing socket version mismatch (kernel <i>kernel-version</i> != vccpd <i>version</i> ) -- kernel upgrade required
<b>Description</b>	The virtual chassis control protocol process (VCCPD) discovered that the kernel does not support the version of routing sockets it requires.
<b>Type</b>	Error: An error occurred
<b>Severity</b>	error
<b>Cause</b>	The kernel version is older than the VCCPD version.
<b>Action</b>	Upgrade the kernel package.

### VCCPD\_KNL\_VERSIONNONE

---

<b>System Log Message</b>	Routing socket message type <i>message-type</i> 's version is not supported by kernel, expected <i>version</i> -- kernel upgrade required
<b>Description</b>	The virtual chassis control protocol process (VCCPD) discovered that the kernel does not support the routing socket message types that it requires.
<b>Type</b>	Error: An error occurred
<b>Severity</b>	error
<b>Cause</b>	The kernel version is older than the VCCPD version.
<b>Action</b>	Upgrade the kernel package.

### VCCPD\_KNL\_VERSIONOLD

---

<b>System Log Message</b>	Routing socket message type <i>message-type</i> 's version is older than expected ( <i>kernel-version</i> < <i>version</i> ) -- consider upgrading the kernel
<b>Description</b>	The virtual chassis control protocol process (VCCPD) discovered that the kernel uses an older version of routing socket message types than it does.

<b>Type</b>	Error: An error occurred
<b>Severity</b>	error
<b>Cause</b>	The kernel version is older than the VCCPD version.
<b>Action</b>	Upgrade the kernel package.

## VCCPD\_PROTOCOL\_ADJDOWN

---

<b>System Log Message</b>	Lost adjacency to <i>neighbor-system-ids</i> on <i>interface-name</i> ,
<b>Description</b>	A virtual chassis adjacency with the indicated neighboring switch was terminated. The local switch no longer exchanges information with the neighboring switch.
<b>Type</b>	Event: This message reports an event, not an error
<b>Severity</b>	notice
<b>Cause</b>	The communication path to the neighboring switch was disrupted, a protocol error occurred, or the neighboring switch was powered down.

## VCCPD\_PROTOCOL\_ADJUP

---

<b>System Log Message</b>	New adjacency to <i>neighbor-system-ids</i> on <i>interface-name</i>
<b>Description</b>	A virtual chassis adjacency was established with the indicated neighboring switch. The local switch can now exchange information with it.
<b>Type</b>	Event: This message reports an event, not an error
<b>Severity</b>	info

## VCCPD\_PROTOCOL\_LSPCKSUM

---

<b>System Log Message</b>	LSP checksum error, interface <i>interface-name</i> , LSP id <i>lspl</i> , sequence <i>sequence-number</i> , checksum <i>checksum</i> , lifetime <i>duration</i>
<b>Description</b>	The indicated vccpd link-state PDU (LSP) failed an internal checksum validity test, implying that it was corrupted.
<b>Type</b>	Error: An error occurred
<b>Severity</b>	warning
<b>Cause</b>	The packet was corrupted in transit between the neighboring switch and this switch, or memory on one of the switches was corrupted.
<b>Action</b>	None, unless a large number of these messages appear in the system log file. The corrupted LSP is purged from the virtual chassis and sent again by the originator.

## VCCPD\_PROTOCOL\_OVERLOAD

---

<b>System Log Message</b>	vccpd database overload
<b>Description</b>	The vccpd link-state database is full and no additional memory can be allocated for it.

<b>Type</b>	Error: An error occurred
<b>Severity</b>	alert
<b>Cause</b>	No additional memory is available for storing vccpd link-state information. Either system resources are exhausted or a software error occurred (such as a memory leak).
<b>Action</b>	Perform one or more of the following actions: (1) Check for unusually high memory usage by vccpd, (2) Add more memory to the switch.

## VCCPD\_SYSTEM

---

<b>System Log Message</b>	<i>reason: error-message</i>
<b>Description</b>	A system call made by this process failed.
<b>Type</b>	Error: An error occurred
<b>Severity</b>	error
<b>Cause</b>	It is possible that the kernel lacked the resources to fulfill the request.





## Chapter 81

# VRRPD System Log Messages

This chapter describes messages with the VRRPD prefix. They are generated by the Virtual Router Redundancy Protocol (VRRP) process (vrrpd), which provides the user interface for management of VRRP groups.

### VRRPD\_ADVERT\_TIME\_MISMATCH

---

**System Log Message** Packet received by *interface-name* for VRRP group *vrrp-group-id* had advertisement time *received-value* ms instead of required *expected-value* ms

**Description** A Virtual Routing Redundancy Protocol (VRRP) advertisement packet received by the indicated interface for the indicated VRRP group specified an advertisement-timer value different from the value configured for the interface and group. The advertisement interval must be the same on all routing platforms in the VRRP group. For VRRP with IPv4, the value is set by the 'advertise-interval <seconds>' or 'fast-interval <milliseconds>' statement at the [edit interfaces <interface-name> unit <logical-unit-number> family inet address <address> vrrp-group <group-number>] hierarchy level. For VRRP with IPv6, the value is set by the 'inet6-advertise-interval <seconds>' or 'fast-interval <milliseconds>' statement at the [edit interfaces <interface-name> unit <logical-unit-number> family inet6 address <address> vrrp-inet6-group <group-number>] hierarchy level.

**Type** Error: An error occurred

**Severity** error

### VRRPD\_AUTH\_INFO\_INVALID

---

**System Log Message** VRRP ad packet from *ip-address* received by interface *interface-name.interface-unit* for group *vrrp-group-id* was invalid: *error-message*

**Description** The Virtual Routing Redundancy Protocol (VRRP) advertisement packet sent from the indicated IP address and received by the VRRP process (vrrpd) for the indicated group at the indicated address contained invalid authentication information. The message 'invalid-authentication-type' means that the packet specifies an authentication type that is not defined in RFC 2338, Virtual Router Redundancy Protocol. The message 'authentication-type-mismatch' means that the packet specifies an authentication type different from the type used by the interface that received the packet. The message 'authentication-key-mismatch' means that the authentication key in the packet is incorrect.

**Type** Error: An error occurred

**Severity** warning

**VRRPD\_GET\_TRAP\_HEADER\_FAILED**


---

<b>System Log Message</b>	Request for trap signature header failed
<b>Description</b>	The Virtual Routing Redundancy Protocol (VRRP) process requested the signature header for an SNMP trap. The request failed.
<b>Type</b>	Error: An error occurred
<b>Severity</b>	error
<b>Cause</b>	An internal software failure occurred.

**VRRPD\_LINK\_LOCAL\_ADD\_MISMATCH**


---

<b>System Log Message</b>	Link-Local Address Mismatch: <i>received-value expected-value</i>
<b>Description</b>	The indicated interface received a Virtual Routing Redundancy protocol (VRRP) packet for the indicated VRRP group in which the link-local address was different from the one configured for the group and interface
<b>Type</b>	Error: An error occurred
<b>Severity</b>	error

**VRRPD\_MISSING\_VIP**


---

<b>System Log Message</b>	Packet received by <i>interface-name</i> for VRRP group <i>vrrp-group-id</i> did not include required virtual IP address <i>ip-address</i>
<b>Description</b>	The indicated interface received a Virtual Routing Redundancy protocol (VRRP) packet for the indicated VRRP group in which the list of virtual IP addresses did not include the indicated address. For VRRP with IPv4, the list is defined by the 'virtual-address [ < addresses > ]' statement at the [edit interfaces < interface-name > unit < logical-unit-number > family inet address < address > vrrp-group < group-number > ] hierarchy level. For VRRP with IPv6, the list is defined by the 'virtual-inet6-address [ < addresses > ]' statement at the [edit interfaces < interface-name > unit < logical-unit-number > family inet6 address < address > vrrp-inet6-group < group-number > ] hierarchy level.
<b>Type</b>	Error: An error occurred
<b>Severity</b>	error

**VRRPD\_NEW\_BACKUP**


---

<b>System Log Message</b>	Interface <i>interface-name.interface-unit</i> (local address <i>interface-address</i> ) became VRRP backup for group <i>vrrp-group-id</i>
<b>Description</b>	The indicated interface became the Virtual Routing Redundancy Protocol (VRRP) backup for the indicated VRRP group. The VRRP process (vrrpd) stopped sending VRRP advertisements for the virtual IP address on the interface that corresponds to the group.
<b>Type</b>	Event: This message reports an event, not an error

**Severity** warning

## VRRPD\_NEW\_MASTER

<b>System Log Message</b>	Interface <i>interface-name.interface-unit</i> (local address <i>interface-address</i> ) became VRRP master for group <i>vrrp-group-id</i>
<b>Description</b>	The indicated interface became the Virtual Routing Redundancy Protocol (VRRP) master for the indicated VRRP group. The VRRP process (vrrpd) started sending VRRP advertisements for the virtual IP address on the interface that corresponds to the group.
<b>Type</b>	Event: This message reports an event, not an error
<b>Severity</b>	warning

## VRRPD\_VIP\_COUNT\_MISMATCH

<b>System Log Message</b>	Packet received by <i>interface-name</i> for VRRP group <i>vrrp-group-id</i> had <i>received-value</i> virtual IP addresses instead of required <i>expected-value</i>
<b>Description</b>	The indicated interface received a Virtual Routing Redundancy Protocol (VRRP) packet for the indicated VRRP group in which the number of virtual IP addresses was different from the number of addresses configured for the group and interface. The list of addresses must be the same on all routing platforms in a VRRP group. For VRRP with IPv4, the list is defined by the 'virtual-address [ < addresses > ]' statement at the [edit interfaces < interface-name > unit < logical-unit-number > family inet address < address > vrrp-group < group-number >] hierarchy level. For VRRP with IPv6, the list is defined by the 'virtual-inet6-address [ < addresses > ]' statement at the [edit interfaces < interface-name > unit < logical-unit-number > family inet6 address < address > vrrp-inet6-group < group-number >] hierarchy level.
<b>Type</b>	Error: An error occurred
<b>Severity</b>	error



## Chapter 82

# WEB System Log Messages

This chapter describes messages with the **WEB** prefix. They are generated by the Hypertext Transfer Protocol process (httpd), which provides a graphical user interface (GUI) for monitoring and configuring J Series Services Routers.

### WEB\_AUTH\_FAIL

---

<b>System Log Message</b>	Unable to authenticate httpd client (username <i>username</i> )
<b>Description</b>	The checklogin authentication process could not authenticate the indicated user.
<b>Type</b>	Event: This message reports an event, not an error
<b>Severity</b>	notice

### WEB\_AUTH\_SUCCESS

---

<b>System Log Message</b>	Authenticated httpd client (username <i>username</i> )
<b>Description</b>	The checklogin authentication process authenticated the indicated user.
<b>Type</b>	Event: This message reports an event, not an error
<b>Severity</b>	notice

### WEB\_AUTH\_TIME\_EXCEEDED

---

<b>System Log Message</b>	Login attempt exceeded maximum processing time
<b>Description</b>	The checklogin process halted a login attempt because it took longer than the maximum processing time allowed.
<b>Type</b>	Error: An error occurred
<b>Severity</b>	error

### WEB\_CERT\_FILE\_NOT\_FOUND

---

<b>System Log Message</b>	Could not find certificate file ' <i>filename</i> ', disabling HTTPS
<b>Description</b>	http-gk could not open the configured HTTPS certificate for reading.
<b>Type</b>	Error: An error occurred
<b>Severity</b>	error

**WEB\_CHILD\_STATE**

---

<b>System Log Message</b>	Unable to retrieve child state: <i>error-message</i>
<b>Description</b>	The Web management process (httpd) could not retrieve state information for a child process that had exited, for the indicated reason.
<b>Type</b>	Error: An error occurred
<b>Severity</b>	error

**WEB\_CONFIG\_OPEN\_ERROR**

---

<b>System Log Message</b>	Could not open ' <i>filename</i> ' for writing
<b>Description</b>	httpd-gk could not open the web server configuration file for writing.
<b>Type</b>	Error: An error occurred
<b>Severity</b>	error

**WEB\_CONFIG\_WRITE\_ERROR**

---

<b>System Log Message</b>	Could not write ' <i>filename</i> ' configuration. Disk full?
<b>Description</b>	httpd-gk could not write the web server configuration file to disk.
<b>Type</b>	Error: An error occurred
<b>Severity</b>	error

**WEB\_COULDNT\_START\_HTTPD**

---

<b>System Log Message</b>	Could not fork httpd process!
<b>Description</b>	The Web management gatekeeper process (httpd-gk) could not start the web management process (httpd).
<b>Type</b>	Error: An error occurred
<b>Severity</b>	error

**WEB\_EVENTLIB\_INIT**

---

<b>System Log Message</b>	Unable to initialize event library: <i>error-message</i>
<b>Description</b>	The Web management gatekeeper process (httpd-gk) attempted to initialize the event library during startup. The attempt failed for the indicated reason.
<b>Type</b>	Error: An error occurred
<b>Severity</b>	error

**WEB\_KEYPAIR\_FILE\_NOT\_FOUND**

---

<b>System Log Message</b>	Could not find key pair file ' <i>filename</i> ', disabling HTTPS
---------------------------	---

<b>Description</b>	http-gk could not open the configured HTTPS key pair file for reading.
<b>Type</b>	Error: An error occurred
<b>Severity</b>	error

### WEB\_MGD\_BIND\_ERROR

---

<b>System Log Message</b>	Could not bind mgd listener socket: <i>error-message</i>
<b>Description</b>	The web management process could not open the MGD listening socket.
<b>Type</b>	Error: An error occurred
<b>Severity</b>	error

### WEB\_MGD\_CHMOD\_ERROR

---

<b>System Log Message</b>	Could not chmod mgd listener socket
<b>Description</b>	The web management process could not change the MGD listening socket to proper file permissions.
<b>Type</b>	Error: An error occurred
<b>Severity</b>	error

### WEB\_MGD\_CONNECT\_ERROR

---

<b>System Log Message</b>	Could not connect to mgd management socket
<b>Description</b>	The web management process could not connect to the MGD management socket.
<b>Type</b>	Error: An error occurred
<b>Severity</b>	error

### WEB\_MGD\_FCNTL\_ERROR

---

<b>System Log Message</b>	Could not set incoming mgd request to nonblocking
<b>Description</b>	The web management process could not set the MGD listening socket to nonblocking.
<b>Type</b>	Error: An error occurred
<b>Severity</b>	error

### WEB\_MGD\_LISTEN\_ERROR

---

<b>System Log Message</b>	Could not listen mgd listener socket: <i>error-message</i>
<b>Description</b>	The web management process could not open the MGD listening socket.
<b>Type</b>	Error: An error occurred
<b>Severity</b>	error

**WEB\_MGD\_RECVMSG\_PEEK\_ERROR**

---

<b>System Log Message</b>	Could not peek recvmsg() mgd connection
<b>Description</b>	The web management process could not peek the incoming MGD request.
<b>Type</b>	Error: An error occurred
<b>Severity</b>	error

**WEB\_MGD\_SOCKET\_ERROR**

---

<b>System Log Message</b>	Could not create mgd listener socket
<b>Description</b>	The web management process could not open the MGD listening socket.
<b>Type</b>	Error: An error occurred
<b>Severity</b>	error

**WEB\_PIDFILE\_LOCK**

---

<b>System Log Message</b>	Unable to lock PID file <i>pathname: error-message</i>
<b>Description</b>	The Web management gatekeeper process (httpd-gk) attempted to lock the indicated file, which records its process ID (PID). The file serves to prevent multiple instances of httpd-gk from running simultaneously. The attempt failed for the indicated reason.
<b>Type</b>	Error: An error occurred
<b>Severity</b>	error

**WEB\_PIDFILE\_UPDATE**

---

<b>System Log Message</b>	Unable to update PID file <i>pathname: error-message</i>
<b>Description</b>	The Web management gatekeeper process (httpd-gk) attempted to update the indicated file, which records the process ID (PID) of the running httpd-gk process. The file serves to prevent multiple instances of httpd-gk from running simultaneously. The attempt failed for the indicated reason.
<b>Type</b>	Error: An error occurred
<b>Severity</b>	error
<b>Cause</b>	The most common reason is that another httpd-gk process was already running.

**WEB\_UNAME\_FAILED**

---

<b>System Log Message</b>	Unable to retrieve system hostname: <i>error-message</i>
<b>Description</b>	The Web management gatekeeper process (httpd-gk) attempted to retrieve and store the local hostname, which it shares with its remote clients. The attempt failed for the indicated reason.
<b>Type</b>	Error: An error occurred



**Severity** error

## WEB\_WEBAUTH\_AUTH\_FAIL

---

**System Log Message** Web-authentication of user *username* with fwauthd failed

**Description** The web-authentication authentication process was unable to authenticate the indicated user

**Type** Event: This message reports an event, not an error

**Severity** notice

## WEB\_WEBAUTH\_AUTH\_OK

---

**System Log Message** Web-authentication of user *username* with fwauthd successful

**Description** The web-authentication authentication process was able to authenticate the indicated user successfully

**Type** Event: This message reports an event, not an error

**Severity** notice

## WEB\_WEBAUTH\_CONNECT\_FAIL

---

**System Log Message** Unable to connect to fwauthd on socket *file-descriptor: error-message*

**Description** The web-authentication authentication process could not connect to fwauthd daemon on the indicated socket

**Type** Event: This message reports an event, not an error

**Severity** error



## **Part 3**

# **Index**

- Index on page 575



# Index

## Symbols

!	regular expression operator system logging.....	24
#	comments in configuration statements.....	lix
\$	regular expression operator system logging.....	24
()	regular expression operator system logging.....	24
( ), in syntax descriptions.....		lix
*	regular expression operator system logging.....	24
+	regular expression operator system logging.....	24
.	regular expression operator system logging.....	24
< >, in syntax descriptions.....		lix
?	regular expression operator system logging.....	24
[]	regular expression operator system logging.....	24
[ ], in configuration statements.....		lix
^	regular expression operator system logging.....	24
{ }, in configuration statements.....		lix
	regular expression operator system logging.....	24
(pipe), in syntax descriptions.....		lix

## A

ACCT system log messages.....	57
alert (system logging severity level 1).....	21
alert (system logging severity level).....	10
ANCPD system log messages.....	61

ANTISPAM system log messages.....	63
any (system logging facility).....	9
any (system logging severity level).....	10
APPIDD system log messages.....	65
APPPXY system log messages.....	67
archive statement usage guidelines.....	18
ASP system log messages.....	69
AUDITD system log messages.....	97
AUTHD system log messages.....	101
authorization (system logging facility) Facilities for the facility-override Statement.....	9
AUTOCONFD system log messages.....	103
AV system log messages.....	107

## B

BFDD system log messages.....	113
BOOTPD system log messages.....	115
braces, in configuration statements.....	lix
brackets angle, in syntax descriptions.....	lix
square, in configuration statements.....	lix
brief statement system logging usage guidelines.....	12

## C

CFMD system log messages.....	121
change-log (system logging facility).....	9
CHASSISD system log messages.....	123
comments, in configuration statements.....	lix
Common Criteria system logging.....	7
conflict-log (system logging facility).....	9
console statement system logging usage guidelines.....	13
CONTENT system log messages.....	191
conventions text and syntax.....	lix
COSD system log messages.....	193
critical (system logging severity level).....	21
critical (system logging severity level).....	10
curly braces, in configuration statements.....	lix

customer support.....	lx
contacting JTAC.....	lx

**D**

daemon (system logging facility).....	9
option to facility-override statement.....	16
DCD system log messages.....	205
debug (system logging severity level 7).....	21
dfc (system logging facility).....	9
DFCD system log messages.....	209
DFWD system log messages.....	211
DHCPD system log messages.....	213
documentation	
comments on.....	lx
DYNAMIC system log messages.....	217

**E**

emergency (system logging severity level 0).....	21
emergency (system logging severity level).....	10
error (system logging severity level 3).....	21
error (system logging severity level).....	10
ESWD system log messages.....	223
EVENTD system log messages.....	229
explicit-priority statement	
usage guidelines	
routing matrix.....	33
single-chassis system.....	19

**F**

facilities (system logging)	
alternative for remote machine.....	16
default for remote machine.....	14
for local machine.....	9
mapping of codes to names.....	20
facility-override statement	
system logging	
usage guidelines.....	14
file statement	
system logging	
usage guidelines.....	11, 18
files	
system log messages, archiving.....	18
firewall (system logging facility).....	9
FLOW system log messages.....	235
font conventions.....	lix
FPCLOGIN system log messages.....	237
FSAD system log messages.....	239
ftp (system logging facility).....	9
option to facility-override statement.....	16
FUD system log messages.....	249
FWAUTH system log messages.....	253

**H**

help syslog command	
usage guidelines.....	49
HNCACHED system log messages.....	257
host statement	
system logging	
usage guidelines for routing matrix.....	34
usage guidelines for single-chassis	
system.....	13

**I**

ICCPD system log messages.....	259
icons defined, notice.....	lviii
IDP system log messages.....	261
info (system logging severity level 6).....	21
info (system logging severity level).....	10
interactive-commands (system logging facility).....	9

**J**

JADE system log messages.....	263
JCS system log messages.....	265
JDIAMETERD system log messages.....	271
JSRPD system log messages.....	273
JUNOS-FIPS	
system logging.....	7

**K**

kernel (system logging facility).....	9
option to facility-override statement.....	16

**L**

L2ALD system log messages.....	297
L2CPD system log messages.....	305
L2TPD system log messages.....	313
LACPD system log messages.....	339
LFMD system log messages.....	341
LIBESPTASK system log messages.....	343
LIBJNX system log messages.....	345
LIBMSRPC system log messages.....	353
LICENSE system log messages.....	355
LLDPD system log messages.....	359
local[0-7] (options to facility-override statement).....	16
log-prefix statement	
system logging	
usage guidelines.....	17
LOGIN system log messages.....	361
LPDFD system log messages.....	365
LRMUX system log messages.....	367

**M**

manuals	
comments on.....	lix
match statement	
usage guidelines.....	23
MCSNOOPD system log messages.....	369
MIB2D system log messages.....	371
MPLS_OAM system log messages.....	377

**N**

NEXTHOP system log messages.....	381
no-world-readable statement	
system logging	
usage guidelines.....	18
none (system logging severity level).....	10
notice (system logging severity level 5).....	21
notice (system logging severity level).....	10
notice icons defined.....	lviii
NSD system log messages.....	383
NSTRACED system log messages.....	385

**O**

operators, regular expression	
system logging.....	24
other-routing-engine option to host statement	
usage guidelines	
routing matrix.....	34
single-chassis system.....	13

**P**

parentheses, in syntax descriptions.....	lix
pfe (system logging facility).....	9
PFE system log messages.....	387
PFED system log messages.....	395
PGCPD system log messages.....	397
PING system log messages.....	399
PPMD system log messages.....	403
PPPD system log messages.....	405
priorities	
system logging, including in log message	
for routing matrix.....	33
for single-chassis system.....	19
PROFILER system log messages.....	411

**R**

RDD system log messages.....	413
regular expression operators	
system logging.....	24
RMOPD system log messages.....	417
routing matrix	
system logging.....	28
RPD system log messages.....	421

RT system log messages.....	475
RTLOG system log messages.....	493
RTLOGD system log messages.....	495

**S**

SAVAL system log messages.....	499
scc-master option to host statement	
usage guidelines.....	29
SDXD system log messages.....	501
severity levels for system logging.....	21
size statement	
system logging	
usage guidelines.....	18
SNMP system log messages.....	505
SNMPD system log messages.....	509
source-address statement	
system logging	
usage guidelines for routing matrix.....	34
usage guidelines for single-chassis	
system.....	14
SPD system log messages.....	519
structured-data statement	
usage guidelines.....	12
support, technical <i>See</i> technical support	
syntax conventions.....	lix
system logging	
Common Criteria.....	7
configuration statements.....	4
defaults.....	4
different on each node in routing matrix.....	35
disabling.....	25
examples.....	25
facilities	
alternative for remote machine.....	16
default for remote machine.....	14
for local machine.....	9
facilities	
mapping of codes to names.....	20
files, archiving.....	18
forwarding messages in routing matrix.....	29
JUNOS-FIPS.....	7
message descriptions	
displaying.....	49
fields in.....	49
messages, displaying	
generated by JUNOS process.....	43
generated by service on PIC.....	44
structured-data format.....	38
regular expression filtering.....	23
regular expression operators.....	24
routing matrix.....	28
severity levels.....	21
single-chassis system.....	7
timestamp, modifying.....	22

system processes	
usage guidelines.....	4

**T**

TASK system log messages.....	525
technical support	
contacting JTAC.....	lx
TFTPD system log messages.....	533
time-format statement	
usage guidelines.....	22
TX Matrix platform	
system logging.....	28

**U**

UI system log messages.....	537
user (system logging facility).....	9
option to facility-override statement.....	16
user statement	
system logging	
usage guidelines.....	12

**V**

VCCPD system log messages.....	559
VRRPD system log messages.....	563

**W**

warning (system logging severity level 4).....	21
warning (system logging severity level).....	10
WEB system log messages.....	567
world-readable statement	
system logging	
usage guidelines.....	18