

Port Mirroring Feature Guide for EX9200 Switches

Release
16.2



Modified: 2016-11-02

Juniper Networks, Inc.
1133 Innovation Way
Sunnyvale, California 94089
USA
408-745-2000
www.juniper.net

Juniper Networks, Junos, Steel-Belted Radius, NetScreen, and ScreenOS are registered trademarks of Juniper Networks, Inc. in the United States and other countries. The Juniper Networks Logo, the Junos logo, and JunosE are trademarks of Juniper Networks, Inc. All other trademarks, service marks, registered trademarks, or registered service marks are the property of their respective owners.

Juniper Networks assumes no responsibility for any inaccuracies in this document. Juniper Networks reserves the right to change, modify, transfer, or otherwise revise this publication without notice.

Port Mirroring Feature Guide for EX9200 Switches

16.2

Copyright © 2016, Juniper Networks, Inc.

All rights reserved.

The information in this document is current as of the date on the title page.

YEAR 2000 NOTICE

Juniper Networks hardware and software products are Year 2000 compliant. Junos OS has no known time-related limitations through the year 2038. However, the NTP application is known to have some difficulty in the year 2036.

END USER LICENSE AGREEMENT

The Juniper Networks product that is the subject of this technical documentation consists of (or is intended for use with) Juniper Networks software. Use of such software is subject to the terms and conditions of the End User License Agreement ("EULA") posted at <http://www.juniper.net/support/eula.html>. By downloading, installing or using such software, you agree to the terms and conditions of that EULA.

Table of Contents

	About the Documentation	xi
	Documentation and Release Notes	xi
	Supported Platforms	xi
	Using the Examples in This Manual	xi
	Merging a Full Example	xii
	Merging a Snippet	xii
	Documentation Conventions	xiii
	Documentation Feedback	xv
	Requesting Technical Support	xv
	Self-Help Online Tools and Resources	xv
	Opening a Case with JTAC	xvi
Part 1	Overview	
Chapter 1	Introduction to Port Mirroring	3
	Understanding Layer 2 Port Mirroring	3
	Understanding Layer 2 Port Mirroring Properties	4
	Packet-Selection Properties	4
	Packet Address Family	4
	Mirror Destination Properties	5
	Mirror-Once Option	5
	Application of Layer 2 Port Mirroring Types	5
Chapter 2	Port Mirroring Instances	9
	Layer 2 Port Mirroring Global Instance	9
	Layer 2 Port Mirroring Named Instances	9
	Layer 2 Port Mirroring Named Instances Overview	10
	Mirroring at Ports Grouped at the FPC Level	10
	Mirroring at Ports Grouped at the PIC Level	11
	Mirroring at a Group of Ports Bound to Multiple Named Instances	11
Chapter 3	Behavior of Layer 2 Port Mirroring of Logical Interfaces on PE Routers	13
	Layer 2 Port Mirroring of PE Router or PE Switch Logical Interfaces	13
	Layer 2 Port Mirroring of PE Router or PE Switch Aggregated Ethernet Interfaces	15
Chapter 4	Restrictions	17
	Restrictions on Layer 2 Port Mirroring	17

Part 2	Configuring Port Mirroring	
Chapter 5	Port Mirroring Instances	21
	Configuring the Global Instance of Layer 2 Port Mirroring	21
	Defining a Named Instance of Layer 2 Port Mirroring	24
Chapter 6	Port Mirroring for Physical Interfaces	29
	Precedence of Multiple Levels of Layer 2 Port Mirroring on a Physical Interface	29
	Binding Layer 2 Port Mirroring to Ports Grouped at the FPC Level	30
	Binding Layer 2 Port Mirroring to Ports Grouped at the PIC Level	32
	Disabling Layer 2 Port Mirroring Instances	33
	Examples: Layer 2 Port Mirroring at Multiple Levels of the Chassis	34
	Layer 2 Port Mirroring at the FPC Level	35
	Layer 2 Port Mirroring at the PIC Level	35
	Layer 2 Port Mirroring at the FPC and PIC Levels	35
	Example: Layer 2 Port Mirroring with Multiple Instances	36
	Example: Configuring Multiple Instances of Layer 2 Port Mirroring	36
	Explicit Reference of a Port Mirroring Instance	39
	Implicit Reference of Port Mirroring on the Underlying Physical Interface	39
Chapter 7	Port Mirroring for Logical interfaces	41
	Understanding Layer 2 Port Mirroring of PE Router Logical Interfaces	41
	Layer 2 Port Mirroring Firewall Filters	43
	Layer 2 Port Mirroring Firewall Filters Overview	43
	Mirroring of Packets Received or Sent on a Logical Interface	44
	Mirroring of Packets Forwarded or Flooded to a VLAN	44
	Mirroring of Packets Forwarded or Flooded to a VPLS Routing Instance	45
	Defining a Layer 2 Port-Mirroring Firewall Filter	45
	Applying Layer 2 Port Mirroring to a Logical Interface	49
	Applying Layer 2 Port Mirroring to Traffic Forwarded or Flooded to a VLAN	52
	Applying Layer 2 Port Mirroring to Traffic Forwarded or Flooded to a VPLS Routing Instance	54
	Example: Layer 2 Port Mirroring at a Logical Interface	56
	Example: Layer 2 Port Mirroring for a Layer 2 VPN	58
	Example: Layer 2 Port Mirroring for a Layer 2 VPN with LAG Links	60
Chapter 8	Port Mirroring for Multiple Destinations	65
	Layer 2 Port Mirroring Firewall Filters	65
	Layer 2 Port Mirroring Firewall Filters Overview	65
	Mirroring of Packets Received or Sent on a Logical Interface	66
	Mirroring of Packets Forwarded or Flooded to a VLAN	67
	Mirroring of Packets Forwarded or Flooded to a VPLS Routing Instance	67
	Understanding Layer 2 Port Mirroring to Multiple Destinations Using Next-Hop Groups	68
	Defining a Layer 2 Port-Mirroring Firewall Filter	69
	Defining a Next-Hop Group for Layer 2 Port Mirroring	72
	Applying Layer 2 Port Mirroring to a Logical Interface	74
	Example: Layer 2 Port Mirroring to Multiple Destinations	76

Chapter 9	Port Mirroring for Remote Destinations	81
	Layer 2 Port Mirroring to Remote Destination by Using Destination as VLAN	81
	Configuration Layer 2 Port Mirroring to a Remote VLAN	81
	Configuring Port Mirroring to a Remote VLAN	82
	Example: Configuring Layer 2 Port Mirroring to Remote VLAN	83
Chapter 10	Inline Port Mirroring	91
	Configuring Inline Port Mirroring	91
Part 3	Troubleshooting	
Chapter 11	Monitoring Port Mirroring	95
	Displaying Layer 2 Port-Mirroring Instance Settings and Status	95
	Displaying Next-Hop Group Settings and Status	95
Part 4	Configuration Statements and Operational Commands	
Chapter 12	Configuration Statements	99
	disable (Forwarding Options)	100
	disable-all-instances	100
	forwarding-options	101
	family (Port Mirroring)	102
	input (Port Mirroring)	103
	instance	104
	interface (Port Mirroring)	105
	interface (Next-Hop Group)	105
	maximum-packet-length	106
	mirror-once	107
	next-hop-group (Port Mirroring)	108
	no-filter-check	108
	no-tag	109
	output (Port Mirroring)	110
	rate (Forwarding Options)	111
	run-length	112
	vlan (Port Mirroring)	113
Chapter 13	Operational Commands: Packet Forwarding Engine Components	115
	show chassis fabric fpcs	116
	show chassis fpc	159
	show chassis hardware	201
	show chassis pic	387
Chapter 14	Operational Commands: Layer 2 Port-Mirroring Instances	409
	show forwarding-options port-mirroring	410
Chapter 15	Operational Commands: Firewall Filter Statistics and Logs	413
	clear firewall	414
	show firewall	416
	show firewall log	423

Chapter 16	Operational Commands: Next-Hop Groups for Layer 2 Port Mirroring . . .	427
	show forwarding-options port-mirroring	428
	show forwarding-options next-hop-group	430

List of Figures

Part 2	Configuring Port Mirroring	
Chapter 9	Port Mirroring for Remote Destinations	81
	Figure 1: Remote Mirroring Network Topology Example	85

List of Tables

	About the Documentation	xi
	Table 1: Notice Icons	xiii
	Table 2: Text and Syntax Conventions	xiii
Part 1	Overview	
Chapter 1	Introduction to Port Mirroring	3
	Table 3: Application of Layer 2 Port Mirroring Types	6
Chapter 3	Behavior of Layer 2 Port Mirroring of Logical Interfaces on PE Routers	13
	Table 4: Application of Layer 2 Port Mirroring Firewall Filters on PE Devices	14
Part 2	Configuring Port Mirroring	
Chapter 7	Port Mirroring for Logical interfaces	41
	Table 5: Application of Layer 2 Port Mirroring Firewall Filters on PE Routers and PE Switches	42
Part 4	Configuration Statements and Operational Commands	
Chapter 13	Operational Commands: Packet Forwarding Engine Components	115
	Table 6: show chassis fabric fpcs Output Fields	119
	Table 7: show chassis fpc Output Fields	168
	Table 8: Routing Engines Displaying DIMM Information	204
	Table 9: show chassis hardware Output Fields	209
	Table 10: show chassis pic Output Fields	391
Chapter 14	Operational Commands: Layer 2 Port-Mirroring Instances	409
	Table 11: show forwarding-options port-mirroring Output Fields	410
Chapter 15	Operational Commands: Firewall Filter Statistics and Logs	413
	Table 12: show firewall Output Fields	418
	Table 13: show firewall log Output Fields	423
Chapter 16	Operational Commands: Next-Hop Groups for Layer 2 Port Mirroring . . .	427
	Table 14: show forwarding-options port-mirroring Output Fields	428
	Table 15: show forwarding-options next-hop-group Output Fields	430

About the Documentation

- Documentation and Release Notes on page xi
- Supported Platforms on page xi
- Using the Examples in This Manual on page xi
- Documentation Conventions on page xiii
- Documentation Feedback on page xv
- Requesting Technical Support on page xv

Documentation and Release Notes

To obtain the most current version of all Juniper Networks® technical documentation, see the product documentation page on the Juniper Networks website at <http://www.juniper.net/techpubs/>.

If the information in the latest release notes differs from the information in the documentation, follow the product Release Notes.

Juniper Networks Books publishes books by Juniper Networks engineers and subject matter experts. These books go beyond the technical documentation to explore the nuances of network architecture, deployment, and administration. The current list can be viewed at <http://www.juniper.net/books>.

Supported Platforms

For the features described in this document, the following platforms are supported:

- EX Series

Using the Examples in This Manual

If you want to use the examples in this manual, you can use the **load merge** or the **load merge relative** command. These commands cause the software to merge the incoming configuration into the current candidate configuration. The example does not become active until you commit the candidate configuration.

If the example configuration contains the top level of the hierarchy (or multiple hierarchies), the example is a *full example*. In this case, use the **load merge** command.

If the example configuration does not start at the top level of the hierarchy, the example is a *snippet*. In this case, use the **load merge relative** command. These procedures are described in the following sections.

Merging a Full Example

To merge a full example, follow these steps:

1. From the HTML or PDF version of the manual, copy a configuration example into a text file, save the file with a name, and copy the file to a directory on your routing platform.

For example, copy the following configuration to a file and name the file **ex-script.conf**. Copy the **ex-script.conf** file to the **/var/tmp** directory on your routing platform.

```
system {
  scripts {
    commit {
      file ex-script.xml;
    }
  }
}
interfaces {
  fxp0 {
    disable;
    unit 0 {
      family inet {
        address 10.0.0.1/24;
      }
    }
  }
}
```

2. Merge the contents of the file into your routing platform configuration by issuing the **load merge** configuration mode command:

```
[edit]
user@host# load merge /var/tmp/ex-script.conf
load complete
```

Merging a Snippet

To merge a snippet, follow these steps:

1. From the HTML or PDF version of the manual, copy a configuration snippet into a text file, save the file with a name, and copy the file to a directory on your routing platform.

For example, copy the following snippet to a file and name the file **ex-script-snippet.conf**. Copy the **ex-script-snippet.conf** file to the **/var/tmp** directory on your routing platform.

```
commit {
  file ex-script-snippet.xml; }
```

2. Move to the hierarchy level that is relevant for this snippet by issuing the following configuration mode command:

```
[edit]
user@host# edit system scripts
[edit system scripts]
```

3. Merge the contents of the file into your routing platform configuration by issuing the **load merge relative** configuration mode command:

```
[edit system scripts]
user@host# load merge relative /var/tmp/ex-script-snippet.conf
load complete
```

For more information about the **load** command, see [CLI Explorer](#).

Documentation Conventions

Table 1 on page xiii defines notice icons used in this guide.

Table 1: Notice Icons

Icon	Meaning	Description
	Informational note	Indicates important features or instructions.
	Caution	Indicates a situation that might result in loss of data or hardware damage.
	Warning	Alerts you to the risk of personal injury or death.
	Laser warning	Alerts you to the risk of personal injury from a laser.
	Tip	Indicates helpful information.
	Best practice	Alerts you to a recommended use or implementation.

Table 2 on page xiii defines the text and syntax conventions used in this guide.

Table 2: Text and Syntax Conventions

Convention	Description	Examples
Bold text like this	Represents text that you type.	To enter configuration mode, type the configure command: user@host> configure

Table 2: Text and Syntax Conventions (*continued*)

Convention	Description	Examples
Fixed-width text like this	Represents output that appears on the terminal screen.	user@host> show chassis alarms No alarms currently active
<i>Italic text like this</i>	<ul style="list-style-type: none">Introduces or emphasizes important new terms.Identifies guide names.Identifies RFC and Internet draft titles.	<ul style="list-style-type: none">A policy <i>term</i> is a named structure that defines match conditions and actions.<i>Junos OS CLI User Guide</i>RFC 1997, <i>BGP Communities Attribute</i>
<i>Italic text like this</i>	Represents variables (options for which you substitute a value) in commands or configuration statements.	Configure the machine's domain name: [edit] root@# set system domain-name <i>domain-name</i>
Text like this	Represents names of configuration statements, commands, files, and directories; configuration hierarchy levels; or labels on routing platform components.	<ul style="list-style-type: none">To configure a stub area, include the stub statement at the [edit protocols ospf area area-id] hierarchy level.The console port is labeled CONSOLE.
< > (angle brackets)	Encloses optional keywords or variables.	stub <default-metric <i>metric</i>>;
(pipe symbol)	Indicates a choice between the mutually exclusive keywords or variables on either side of the symbol. The set of choices is often enclosed in parentheses for clarity.	broadcast multicast (<i>string1</i> <i>string2</i> <i>string3</i>)
# (pound sign)	Indicates a comment specified on the same line as the configuration statement to which it applies.	rsvp { # Required for dynamic MPLS only
[] (square brackets)	Encloses a variable for which you can substitute one or more values.	community name members [<i>community-ids</i>]
Indentation and braces ({ })	Identifies a level in the configuration hierarchy.	[edit] routing-options { static { route default { nexthop <i>address</i> ; retain; } } }
;(semicolon)	Identifies a leaf statement at a configuration hierarchy level.	
GUI Conventions		
Bold text like this	Represents graphical user interface (GUI) items you click or select.	<ul style="list-style-type: none">In the Logical Interfaces box, select All Interfaces.To cancel the configuration, click Cancel.

Table 2: Text and Syntax Conventions (*continued*)

Convention	Description	Examples
> (bold right angle bracket)	Separates levels in a hierarchy of menu selections.	In the configuration editor hierarchy, select Protocols>Ospf .

Documentation Feedback

We encourage you to provide feedback, comments, and suggestions so that we can improve the documentation. You can provide feedback by using either of the following methods:

- Online feedback rating system—On any page of the Juniper Networks TechLibrary site at <http://www.juniper.net/techpubs/index.html>, simply click the stars to rate the content, and use the pop-up form to provide us with information about your experience. Alternately, you can use the online feedback form at <http://www.juniper.net/techpubs/feedback/>.
- E-mail—Send your comments to techpubs-comments@juniper.net. Include the document or topic name, URL or page number, and software version (if applicable).

Requesting Technical Support

Technical product support is available through the Juniper Networks Technical Assistance Center (JTAC). If you are a customer with an active J-Care or Partner Support Service support contract, or are covered under warranty, and need post-sales technical support, you can access our tools and resources online or open a case with JTAC.

- JTAC policies—For a complete understanding of our JTAC procedures and policies, review the *JTAC User Guide* located at <http://www.juniper.net/us/en/local/pdf/resource-guides/7100059-en.pdf>.
- Product warranties—For product warranty information, visit <http://www.juniper.net/support/warranty/>.
- JTAC hours of operation—The JTAC centers have resources available 24 hours a day, 7 days a week, 365 days a year.

Self-Help Online Tools and Resources

For quick and easy problem resolution, Juniper Networks has designed an online self-service portal called the Customer Support Center (CSC) that provides you with the following features:

- Find CSC offerings: <http://www.juniper.net/customers/support/>
- Search for known bugs: <http://www2.juniper.net/kb/>
- Find product documentation: <http://www.juniper.net/techpubs/>
- Find solutions and answer questions using our Knowledge Base: <http://kb.juniper.net/>

- Download the latest versions of software and review release notes:
<http://www.juniper.net/customers/csc/software/>
- Search technical bulletins for relevant hardware and software notifications:
<http://kb.juniper.net/InfoCenter/>
- Join and participate in the Juniper Networks Community Forum:
<http://www.juniper.net/company/communities/>
- Open a case online in the CSC Case Management tool: <http://www.juniper.net/cm/>

To verify service entitlement by product serial number, use our Serial Number Entitlement (SNE) Tool: <https://tools.juniper.net/SerialNumberEntitlementSearch/>

Opening a Case with JTAC

You can open a case with JTAC on the Web or by telephone.

- Use the Case Management tool in the CSC at <http://www.juniper.net/cm/>.
- Call 1-888-314-JTAC (1-888-314-5822 toll-free in the USA, Canada, and Mexico).

For international or direct-dial options in countries without toll-free numbers, see <http://www.juniper.net/support/requesting-support.html>.

PART 1

Overview

- [Introduction to Port Mirroring on page 3](#)
- [Port Mirroring Instances on page 9](#)
- [Behavior of Layer 2 Port Mirroring of Logical Interfaces on PE Routers on page 13](#)
- [Restrictions on page 17](#)

CHAPTER 1

Introduction to Port Mirroring

- [Understanding Layer 2 Port Mirroring on page 3](#)
- [Understanding Layer 2 Port Mirroring Properties on page 4](#)
- [Application of Layer 2 Port Mirroring Types on page 5](#)

Understanding Layer 2 Port Mirroring

On routing platforms and switches that contain an Internet Processor II ASIC, you can send a copy of any incoming packet from the routing platform or switch to an external host address or a packet analyzer for analysis. This is known as *port mirroring*. In Junos OS Release 9.3 and later, Juniper Networks MX Series 3D Universal Edge Routers in a Layer 2 environment support port mirroring for Layer 2 bridging traffic and virtual private LAN service (VPLS) traffic. In Junos OS Release 9.4 and later, MX Series routers in a Layer 2 environment also support port mirroring for Layer 2 VPN traffic over a circuit cross-connect (CCC) that transparently connects logical interfaces of the same type. In Junos OS Release 12.3R2, Juniper Networks EX Series switches support port mirroring for Layer 2 bridging traffic.

Layer 2 port mirroring enables you to specify the manner in which incoming and outgoing packets at specified ports are monitored and the manner in which copies of selected packets are forwarded to another destination, where the packets can be analyzed. MX Series routers and EX Series switches support Layer 2 port mirroring by performing flow monitoring functions using a class-of-service (CoS) architecture that is in concept similar to, but in particulars different from, other routing platforms and switches.

Like the M120 Multiservice Edge Router and M320 Multiservice Edge Routers, MX Series routers and EX Series switches support port mirroring of IPv4, IPv6, and VPLS packets simultaneously. However, the *Junos OS Layer 2 Switching and Bridging Library* describes port mirroring only for Layer 2 bridging traffic (**family ethernet-switching**), Layer 2 VPLS traffic (**family vpls**) through an MX Series router, and Layer 2 VPN traffic that passes through a CCC (**family ccc**).

For general information about packet flow within MX Series routers and other routers, see the *Class of Service Feature Guide for Routing Devices*.

In a Layer 3 environment, MX Series routers and EX Series switches support port mirroring of IPv4 (**family inet**) and IPv6 (**family inet6**) traffic. For information about Layer 3 port mirroring, see the *Routing Policies, Firewall Filters, and Traffic Policers Feature Guide*.

- Related Documentation**
- [Understanding Layer 2 Port Mirroring Properties on page 4](#)
 - [Restrictions on Layer 2 Port Mirroring](#)
 - [Application of Layer 2 Port Mirroring Types](#)
 - [Application of Layer 2 Port Mirroring Types](#)

Understanding Layer 2 Port Mirroring Properties

Port mirroring specifies the following types of properties:

- [Packet-Selection Properties on page 4](#)
- [Packet Address Family on page 4](#)
- [Mirror Destination Properties on page 5](#)
- [Mirror-Once Option on page 5](#)

Packet-Selection Properties

The packet-selection properties of Layer 2 port-mirroring specify how the sampled packets are to be selected for mirroring:

- The number of packets in each sample.
- The number of packets to mirror from each sample.
- The length to which mirrored packets are to be truncated.

Packet Address Family

The packet address family type specifies the type of traffic to be mirrored. In a Layer 2 environment, MX Series routers and EX Series switches support port mirroring for the following packet address families:

- Family type **ethernet-switching**—For mirroring VPLS traffic when the physical interface is configured with encapsulation type **ethernet-bridge**.
- Family type **ccc**—For mirroring Layer 2 VPN traffic.
- Family type **vpls**—For mirroring VPLS traffic.



NOTE: In typical applications, you send mirrored packets directly to an analyzer or a workstation for analysis, not to another router or switch. If you must send mirrored packets over a network, you should use tunnels. For Layer 2 VPN implementations, you can use the Layer 2 VPN routing instance type **l2vpn** to tunnel the packets to a remote destination.

For information about configuring a routing instance for Layer 2 VPN, see the *Junos OS VPNs Library for Routing Devices*. For a detailed Layer 2 VPN example configuration, see

Junos OS, Release 16.1. For information about tunnel interfaces, see the [Junos OS Network Interfaces Library for Routing Devices](#).

Mirror Destination Properties

For a given packet address family, the mirror destination properties of a Layer 2 port-mirroring instance specify how the selected packets are to be sent on a particular physical interface:

- The physical interface on which to send the selected packets.
- Whether filter checking is to be disabled for the mirror destination interface. By default, filter checking is enabled on all interfaces.



NOTE: If you apply a filter to an interface that is also a Layer 2 port-mirroring destination, a commit failure occurs unless you have disabled filter checking for that mirror destination interface.

Mirror-Once Option

If port mirroring is enabled at both ingress and egress interfaces, you can prevent the MX Series router and an EX Series switch from sending duplicate packets to the same destination (which would complicate the analysis of the mirrored traffic).



NOTE: The mirror-once port-mirroring option is a global setting. The option is independent of the packet selection properties and the packet family type-specific mirror destination properties.

Related Documentation

- [Understanding Layer 2 Port Mirroring on page 3](#)
- [Restrictions on Layer 2 Port Mirroring](#)
- [Application of Layer 2 Port Mirroring Types](#)

Application of Layer 2 Port Mirroring Types

You can apply different sets of Layer 2 port-mirroring properties to the VPLS packets at different ingress or egress points of an MX Series or of an EX Series route.

[Table 3 on page 6](#) describes the three types of Layer 2 port mirroring you can configure on an MX Series router and EX Series switch: the global instance, named instances, and firewall filters.

Table 3: Application of Layer 2 Port Mirroring Types

Type of Layer2PortMirroring Definition	Point of Application	Scope of Mirroring	Description	Configuration Details
Global Instance of Layer2PortMirroring	All ports in the MX Series router (or switch) chassis	VPLS packets received on all ports in the MX Series router (or switch) chassis	If configured, the global port-mirroring properties implicitly apply to all VPLS packets received on all ports in the router (or switch) chassis.	See <i>Configuring the Global Instance of Layer 2 Port Mirroring</i>
Named Instance of Layer2PortMirroring	Ports grouped at the FPC level See "Binding Layer 2 Port Mirroring to Ports Grouped at the FPC Level" on page 30.	VPLS packets received on ports associated with a specific DPC or FPC and its Packet Forwarding Engines.	Overrides any port-mirroring properties configured by the global port-mirroring instance.	See <i>Defining a Named Instance of Layer 2 Port Mirroring</i> . NOTE: The number of port-mirroring destinations supported for an MX Series router and for an EX Series switch is limited to the number of Packet Forwarding Engines contained on the DPCs or FPCs installed in the router or switch chassis.
	Ports grouped at the PIC level See "Binding Layer 2 Port Mirroring to Ports Grouped at the PIC Level" on page 32.	VPLS packets received on ports associated with a specific Packet Forwarding Engine.	Overrides any port-mirroring properties configured at the FPC level or in the global port-mirroring instance.	

Table 3: Application of Layer 2 Port Mirroring Types (*continued*)

Type of Layer2PortMirroring Definition	Point of Application	Scope of Mirroring	Description	Configuration Details
Layer2Port-Mirroring Firewall Filter	Logical interface (including an aggregated Ethernet interface)	VPLS packets received or sent on a logical interface.	In the firewall filter configuration, include <i>action</i> and <i>action-modifier</i> terms to apply to the packets selected for mirroring:	See <i>Defining a Layer 2 Port-Mirroring Firewall Filter</i> .
	See <i>Applying Layer 2 Port Mirroring to a Logical Interface</i> .		<ol style="list-style-type: none"> 1. The accept action is recommended. 2. Specify port mirroring by Including one of the following modifiers: <ul style="list-style-type: none"> • The port-mirror modifier implicitly references the port-mirroring properties currently bound to the underlying physical interfaces. • The port-mirror-instance <i>pm-instance-name</i> modifier explicitly references a named instance of port mirroring. 3. (Optional) For tunnel interface input packets only, to mirror the packets to additional destinations, include the next-hop-group <i>next-hop-group-name</i> modifier. This modifier references a next-hop-group that specifies the next-hop addresses (for sending additional copies of packets to an analyzer). 	<p>NOTE: Layer 2 port-mirroring firewall filters are not supported for logical systems.</p> <p>For mirroring tunnel interface input packets to multiple destinations, also see “Defining a Next-Hop Group for Layer 2 Port Mirroring” on page 72.</p>
	VLAN forwarding table or flood table	Layer 2 traffic forwarded or flooded to a VLAN		
	See <i>Applying Layer 2 Port Mirroring to Traffic Forwarded or Flooded to a Bridge Domain</i> .			
	VPLS routing instance forwarding table or flood table	Layer 2 traffic forwarded or flooded to a VPLS routing instance		
	See <i>Applying Layer 2 Port Mirroring to Traffic Forwarded or Flooded to a VPLS Routing Instance</i> .			

- Related Documentation**
- [Understanding Layer 2 Port Mirroring on page 3](#)
 - [Restrictions on Layer 2 Port Mirroring](#)
 - [Precedence of Multiple Levels of Layer 2 Port Mirroring on a Physical Interface on page 29](#)
 - [Understanding Layer 2 Port Mirroring of PE Router Logical Interfaces on page 41](#)
 - [Understanding Layer 2 Port Mirroring of PE Router Aggregated Ethernet Interfaces](#)

CHAPTER 2

Port Mirroring Instances

- [Layer 2 Port Mirroring Global Instance on page 9](#)
- [Layer 2 Port Mirroring Named Instances on page 9](#)

Layer 2 Port Mirroring Global Instance

On an MX Series router and on an EX Series switch, you can configure a set of port-mirroring properties that implicitly apply to packets received on all ports in the router (or switch) chassis. This set of port-mirroring properties is the *global instance* of Layer 2 port mirroring for the router or switch.

Within the global instance configuration, you can specify a set of mirror destination properties for each packet address family supported by Layer 2 port mirroring.

For a general description of Layer 2 port-mirroring properties, see "[Understanding Layer 2 Port Mirroring Properties](#)" on page 4. For a comparison of the types of Layer 2 port mirroring available on an MX Series router and on an EX Series switch, see *Application of Layer 2 Port Mirroring Types*.

Related Documentation

- [Understanding Layer 2 Port Mirroring on page 3](#)
- [Configuring the Global Instance of Layer 2 Port Mirroring](#)
- [Examples: Layer 2 Port Mirroring at Multiple Levels of the Chassis on page 34](#)
- [Example: Layer 2 Port Mirroring with Multiple Instances](#)
- [Example: Layer 2 Port Mirroring to Multiple Destinations](#)

Layer 2 Port Mirroring Named Instances

This topic describes the following information:

- [Layer 2 Port Mirroring Named Instances Overview on page 10](#)
- [Mirroring at Ports Grouped at the FPC Level on page 10](#)
- [Mirroring at Ports Grouped at the PIC Level on page 11](#)
- [Mirroring at a Group of Ports Bound to Multiple Named Instances on page 11](#)

Layer 2 Port Mirroring Named Instances Overview

On an MX Series router and on an EX Series switch, you can define a set of port-mirroring properties that you can explicitly bind to physical ports on the router or switch. This set of port mirroring properties is known as a *named instance* of Layer 2 port mirroring.

You can bind a named instance of Layer 2 port mirroring to physical ports associated with an MX Series router's or an EX Series switch's Packet Forwarding Engine components at different levels of the router (or switch) chassis:

- At the FPC level—You can bind a named instance to the physical ports associated with a specific Dense Port Concentrator (DPC) or to the physical ports associated with a specific Flexible Port Concentrator (FPC).
- At the PIC level—You can bind a named instance of port mirroring to a specific Packet Forwarding Engine (on a specific DPC) or to a specific PIC.



NOTE: MX Series routers support DPCs as well as FPCs and PICs. Unlike FPCs, DPCs do not support PICs. In the Junos OS CLI, however, you use FPC and PIC syntax to configure or display information about DPCs and the Packet Forwarding Engines on the DPCs.

The following points summarize the behavior of Layer 2 port mirroring based on named instances:

- The scope of packet selection is determined by the target of the binding—At the ports (or port) bound to a named instance of Layer 2 port mirroring, the router or switch selects input packets according to the packet-selection properties in the named instance.
- The destination of a selected packet is determined by the packet address family—Of the packets selected, the router or switch mirrors only the packets belonging to an address family for which the named instance of Layer 2 port mirroring specifies a set of mirror destination properties. In a Layer 2 environment, MX Series routers and EX Series switches support port mirroring of VPLS (**family ethernet-switching** or **family vpls**) traffic and Layer 2 VPN traffic with **family ccc**.

For a general description of Layer 2 port-mirroring properties, see "[Understanding Layer 2 Port Mirroring Properties](#)" on page 4. For a comparison of the types of Layer 2 port mirroring available on an MX Series router and on an EX Series switch, see *Application of Layer 2 Port Mirroring Types*.

Mirroring at Ports Grouped at the FPC Level

On an MX Series router and on an EX Series switch, you can bind a named instance of Layer 2 port mirroring to a specific DPC or FPC installed in the router (or switch) chassis. The port mirroring properties in the instance are applied to all Packet Forwarding Engines (and their associated ports) on the specified DPC or to all PICs (and their associated ports) installed in the specified FPC. Port mirroring properties that are bound to a DPC

or FPC override any port-mirroring properties bound at the global level or the MX Series router (or switch) chassis.

Mirroring at Ports Grouped at the PIC Level

On an MX Series router and on an EX Series switch, you can bind a named instance of Layer 2 port mirroring to a specific Packet Forwarding Engine or PIC. The port-mirroring properties in that instance are applied to all ports associated with the specified Packet Forwarding Engine or PIC. Port-mirroring properties that are bound to a Packet Forwarding Engine or PIC override any port-mirroring properties bound at the DPC or FPC that contains them.



NOTE: For MX960 routers, there is a one-to-one mapping of Packet Forwarding Engines to Ethernet ports. Therefore, on MX960 routers only, you can configure port-specific bindings of port-mirroring instances.

Mirroring at a Group of Ports Bound to Multiple Named Instances

On an MX Series router and on an EX Series switch, you can apply up to two named instances of Layer 2 port mirroring to the same group of ports within the router (or switch) chassis. By applying two different port-mirroring instances to the same DPC, FPC, Packet Forwarding Engine, or PIC, you can bind two distinct Layer 2 port mirroring specifications to a single group of ports.



NOTE: You can configure only one global instance of Layer 2 port mirroring on an MX Series router and on an EX Series switch.



NOTE: You can configure more than two port mirroring instances for each FPC by configuring inline port mirroring. For information on inline port mirroring, see [“Configuring Inline Port Mirroring” on page 91](#).

Related Documentation

- [Understanding Layer 2 Port Mirroring on page 3](#)
- [Defining a Named Instance of Layer 2 Port Mirroring](#)
- [Binding Layer 2 Port Mirroring to Ports Grouped at the FPC Level on page 30](#)
- [Binding Layer 2 Port Mirroring to Ports Grouped at the PIC Level on page 32](#)
- [Examples: Layer 2 Port Mirroring at Multiple Levels of the Chassis on page 34](#)
- [Example: Layer 2 Port Mirroring with Multiple Instances](#)

CHAPTER 3

Behavior of Layer 2 Port Mirroring of Logical Interfaces on PE Routers

- [Layer 2 Port Mirroring of PE Router or PE Switch Logical Interfaces on page 13](#)
- [Layer 2 Port Mirroring of PE Router or PE Switch Aggregated Ethernet Interfaces on page 15](#)

Layer 2 Port Mirroring of PE Router or PE Switch Logical Interfaces

For a router or switch configured as a provider edge (PE) device on the customer-facing edge of a service provider network, you can apply a Layer 2 port-mirroring firewall filter at the following ingress and egress points to mirror the traffic between the router or switch and customer edge (CE) devices, which are typically also routers and Ethernet switches.

[Table 4 on page 14](#) describes the ways in which you can apply Layer 2 port-mirroring firewall filters to a router or switch configured as a PE device.

Table 4: Application of Layer 2 Port Mirroring Firewall Filters on PE Devices

Point of Application	Scope of Mirroring	Notes	Configuration Details
Ingress Customer-Facing Logical Interface	Packets originating within a service provider customer's network, sent first to a CE device, and sent next to the PE device.	<p>You can also configure aggregated Ethernet interfaces between CE devices and PE devices for VPLS routing instances. Traffic is load-balanced across all of the links in the aggregated interface.</p> <p>Traffic received on an aggregated Ethernet interface is forwarded over a different interface based on a lookup of the destination MAC (DMAC) address:</p>	<p>See <i>Applying Layer 2 Port Mirroring to a Logical Interface</i>.</p> <p>For more information about VPLS routing instances, see <i>Configuring a VPLS Routing Instance</i> and <i>Configuring VLAN Identifiers for Bridge Domains and VPLS Routing Instances</i>.</p>
Egress Customer-Facing Logical Interface	<p>Unicast packets being forwarded by the PE device to another PE device.</p> <p>NOTE: If you apply a port-mirroring filter to the output for a logical interface, only unicast packets are mirrored. To mirror multicast, unknown unicast, and broadcast packets, apply a filter to the input to the flood table of a VLAN or VPLS routing instance.</p>	<ul style="list-style-type: none"> • Packets destined for a local site are sent out of the load-balanced child interface. • Packets destined for the remote site are encapsulated and forwarded over a label-switched path (LSP). 	See <i>Applying Layer 2 Port Mirroring to a Logical Interface</i> .
Input to a VLAN Forwarding Table or Flood Table	Forwarding traffic or flood traffic sent to the VLAN from a CE device.	Forwarding and flood traffic typically consists of broadcast packets, multicast packets, unicast packets with an unknown destination MAC address, or packets with a MAC entry in the DMAC routing table.	See <i>Applying Layer 2 Port Mirroring to Traffic Forwarded or Flooded to a Bridge Domain</i> . For information about flooding behavior in VPLS, see the <i>Junos OS VPNs Library for Routing Devices</i> .
Input to a VPLS Routing Instance Forwarding Table or Flood Table	Forwarding traffic or flood traffic sent to the VPLS routing instance from a CE device.		See <i>Applying Layer 2 Port Mirroring to Traffic Forwarded or Flooded to a VPLS Routing Instance</i> . For information about flooding behavior in VPLS, see the <i>Junos OS VPNs Library for Routing Devices</i> .

- Related Documentation**
- [Understanding Layer 2 Port Mirroring on page 3](#)
 - [Layer 2 Port Mirroring Firewall Filters](#)
 - [Defining a Layer 2 Port-Mirroring Firewall Filter](#)
 - [Example: Layer 2 Port Mirroring at a Logical Interface](#)

Layer 2 Port Mirroring of PE Router or PE Switch Aggregated Ethernet Interfaces

An aggregated Ethernet interface is a virtual aggregated link that consists of a set of physical interfaces of the same speed and operating in full-duplex link connection mode. You can configure aggregated Ethernet interfaces between CE devices and PE devices for VPLS routing instances. Traffic is load-balanced across all of the links in the aggregated interface. If one or more links in the aggregated interface fails, the traffic is switched to the remaining links.

You can apply a Layer 2 port-mirroring firewall filter to an aggregated Ethernet interface to configure port mirroring at the parent interface. However, if any child interfaces are bound to different Layer 2 port-mirroring instances, packets received at the child interfaces will be mirrored to the destinations specified by their respective port-mirroring instances. Thus, multiple child interfaces can mirror packets to multiple destinations.

For example, suppose the parent aggregated Ethernet interface instance **ae0** has two child interfaces:

- **xe-2/0/0**
- **xe-3/1/2**

Suppose that these child interfaces on **ae0** are bound to two different Layer 2 port-mirroring instances:

- **pm_instance_A**—A named instance of Layer 2 port mirroring, bound to child interface **xe-2/0/0**.
- **pm_instance_B**—A named instance of Layer 2 port mirroring, bound to child interface **xe-3/1/2**.

Now suppose you apply a Layer 2 port-mirroring firewall filter to the Layer 2 traffic sent on **ae0.0** (logical unit **0** on the aggregated Ethernet interface instance **0**). This enables port mirroring on **ae0.0**, which has the following effect on the processing of traffic received on the child interfaces for which Layer 2 port-mirroring properties are specified:

- The packets received on **xe-2/0/0.0** are mirrored to the output interfaces configured in port-mirroring instance **pm_instance_A**.
- The packets received on **xe-3/1/2.0** are mirrored to the output interfaces configured in port-mirroring instance **pm_instance_B**.

Because **pm_instance_A** and **pm_instance_B** can specify different packet-selection properties or mirror destination properties, the packets received on **xe-2/0/0.0** and **xe-3/1/2.0** can mirror different packets to different destinations.

Related Documentation

- [Understanding Layer 2 Port Mirroring on page 3](#)
- [Layer 2 Port Mirroring Firewall Filters](#)
- [Defining a Layer 2 Port-Mirroring Firewall Filter](#)
- [Example: Layer 2 Port Mirroring for a Layer 2 VPN](#)

CHAPTER 4

Restrictions

- [Restrictions on Layer 2 Port Mirroring on page 17](#)

Restrictions on Layer 2 Port Mirroring

The following restrictions apply to Layer 2 port mirroring:

- Only Layer 2 transit data (packets that contain chunks of data transiting the routing platform or switch as they are forwarded from a source to a destination) can be mirrored. Layer 2 local data (packets that contain chunks of data that are destined for or sent by the Routing Engine, such as Layer 2 control packets) are not mirrored.
- If you apply a port-mirroring filter to the output of a logical interface, only unicast packets are mirrored. To mirror broadcast packets, multicast packets, unicast packets with an unknown destination media access control (MAC) address, or packets with MAC entry in the destination MAC (DMAC) routing table, apply a filter to the input to the flood table of a VLAN or virtual private LAN service (VPLS) routing instance.
- The mirror destination device should be on a dedicated VLAN and should not participate in any bridging activity: The mirror destination device should not have a bridge to the ultimate traffic destination, and the mirror destination device should not send the mirrored packets back to the source address.
- For either the global port-mirroring instance or a named port-mirroring instance, you can configure only one mirror output interface per port-mirroring instance and packet address family. If you include more than one **interface** statement under the **family (ethernet-switching | ccc | vpls) output** statement, the previous **interface** statement is overridden.
- Layer 2 port-mirroring firewall filtering is not supported for logical systems.

In a Layer 2 port-mirroring firewall filter definition, the filter **action-modifier (port-mirror or port-mirror-instance *pm-instance-name*)** relies on port-mirroring properties defined in the global instance or named instances of Layer 2 port mirroring, which are configured under the **[edit forwarding-options port-mirroring]** hierarchy. Therefore, the filter **term** cannot support Layer 2 port mirroring for logical systems.

- For a Layer 2 port mirroring firewall filter in which you implicitly reference Layer 2 port mirroring properties by including the **port-mirror** statement, if multiple named instances of Layer 2 port mirroring are bound to the underlying physical interface, then only the

first binding in the stanza (or the only binding) is used at the logical interface. This is done mainly for backward compatibility.

- Layer 2 port-mirroring firewall filters do not support the use of next-hop subgroups for load-balancing mirrored traffic.

**Related
Documentation**

- [Understanding Layer 2 Port Mirroring on page 3](#)
- *Application of Layer 2 Port Mirroring Types*
- [Precedence of Multiple Levels of Layer 2 Port Mirroring on a Physical Interface on page 29](#)
- [Understanding Layer 2 Port Mirroring of PE Router Logical Interfaces on page 41](#)
- *Understanding Layer 2 Port Mirroring of PE Router Aggregated Ethernet Interfaces*

PART 2

Configuring Port Mirroring

- [Port Mirroring Instances on page 21](#)
- [Port Mirroring for Physical Interfaces on page 29](#)
- [Port Mirroring for Logical interfaces on page 41](#)
- [Port Mirroring for Multiple Destinations on page 65](#)
- [Port Mirroring for Remote Destinations on page 81](#)
- [Inline Port Mirroring on page 91](#)

CHAPTER 5

Port Mirroring Instances

- [Configuring the Global Instance of Layer 2 Port Mirroring on page 21](#)
- [Defining a Named Instance of Layer 2 Port Mirroring on page 24](#)

Configuring the Global Instance of Layer 2 Port Mirroring

On an MX Series router and on an EX Series switch, you can configure a set of Layer 2 port-mirroring properties that implicitly apply to packets received on all ports in the router (or switch) chassis.

To configure the global instance of Layer 2 port mirroring on an MX Series router and on an EX Series switch:

1. Enable configuration of the Layer 2 port mirroring:

```
[edit]  
user@host# edit forwarding-options port-mirroring
```
2. Enable configuration of the packet-selection properties:

```
[edit forwarding-options port-mirroring]  
user@host# edit input
```

3. Specify global-level packet-selection properties.

a. Specify the number of packets to select:

```
[edit forwarding-options port-mirroring input]
user@host# set rate number
```

The valid range is 1 through 65535.

b. Specify the number of packets to mirror from each selection:

```
[edit forwarding-options port-mirroring input]
user@host# set run-length number
```

The valid range is 0 through 20. The default value is 0.

c. Specify the length to which mirrored packets are to be truncated:

```
[edit forwarding-options port-mirroring input]
user@host# set maximum-packet-length number
```

The valid range is 0 through 9216. The default value is 0, which means the mirrored packets are not truncated.

4. Specify the global-level Layer 2 address-type family from which traffic is to be selected for mirroring:

```
[edit forwarding-options port-mirroring input]
user@host# up
[edit forwarding-options port-mirroring]
user@host# edit family family
```

The value of the *family* option can be **ethernet-switching**, **ccc**, or **vpls**.



NOTE: Under the [edit forwarding-options port-mirroring] hierarchy level, the protocol family statement family ethernet-switching is an alias for family vpls. The command-line interface (CLI) displays Layer 2 port-mirroring configurations as family vpls, even for Layer 2 port-mirroring configured as family ethernet-switching. Use family ethernet-switching when the physical interface is configured with encapsulation ethernet-bridge.

5. Enable configuration of global-level mirror destination properties for this address family:

```
[edit forwarding-options port-mirroring family family]
user@host# edit output
```

6. Specify global-level mirror destination properties for this address family.

- a. Specify the physical interface on which to send the mirrored packets:

```
[edit forwarding-options port-mirroring family family output]
user@host# set interface interface-name
```

You can also specify an integrated routing and bridging (IRB) interface as the output interface.

- b. (Optional) Allow configuration of filters on the destination interface for the named port-mirroring instance:

```
[edit forwarding-options port-mirroring family family output]
user@host# set no-filter-check
```

7. (Optional) Specify that any packets selected for mirroring are to be mirrored only once to any mirroring destination:

```
[edit forwarding-options port-mirroring family family output]
user@host# up 2
[edit forwarding-options port-mirroring]
user@host# set mirror-once
```



TIP: Enable the mirror-once option when an MX Series router or an EX Series switch is configured to perform Layer 2 port mirroring at both ingress and egress interfaces, which could result in sending duplicate packets to the same destination (which would complicate the analysis of the mirrored traffic).

8. Verify the minimum configuration of the global instance of Layer 2 port mirroring:

```
[edit forwarding-options ... ]
user@host# top
[edit]
user@host# show forwarding-options
```

```
forwarding-options {
  port-mirroring {
    input { # Global packet-selection properties.
      maximum-packet-length number; # Default is 0.
      rate number;
      run-length number;
    }
    family (ccc | vpls) { # Address- type 'ethernet-switching' displays as 'vpls'.
      output { # Global mirror destination properties.
        interface interface-name;
        no-filter-check; # Optional. Allow filters on interface.
      }
    }
    mirror-once; # Optional. Mirror destinations do not receive duplicate packets.
  }
}
```

- Related Documentation**
- [Understanding Layer 2 Port Mirroring on page 3](#)
 - [Layer 2 Port Mirroring Global Instance on page 9](#)
 - [Examples: Layer 2 Port Mirroring at Multiple Levels of the Chassis on page 34](#)
 - [Example: Layer 2 Port Mirroring with Multiple Instances](#)

Defining a Named Instance of Layer 2 Port Mirroring

On an MX Series router and on an EX Series switch, you can define a set of Layer 2 port-mirroring properties that you can bind to a particular Packet Forwarding Engine (at the PIC level of the router or switch chassis) or to a group of Packet Forwarding Engines (at the DPC or FPC level of the chassis).

To define a named instance of Layer 2 port mirroring on an MX Series router or on an EX Series switch:

1. Enable configuration of a named instance of Layer 2 port mirroring :

```
[edit]
user@host# edit forwarding-options port-mirroring instance pm-instance-name
```

2. Enable configuration of the packet-sampling properties:

```
[edit forwarding-options port-mirroring instance pm-instance-name]
user@host# edit input
```


3. Specify packet-selection properties:

a. Specify the number of packets to select:

```
[edit forwarding-options port-mirroring instance pm-instance-name input]
user@host# set rate number
```

The valid range is 1 through 65535.

b. Specify the number of packets to mirror from each selection:

```
[edit forwarding-options port-mirroring instance pm-named-instance input]
user@host# set run-length number
```

The valid range is 0 through 20. The default value is 0.



NOTE: The `run-length` statement is not supported on MX80 routers.

c. Specify the length to which mirrored packets are to be truncated:

```
[edit forwarding-options port-mirroring instance pm-instance-name input]
user@host# set maximum-packet-length number
```

The valid range is 0 through 9216. The default value is 0, which means the mirrored packets are not truncated.



NOTE: The `maximum-packet-length` statement is not supported on MX80 routers.

4. Enable configuration of the mirror destination properties for Layer 2 packets that are part of bridging domain, Layer 2 switching cross-connects, or virtual private LAN service (VPLS):

a. Specify the Layer 2 address family type of traffic to be mirrored:

```
[edit forwarding-options port-mirroring instance pm-instance-name input]
user@host# up
[edit forwarding-options port-mirroring instance pm-instance-name]
user@host# edit family family
```

The value of the `family` option can be `ethernet-switching`, `ccc`, or `vpls`.



NOTE: Under the `[edit forwarding-options port-mirroring]` hierarchy level, the protocol family statement `family ethernet-switching` is an alias for `family vpls`. The command-line interface (CLI) displays Layer 2 port-mirroring configurations as `family vpls`, even for Layer 2 port-mirroring configured as `family ethernet-switching`. Use `family ethernet-switching` when the physical interface is configured with `encapsulation ethernet-bridge`.

Enable configuration of the mirror destination properties:

- b. [edit forwarding-options port-mirroring instance *pm-instance-name* family *family*]
user@host# edit output

5. Specify mirror destination properties.

- a. Specify the physical interface on which to send the mirrored packets:

```
[edit forwarding-options port-mirroring instance pm-instance-name family family
output]
user@host# set interface interface-name
```

- b. (Optional) Allow configuration of filters on the destination interface for the global port-mirroring instance:

```
[edit forwarding-options port-mirroring instance pm-instance-name family family
output]
user@host# set no-filter-check
```



NOTE: You cannot configure port mirroring instances on MX80 routers. You can only configure port mirroring at the global level on MX80 routers.

- 6. (Optional) Specify that any packets selected for mirroring are to be mirrored only once to any mirroring destination:

```
[edit forwarding-options port-mirroring instance pm-instance-name family family
output]
user@host# up 3
[edit forwarding-options port-mirroring]
user@host# set mirror-once
```



TIP: Enable the global mirror-once option when an MX Series router or an EX Series switch is configured to perform Layer 2 port mirroring at both ingress and egress interfaces, which could result in sending duplicate packets to the same destination (which in turn would complicate the analysis of the mirrored traffic).

- 7. To configure a mirroring destination for a different packet family type, repeat steps 4 through 6.

- 8. Verify the minimum configuration of the named instances of Layer 2 port mirroring:

```
[edit forwarding-options ... ]
user@host# top
[edit]
user@host# show forwarding-options

forwarding-options {
  port-mirroring {
    ... optional-global-port-mirroring-configuration ...
    instance {
      pm-instance-name ( # A named instance of port mirroring
        input { # Packet-selection properties
```

```
        maximum-packet-length number; # Default is 0.
        rate number;
        run-length number;
    }
    family (ccc | vpls) { # Address- type 'ethernet-switching' displays as 'vpls'.
        output { # Mirror destination properties
            interface interface-name;
            no-filter-check; # Optional. Allow filters on interface.
        }
    }
}
mirror-once; # Optional. Mirror destinations do not receive duplicate packets.
}
```

**Related
Documentation**

- [Understanding Layer 2 Port Mirroring on page 3](#)
- [Layer 2 Port Mirroring Named Instances](#)
- [Binding Layer 2 Port Mirroring to Ports Grouped at the FPC Level on page 30](#)
- [Binding Layer 2 Port Mirroring to Ports Grouped at the PIC Level on page 32](#)
- [Examples: Layer 2 Port Mirroring at Multiple Levels of the Chassis on page 34](#)
- [Example: Layer 2 Port Mirroring with Multiple Instances](#)

CHAPTER 6

Port Mirroring for Physical Interfaces

- [Precedence of Multiple Levels of Layer 2 Port Mirroring on a Physical Interface on page 29](#)
- [Binding Layer 2 Port Mirroring to Ports Grouped at the FPC Level on page 30](#)
- [Binding Layer 2 Port Mirroring to Ports Grouped at the PIC Level on page 32](#)
- [Disabling Layer 2 Port Mirroring Instances on page 33](#)
- [Examples: Layer 2 Port Mirroring at Multiple Levels of the Chassis on page 34](#)
- [Example: Layer 2 Port Mirroring with Multiple Instances on page 36](#)

Precedence of Multiple Levels of Layer 2 Port Mirroring on a Physical Interface

You can bind different sets of Layer 2 port mirroring properties (the global instance and one or more named instances) at various levels of an MX Series router or of an EX Series switch chassis (at the chassis level, at the FPC level, or at the PIC level). Therefore, it is possible for a single group of physical interfaces to be bound to multiple Layer 2 port mirroring definitions.

If a group of ports (or, in the case of a PIC-level binding in an MX960 router, a single port) is bound to multiple Layer 2 port mirroring definitions, the router (or switch) applies the Layer 2 port-mirroring properties to those ports as follows:

1. **Chassis-level port-mirroring properties implicitly apply to all ports in the chassis.** If an MX Series router or an EX Series switch is configured with the global port-mirroring instance, those port mirroring properties apply to all ports. See *Configuring the Global Instance of Layer 2 Port Mirroring*.
2. **FPC-level port-mirroring properties override chassis-level properties.** If a DPC or FPC is bound to a named instance of port mirroring, those port mirroring properties apply to all ports associated with that DPC or FPC, overriding any port mirroring properties bound at the chassis level. See [“Binding Layer 2 Port Mirroring to Ports Grouped at the FPC Level” on page 30](#).
3. **PIC-level port-mirroring properties override FPC-level properties.** If a Packet Forwarding Engine or PIC is bound to a named instance of port-mirroring, those port mirroring properties apply to all ports associated with the Packet Forwarding Engine or PIC, overriding any port-mirroring properties bound to those ports at the FPC level. See [“Binding Layer 2 Port Mirroring to Ports Grouped at the PIC Level” on page 32](#).

Related Documentation

- [Understanding Layer 2 Port Mirroring on page 3](#)
- [Restrictions on Layer 2 Port Mirroring](#)
- [Application of Layer 2 Port Mirroring Types](#)
- [Understanding Layer 2 Port Mirroring of PE Router Logical Interfaces on page 41](#)
- [Understanding Layer 2 Port Mirroring of PE Router Aggregated Ethernet Interfaces](#)

Binding Layer 2 Port Mirroring to Ports Grouped at the FPC Level

On an MX Series router and on an EX Series switch, you can bind a named instance of Layer 2 port mirroring to a specific DPC or to a specific FPC in the router (or switch) chassis. This is known as binding a named instance of Layer 2 port mirroring *at the FPC level* of the router (or switch) chassis. The port mirroring properties specified in the named instance are applied to all physical ports associated with all Packet Forwarding Engines on the specified DPC or FPC.



NOTE: You can also bind a named instance of Layer 2 port mirroring to a specific Packet Forwarding Engine on a DPC or FPC in the router (or switch) chassis.

For any packet-type family supported by Layer 2 port mirroring

- Port-mirroring properties bound to a specific DPC or FPC override any port-mirroring properties configured at the global level.
- Port-mirroring properties bound to a specific Packet Forwarding Engine override any port-mirroring properties configured at the DPC or FPC level.

You can apply up to two named instances of Layer 2 port mirroring to the same group of ports within the router (or switch) chassis. By applying two different port-mirroring instances to the same DPC or FPC, you can bind two distinct Layer 2 port-mirroring specifications to a single group of ports.

Before you begin, complete the following tasks:

- Define a named instance of Layer 2 port mirroring. See *Defining a Named Instance of Layer 2 Port Mirroring*.
- Display information about the number and types of DPCs or FPCs in the MX Series router and in the EX Series switch, the number of Packet Forwarding Engines on each, and the number and types of ports per Packet Forwarding Engine. See *Displaying Information About DPCs or FPCs in an MX Series Router*.

To bind a named instance of Layer 2 port mirroring to a DPC or FPC and its Packet Forwarding Engines:

1. Enable configuration of the router (or switch) chassis properties:

[edit]

```
user@host# edit chassis
```

2. Enable configuration of a DPC (and its corresponding Packet Forwarding Engines) or an FPC (and its installed PICs):

```
[edit chassis]
user@host# edit fpc slot-number
```

3. Bind a named instance of Layer 2 port mirroring (*pm-instance-name*) to the DPC or FPC:

```
[edit chassis fpc slot-number]
user@host# set port-mirror-instance pm-instance-name
```

4. (Optional) To bind a second named instance of Layer 2 port mirroring to the same DPC or FPC, repeat step 3 and specify a different named instance of Layer 2 port mirroring.
5. Verify the minimum configuration of the binding:

```
[edit chassis fpc slot-number port-mirror-instance pm-instance-name]
user@host# top
[edit]
user@host# show chassis

chassis {
  fpc slot-number { # Bind two port mirroring named instances at the FPC level.
    port-mirror-instance pm-instance-name-1;
    port-mirror-instance pm-instance-name-2;
  }
}
```

Related Documentation

- [Understanding Layer 2 Port Mirroring on page 3](#)
- *Layer 2 Port Mirroring Named Instances*
- *Defining a Named Instance of Layer 2 Port Mirroring*
- [Binding Layer 2 Port Mirroring to Ports Grouped at the PIC Level on page 32](#)
- [Examples: Layer 2 Port Mirroring at Multiple Levels of the Chassis on page 34](#)
- *Example: Layer 2 Port Mirroring with Multiple Instances*

Binding Layer 2 Port Mirroring to Ports Grouped at the PIC Level

On an MX Series router and on an EX Series switch, you can bind a named instance of Layer 2 port mirroring to the ports associated with a specific Packet Forwarding Engine (on a DPC) or to the ports associated with a specific PIC (installed in an FPC). This is known as binding a named instance of Layer 2 port mirroring *at the PIC level* of the router (or switch) chassis. The port-mirroring properties specified in the named instance are applied to all physical ports associated with the specified Packet Forwarding Engine.



NOTE: You can also bind a named instance of Layer 2 port mirroring to a specific DPC or FPC in the router (or switch) chassis.

For any packet-type family supported by Layer 2 port mirroring:

- Port-mirroring properties bound to a specific Packet Forwarding Engine override any port-mirroring properties configured at the DPC or FPC level.
- Port-mirroring properties bound to a specific DPC or FPC override any port-mirroring properties configured at the global level.

You can apply up to two named instances of Layer 2 port-mirroring to the same group of ports within the router (or switch) chassis. By applying two different port-mirroring instances to the same Packet Forwarding Engine or PIC, you can bind two distinct Layer 2 port mirroring specifications to a single group of ports.

For MX960 routers, there is a one-to-one mapping of Packet Forwarding Engines to Ethernet ports. Therefore, on MX960 routers only, you can bind a named instance of Layer 2 port mirroring to a *specific port* by binding the instance to the Packet Forwarding Engine associated with the port.

Before you begin, complete the following tasks:

- Define a named instance of Layer 2 port mirroring. See *Defining a Named Instance of Layer 2 Port Mirroring*.
- Display information about the number and types of DPCs in the MX Series router or in the EX Series switch, the number of Packet Forwarding Engines on each DPC, and the number and types of ports per Packet Forwarding Engine. See *Displaying Information About DPCs or FPCs in an MX Series Router*.

To bind a named instance of Layer 2 port mirroring to a Packet Forwarding Engine:

1. Enable configuration of the router (or switch) chassis properties:

```
[edit]
user@host# edit chassis
```

2. Enable configuration of a Packet Forwarding Engine or PIC:

```
[edit chassis]
user@host# edit fpc slot-number
```



```
user@host# edit pic slot-number
```

3. Bind a named instance of Layer 2 port mirroring (*pm-instance-name*) to the Packet Forwarding Engine or PIC:

```
[edit chassis fpc slot-number pic slot-number]
user@host# set port-mirror-instance pm-instance-name
```

4. (Optional) To bind a second named instance of Layer 2 port mirroring to the same Packet Forwarding Engine or PIC, repeat step 3 and specify a different named instance of Layer 2 port mirroring.
5. Verify the minimum configuration of the binding:

```
[edit forwarding-options ... ]
user@host# top
[edit]
user@host# show chassis
chassis {
  fpc slot-number {
    ... optional-binding-of-a-port-mirroring-instance-at-the-dpc-level ...
    pic slot-number { # Bind two port-mirroring named instances at the PIC level.
      port-mirror-instance pm-instance-name-1;
      port-mirror-instance pm-instance-name-2;
    }
  }
}
```

Related Documentation

- [Understanding Layer 2 Port Mirroring on page 3](#)
- [Layer 2 Port Mirroring Named Instances](#)
- [Defining a Named Instance of Layer 2 Port Mirroring](#)
- [Binding Layer 2 Port Mirroring to Ports Grouped at the FPC Level on page 30](#)
- [Examples: Layer 2 Port Mirroring at Multiple Levels of the Chassis on page 34](#)
- [Example: Layer 2 Port Mirroring with Multiple Instances](#)

Disabling Layer 2 Port Mirroring Instances

You can disable the global instance of Layer 2 port mirroring, a particular named instance, or all instances of port mirroring:

- To disable the global instance of Layer 2 port mirroring, include the **disable** statement at the **[edit forwarding-options port-mirroring]** hierarchy level:

```
[edit]
forwarding-options {
  port-mirroring {
    disable; Disables the global instance of Layer 2 port mirroring.
    ..global-instance-of-layer-2-port-mirroring-configuration...
  }
}
```

- To disable the definition of a particular named instance of Layer 2 port mirroring, include the **disable** statement at the **[edit forwarding-options port-mirroring instance instance-name]** hierarchy level:

```
[edit]
forwarding-options {
  port-mirroring {
    ...optional-configuration-of-the-global-instance-of-layer-2-port-mirroring...
    instance {
      port-mirroring-instance-name {
        disable; Disables this named instance of Layer 2 port mirroring.
        ...definition-of-a-named-instance-of-layer-2-port-mirroring...
      }
    }
  }
}
```

- To disable the global instance and all named instances of Layer 2 port mirroring, include the **disable-all-instances** statement at the **[edit forwarding-options port-mirroring]** hierarchy level:

```
[edit]
forwarding-options {
  port-mirroring {
    disable-all-instances; Disables all instances of Layer 2 port mirroring.
    ...optional-configuration-of-the-global-instance-of-layer-2-port-mirroring...
    instance {
      port-mirroring-instance-name {
        ...definition-of-a-named-instance-of-layer-2-port-mirroring...
      }
    }
  }
}
```

Related Documentation

- [Understanding Layer 2 Port Mirroring on page 3](#)
- [Layer 2 Port Mirroring Global Instance on page 9](#)
- [Layer 2 Port Mirroring Named Instances](#)
- [Displaying Layer 2 Port-Mirroring Instance Settings and Status on page 95](#)

Examples: Layer 2 Port Mirroring at Multiple Levels of the Chassis

On an MX Series router or on an EX Series switch, you can apply named instances of Layer 2 port mirroring at the FPC or DPC level of the chassis or at the PIC level of the chassis. However, you can configure (and implicitly apply) only one global instance of Layer 2 port mirroring to the entire chassis.

- [Layer 2 Port Mirroring at the FPC Level on page 35](#)
- [Layer 2 Port Mirroring at the PIC Level on page 35](#)
- [Layer 2 Port Mirroring at the FPC and PIC Levels on page 35](#)

Layer 2 Port Mirroring at the FPC Level

In this example configuration of an MX Series router or of an EX Series switch chassis, a named instance of Layer 2 port mirroring (**pm1**) is bound to physical ports grouped at the FPC level:

```
[edit]
chassis {
  fpc 2 {
    port-mirror-instance pm1;
  }
}
```

This is not a complete configuration. The physical interfaces associated with the FPC or DPC in slot 2 must be configured at the **[edit interfaces]** hierarchy level. The Layer 2 port mirroring named instance **pm1** must be configured at the **[edit forwarding-options port-mirroring instance]** hierarchy level.

Layer 2 Port Mirroring at the PIC Level

In this example configuration of an MX Series router or of an EX Series switch chassis, a named instance of Layer 2 port mirroring (**pm2**) is bound to the physical ports grouped at the PIC level:

```
[edit]
chassis {
  fpc 2 {
    pic 0 {
      port-mirror-instance pm2;
    }
  }
}
```

This is not a complete configuration. The physical interfaces associated with the FPC or DPC in slot 2 must be configured at the **[edit interfaces]** hierarchy level. The Layer 2 port mirroring named instance **pm2** must be configured at the **[edit forwarding-options port-mirroring instance]** hierarchy level.

Layer 2 Port Mirroring at the FPC and PIC Levels

In this example configuration of an MX Series router chassis or an EX Series switch, one named instance of Layer 2 port mirroring (**pm1**) is applied at the FPC level of the router (or switch) chassis. A second named instance (**pm2**) is applied at the PIC level:

```
[edit]
chassis {
  fpc 2 {
    port-mirror-instance pm1;
    pic 0 {
      port-mirror-instance pm2;
    }
  }
}
```

This is not a complete configuration. Physical interfaces associated with the FPC or DPC in slot 2, including physical interfaces associated with **pic 0**, must be configured at the

[[edit interfaces](#)] hierarchy level. The Layer 2 port mirroring named instances **pm1** and **pm2** must be configured at the [[edit forwarding-options port-mirroring instance](#)] hierarchy level.

**Related
Documentation**

- [Understanding Layer 2 Port Mirroring on page 3](#)
- [Layer 2 Port Mirroring Global Instance on page 9](#)
- [Layer 2 Port Mirroring Named Instances](#)
- [Configuring the Global Instance of Layer 2 Port Mirroring](#)
- [Defining a Named Instance of Layer 2 Port Mirroring](#)

Example: Layer 2 Port Mirroring with Multiple Instances

Because you can configure more than one port-mirroring instance, care is required when specifying which instance is meant. This topic contains the following information:

- [Example: Configuring Multiple Instances of Layer 2 Port Mirroring on page 36](#)
- [Explicit Reference of a Port Mirroring Instance on page 39](#)
- [Implicit Reference of Port Mirroring on the Underlying Physical Interface on page 39](#)

Example: Configuring Multiple Instances of Layer 2 Port Mirroring

This configuration example illustrates the configuration of Layer 2 port mirroring at the physical interfaces associated with FPC 2, PIC 0 and at two logical interfaces on one of those ports.

At the physical interface levels of the router (or switch) chassis, two named instances of port mirroring are configured and then bound to the group of physical ports associated with FPC 2, PIC 0.

At two of the logical interfaces on physical interface **ge-2/0/1**, two Layer 2 port-mirroring firewall filters are applied to the input traffic. One filter *explicitly* references the port mirroring properties specified in one of the named instances of port mirroring. The other filter *implicitly* references the port mirroring properties in effect on the underlying physical interface **ge-2/0/1**.

The resulting configuration is an example of the relationships that can exist between multiple instances of Layer 2 port mirroring applied to an MX Series router or an EX Series switch.

1. Configure two named instances of Layer 2 port mirroring (**pm_instance_1** and **pm_instance_2**), and include mirror destination properties for VLAN traffic (**family ethernet-switching**):

```
[edit]
forwarding-options {
  port-mirroring {
    instance {
      pm_instance_1 {
        input {
```

```

        ... packet-selection-properties-configuration ...
    }
    family ethernet-switching {
        ... mirror-destination-properties-configuration ...
    }
}
pm_instance_2 {
    input {
        ... packet-selection-properties-configuration ...
    }
    family ethernet-switching {
        ... mirror-destination-properties-configuration ...
    }
}
}
}
}

```



NOTE: In this example, no global port-mirroring properties are configured on the router (or switch).

2. Apply the Layer 2 port mirroring instances to the same group of ports in the router (or switch) chassis. In this example, the named instances of Layer 2 port mirroring are applied to the same group of physical interfaces specified at the PIC level of the chassis:

```

[edit]
chassis {
    fpc 2 {
        pic 0 {
            port-mirror-instance pm_instance_1;
            port-mirror-instance pm_instance_2;
        }
    }
}

```

Note that, in this example, two named instances of Layer 2 port mirroring are bound to the PIC level of the chassis at the same group of ports.

3. Configure two Layer 2 port-mirroring firewall filters, both for VLAN traffic and with one of the filters explicitly referencing one of the named instances of Layer 2 port mirroring:
 - Configure the filter **pm_filter_1** to use the Layer 2 port-mirroring properties configured in the named port-mirroring instance **pm_instance_1**. To refer to the Layer 2 port mirroring properties configured in a particular named instance of port mirroring, use the **port-mirror-instance** *port-mirroring-instance-name* statement.
 - Configure the filter **pm_filter_2** to use the Layer 2 port mirroring properties in effect on the underlying physical interface of the logical interface to which the filter is applied. To refer to the Layer 2 port mirroring properties in effect on the underlying physical interface, use the **port-mirror** statement. If two instances of port mirroring are bound to that port, then the firewall filter uses the first instance bound within the **[edit chassis fpc slot-number]** or **[edit chassis fpc slot-number pic slot-number]** hierarchy level.

```
[edit]
firewall {
  family ethernet-switching {
    filter pm_filter_1 {
      term pm {
        then port-mirror-instance pm_instance_1;
      }
    }
    filter pm_filter_2 {
      term pm {
        then port-mirror;
      }
    }
  }
}
```



NOTE: Because the **port-mirror** filter action modifier relies on the port-mirroring properties defined at the **[edit forwarding-options port-mirroring]** hierarchy level, the **port-mirror** filter action is not supported for logical systems.

4. Apply the two Layer 2 port-mirroring firewall filters to logical interfaces on interface **ge-2/0/1**:

```
[edit]
interfaces {
  ge-2/0/1 {
    flexible-vlan-tagging;
    encapsulation ethernet-bridge;
    unit 0 {
      vlan-id 201;
      family ethernet-switching {
        filter { # Explicitly references a named instance of port mirroring.
          input pm_filter_1;
        }
      }
    }
    unit 1 {
```

```

vlan-id 202;
family ethernet-switching {
    filter { # Implicitly references the underlying port mirroring.
        input pm_filter_2;
    }
}
}
}
}

```

Explicit Reference of a Port Mirroring Instance

On logical interface **ge-2/0/1.0**, the **port-mirror-instance** statement explicitly references the Layer 2 port mirroring properties in the named instance **pm_instance_1**. In this example, the port mirroring properties specified in **pm_instance_1** remain in effect at logical interface **ge-2/0/1.0** under the following conditions:

- The firewall filter **pm_filter_1** remains configured (as shown in step 3).
- The named instance **pm_instance_1** remains configured (as shown in step 1).

Even if the named instance **pm_instance_1** is no longer configured or no longer bound to the router (or switch) chassis at FPC 2, PIC 0, the port mirroring properties specified in **pm_instance_1** remain in effect at logical interface **ge-2/0/1.0** through firewall filter **pm_filter_1**.

Implicit Reference of Port Mirroring on the Underlying Physical Interface

On logical interface **ge-2/0/1.1**, the **port-mirror** statement implicitly references the Layer 2 port mirroring properties in effect at the underlying physical interface **ge-2/0/1**. In this example, the port mirroring properties specified in **pm_instance_2** remain in effect at the ports associated with FPC 2, PIC 0 under the following conditions:

- The firewall filter **pm_filter_2** remains configured (as shown in step 3).
- The named instance **pm_instance_2** remains configured (as shown in step 1).
- The named instance **pm_instance_2** remains bound to the router (or switch) chassis at FPC 2, PIC 0 (as shown in step 2).

If you disable the named instance **pm_instance_2** or delete its binding to the physical ports associated with FPC 2, PIC 0, then—if global Layer 2 port mirroring properties had been configured—the global port mirroring properties would be used at logical interface **ge-2/0/1.1** through firewall filter **pm_filter_2**.



NOTE: There is a limitation to a Layer 2 port mirroring firewall filter in which you implicitly reference Layer 2 port mirroring properties by including the **port-mirror** statement. If multiple named instances of Layer 2 port mirroring are bound to the underlying physical interface, then only the first binding in the stanza (or the only binding) is used at the logical interface. This is done mainly for backward compatibility.

In the example above, filter **pmff_bd_filter_2** uses the **port-mirror** statement, and so the filter action uses the mirroring properties of the first port mirroring instance applied to the router (or switch) chassis at the **[edit chassis fpc 2 pic 0]** hierarchy level, which is the instance **pm_instance_1**.

**Related
Documentation**

- [Understanding Layer 2 Port Mirroring on page 3](#)
- *Layer 2 Port Mirroring Named Instances*
- *Layer 2 Port Mirroring Firewall Filters*
- *Defining a Named Instance of Layer 2 Port Mirroring*
- *Defining a Layer 2 Port-Mirroring Firewall Filter*

CHAPTER 7

Port Mirroring for Logical interfaces

- [Understanding Layer 2 Port Mirroring of PE Router Logical Interfaces on page 41](#)
- [Layer 2 Port Mirroring Firewall Filters on page 43](#)
- [Defining a Layer 2 Port-Mirroring Firewall Filter on page 45](#)
- [Applying Layer 2 Port Mirroring to a Logical Interface on page 49](#)
- [Applying Layer 2 Port Mirroring to Traffic Forwarded or Flooded to a VLAN on page 52](#)
- [Applying Layer 2 Port Mirroring to Traffic Forwarded or Flooded to a VPLS Routing Instance on page 54](#)
- [Example: Layer 2 Port Mirroring at a Logical Interface on page 56](#)
- [Example: Layer 2 Port Mirroring for a Layer 2 VPN on page 58](#)
- [Example: Layer 2 Port Mirroring for a Layer 2 VPN with LAG Links on page 60](#)

Understanding Layer 2 Port Mirroring of PE Router Logical Interfaces

For an MX Series router or an EX Series switch configured as a provider edge (PE) router or PE switch on the customer-facing edge of a service provider network, you can apply a Layer 2 port-mirroring firewall filter at the following ingress and egress points to mirror the traffic between the MX Series router (or an EX Series switch) and customer edge (CE) devices, such as routers and Ethernet switches.

[Table 4 on page 14](#) describes the ways in which you can apply Layer 2 port-mirroring firewall filters to an MX Series router or an EX Series switch configured as a PE router or PE switch.

Table 5: Application of Layer 2 Port Mirroring Firewall Filters on PE Routers and PE Switches

Point of Application	Scope of Mirroring	Notes	Configuration Details
Ingress Customer-Facing Logical Interface	Packets originating within a service provider customer's network, sent first to a CE device, and sent next to an MX Series router or an EX Series switch acting as a PE router or PE switch.	<p>You can also configure aggregated Ethernet interfaces between CE devices and PE routers or PE switches for VPLS routing instances. Traffic is load-balanced across all of the links in the aggregated interface.</p> <p>Traffic received on an aggregated Ethernet interface is forwarded over a different interface based on a lookup of the destination MAC (DMAC) address:</p> <ul style="list-style-type: none"> • Packets destined for a local site are sent out of the load-balanced child interface. • Packets destined for the remote site are encapsulated and forwarded over a label-switched path (LSP). 	<p>See <i>Applying Layer 2 Port Mirroring to a Logical Interface</i>.</p> <p>For more information about VPLS routing instances, see <i>Configuring a VPLS Routing Instance</i> and <i>Configuring VLAN Identifiers for Bridge Domains and VPLS Routing Instances</i>.</p>
Egress Customer-Facing Logical Interface	<p>Unicast packets being forwarded by the MX Series router or the EX Series switch to another PE router or PE switch.</p> <p>NOTE: If you apply a port-mirroring filter to the output for a logical interface, only unicast packets are mirrored. To mirror multicast, unknown unicast, and broadcast packets, apply a filter to the input to the flood table of a bridge domain or VPLS routing instance.</p>	<p>Traffic received on an aggregated Ethernet interface is forwarded over a different interface based on a lookup of the destination MAC (DMAC) address:</p> <ul style="list-style-type: none"> • Packets destined for a local site are sent out of the load-balanced child interface. • Packets destined for the remote site are encapsulated and forwarded over a label-switched path (LSP). 	See <i>Applying Layer 2 Port Mirroring to a Logical Interface</i> .
Input to a Bridge Domain Forwarding Table or Flood Table	Forwarding traffic or flood traffic sent to the bridge domain from a CE device.	Forwarding and flood traffic typically consists of broadcast packets, multicast packets, unicast packets with an unknown destination MAC address, or packets with a MAC entry in the DMAC routing table.	See <i>Applying Layer 2 Port Mirroring to Traffic Forwarded or Flooded to a Bridge Domain</i> . For information about flooding behavior in VPLS, see the <i>Junos OS VPNs Library for Routing Devices</i> .
Input to a VPLS Routing Instance Forwarding Table or Flood Table	Forwarding traffic or flood traffic sent to the VPLS routing instance from a CE device.		See <i>Applying Layer 2 Port Mirroring to Traffic Forwarded or Flooded to a VPLS Routing Instance</i> . For information about flooding behavior in VPLS, see the <i>Junos OS VPNs Library for Routing Devices</i> .

Related Documentation

- [Understanding Layer 2 Port Mirroring on page 3](#)
- [Layer 2 Port Mirroring Firewall Filters](#)
- [Defining a Layer 2 Port-Mirroring Firewall Filter](#)
- [Example: Layer 2 Port Mirroring at a Logical Interface](#)

Layer 2 Port Mirroring Firewall Filters

This topic describes the following information:

- [Layer 2 Port Mirroring Firewall Filters Overview on page 43](#)
- [Mirroring of Packets Received or Sent on a Logical Interface on page 44](#)
- [Mirroring of Packets Forwarded or Flooded to a VLAN on page 44](#)
- [Mirroring of Packets Forwarded or Flooded to a VPLS Routing Instance on page 45](#)

Layer 2 Port Mirroring Firewall Filters Overview

On an MX Series router and on an EX Series switch, you can configure a firewall filter *term* to specify that Layer 2 port mirroring is to be applied to all packets at the interface to which the firewall filter is applied.

You can apply a Layer 2 port-mirroring firewall filter to the input or output logical interfaces (including aggregated Ethernet logical interfaces), to traffic forwarded or flooded to a VLAN, or traffic forwarded or flooded to a VPLS routing instance.

MX Series routers and EX Series switches support Layer 2 port mirroring of VPLS (**family ethernet-switching** or **family vpls**) traffic and Layer 2 VPN traffic with **family ccc** in a Layer 2 environment.

Within a firewall filter **term**, you can specify the Layer 2 port-mirroring properties under the **then** statement in either of the following ways:

- Implicitly reference the Layer 2 port mirroring properties in effect on the port.
- Explicitly reference a particular named instance of Layer 2 port mirroring.



NOTE: When configuring a Layer 2 port-mirroring firewall filter, do not include the optional **from** statement that specifies match conditions based on the route source address. Omit this statement so that all packets are considered to match and all *actions* and *action-modifiers* specified in the **then** statement are taken.

If you want to mirror all incoming packets, then you must not use the **from** statement; /* comment: one configure filter terms with **from** if they are interested in mirroring only a subset of packet.

For a general description of Layer 2 port-mirroring properties, see [“Understanding Layer 2 Port Mirroring Properties” on page 4](#). For a comparison of the types of Layer 2 port mirroring available on an MX Series router and on an EX Series switch, see *Application of Layer 2 Port Mirroring Types*.



NOTE: If you associate integrated routing and bridging (IRB) with the VLAN (or VPLS routing instance), and also configure within the VLAN (or VPLS routing instance) a forwarding table filter with the `port-mirror` or `port-mirror-instance` action, then the IRB packet is mirrored as a Layer 2 packet. You can disable this behavior by configuring the `no-irb-layer-2-copy` statement in the VLAN (or VPLS routing instance).

For a detailed description of how to configure a Layer 2 port-mirroring firewall filter, see *Defining a Layer 2 Port-Mirroring Firewall Filter*.

For detailed information about how you can use Layer 2 port-mirroring firewall filters with MX Routers and EX Series switches configured as provider edge (PE) routers or PE switches, see “[Understanding Layer 2 Port Mirroring of PE Router Logical Interfaces](#)” on [page 41](#). For detailed information about configuring firewall filters in general (including in a Layer 3 environment), see the *Routing Policies, Firewall Filters, and Traffic Policers Feature Guide*.

Mirroring of Packets Received or Sent on a Logical Interface

To mirror Layer 2 traffic received or sent on a logical interface, apply a port-mirroring firewall filter to the input or output of the interface.

A port-mirroring firewall filter can also be applied to an aggregated-Ethernet logical interface. For details, see *Understanding Layer 2 Port Mirroring of PE Router Aggregated Ethernet Interfaces*.



NOTE: If port-mirroring firewall filters are applied at both the input and output of a logical interface, two copies of each packet are mirrored. To prevent the router or switch from forwarding duplicate packets to the same destination, you can enable the “mirror-once” option for Layer 2 port mirroring in the global instance for the Layer 2 packet address family.

Mirroring of Packets Forwarded or Flooded to a VLAN

To mirror Layer 2 traffic forwarded to or flooded to a VLAN, apply a port-mirroring firewall filter to the input to the forwarding table or flood table. Any packet received for the VLAN forwarding or flood table and that matches the filter conditions is mirrored.

For more information about VLANs, see *Understanding Layer 2 Bridge Domains*. For information about flooding behavior in a VLAN, see *Understanding Layer 2 Learning and Forwarding for Bridge Domains*.



NOTE: When you configure port mirroring on any interface under one VLAN, the mirrored packet can move to an external analyzer located under different VLANs.

Mirroring of Packets Forwarded or Flooded to a VPLS Routing Instance

To mirror Layer 2 traffic forwarded to or flooded to a VPLS routing instance, apply a port-mirroring firewall filter to the input to the forwarding table or flood table. Any packet received for the VPLS routing instance forwarding or flood table and that matches the filter condition is mirrored.

For more information about VPLS routing instances, see *Configuring a VPLS Routing Instance* and *Configuring VLAN Identifiers for Bridge Domains and VPLS Routing Instances*. For information about flooding behavior in VPLS, see the *Junos OS VPNs Library for Routing Devices*.

Related Documentation

- [Understanding Layer 2 Port Mirroring on page 3](#)
- [Defining a Layer 2 Port-Mirroring Firewall Filter](#)
- [Example: Layer 2 Port Mirroring at a Logical Interface](#)
- [Example: Layer 2 Port Mirroring for a Layer 2 VPN](#)
- [Example: Layer 2 Port Mirroring for a Layer 2 VPN with LAG Links](#)
- [Example: Layer 2 Port Mirroring to Multiple Destinations](#)

Defining a Layer 2 Port-Mirroring Firewall Filter

For virtual private LAN service (VPLS) traffic (**family ethernet-switching** or **family vpls**) and for Layer 2 VPNs with **family ccc** on MX Series routers and on EX Series switches only, you can define a firewall filter that specifies Layer 2 port mirroring as the action to be performed if a packet matches the conditions configured in the firewall filter term.

You can use a Layer 2 port-mirroring firewall filter in the following ways:

- To mirror packets received or sent on a logical interface.
- To mirror packets forwarded or flooded to a VLAN.
- To mirror packets forwarded or flooded to a VPLS routing instance.
- To mirror tunnel interface input packets only to multiple destinations.

For a summary of the three types of Layer 2 port-mirroring you can configure on an MX Series router and on an EX Series switch, see *Application of Layer 2 Port Mirroring Types*.

For information about configuring firewall filters in general (including in a Layer 3 environment), see *Stateless Firewall Filter Overview* and *How Standard Firewall Filters Evaluate Packets* in the *Routing Policies, Firewall Filters, and Traffic Policers Feature Guide*.

To define a firewall filter with a Layer 2 port-mirroring action:

1. Enable configuration of firewall filters for Layer 2 packets that are part of a VLAN, a Layer 2 switching cross-connect, or a virtual private LAN service (VPLS):

```
[edit]
user@host# edit firewall family family
```

The value of the **family** option can be **ethernet-switching**, **ccc**, or **vpls**.

2. Enable configuration of a firewall filter **pm-filter-name**:

```
[edit firewall family family]  
user@host# edit filter pm-filter-name
```

3. Enable configuration of a firewall filter term **pm-filter-term-name**:

```
[edit firewall family family filter pm-filter-name]  
user@host# edit term pm-filter-term-name
```

For more information about firewall filter terms in general (including in a Layer 3 environment), see *Guidelines for Configuring Firewall Filters in the Routing Policies, Firewall Filters, and Traffic Policers Feature Guide*.

4. (Optional) Specify the firewall filter match conditions based on the route source address *only if* you want to mirror a subset of the sampled packets.

For information about configuring firewall filter match conditions in general (including in a Layer 3 environment), see *Firewall Filter Match Conditions Based on Numbers or Text Aliases*, *Firewall Filter Match Conditions Based on Bit-Field Values*, *Firewall Filter Match Conditions Based on Address Fields*, and *Firewall Filter Match Conditions Based on Address Classes*, in the *Routing Policies, Firewall Filters, and Traffic Policers Feature Guide*.

- For detailed information about Layer 2 bridging firewall filter match conditions (which are supported on MX Series routers and EX Series switches only), see *Firewall Filter Match Conditions for Layer 2 Bridging Traffic*.
- For detailed information about VPLS firewall filter match conditions, see *Firewall Filter Match Conditions for VPLS Traffic*.
- For detailed information about Layer 2 circuit cross-connect (CCC) firewall filter match conditions, see *Firewall Filter Match Conditions for Layer 2 CCC Traffic*.



NOTE: If you want all sampled packets to be considered to match (and be subjected to the actions specified in the **then** statement), then omit the **from** statement altogether.

5. Enable configuration of the **action** and **action-modifier** to apply to matching packets:

```
[edit firewall family family filter pm-filter-name term pm-filter-term-name]  
user@host# edit then
```

6. Specify the actions to be taken on matching packets:

```
[edit firewall family family filter pm-filter-name term pm-filter-term-name then]  
user@host# set action
```

The recommended value for the **action** is **accept**. If you do not specify an action, or if you omit the **then** statement entirely, all packets that match the conditions in the **from** statement are accepted.

7. Specify Layer 2 port mirroring or a next-hop group as the **action-modifier**:

- To reference the Layer 2 port mirroring properties currently in effect for the Packet Forwarding Engine or PIC associated with the underlying physical interface, use the **port-mirror** statement:

```
[edit firewall family family filter pm-filter-name term pm-filter-term-name then]
user@host# set port-mirror
```

- To reference the Layer 2 port mirroring properties configured in a specific named instance, use the **port-mirror-instance *pm-instance-name*** action modifier:

```
[edit firewall family family filter pm-filter-name term pm-filter-term-name then]
user@host# set port-mirror-instance pm-instance-name
```

If the underlying physical interface is not bound to a named instance of Layer 2 port mirroring but instead is implicitly bound to the global instance of Layer 2 port mirroring, then traffic at the logical interface is mirrored according to the properties specified in the named instance referenced by the **port-mirror-instance** action modifier.

- To reference a next-hop group that specifies the next-hop addresses (for sending additional copies of packets to an analyzer), use the **next-hop-group *pm-next-hop-group-name*** action modifier:

```
[edit firewall family family filter pm-filter-name term pm-filter-term-name then]
user@host# set next-hop-group pm-next-hop-group-name
```

For configuration information about next-hop groups, see [“Defining a Next-Hop Group for Layer 2 Port Mirroring” on page 72](#). If you specify a next-hop group for Layer 2 port mirroring, the firewall filter term applies to the tunnel interface input only.

8. Verify the minimum configuration of the Layer 2 port-mirroring firewall filter:

```
[edit firewall ... ]
user@host# top
[edit]
user@host# show firewall

family (ethernet-switching | ccc | vpls) { # Type of packets to mirror
  filter pm-filter-name { # Firewall filter name
    term pm-filter-term-name {
      from { # Do not specify match conditions based on route source address
      }
      then {
        action; # Recommended action is 'accept'
        action-modifier; # Three options for Layer 2 port mirroring
      }
    }
  }
}
```

In the firewall filter term **then** statement, the **action-modifier** can be **port-mirror**, **port-mirror-instance *pm-instance-name***, or **next-hop-group *pm-next-hop-group-name***.

- Related Documentation**
- [Understanding Layer 2 Port Mirroring on page 3](#)
 - *Layer 2 Port Mirroring Firewall Filters*
 - [Understanding Layer 2 Port Mirroring to Multiple Destinations Using Next-Hop Groups on page 68](#)
 - *Example: Layer 2 Port Mirroring at a Logical Interface*
 - *Example: Layer 2 Port Mirroring for a Layer 2 VPN*
 - *Example: Layer 2 Port Mirroring for a Layer 2 VPN with LAG Links*
 - *Example: Layer 2 Port Mirroring to Multiple Destinations*

Applying Layer 2 Port Mirroring to a Logical Interface

You can apply a Layer 2 port-mirroring firewall filter to the input or to the output of a logical interface, including an aggregated Ethernet logical interface. Only packets of the address-type family specified by the filter action are mirrored.

Before you begin, complete the following task:

- Define a Layer 2 port-mirroring firewall filter to be applied to the input to a logical interface or output to a logical interface. For details, see *Defining a Layer 2 Port-Mirroring Firewall Filter*.



NOTE: This configuration task shows two Layer 2 port-mirroring firewall filters: one filter applied to the logical interface ingress traffic, and one filter applied to the logical interface egress traffic.

To apply a Layer 2 port-mirroring firewall filter to an input or output logical interface:

1. Configure the underlying physical interface for the logical interface.
 - a. Enable configuration of the underlying physical interface:

```
[edit]
user@host# edit interfaces interface-name
```



NOTE: A port-mirroring firewall filter can also be applied to an aggregated-Ethernet logical interface.

- b. For Fast Ethernet and Gigabit Ethernet interfaces and aggregated Ethernet interfaces configured for VPLS, enable the reception and transmission of 802.1Q VLAN-tagged frames on the interface:

```
[edit interfaces interface-name]
user@host# set vlan-tagging
```

- c. For Ethernet interfaces that have IEEE 802.1Q VLAN tagging and bridging enabled and that must accept packets carrying TPID 0x8100 or a user-defined TPID, set the logical link-layer encapsulation type:

```
[edit interfaces interface-name]
user@host# set encapsulation extended-vlan-ethernet-switching
```

2. Configure the logical interface to which you want to apply a Layer 2 port-mirroring firewall filter.
 - a. Specify the logical unit number:

```
[edit interfaces interface-name]
user@host# edit unit logical-unit-number
```

- b. For a Fast Ethernet, Gigabit Ethernet, or Aggregated Ethernet interface, bind an 802.1Q VLAN tag ID to the logical interface:

```
[edit interfaces interface-name unit logical-unit-number]
user@host# set vlan-id number
```

3. Enable specification of an input or output filter to be applied to Layer 2 packets that are part of bridging domain, Layer 2 switching cross-connects, or virtual private LAN service (VPLS).

- If the filter is to be evaluated when packets are received on the interface:

```
[edit interfaces interface-name unit logical-unit-number]
user@host# set family family filter input pm-filter-name-a
```

- If the filter is to be evaluated when packets are sent on the interface:

```
[edit interfaces interface-name unit logical-unit-number]
user@host# set family family filter output pm-filter-name-b
```

The value of the *family* option can be **ethernet-switching**, **ccc**, or **vpls**.



NOTE: If port-mirroring firewall filters are applied at both the input and output of a logical interface, two copies of each packet are mirrored. To prevent the router or switch from forwarding duplicate packets to the same destination, include the optional **mirror-once** statement at the [edit forwarding-options] hierarchy level.

4. Verify the minimum configuration for applying a named Layer 2 port mirroring firewall filter to a logical interface:

```
[edit interfaces interface-name unit logical-unit-number family family filter ... ]
user@host# top
[edit]
user@host# show interfaces
```

```
interfaces {
  interface-name {
    vlan-tagging;
    encapsulation extended-vlan-ethernet-switching;
    unit number { # Apply a filter to the input of this interface
      vlan-id number;
      family (ethernet-switching | ccc | vpls) {
        filter {
          input pm-filter-for-logical-interface-input;
        }
      }
    }
    unit number { # Apply a filter to the output of this interface
      vlan-id number;
      family (ethernet-switching | ccc | vpls) {
        filter {
          output pm-filter-for-logical-interface-output;
        }
      }
    }
  }
}
```

```
}  
}  
}
```

**Related
Documentation**

- [Understanding Layer 2 Port Mirroring on page 3](#)
- *Layer 2 Port Mirroring Firewall Filters*
- *Defining a Layer 2 Port-Mirroring Firewall Filter*
- *Applying Layer 2 Port Mirroring to Traffic Forwarded or Flooded to a Bridge Domain*
- *Applying Layer 2 Port Mirroring to Traffic Forwarded or Flooded to a VPLS Routing Instance*
- *Example: Layer 2 Port Mirroring at a Logical Interface*
- *Example: Layer 2 Port Mirroring for a Layer 2 VPN*
- *Example: Layer 2 Port Mirroring for a Layer 2 VPN with LAG Links*

Applying Layer 2 Port Mirroring to Traffic Forwarded or Flooded to a VLAN

You can apply a Layer 2 port-mirroring firewall filter to traffic being forwarded or flooded to a VLAN. Only packets of the specified family type and forwarded or flooded to that VLAN are mirrored.

Before you begin, complete the following task:

- Define a Layer 2 port-mirroring firewall filter to be applied to the traffic being forwarded to a VLAN or flooded to a VLAN. For details, see *Defining a Layer 2 Port-Mirroring Firewall Filter*.



NOTE: This configuration task shows two Layer_2 port-mirroring firewall filters: one filter applied to the VLAN forwarding table ingress traffic, and one filter applied to the VLAN flood table ingress traffic.

To apply a Layer 2 port-mirroring firewall filter to the forwarding table or flood table of a VLAN:

1. Enable configuration of the VLAN **bridge-domain-name** to which you want to apply a Layer 2 port-mirroring firewall filter for forwarded or flooded traffic:

- For a VLAN:

```
[edit]
user@host# edit bridge-domains bridge-domain-name
```

- For a VLAN under a routing instance:

```
[edit]
user@host# edit routing-instances routing-instance-name bridge-domains
bridge-domain-name
user@host# set instance-type virtual-switch
```

For more detailed configuration information, see *Configuring a VPLS Routing Instance*.

2. Configure the VLAN:

```
[edit]
user@host# set domain-type bridge
user@host# set interface interface-name
user@host# set routing-interface routing-interface-name
```

For more detailed configuration information, see *Configuring a Bridge Domain* and *Configuring VLAN Identifiers for Bridge Domains and VPLS Routing Instances*.

3. Enable configuration of traffic forwarding on the VLAN:

```
[edit ... bridge-domains bridge-domain-name]
user@host# edit forwarding-options
```

4. Apply a Layer 2 port-mirroring firewall filter to the VLAN forwarding table or flood table.

- To mirror packets being forwarded to the VLAN:

```
[edit ... bridge-domains bridge-domain-name forwarding-options]
user@host# set filter input pm-filter-for-bd-ingress-forwarded
```

- To mirror packets being flooded to the VLAN:

```
[edit ... bridge-domains bridge-domain-name forwarding-options]
user@host# set flood input pm-filter-for-bd-ingress-flooded
```

5. Verify the minimum configuration for applying a Layer 2 port-mirroring firewall filter to the forwarding table or flood table of the VLAN.

- a. Navigate to the hierarchy level at which the VLAN is configured:

- **[edit]**
- **[edit routing-instances *routing-instance-name*]**

- b. Display the VLAN configurations:

```
user@host# show vlans
```

```
vlans {
  vlan-name {
    instance-type virtual-switch; # For a bridge domain under a routing instance.
    domain-type bridge;
    interface interface-name;
    forwarding-options {
      filter { # Mirror ingress forwarded traffic
        input pm-filter-for-bd-ingress-forwarded;
      }
      flood { # Mirror ingress flooded traffic
        input pm-filter-for-bd-ingress-flooded;
      }
    }
  }
}
```

Related Documentation

- [Understanding Layer 2 Port Mirroring on page 3](#)
- [Layer 2 Port Mirroring Firewall Filters](#)
- [Defining a Layer 2 Port-Mirroring Firewall Filter](#)
- [Applying Layer 2 Port Mirroring to a Logical Interface](#)
- [Applying Layer 2 Port Mirroring to Traffic Forwarded or Flooded to a VPLS Routing Instance](#)
- [Example: Layer 2 Port Mirroring at a Logical Interface](#)
- [Example: Layer 2 Port Mirroring for a Layer 2 VPN](#)
- [Example: Layer 2 Port Mirroring for a Layer 2 VPN with LAG Links](#)

Applying Layer 2 Port Mirroring to Traffic Forwarded or Flooded to a VPLS Routing Instance

You can apply a Layer 2 port-mirroring firewall filter to traffic being forwarded or flooded to a VPLS routing instance. Only packets of the specified family type and forwarded or flooded to that VPLS routing instance are mirrored.

Before you begin, complete the following task:

- Define a Layer 2 port-mirroring firewall filter to be applied to the traffic being forwarded to a VPLS routing instance or flooded to a VLAN. For details, see *Defining a Layer 2 Port-Mirroring Firewall Filter*.



NOTE: This configuration task shows two Layer_2 port-mirroring firewall filters: one filter applied to the VPLS routing instance forwarding table ingress traffic, and one filter applied to the VPLS routing instance flood table ingress traffic.

To apply a Layer 2 port-mirroring firewall filter to the forwarding table or flood table of a VPLS routing instance:

1. Enable configuration of the VPLS routing instance to which you want to apply a Layer 2 port-mirroring firewall filter for forwarded or flooded traffic:

```
[edit]
user@host# edit routing-instances routing-instance-name
user@host# set instance-type vpls
user@host# set interface interface-name
user@host# set route-distinguisher (as-number:number | ip-address:number)
user@host# set vrf-import [policy-names]
user@host# set vrf-export [policy-names]
user@host# edit protocols vpls
user@host@ ... vpls-configuration ...
```

For more detailed configuration information, see *Configuring a VPLS Routing Instance*.

2. Enable configuration of traffic forwarding on the VPLS routing instance:

```
[edit routing-instances routing-instance-name protocols vpls]
user@host# up 2
[edit routing-instances routing-instance-name]
user@host# edit forwarding-options
```

3. Apply a Layer 2 port-mirroring firewall filter to the VPLS routing instance forwarding table or flood table.

- To mirror packets being forwarded to the VPLS routing instance:

```
[edit routing-instances routing-instance-name forwarding-options]
user@host# set filter input pm-filter-for-vpls-ri-forwarded
```

- To mirror packets being flooded to the VPLS routing instance:

```
[edit routing-instances routing-instance-name forwarding-options]
user@host# set flood input pm-filter-for-vpls-ri-flooded
```

4. Verify the minimum configuration for applying a Layer 2 port-mirroring firewall filter to the forwarding table or flood table of the VPLS routing instance:

```
[edit routing-instances routing-instance-name forwarding-options]
user@host# top
[edit]
user@host# show routing-instances
```

```
routing-instances {
  routing-instance-name {
    instance-type vpls;
    interface interface-name;
    route-distinguisher (as-number:number | ip-address:number);
    vrf-import [policy-names];
    vrf-export [policy-names];
    protocols {
      vpls {
        ...vpls-configuration...
      }
    }
    forwarding-options {
      family vpls {
        filter { # Mirror ingress forwarded traffic
          input pm-filter-for-vpls-ri-forwarded;
        }
        flood { # Mirror ingress flooded traffic
          input pm-filter-for-vpls-ri-flooded;
        }
      }
    }
  }
}
```

Related Documentation

- [Understanding Layer 2 Port Mirroring on page 3](#)
- [Layer 2 Port Mirroring Firewall Filters](#)
- [Defining a Layer 2 Port-Mirroring Firewall Filter](#)
- [Applying Layer 2 Port Mirroring to a Logical Interface](#)
- [Applying Layer 2 Port Mirroring to Traffic Forwarded or Flooded to a Bridge Domain](#)
- [Example: Layer 2 Port Mirroring at a Logical Interface](#)
- [Example: Layer 2 Port Mirroring for a Layer 2 VPN](#)
- [Example: Layer 2 Port Mirroring for a Layer 2 VPN with LAG Links](#)

Example: Layer 2 Port Mirroring at a Logical Interface

The following steps describe an example in which the global port-mirroring instance and a port-mirroring firewall filter are used to configure Layer 2 port mirroring for the input to a logical interface.

1. Configure the VLAN **example-bd-with-analyzer**, which contains the external packet analyzer, and the VLAN **example-bd-with-traffic**, which contains the source and destination of the Layer 2 traffic being mirrored:

```
[edit]
bridge-domains {
  example-bd-with-analyzer { # Contains an external traffic analyzer
    vlan-id 1000;
    interface ge-2/0/0.0; # External analyzer
  }
  example-bd-with-traffic { # Contains traffic input and output interfaces
    vlan-id 1000;
    interface ge-2/0/6.0; # Traffic input port
    interface ge-3/0/1.2; # Traffic output port
  }
}
```

Assume that logical interface **ge-2/0/0.0** is associated with an external traffic analyzer that is to receive port-mirrored packets. Assume that logical interfaces **ge-2/0/6.0** and **ge-3/0/1.2** will be traffic input and output ports, respectively.

2. Configure Layer 2 port-mirroring for the global instance, with the port-mirroring destination being the VLAN interface associated with the external analyzer (logical interface **ge-2/0/0.0** on VLAN **example-bd-with-analyzer**). Be sure to enable the option that allows filters to be applied to this port-mirroring destination:

```
[edit]
forwarding-options {
  port-mirroring {
    input {
      rate 10;
      run-length 5;
    }
    family ethernet-switching {
      output {
        interface ge-2/0/0.0; # Mirror packets to the external analyzer
        no-filter-check; # Allow filters on the mirror destination interface
      }
    }
  }
}
```

The **input** statement at the **[edit forwarding-options port-mirroring]** hierarchy level specifies that sampling begins every tenth packet and that each of the first five packets selected are to be mirrored.

The **output** statement at the **[edit forwarding-options port-mirroring family ethernet-switching]** hierarchy level specifies the output mirror interface for Layer 2 packets in a bridging environment:

- Logical interface **ge-2/0/0.0**, which is associated with the external packet analyzer, is configured as the port-mirroring destination.
- The optional **no-filter-check** statement allows filters to be configured on this destination interface.

3. Configure the Layer 2 port-mirroring firewall filter **example-bridge-pm-filter**:

```
[edit]
firewall {
  family ethernet-switching {
    filter example-bridge-pm-filter {
      term example-filter-terms {
        then {
          accept;
          port-mirror;
        }
      }
    }
  }
}
```

When this firewall filter is applied to the input or output of a logical interface for traffic in a bridging environment, Layer 2 port mirroring is performed according to the input packet-sampling properties and mirror destination properties configured for the Layer 2 port mirroring global instance. Because this firewall filter is configured with the single, default filter action **accept**, all packets selected by the **input** properties (**rate = 10** and **run-length = 5**) match this filter.

4. Configure the logical interfaces:

```
[edit]
interfaces {
  ge-2/0/0 { # Define the interface to the external analyzer
    encapsulation ethernet-bridge;
    unit 0 {
      family ethernet-switching;
    }
  }
  ge-2/0/6 { # Define the traffic input port
    flexible-vlan-tagging;
    encapsulation extended-vlan-bridge;
    unit 0 {
      vlan-id 100;
      family ethernet-switching {
        filter {
          input example-bridge-pm-filter; # Apply the port-mirroring firewall filter
        }
      }
    }
  }
  ge-3/0/1 { # Define the traffic output port
```

```
flexible-vlan-tagging;
encapsulation extended-vlan-bridge;
unit 2 {
    vlan-tags outer 10 inner 20;
    family ethernet-switching;
}
}
```

Packets received at logical interface **ge-2/0/6.0** on VLAN **example-bd-with-traffic** are evaluated by the port-mirroring firewall filter **example-bridge-pm-filter**. The firewall filter acts on the input traffic according to the filter actions configured in the firewall filter itself plus the input packet-sampling properties and mirror destination properties configured in the global port-mirroring instance:

- All packets received at **ge-2/0/6.0** are forwarded to their (assumed) normal destination at logical interface **ge-3/0/1.2**.
- For every ten input packets, copies of the first five packets in that selection are forwarded to the external analyzer at logical interface **ge-0/0/0.0** in the other VLAN, **example-bd-with-analyzer**.

If you configure the port-mirroring firewall filter **example-bridge-pm-filter** to take the **discard** action instead of the **accept** action, all original packets are discarded while copies of the packets selected using the global port-mirroring **input** properties are sent to the external analyzer.

- Related Documentation**
- [Understanding Layer 2 Port Mirroring on page 3](#)
 - [Layer 2 Port Mirroring Firewall Filters](#)
 - [Defining a Layer 2 Port-Mirroring Firewall Filter](#)

Example: Layer 2 Port Mirroring for a Layer 2 VPN

The following example is not a complete configuration, but shows all the steps needed to configure port mirroring on an L2VPN using **family ccc**.

1. Configure the VLAN **port-mirror-bd**, which contains the external packet analyzer:

```
[edit]
vlands {
    port-mirror-vlan { # Contains an external traffic analyzer
        interface ge-2/2/9.0; # External analyzer
    }
}
```

2. Configure the Layer 2 VPN CCC to connect logical interface **ge-2/0/1.0** and logical interface **ge-2/0/1.1**:

```
[edit]
protocols {
    mpls {
        interface all;
```

```

    }
    connections {
        interface-switch if_switch {
            interface ge-2/0/1.0;
            interface ge-2/0/1.1;
        }
    }
}

```

3. Configure Layer 2 port mirroring for the global instance, with the port-mirroring destination being the VLAN interface associated with the external analyzer (logical interface **ge-2/2/9.0** on VLAN **example-bd-with-analyzer**):

```

[edit]
forwarding-options {
    port-mirroring {
        input {
            rate 1;
            maximum-packet-length 200;
        }
        family ccc {
            output {
                interface ge-2/2/9.0; # Mirror packets to the external analyzer
            }
        }
    }
    instance {
        inst1 {
            input {
                rate 1;
                maximum-packet-length 300;
            }
            family ccc {
                output {
                    interface ge-2/2/9.0;
                }
            }
        }
    }
}

```

4. Define the Layer 2 port-mirroring firewall filter **pm_filter_ccc** for **family ccc**:

```

[edit]
firewall {
    family ccc {
        filter pm_filter_ccc {
            term pm {
                then port-mirror;
            }
        }
    }
}

```

5. Apply the port mirror instance to the chassis:

```

[edit]

```

```
chassis {
  fpc 2 {
    port-mirror-instance inst1;
  }
}
```

6. Configure interface **ge-2/2/9** for the VLANs, and configure interface **ge-2/0/1** for port mirroring with the **pm_filter_ccc** firewall filter:

```
[edit]
interfaces {
  ge-2/2/9 {
    encapsulation ethernet-bridge;
    unit 0 {
      family ethernet-switching;
    }
  }
  ge-2/0/1 {
    vlan-tagging;
    encapsulation extended-vlan-ccc;
    unit 0 {
      vlan-id 10;
      family ccc {
        filter {
          input pm_filter_ccc;
        }
      }
    }
    unit 1 {
      vlan-id 20;
      family ccc {
        filter {
          output pm_filter_ccc;
        }
      }
    }
  }
}
```

Related Documentation

- [Understanding Layer 2 Port Mirroring on page 3](#)
- [Layer 2 Port Mirroring Firewall Filters](#)
- [Defining a Layer 2 Port-Mirroring Firewall Filter](#)

Example: Layer 2 Port Mirroring for a Layer 2 VPN with LAG Links

The following example is not a complete configuration, but shows all the steps needed to configure port mirroring on an L2VPN using **family ccc** and aggregated Ethernet links.

1. Configure the VLAN **port_mirror_bd**, which contains the external packet analyzer:

```
[edit]
vllans {
  port_mirror_vlan { # Contains an external traffic analyzer
```

```

        interface ge-2/2/8.0; # External analyzer
    }
}

```

2. Configure the Layer 2 VPN CCC to connect interface **ae0.0** and interface **ae0.1**:

```

[edit]
protocols {
  mpls {
    interface all;
  }
  connections {
    interface-switch if_switch {
      interface ae0.0;
      interface ae0.1;
    }
  }
}

```

3. Configure Layer 2 port mirroring for the global instance, with the port-mirroring destination being the VLAN interface associated with the external analyzer (logical interface **ge-2/2/9.0** on VLAN **example_bd_with_analyzer**):

```

[edit]
forwarding-options {
  port-mirroring {
    input {
      rate 1;
      maximum-packet-length 200;
    }
    family ccc {
      output {
        interface ge-2/2/8.0; # Mirror packets to the external analyzer
      }
    }
    instance {
      pm_instance_1 {
        input {
          rate 1;
          maximum-packet-length 300;
        }
        family ccc {
          output {
            interface ge-2/2/8.0;
          }
        }
      }
    }
  }
}

```

4. Configure the firewall filter **pm_ccc** for **family ccc**:

```

[edit]
firewall {
  family ccc {
    filter pm_ccc {

```

```
        term pm {  
            then port-mirror;  
        }  
    }  
}
```

5. Apply the aggregated Ethernet interfaces and port mirror instance to the chassis:

```
[edit]  
chassis {  
    aggregated-devices {  
        ethernet {  
            device-count 10;  
        }  
    }  
    fpc 2 {  
        port-mirror-instance pm_instance_1;  
    }  
}
```

6. Configure interfaces **ae0** and **ge-2/0/2** (for aggregated Ethernet) and **ge-2/2/8** (for port mirroring) with the **pm_ccc** filter:

```
[edit]  
interfaces {  
    ae0 {  
        vlan-tagging;  
        encapsulation extended-vlan-ccc;  
        unit 0 {  
            vlan-id 10;  
            family ccc {  
                filter {  
                    input pm_ccc;  
                }  
            }  
        }  
    }  
    unit 1 {  
        vlan-id 20;  
        family ccc {  
            filter {  
                output pm_ccc;  
            }  
        }  
    }  
}  
ge-2/0/2 {  
    gether-options {  
        802.3ad ae0;  
    }  
}  
ge-2/2/8 {  
    encapsulation ethernet-bridge;  
    unit 0 {  
        family ethernet-switching;  
    }  
}
```

}

**Related
Documentation**

- [Understanding Layer 2 Port Mirroring on page 3](#)
- *Layer 2 Port Mirroring Firewall Filters*
- *Defining a Layer 2 Port-Mirroring Firewall Filter*

CHAPTER 8

Port Mirroring for Multiple Destinations

- [Layer 2 Port Mirroring Firewall Filters on page 65](#)
- [Understanding Layer 2 Port Mirroring to Multiple Destinations Using Next-Hop Groups on page 68](#)
- [Defining a Layer 2 Port-Mirroring Firewall Filter on page 69](#)
- [Defining a Next-Hop Group for Layer 2 Port Mirroring on page 72](#)
- [Applying Layer 2 Port Mirroring to a Logical Interface on page 74](#)
- [Example: Layer 2 Port Mirroring to Multiple Destinations on page 76](#)

Layer 2 Port Mirroring Firewall Filters

This topic describes the following information:

- [Layer 2 Port Mirroring Firewall Filters Overview on page 65](#)
- [Mirroring of Packets Received or Sent on a Logical Interface on page 66](#)
- [Mirroring of Packets Forwarded or Flooded to a VLAN on page 67](#)
- [Mirroring of Packets Forwarded or Flooded to a VPLS Routing Instance on page 67](#)

Layer 2 Port Mirroring Firewall Filters Overview

On an MX Series router and on an EX Series switch, you can configure a firewall filter *term* to specify that Layer 2 port mirroring is to be applied to all packets at the interface to which the firewall filter is applied.

You can apply a Layer 2 port-mirroring firewall filter to the input or output logical interfaces (including aggregated Ethernet logical interfaces), to traffic forwarded or flooded to a VLAN, or traffic forwarded or flooded to a VPLS routing instance.

MX Series routers and EX Series switches support Layer 2 port mirroring of VPLS (**family ethernet-switching** or **family vpls**) traffic and Layer 2 VPN traffic with **family ccc** in a Layer 2 environment.

Within a firewall filter **term**, you can specify the Layer 2 port-mirroring properties under the **then** statement in either of the following ways:

- Implicitly reference the Layer 2 port mirroring properties in effect on the port.
- Explicitly reference a particular named instance of Layer 2 port mirroring.



NOTE: When configuring a Layer 2 port-mirroring firewall filter, do not include the optional `from` statement that specifies match conditions based on the route source address. Omit this statement so that all packets are considered to match and all *actions* and *action-modifiers* specified in the `then` statement are taken.

If you want to mirror all incoming packets, then you must not use the `from` statement; /* comment: one configure filter terms with `from` if they are interested in mirroring only a subset of packet.

For a general description of Layer 2 port-mirroring properties, see “[Understanding Layer 2 Port Mirroring Properties](#)” on page 4. For a comparison of the types of Layer 2 port mirroring available on an MX Series router and on an EX Series switch, see *Application of Layer 2 Port Mirroring Types*.



NOTE: If you associate integrated routing and bridging (IRB) with the VLAN (or VPLS routing instance), and also configure within the VLAN (or VPLS routing instance) a forwarding table filter with the `port-mirror` or `port-mirror-instance` action, then the IRB packet is mirrored as a Layer 2 packet. You can disable this behavior by configuring the `no-irb-layer-2-copy` statement in the VLAN (or VPLS routing instance).

For a detailed description of how to configure a Layer 2 port-mirroring firewall filter, see *Defining a Layer 2 Port-Mirroring Firewall Filter*.

For detailed information about how you can use Layer 2 port-mirroring firewall filters with MX Routers and EX Series switches configured as provider edge (PE) routers or PE switches, see “[Understanding Layer 2 Port Mirroring of PE Router Logical Interfaces](#)” on page 41. For detailed information about configuring firewall filters in general (including in a Layer 3 environment), see the *Routing Policies, Firewall Filters, and Traffic Policers Feature Guide*.

Mirroring of Packets Received or Sent on a Logical Interface

To mirror Layer 2 traffic received or sent on a logical interface, apply a port-mirroring firewall filter to the input or output of the interface.

A port-mirroring firewall filter can also be applied to an aggregated-Ethernet logical interface. For details, see *Understanding Layer 2 Port Mirroring of PE Router Aggregated Ethernet Interfaces*.



NOTE: If port-mirroring firewall filters are applied at both the input and output of a logical interface, two copies of each packet are mirrored. To prevent the router or switch from forwarding duplicate packets to the same destination, you can enable the “mirror-once” option for Layer 2 port mirroring in the global instance for the Layer 2 packet address family.

Mirroring of Packets Forwarded or Flooded to a VLAN

To mirror Layer 2 traffic forwarded to or flooded to a VLAN, apply a port-mirroring firewall filter to the input to the forwarding table or flood table. Any packet received for the VLAN forwarding or flood table and that matches the filter conditions is mirrored.

For more information about VLANs, see *Understanding Layer 2 Bridge Domains*. For information about flooding behavior in a VLAN, see *Understanding Layer 2 Learning and Forwarding for Bridge Domains*.



NOTE: When you configure port mirroring on any interface under one VLAN, the mirrored packet can move to an external analyzer located under different VLANs.

Mirroring of Packets Forwarded or Flooded to a VPLS Routing Instance

To mirror Layer 2 traffic forwarded to or flooded to a VPLS routing instance, apply a port-mirroring firewall filter to the input to the forwarding table or flood table. Any packet received for the VPLS routing instance forwarding or flood table and that matches the filter condition is mirrored.

For more information about VPLS routing instances, see *Configuring a VPLS Routing Instance* and *Configuring VLAN Identifiers for Bridge Domains and VPLS Routing Instances*. For information about flooding behavior in VPLS, see the *Junos OS VPNs Library for Routing Devices*.

Related Documentation

- [Understanding Layer 2 Port Mirroring on page 3](#)
- [Defining a Layer 2 Port-Mirroring Firewall Filter](#)
- [Example: Layer 2 Port Mirroring at a Logical Interface](#)
- [Example: Layer 2 Port Mirroring for a Layer 2 VPN](#)
- [Example: Layer 2 Port Mirroring for a Layer 2 VPN with LAG Links](#)
- [Example: Layer 2 Port Mirroring to Multiple Destinations](#)

Understanding Layer 2 Port Mirroring to Multiple Destinations Using Next-Hop Groups

On an MX Series router and on an EX Series switch, you can mirror traffic to multiple destinations by configuring next-hop groups in Layer 2 port-mirroring firewall filters applied to tunnel interfaces. The mirroring of packets to multiple destinations is also known as *multipacket port mirroring*.



NOTE: Junos OS Release 9.5 introduced support for Layer 2 port mirroring using next-hop groups on MX Series routers, but required installation of a Tunnel PIC. Beginning in Junos OS Release 9.6, Layer 2 port mirroring using next-hop groups on MX Series routers does not require Tunnel PICs.

On MX Series routers and on EX Series switches, you can define a firewall filter for mirroring packets to a next-hop group. The next-hop group can contain Layer 2 members, Layer 3 members, and subgroups that are either unit list (mirroring packets to each interface) or load-balanced (mirroring packets to one of several interfaces). The MX Series router and the EX Series switch supports up to 30 next-hop groups. Each next-hop group supports up to 16 next-hop addresses. Each next-hop group must specify at least two addresses.

To enable port mirroring to the members of a next-hop group, you specify the next-hop group as the filter action of a firewall filter, and then you apply the firewall filter to logical tunnel interfaces (**lt-**) or virtual tunnel interfaces (**vt-**) on the MX Series router or on the EX Series switch.



NOTE: The use of subgroups for load-balancing mirrored traffic is not supported.

Related Documentation

- [Understanding Layer 2 Port Mirroring on page 3](#)
- [Defining a Layer 2 Port-Mirroring Firewall Filter](#)
- [Defining a Next-Hop Group for Layer 2 Port Mirroring on page 72](#)
- [Example: Layer 2 Port Mirroring to Multiple Destinations](#)

Defining a Layer 2 Port-Mirroring Firewall Filter

For virtual private LAN service (VPLS) traffic (**family ethernet-switching** or **family vpls**) and for Layer 2 VPNs with **family ccc** on MX Series routers and on EX Series switches only, you can define a firewall filter that specifies Layer 2 port mirroring as the action to be performed if a packet matches the conditions configured in the firewall filter term.

You can use a Layer 2 port-mirroring firewall filter in the following ways:

- To mirror packets received or sent on a logical interface.
- To mirror packets forwarded or flooded to a VLAN.
- To mirror packets forwarded or flooded to a VPLS routing instance.
- To mirror tunnel interface input packets only to multiple destinations.

For a summary of the three types of Layer 2 port-mirroring you can configure on an MX Series router and on an EX Series switch, see *Application of Layer 2 Port Mirroring Types*.

For information about configuring firewall filters in general (including in a Layer 3 environment), see *Stateless Firewall Filter Overview* and *How Standard Firewall Filters Evaluate Packets* in the *Routing Policies, Firewall Filters, and Traffic Policers Feature Guide*.

To define a firewall filter with a Layer 2 port-mirroring action:

1. Enable configuration of firewall filters for Layer 2 packets that are part of a VLAN, a Layer 2 switching cross-connect, or a virtual private LAN service (VPLS):

```
[edit]
user@host# edit firewall family family
```

The value of the **family** option can be **ethernet-switching**, **ccc**, or **vpls**.

2. Enable configuration of a firewall filter **pm-filter-name**:

```
[edit firewall family family]
user@host# edit filter pm-filter-name
```

3. Enable configuration of a firewall filter term **pm-filter-term-name**:

```
[edit firewall family family filter pm-filter-name]
user@host# edit term pm-filter-term-name
```

For more information about firewall filter terms in general (including in a Layer 3 environment), see *Guidelines for Configuring Firewall Filters* in the *Routing Policies, Firewall Filters, and Traffic Policers Feature Guide*.

4. (Optional) Specify the firewall filter match conditions based on the route source address *only if* you want to mirror a subset of the sampled packets.

For information about configuring firewall filter match conditions in general (including in a Layer 3 environment), see *Firewall Filter Match Conditions Based on Numbers or Text Aliases*, *Firewall Filter Match Conditions Based on Bit-Field Values*, *Firewall Filter Match Conditions Based on Address Fields*, and *Firewall Filter Match Conditions Based on Address Classes*, in the *Routing Policies, Firewall Filters, and Traffic Policers Feature Guide*.

- For detailed information about Layer 2 bridging firewall filter match conditions (which are supported on MX Series routers and EX Series switches only), see *Firewall Filter Match Conditions for Layer 2 Bridging Traffic*.
- For detailed information about VPLS firewall filter match conditions, see *Firewall Filter Match Conditions for VPLS Traffic*.
- For detailed information about Layer 2 circuit cross-connect (CCC) firewall filter match conditions, see *Firewall Filter Match Conditions for Layer 2 CCC Traffic*.



NOTE: If you want all sampled packets to be considered to match (and be subjected to the actions specified in the **then** statement), then omit the **from** statement altogether.

5. Enable configuration of the **action** and **action-modifier** to apply to matching packets:

```
[edit firewall family family filter pm-filter-name term pm-filter-term-name]
user@host# edit then
```

6. Specify the actions to be taken on matching packets:

```
[edit firewall family family filter pm-filter-name term pm-filter-term-name then]
user@host# set action
```

The recommended value for the **action** is **accept**. If you do not specify an action, or if you omit the **then** statement entirely, all packets that match the conditions in the **from** statement are accepted.

7. Specify Layer 2 port mirroring or a next-hop group as the **action-modifier**:

- To reference the Layer 2 port mirroring properties currently in effect for the Packet Forwarding Engine or PIC associated with the underlying physical interface, use the **port-mirror** statement:

```
[edit firewall family family filter pm-filter-name term pm-filter-term-name then]
user@host# set port-mirror
```

- To reference the Layer 2 port mirroring properties configured in a specific named instance, use the **port-mirror-instance** *pm-instance-name* action modifier:

```
[edit firewall family family filter pm-filter-name term pm-filter-term-name then]
user@host# set port-mirror-instance pm-instance-name
```

If the underlying physical interface is not bound to a named instance of Layer 2 port mirroring but instead is implicitly bound to the global instance of Layer 2 port mirroring, then traffic at the logical interface is mirrored according to the properties

specified in the named instance referenced by the **port-mirror-instance** action modifier.

- To reference a next-hop group that specifies the next-hop addresses (for sending additional copies of packets to an analyzer), use the **next-hop-group** *pm-next-hop-group-name* action modifier:

```
[edit firewall family family filter pm-filter-name term pm-filter-term-name then]
user@host# set next-hop-group pm-next-hop-group-name
```

For configuration information about next-hop groups, see [“Defining a Next-Hop Group for Layer 2 Port Mirroring” on page 72](#). If you specify a next-hop group for Layer 2 port mirroring, the firewall filter term applies to the tunnel interface input only.

8. Verify the minimum configuration of the Layer 2 port-mirroring firewall filter:

```
[edit firewall ... ]
user@host# top
[edit]
user@host# show firewall

family (ethernet-switching | ccc | vpls) { # Type of packets to mirror
  filter pm-filter-name { # Firewall filter name
    term pm-filter-term-name {
      from { # Do not specify match conditions based on route source address
      }
      then {
        action; # Recommended action is 'accept'
        action-modifier; # Three options for Layer 2 port mirroring
      }
    }
  }
}
```

In the firewall filter term **then** statement, the *action-modifier* can be **port-mirror**, **port-mirror-instance** *pm-instance-name*, or **next-hop-group** *pm-next-hop-group-name*.

Related Documentation

- [Understanding Layer 2 Port Mirroring on page 3](#)
- [Layer 2 Port Mirroring Firewall Filters](#)
- [Understanding Layer 2 Port Mirroring to Multiple Destinations Using Next-Hop Groups on page 68](#)
- [Example: Layer 2 Port Mirroring at a Logical Interface](#)
- [Example: Layer 2 Port Mirroring for a Layer 2 VPN](#)
- [Example: Layer 2 Port Mirroring for a Layer 2 VPN with LAG Links](#)
- [Example: Layer 2 Port Mirroring to Multiple Destinations](#)

Defining a Next-Hop Group for Layer 2 Port Mirroring

On MX Series routers and EX Series switches, you can mirror tunnel interface input traffic to multiple destinations. To this form of *multipacket port mirroring*, you specify two or more additional destinations in a next-hop group, define a firewall filter that references the next-hop group as the filter action, and then apply the filter to a logical tunnel interface (lt-) or virtual tunnel interface (vt-) on the MX Series router and on an EX Series switch.



NOTE: This topic describes how to define a next-hop group for Layer 2 port mirroring to multiple destinations. For detailed information about defining a firewall filter for Layer 2 port mirroring to multiple destinations, see *Defining a Layer 2 Port-Mirroring Firewall Filter*.

To define a next-hop group for a Layer 2 port-mirroring firewall filter action:

1. Enable configuration of Layer 2 forwarding options.

- To enable Layer 2 forwarding options at the top level:

```
[edit]
user@host edit forwarding-options port-mirroring family (ccc | vpls) output
```

- To enable Layer 2 forwarding options for a routing instance:

```
[edit]
user@host edit forwarding-options port-mirroring instance instance-name
family (ccc | vpls) output
```

2. Enable configuration of a next-hop group for Layer 2 port mirroring:

```
[edit forwarding-options port-mirroring ... family (ccc | vpls) output]
user@host# edit next-hop-group pm-next-hop-group-name
```

3. Specify the type of addresses to be used in the next-hop group configuration. By default, the next-hop group is specified using Layer 3 addresses (**group-type inet**). To specify the next-hop group using Layer 2 addresses instead, you must include the **group-type layer-2** statement:

```
[edit forwarding-options port-mirroring ... family (ccc | vpls) output next-hop-group
pm-next-hop-group-name]
user@host# set group-type layer-2
```

4. Specify the logical interfaces of the next-hop route (or switch):

```
[edit forwarding-options port-mirroring ... family (ccc | vpls) output next-hop-group
pm-next-hop-group-name]
user@host# set interface logical-interface-name-1
user@host# set interface logical-interface-name-2
```

The MX Series router and the EX Series switch supports up to 30 next-hop groups. Each next-hop group supports up to 16 next-hop addresses. Each next-hop group must specify at least two addresses.

5. Verify the configuration of the next-hop group:

```
[edit forwarding-options port-mirroring ... family (ccc | vpls) output next-hop-group
  pm-next-hop-group-name]
user@host# top
[edit]
user@host# show forwarding-options

...
next-hop-group pm-next-hop-group-name { # Next-hop group on a bridge domain.
  group-type layer-2;
  interface logical-interface-name-1;
  interface logical-interface-name-2;
}
...
```

**Related
Documentation**

- [Understanding Layer 2 Port Mirroring on page 3](#)
- [Understanding Layer 2 Port Mirroring to Multiple Destinations Using Next-Hop Groups on page 68](#)
- [Defining a Layer 2 Port-Mirroring Firewall Filter](#)
- [Displaying Next-Hop Group Settings and Status on page 95](#)
- [Example: Layer 2 Port Mirroring to Multiple Destinations](#)

Applying Layer 2 Port Mirroring to a Logical Interface

You can apply a Layer 2 port-mirroring firewall filter to the input or to the output of a logical interface, including an aggregated Ethernet logical interface. Only packets of the address-type family specified by the filter action are mirrored.

Before you begin, complete the following task:

- Define a Layer 2 port-mirroring firewall filter to be applied to the input to a logical interface or output to a logical interface. For details, see *Defining a Layer 2 Port-Mirroring Firewall Filter*.



NOTE: This configuration task shows two Layer 2 port-mirroring firewall filters: one filter applied to the logical interface ingress traffic, and one filter applied to the logical interface egress traffic.

To apply a Layer 2 port-mirroring firewall filter to an input or output logical interface:

1. Configure the underlying physical interface for the logical interface.
 - a. Enable configuration of the underlying physical interface:

```
[edit]
user@host# edit interfaces interface-name
```



NOTE: A port-mirroring firewall filter can also be applied to an aggregated-Ethernet logical interface.

- b. For Fast Ethernet and Gigabit Ethernet interfaces and aggregated Ethernet interfaces configured for VPLS, enable the reception and transmission of 802.1Q VLAN-tagged frames on the interface:

```
[edit interfaces interface-name]
user@host# set vlan-tagging
```

- c. For Ethernet interfaces that have IEEE 802.1Q VLAN tagging and bridging enabled and that must accept packets carrying TPID 0x8100 or a user-defined TPID, set the logical link-layer encapsulation type:

```
[edit interfaces interface-name]
user@host# set encapsulation extended-vlan-ethernet-switching
```

2. Configure the logical interface to which you want to apply a Layer 2 port-mirroring firewall filter.
 - a. Specify the logical unit number:

```
[edit interfaces interface-name]
user@host# edit unit logical-unit-number
```

- b. For a Fast Ethernet, Gigabit Ethernet, or Aggregated Ethernet interface, bind an 802.1Q VLAN tag ID to the logical interface:

```
[edit interfaces interface-name unit logical-unit-number]
user@host# set vlan-id number
```

3. Enable specification of an input or output filter to be applied to Layer 2 packets that are part of bridging domain, Layer 2 switching cross-connects, or virtual private LAN service (VPLS).

- If the filter is to be evaluated when packets are received on the interface:

```
[edit interfaces interface-name unit logical-unit-number]
user@host# set family family filter input pm-filter-name-a
```

- If the filter is to be evaluated when packets are sent on the interface:

```
[edit interfaces interface-name unit logical-unit-number]
user@host# set family family filter output pm-filter-name-b
```

The value of the *family* option can be **ethernet-switching**, **ccc**, or **vpls**.



NOTE: If port-mirroring firewall filters are applied at both the input and output of a logical interface, two copies of each packet are mirrored. To prevent the router or switch from forwarding duplicate packets to the same destination, include the optional **mirror-once** statement at the [edit forwarding-options] hierarchy level.

4. Verify the minimum configuration for applying a named Layer 2 port mirroring firewall filter to a logical interface:

```
[edit interfaces interface-name unit logical-unit-number family family filter ... ]
user@host# top
[edit]
user@host# show interfaces
```

```
interfaces {
  interface-name {
    vlan-tagging;
    encapsulation extended-vlan-ethernet-switching;
    unit number { # Apply a filter to the input of this interface
      vlan-id number;
      family (ethernet-switching | ccc | vpls) {
        filter {
          input pm-filter-for-logical-interface-input;
        }
      }
    }
    unit number { # Apply a filter to the output of this interface
      vlan-id number;
      family (ethernet-switching | ccc | vpls) {
        filter {
          output pm-filter-for-logical-interface-output;
        }
      }
    }
  }
}
```

```

    }
  }
}

```

Related Documentation

- [Understanding Layer 2 Port Mirroring on page 3](#)
- [Layer 2 Port Mirroring Firewall Filters](#)
- [Defining a Layer 2 Port-Mirroring Firewall Filter](#)
- [Applying Layer 2 Port Mirroring to Traffic Forwarded or Flooded to a Bridge Domain](#)
- [Applying Layer 2 Port Mirroring to Traffic Forwarded or Flooded to a VPLS Routing Instance](#)
- [Example: Layer 2 Port Mirroring at a Logical Interface](#)
- [Example: Layer 2 Port Mirroring for a Layer 2 VPN](#)
- [Example: Layer 2 Port Mirroring for a Layer 2 VPN with LAG Links](#)

Example: Layer 2 Port Mirroring to Multiple Destinations

On MX Series routers and EX Series switches, you can mirror traffic to multiple destinations by configuring next-hop groups in Layer 2 port-mirroring firewall filters applied to tunnel interfaces.

1. Configure the chassis to support tunnel services at PIC 0 on FPC 2. This configuration includes two logical tunnel interfaces on FPC 2, PIC 0, port 10.

```

[edit]
chassis {
  fpc 2 {
    pic 0 {
      tunnel-services {
        bandwidth 1g;
      }
    }
  }
}

```

2. Configure the physical and logical interfaces for three VLANs and one Layer 2 VPN CCC:
 - VLAN **bd** will span logical interfaces **ge-2/0/1.0** and **ge-2/0/1.1**.
 - VLAN **bd_next_hop_group** will span logical interfaces **ge-2/2/9.0** and **ge-2/0/2.0**.
 - VLAN **bd_port_mirror** will use the logical tunnel interface **lt-2/0/10.2**.
 - Layer 2 VPN CCC **if_switch** will connect logical interfaces **ge-2/0/1.2** and **lt-2/0/10.1**.

```

[edit]
interfaces {
  ge-2/0/1 {
    flexible-vlan-tagging;
    encapsulation flexible-ethernet-services;
    unit 0 { # An interface on bridge domain 'bd'.
      encapsulation vlan-bridge;
    }
  }
}

```

```

    vlan-id 200;
    family ethernet-switching {
        filter {
            input pm_bridge;
        }
    }
}
unit 1 { # An interface on bridge domain 'bd'.
    encapsulation vlan-bridge;
    vlan-id 201;
    family ethernet-switching {
        filter {
            input pm_bridge;
        }
    }
}
unit 2 {
    encapsulation vlan-ccc;
    vlan-id 1000;
}
}
ge-2/0/2 { # For 'bd_next_hop_group'
    encapsulation ethernet-bridge;
    unit 0 {
        family ethernet-switching;
    }
}
lt-2/0/10 {
    unit 1 {
        encapsulation ethernet-ccc;
        peer-unit 2;
    }
    unit 2 {
        encapsulation ethernet-bridge;
        peer-unit 1;
        family ethernet-switching {
            filter {
                output redirect_to_nhg;
            }
        }
    }
}
}
ge-2/2/9 {
    encapsulation ethernet-bridge;
    unit 0 { # For 'bd_next_hop_group'
        family ethernet-switching;
    }
}
}
}

```

3. Configure the three VLANs and the Layer 2 VPN switching CCC:

- VLAN **bd** spans logical interfaces **ge-2/0/1.0** and **ge-2/0/1.1**.
- VLAN **bd_next_hop_group** spans logical interfaces **ge-2/2/9.0** and **ge-2/0/2.0**.
- VLAN **bd_port_mirror** uses the logical tunnel interface **lt-2/0/10.2**.
- Layer 2 VPN CCC **if_switch** connects interfaces **ge-2/0/1.2** and **lt-2/0/10.1**.

```
[edit]
vpls {
  vlans {
    vlans {
      interface ge-2/0/1.0;
      interface ge-2/0/1.1;
    }
    bd_next_hop_group {
      interface ge-2/2/9.0;
      interface ge-2/0/2.0;
    }
    bd_port_mirror {
      interface lt-2/0/10.2;
    }
  }
}
protocols {
  mpls {
    interface all;
  }
  connections {
    interface-switch if_switch {
      interface ge-2/0/1.2;
      interface lt-2/0/10.1;
    }
  }
}
```

For detailed information about configuring the CCC connection for Layer 2 switching cross-connects, see the *MPLS Applications Feature Guide*.

4. Configure forwarding options:

- Configure global port mirroring properties to mirror **family vpls** traffic to an interface on the bridge domain **bd_port_mirror**.
- Configure the next-hop group **nhg_mirror_to_bd** to forward Layer 2 traffic to the VLAN **bd_next_hop_group**.

Both of these forwarding options will be referenced by the port-mirroring firewall filter:

```
[edit]
forwarding-options {
  port-mirroring { # Global port mirroring properties.
    input {
      rate 1;
    }
    family vpls {
      output {
        interface lt-2/0/10.2; # Interface on 'bd_port_mirror' bridge domain.
        no-filter-check;
      }
    }
  }
}
```

```

    }
  }
}
next-hop-group nhg_mirror_to_bd { # Configure a next-hop group.
  group-type layer-2; # Specify 'layer-2' for Layer 2; default 'inet' is for Layer 3.
  interface ge-2/0/2.0; # Interface on 'bd_next_hop_group' bridge domain.
  interface ge-2/2/9.0; # Interface on 'bd_next_hop_group' bridge domain.
}
}

```

5. Configure two Layer 2 port-mirroring firewall filters for **family bridge** traffic:

- **filter_pm_bridge**—Sends all **family bridge** traffic to the global port mirroring destination.
- **filter_redirect_to_nhg**—Sends all **family bridge** traffic to the final next-hop group **nhg_mirror_to_bd**.

Layer 2 port-mirroring firewall filters for **family bridge** traffic applies to traffic on a physical interface configured with encapsulation **ethernet-bridge**.

```

[edit]
firewall {
  family bridge {
    filter filter_pm_bridge {
      term term_port_mirror {
        then port-mirror;
      }
    }
    filter filter_redirect_to_nhg {
      term term_nhg {
        then next-hop-group nhg_mirror_to_bd;
      }
    }
  }
}

```

Related Documentation

- [Understanding Layer 2 Port Mirroring on page 3](#)
- [Understanding Layer 2 Port Mirroring to Multiple Destinations Using Next-Hop Groups on page 68](#)
- [Defining a Layer 2 Port-Mirroring Firewall Filter](#)
- [Defining a Next-Hop Group for Layer 2 Port Mirroring on page 72](#)
- [Displaying Next-Hop Group Settings and Status on page 95](#)

CHAPTER 9

Port Mirroring for Remote Destinations

- [Layer 2 Port Mirroring to Remote Destination by Using Destination as VLAN on page 81](#)
- [Configuration Layer 2 Port Mirroring to a Remote VLAN on page 81](#)
- [Example: Configuring Layer 2 Port Mirroring to Remote VLAN on page 83](#)

Layer 2 Port Mirroring to Remote Destination by Using Destination as VLAN

You configure port mirroring on an EX9200 switch to send copies of traffic to an output destination, such as an interface, a routing-instance, or a VLAN; and for the input traffic, you can configure a firewall filter term with various match conditions and actions.

When you configure VLAN as the output destination in a port-mirroring configuration, the traffic for each port-mirroring session is carried over a user-specified VLAN that is dedicated for that mirroring session in all participating switches. The mirrored traffic is copied onto that VLAN (also called as mirror VLAN) and forwarded to interfaces, which are members of the mirror VLAN. The destination interfaces, which are members of the mirror VLAN, can span across multiple switches in the network provided that the same remote mirroring VLAN is used for a mirroring session in all the switches.

You can use the **port-mirror** or **port-mirror-instance** action in the firewall filter configuration when you mirror traffic to remote destinations by configuring a VLAN as a port-mirroring output destination.

Related Documentation

- [Understanding Layer 2 Port Mirroring on page 3](#)
- [Configuration Layer 2 Port Mirroring to a Remote VLAN on page 81](#)
- [*Defining a Layer 2 Port-Mirroring Firewall Filter*](#)

Configuration Layer 2 Port Mirroring to a Remote VLAN

EX9200 switches enable you to configure mirroring to send copies of packets to either a local interface for local monitoring or to a VLAN for remote monitoring. You can use mirroring to copy the following packets:

- Packets entering or exiting a port
- Packets entering or exiting a VLAN



BEST PRACTICE: Mirror only necessary packets to reduce potential performance impact. We recommend that you:

- Disable port mirroring that you have configured when you are not using them.
- Specify individual interfaces as input rather than specifying all interfaces as input in a port mirroring configuration.
- Limit the amount of mirrored traffic by:
 - Using statistical sampling.
 - Setting ratios to select statistical samples.
 - Using firewall filters.

-
- [Configuring Port Mirroring to a Remote VLAN on page 82](#)

Configuring Port Mirroring to a Remote VLAN

To filter packets to be mirrored to a port-mirroring instance, create the instance and then use it as the action in the firewall filter. You can use firewall filters in both local and remote mirroring configurations.

If the same port-mirroring instance is used in multiple filters or terms, the packets are copied to the port-mirroring output port or port-mirroring VLAN only once.

To filter mirrored traffic, create a port-mirroring instance under the **[edit forwarding-options]** hierarchy level, and then create a firewall filter. The filter can use any of the available match conditions and must have **port-mirror-instance *instance-name*** as an action. This action in the firewall filter configuration provides the input to the port-mirroring instance.

To configure a port-mirroring instance with firewall filters:

1. Configure the port-mirroring instance name and set the output destination to a VLAN:

```
[edit forwarding-options]
user@switch# set port-mirroring instance instance-name output vlan (vlan-ID | vlan-name)
```

For example, configure a port-mirroring instance **employee-monitor** and set the output destination to a VLAN ID **999**:

```
[edit forwarding-options]
user@switch# set port-mirroring instance employee-monitor output vlan 999
```

2. Create a firewall filter by using any of the available match conditions and assign the port-mirroring instance name as an action in the firewall filter configuration.

```
[edit firewall family ethernet-switching]
user@switch set filter filter-name term term-name from match-condition
user@switch set filter filter-name term term-name then match-condition
user@switch# set filter filter-name term term-name then port-mirror-instance instance-name
```

For example, create a firewall filter called **example-filter** with two terms **no-analyzer** and **to-analyzer**, and assign the **to-analyzer** term to the **employee-monitor** port-mirroring instance:

- a. Create the first term to define the traffic that should not pass through to the port-mirroring instance **employee-monitor**:

```
[edit firewall family ethernet-switching]
user@switch# set filter (Firewall Filters) example-filter term no-analyzer from
source-address 192.0.2.14
[edit firewall family ethernet-switching]
user@switch# set filter example-filter term no-analyzer from protocol tcp
[edit firewall family ethernet-switching]
user@switch# set filter example-filter term no-analyzer then accept
```

- b. Create the second term to define the traffic that should pass through to the port-mirroring instance **employee-monitor**:

```
[edit firewall family ethernet-switching]
user@switch# set filter example-filter term to-analyzer from destination-port 80
[edit firewall family ethernet-switching]
user@switch# set filter example-filter term to-analyzer then port-mirror-instance
employee-monitor
[edit firewall family ethernet-switching]
user@switch# set filter example-filter term to-analyzer then accept
```

3. Apply the firewall filter to an interface or VLAN that provides input to the port-mirroring instance.

To apply a firewall filter to an interface:

```
[edit]
user@switch# set interfaces interface-name unit 0 family ethernet-switching filter (input |
output) filter-name
```

To apply a firewall filter to a VLAN:

```
[edit]
user@switch# set vlan (vlan-ID or vlan-name) filter (input | output) filter-name
```

For example, to apply the **example-filter** firewall filter to the **ge-0/0/1** interface:

```
[edit]
user@switch# set interfaces ge-0/0/1 unit 0 family ethernet-switching filter input
example-filter
```

For example, to apply the **example-filter** filter to the **source-vlan** VLAN:

```
[edit]
user@switch# set vlan source-vlan filter input example-filter
```

Related Documentation

- [Example: Configuring Layer 2 Port Mirroring to Remote VLAN on page 83](#)
- [Layer 2 Port Mirroring to Remote Destination by Using Destination as VLAN on page 81](#)

Example: Configuring Layer 2 Port Mirroring to Remote VLAN

EX9200 switches enable you to configure mirroring to send copies of packets to either a local interface for local monitoring or to a VLAN for remote monitoring. You can use mirroring to copy these packets:

- Packets entering or exiting a port

- Packets entering or existing a VLAN

You can analyze the mirrored traffic by using a protocol analyzer application running on a remote monitoring station if you are sending mirrored traffic to an analyzer VLAN.

This topic includes two related examples that describe how to mirror traffic entering ports on the switch to the **remote-analyzer** VLAN so that you can perform analysis from a remote monitoring station. The first example shows how to mirror all traffic entering the ports connected to employee computers. The second example shows the same scenario but includes a filter to mirror only the employee traffic going to the Web.



BEST PRACTICE: Mirror only necessary packets to reduce potential performance impact. We recommend that you:

- Disable your configured mirroring sessions when you are not using them.
- Specify individual interfaces as input to analyzers rather than specifying all interfaces as input.
- Limit the amount of mirrored traffic by using firewall filters.

This example describes how to configure remote mirroring:

- [Requirements on page 84](#)
- [Overview and Topology on page 84](#)
- [Mirroring Employee-to-Web Traffic for Remote Analysis on page 85](#)
- [Verification on page 89](#)

Requirements

This example uses the following hardware and software components:

- An EX9200 switch connected to another EX9200 switch
- Junos OS Release 13.2X50-D10 or later for EX Series switches

Before you configure remote mirroring, be sure that:

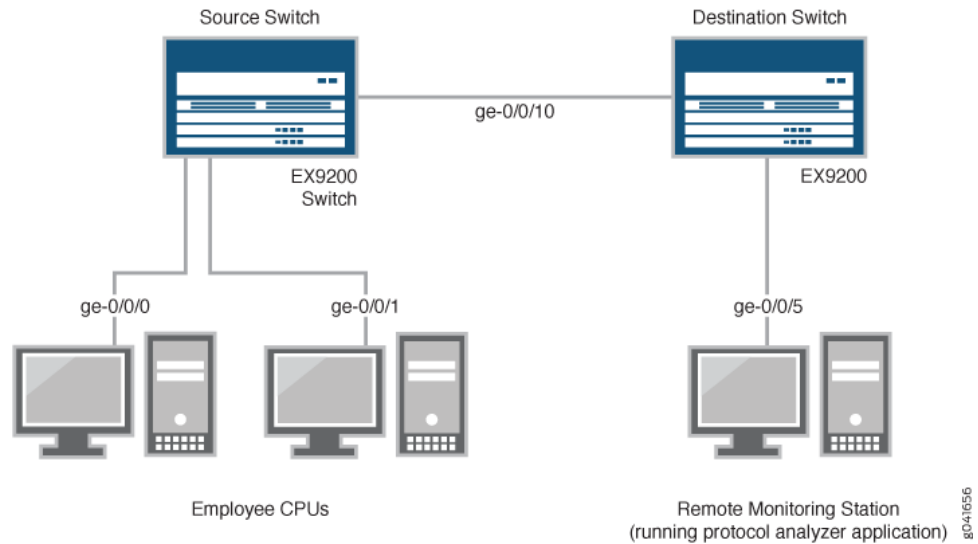
- You have an understanding of mirroring concepts.
- The interfaces that port-mirroring will use as output interfaces have been configured on the switch.

Overview and Topology

This topic includes two related examples that describe how to configure mirroring to the **remote-analyzer** VLAN so that analysis can be performed from a remote monitoring station. The first example shows how to configure a switch to mirror all traffic from employee computers. The second example shows the same scenario, but the setup includes a filter to mirror only the employee traffic going to the Web.

Figure 1 on page 85 shows the network topology for both these example scenarios.

Figure 1: Remote Mirroring Network Topology Example



In this example:

- Interface ge-0/0/0 is a Layer 2 interface, and interface ge-0/0/1 is a Layer 2 interface (both interfaces on the source switch) that serve as connections for employee computers.
- Interface ge-0/0/10 is a Layer 2 interface that connects the source switch to the destination switch.
- Interface ge-0/0/5 is a Layer 2 interface that connects the destination switch to the remote monitoring station.
- VLAN **remote-analyzer** is configured on all switches in the topology to carry the mirrored traffic.

Mirroring Employee-to-Web Traffic for Remote Analysis

To configure port mirroring for remote traffic analysis of employee-to-Web traffic, perform these tasks:

CLI Quick Configuration

To quickly configure port-mirroring to mirror employee traffic to the external Web, copy the following commands and paste them into the switch terminal window:

- Copy and paste the following commands in the source switch terminal window:


```
[edit]
set forwarding-options port-mirroring instance employee-web-monitor output vlan 999
set vlans remote-analyzer vlan-id 999
set interfaces ge-0/0/10 unit 0 family ethernet-switching interface-mode access
set interfaces ge-0/0/10 unit 0 family ethernet-switching vlan members 999
set firewall family ethernet-switching filter watch-employee term employee-to-corp from
destination-address 192.0.2.16/28
set firewall family ethernet-switching filter watch-employee term employee-to-corp from
source-address 192.0.2.16/28
```

```

set firewall family ethernet-switching filter watch-employee term employee-to-corp then
accept
set firewall family ethernet-switching filter watch-employee term employee-to-web from
destination-port 80
set firewall family ethernet-switching filter watch-employee term employee-to-web then
port-mirror-instance employee-web-monitor
set interfaces ge-0/0/0 unit 0 family ethernet-switching filter input watch-employee
set interfaces ge-0/0/1 unit 0 family ethernet-switching filter input watch-employee

```

- Copy and paste the following commands in the destination switch terminal window:

```

[edit]
set vlans remote-analyzer vlan-id 999
set interfaces ge-0/0/10 unit 0 family ethernet-switching interface-mode access
set interfaces ge-0/0/10 unit 0 family ethernet-switching vlan members 999
set interfaces ge-0/0/5 unit 0 family ethernet-switching interface-mode access
set interfaces ge-0/0/5 unit 0 family ethernet-switching vlan members 999

```

Step-by-Step Procedure

To configure port mirroring of all traffic from the two ports connected to employee computers to the **remote-analyzer** VLAN for use from a remote monitoring station:

1. On the source switch:

- a. Configure the **employee-web-monitor** port-mirroring instance:

```

[edit ]
user@switch# set interfaces ge-0/0/10 unit 0 family ethernet-switching port mode
access
user@switch# set forwarding-options port-mirroring instance employee-web-monitor
output vlan 999

```

- b. Configure the VLAN ID for the **remote-analyzer** VLAN:

```

[edit vlans]
user@switch# set remote-analyzer vlan-id 999

```

- c. Configure the interface to associate it with the **remote-analyzer** VLAN:

```

[edit interfaces]
user@switch# set ge-0/0/10 unit 0 family ethernet-switching vlan members 999

```

- d. Configure the firewall filter called **watch-employee**:

```

[edit firewall family ethernet-switching]
user@switch# set filter watch-employee term employee-to-corp from
destination-address 192.0.2.16/28
user@switch# set filter watch-employee term employee-to-corp from source-address
192.0.2.16/28
user@switch# set filter watch-employee term employee-to-corp then accept
user@switch# set filter watch-employee term employee-to-web from destination-port
80
user@switch# set filter watch-employee term employee-to-web then
port-mirror-instance employee-web-monitor

```

In this configuration, the **employee-to-corp** term defines that traffic from destination-address **192.0.2.16/28** and source address **192.0.2.16/28** can be accepted to pass through the switch, and the **employee-to-web** term defines that traffic from port **80** must be sent to the port-mirroring instance **employee-web-monitor**.

- e. Apply the firewall filter to the employee interfaces:

```

[edit interfaces]

```

```

user@switch# set ge-0/0/0 unit 0 family ethernet-switching filter input watch-employee
user@switch# set ge-0/0/1 unit 0 family ethernet-switching filter input watch-employee

```

2. On the destination switch:

- Configure the VLAN ID for the **remote-analyzer** VLAN:

```

[edit vlans]
user@switch# set remote-analyzer vlan-id 999

```

- Configure the interface on the destination switch for access mode and associate it with the **remote-analyzer** VLAN:

```

[edit interfaces]
user@switch# set ge-0/0/10 unit 0 family ethernet-switching interface-mode access
user@switch# set ge-0/0/10 unit 0 family ethernet-switching vlan members 999

```

- Configure the interface connected to the destination switch for access mode and associate it with the **remote-analyzer** VLAN:

```

[edit interfaces]
user@switch# set ge-0/0/5 unit 0 family ethernet-switching interface-mode access
user@switch# set ge-0/0/5 unit 0 family ethernet-switching vlan members 999

```

Results Check the results of the configuration on the source switch:

```

[edit]
user@switch> show
interfaces {
  ge-0/0/10 {
    unit 0 {
      family ethernet-switching {
        interface-mode access;
        vlan {
          members remote-analyzer;
        }
      }
    }
  }
  ge-0/0/0 {
    unit 0 {
      family ethernet-switching {
        filter {
          input watch-employee;
        }
      }
    }
  }
  ge-0/0/1 {
    unit 0 {
      family ethernet-switching {
        filter {
          input watch-employee;
        }
      }
    }
  }
}
firewall {

```

```
family ethernet-switching {
  filter watch-employee {
    term employee-to-corp {
      from {
        source-address {
          192.0.2.16/28;
        }
        destination-address {
          192.0.2.16/28;
        }
      }
      then accept;
    }
    term employee-to-web {
      from {
        destination-port 80;
      }
      then port-mirror-instance employee-web-monitor;
    }
  }
}
forwarding-options {
  analyzer employee-web-monitor {
    output {
      vlan {
        999;
      }
    }
  }
}
vpls {
  remote-analyzer {
    vlan-id 999;
  }
}
```

Check the results of the configuration on the destination switch:

```
[edit]
user@switch> show
vpls {
  remote-analyzer {
    vlan-id 999;
  }
}
interfaces {
  ge-0/0/10 {
    unit 0 {
      family ethernet-switching {
        interface-mode access;
        vlan {
          members remote-analyzer;
        }
      }
    }
  }
}
```



```

ge-0/0/5 {
  unit 0 {
    family ethernet-switching {
      interface-mode access;
      vlan {
        members remote-analyzer;
      }
    }
  }
}

```

Verification

To confirm that the configuration is working properly, perform these tasks:

- [Verifying That the Port-Mirroring Instance Has Been Correctly Created on page 89](#)

Verifying That the Port-Mirroring Instance Has Been Correctly Created

Purpose Verify that the port-mirror instance **employee-web-monitor** has been created on the switch with the appropriate output VLAN.

Action You can verify that the port-mirror is configured as expected by using the **show forwarding-options port-mirror** command. To view previously created analyzers that are disabled, go to the J-Web interface.

To verify that the port-mirror is configured as expected while monitoring employee traffic on the source switch, run the **show forwarding-options port-mirror** command on the source switch. The following output is displayed for this configuration example:

```
user@switch> show forwarding-options port-mirror
```

```

Instance Name: employee-web-monitor
Instance Id: 3
Input parameters:
  Rate           : 1
  Run-length     : 0
  Maximum-packet-length : 0
Output parameters:
  Family          State   Destination           Next-hop
  ethernet-switching up    default-switch/remote-analyzer

```

Meaning This output shows that the **employee-web-monitor** instance has a ratio of 1 (mirroring every packet, which is the default), the maximum size of the original packet that was mirrored (0 indicates the entire packet), the state of the configuration is up (which indicates the proper state and that the analyzer is programmed, is mirroring the traffic entering ge-0/0/0 and ge-0/0/1, and is sending the mirrored traffic to the VLAN called **remote-analyzer**).

Related Documentation • [Layer 2 Port Mirroring to Remote Destination by Using Destination as VLAN on page 81](#)

Inline Port Mirroring

- [Configuring Inline Port Mirroring on page 91](#)

Configuring Inline Port Mirroring

Inline port mirroring provides you with the ability to specify instances that are not bound to the flexible PIC concentrator (FPC) in the firewall filter's **then port-mirror-instance** action. This way, you are not limited to only two port-mirror instances per FPC. Inline port mirroring decouples the port-mirror destination from the input parameters like **rate**. While the input parameters are programmed in the switch interface board, the next-hop destination of the mirrored packet is available in the packet itself. Inline port mirroring is supported only on Trio-based modular port concentrators (MPCs).

Using inline port mirroring, a port-mirror instance will have an option to inherit input parameters from another instance that specifies it, as shown in the following CLI configuration example:

```
instance pm2 {
  + input-parameters-instance pm1;
  family inet {
    output {
      interface ge-1/2/3.0 {
        next-hop 192.0.2.10;
      }
    }
  }
}
```

Multiple levels of inheritance are not allowed. One instance can be referred by multiple instances. An instance can refer to another instance that is defined before it. Forward references are not allowed and an instance cannot refer to itself, doing so will cause an error during configuration parsing.

The user can specify an instance that is not bound to the FPC in the firewall filter. The specified filter should inherit one of the two instances that have been bound to the FPC. If it does not, the packet is not marked for port-mirroring. If it does, then the packet will be sampled using the input parameters specified by the referred instance but the copy will be sent to the its own destination.

- Related Documentation**
- [Understanding Layer 2 Port Mirroring on page 3](#)
 - *Defining a Layer 2 Port-Mirroring Firewall Filter*
 - *Applying Layer 2 Port Mirroring to Traffic Forwarded or Flooded to a Bridge Domain*
 - *Applying Layer 2 Port Mirroring to Traffic Forwarded or Flooded to a VPLS Routing Instance*
 - *Example: Layer 2 Port Mirroring at a Logical Interface*
 - *Example: Layer 2 Port Mirroring for a Layer 2 VPN*
 - *Example: Layer 2 Port Mirroring for a Layer 2 VPN with LAG Links*

PART 3

Troubleshooting

- [Monitoring Port Mirroring on page 95](#)

Monitoring Port Mirroring

- [Displaying Layer 2 Port-Mirroring Instance Settings and Status on page 95](#)
- [Displaying Next-Hop Group Settings and Status on page 95](#)

Displaying Layer 2 Port-Mirroring Instance Settings and Status

To display the current state of port-mirroring instances, use the **show forwarding-options port-mirroring** `<terse | detail> <instance-name>` operational command.

For more information about displaying port mirroring instance settings and status, see the *Junos OS System Basics Configuration Guide*.

**Related
Documentation**

- [Understanding Layer 2 Port Mirroring on page 3](#)
- [Layer 2 Port Mirroring Global Instance on page 9](#)
- *Layer 2 Port Mirroring Named Instances*
- *Configuring the Global Instance of Layer 2 Port Mirroring*
- *Defining a Named Instance of Layer 2 Port Mirroring*
- [Disabling Layer 2 Port Mirroring Instances on page 33](#)
- [Examples: Layer 2 Port Mirroring at Multiple Levels of the Chassis on page 34](#)
- *Example: Layer 2 Port Mirroring with Multiple Instances*

Displaying Next-Hop Group Settings and Status

To display the current state of next-hop groups, use the **show forwarding-options next-hop-group** `<terse | brief | detail> <group-name>` operational command.

For more information, see the [CLI Explorer](#).

**Related
Documentation**

- [Understanding Layer 2 Port Mirroring on page 3](#)
- [Understanding Layer 2 Port Mirroring to Multiple Destinations Using Next-Hop Groups on page 68](#)
- *Defining a Layer 2 Port-Mirroring Firewall Filter*
- [Defining a Next-Hop Group for Layer 2 Port Mirroring on page 72](#)

- *Example: Layer 2 Port Mirroring to Multiple Destinations*

PART 4

Configuration Statements and Operational Commands

- [Configuration Statements on page 99](#)
- [Operational Commands: Packet Forwarding Engine Components on page 115](#)
- [Operational Commands: Layer 2 Port-Mirroring Instances on page 409](#)
- [Operational Commands: Firewall Filter Statistics and Logs on page 413](#)
- [Operational Commands: Next-Hop Groups for Layer 2 Port Mirroring on page 427](#)

CHAPTER 12

Configuration Statements

- [disable \(Forwarding Options\) on page 100](#)
- [disable-all-instances on page 100](#)
- [forwarding-options on page 101](#)
- [family \(Port Mirroring\) on page 102](#)
- [input \(Port Mirroring\) on page 103](#)
- [instance on page 104](#)
- [interface \(Port Mirroring\) on page 105](#)
- [interface \(Next-Hop Group\) on page 105](#)
- [maximum-packet-length on page 106](#)
- [mirror-once on page 107](#)
- [next-hop-group \(Port Mirroring\) on page 108](#)
- [no-filter-check on page 108](#)
- [no-tag on page 109](#)
- [output \(Port Mirroring\) on page 110](#)
- [rate \(Forwarding Options\) on page 111](#)
- [run-length on page 112](#)
- [vlan \(Port Mirroring\) on page 113](#)

disable (Forwarding Options)

Syntax	disable;
Hierarchy Level	[edit forwarding-options port-mirror], [edit forwarding-options port-mirror instance <i>instance-name</i>], [edit forwarding-options sampling], [edit forwarding-options sampling instance <i>instance-name</i>], [edit forwarding-options sampling family (inet inet6 mpls vpls)], [edit forwarding-options sampling family (inet inet6 mpls vpls) output file]
Release Information	Statement introduced before Junos OS Release 7.4. Statement added to port-mirror hierarchy in Junos OS Release 9.6.



NOTE: Beginning in Junos OS Release 15.1F5 and later 15.1 releases and Junos OS Release 16.1 and later, the **disable** option has been deprecated at the forwarding-options sampling instance *instance-name* family (inet | inet6 | mpls) hierarchy level on PTX3000 Series routers. When configured, the option does not take effect, so packets continue to be sampled. Instead of the **disable** option, use the **deactivate forwarding-options sampling instance *instance-name* family (inet | inet6 | mpls)** command to prevent sampling.

Description	Disable traffic accounting, port mirroring, or sampling.
Required Privilege Level	interface—To view this statement in the configuration. interface-control—To add this statement to the configuration.
Related Documentation	<ul style="list-style-type: none">• <i>Configuring Traffic Sampling</i>• <i>Configuring Port Mirroring</i>

disable-all-instances

Syntax	disable-all-instances;
Hierarchy Level	[edit forwarding-options port-mirror]
Release Information	Statement introduced in Junos OS Release 9.6.
Description	Disable all port mirroring instances globally.
Usage Guidelines	See <i>Configuring Port Mirroring</i> .
Required Privilege Level	interface—To view this statement in the configuration. interface-control—To add this statement to the configuration.

forwarding-options

```
Syntax forwarding-options {
    dhcp-security {
        arp-inspection;
        group group-name {
            interface interface-name {
                static-ip ip-address {
                    mac mac-address;
                }
            }
        }
        overrides {
            no-option82;
            (trusted | untrusted);
        }
    }
    ip-source-guard;
    no-dhcp-snooping;
    option-82 {
        circuit-id {
            prefix {
                host-name;
                logical-system-name;
                routing-instance-name;
            }
            use-interface-description (device | logical);
            use-vlan-id;
        }
        remote-id {
            host-name hostname;
            use-interface-description (device | logical);
            use-string string;
        }
        vendor-id {
            use-string string;
        }
    }
}
filter {
    input filter-name;
    output filter-name;
}
flood {
    input filter-name;
}
```

Hierarchy Level [edit],
[edit bridge-domains *bridge-domain-name*],
[edit vlans *vlan-name*]

Release Information Statement introduced before Junos OS Release 7.4.
Statement introduced in Junos OS Release 11.3 for QFX Series switches.

Hierarchy level **[edit vlans *vlan-name*]** introduced in Junos OS Release 13.2X50-D10 for EX Series switches.

Hierarchy level **[edit bridge-domains *bridge-domain-name*]** introduced in Junos OS Release 14.1 for MX Series routers.

Description Configure traffic forwarding.

The statements are explained separately.

Required Privilege Level interface—To view this statement in the configuration.
interface-control—To add this statement to the configuration.

Related Documentation

- *Configuring Traffic Forwarding and Monitoring*

family (Port Mirroring)

Syntax

```
family (inet | inet6) {  
  output {  
    interface interface-name {  
      next-hop address;  
    }  
    no-filter-check;  
  }  
}
```

Hierarchy Level [edit forwarding-options port-mirroring]

Release Information Statement introduced before Junos OS Release 7.4.

Description Configure the protocol family to be sampled. Only IPv4 (**inet**) and IPv6 (**inet6**) are supported.

The statements are explained separately.

Required Privilege Level interface—To view this statement in the configuration.
interface-control—To add this statement to the configuration.

Related Documentation

- *Configuring Port Mirroring*

input (Port Mirroring)

Syntax	<pre>input { maximum-packet-length bytes rate number; run-length number; }</pre>
Hierarchy Level	[edit forwarding-options port-mirroring], [edit forwarding-options port-mirroring instance <i>instance-name</i>], [edit forwarding-options port-mirroring family (inet inet6)]
Release Information	Statement introduced before Junos OS Release 7.4.
Description	Configure port mirroring on a logical interface. The statements are explained separately.
Required Privilege Level	interface—To view this statement in the configuration. interface-control—To add this statement to the configuration.
Related Documentation	<ul style="list-style-type: none">• <i>Configuring Port Mirroring</i>

instance

Syntax	<pre> instance { instance-name { input { maximum-packet-length bytes; rate number; run-length number; } family (ccc inet inet6 mpls vpls) { output { interface interface-name { next-hop address; } no-filter-check; server-profile server-profile-name; } } } } </pre>
Hierarchy Level	<p>[edit forwarding-options port-mirroring],</p> <p>[edit routing-instances <i>routing-instance-name</i> forwarding-options port-mirroring]</p>
Release Information	<p>Statement introduced in Junos OS Release 9.3 (MX Series routers only). Support extended to M120 and M320 routers in Junos OS Release 9.5.</p> <p>maximum-packet-length and ccc options introduced in Junos OS Release 9.6 for M120 and M320 routers only.</p> <p>server-profile option introduced in Junos OS Release 13.2 for PTX Series Packet Transport Routers only.</p>
Description	Configure a port-mirroring instance.
Options	<p><i>port-mirroring-instance-name</i>—Name of the port-mirroring instance.</p> <p>The remaining statements are explained separately.</p>
Required Privilege Level	<p>interface—To view this statement in the configuration.</p> <p>interface-control-level—To add this statement to the configuration.</p>
Related Documentation	<ul style="list-style-type: none"> • <i>Configuring Port Mirroring</i> • <i>Configuring Active Flow Monitoring on PTX Series Packet Transport Routers</i>

interface (Port Mirroring)

Syntax	interface <i>interface-name</i> { next-hop <i>address</i> ; }
Hierarchy Level	[edit forwarding-options port-mirroring family (inet inet6) output]
Release Information	Statement introduced before Junos OS Release 7.4.
Description	Specify the output interface for sending copies of packets elsewhere to be analyzed.
Options	<i>interface-name</i> —Name of the interface. The remaining statements are explained separately.
Usage Guidelines	See <i>Configuring Port Mirroring</i> .
Required Privilege Level	interface—To view this statement in the configuration. interface-control—To add this statement to the configuration.

interface (Next-Hop Group)

Syntax	interface <i>interface-name</i> { next-hop <i>address</i> ; }
Hierarchy Level	[edit forwarding-options next-hop-group <i>group-name</i>]
Release Information	Statement introduced before Junos OS Release 7.4.
Description	Specify the output interface for sending copies of packets elsewhere to be analyzed. The commit operation fails when a next-hop group has only one interface configured. It is implicitly assumed that a subgroup is up only if more than one interface in the subgroup is up.
Options	<i>interface-name</i> —Name of the interface. The remaining statements are explained separately.
Required Privilege Level	interface—To view this statement in the configuration. interface-control—To add this statement to the configuration.
Related Documentation	<ul style="list-style-type: none"> • <i>Configuring Next-Hop Groups to Use Multiple Interfaces to Forward Packets Used in Port Mirroring</i>

maximum-packet-length

Syntax	<code>maximum-packet-length <i>bytes</i>;</code>
Hierarchy Level	[edit forwarding-options analyzer analyzer-name input], [edit forwarding-options port-mirroring input], [edit forwarding-options port-mirroring instance <i>instance-name</i> input], [edit forwarding-options sampling input], [edit forwarding-options sampling instance <i>instance-name</i> input]
Release Information	Statement introduced in Junos OS Release 9.6. Statement introduced in Junos OS Release 12.1X48 for PTX Series Packet Transport routers. Support at the [edit forwarding-options analyzer analyzer-name input] hierarchy level introduced in Junos OS Release 14.1 for MX Series routers.
Description	Set the maximum length of the packet used for port mirroring or traffic sampling. Packets with lengths greater than the specified maximum are truncated.



NOTE: The `maximum-packet-length` statement is not supported when you configure inline flow monitoring (by including the `inline-jflow` statement at the [edit forwarding-options sampling instance *instance-name* family (inet | inet6) output] hierarchy level).



NOTE: The `maximum-packet-length` statement is not supported on MX80 Series routers.



NOTE: For MX Series routers with Modular Port Interface Concentrators (MPCs), when `maximum-packet-length` (clip length) is configured for port-mirrored packets and the mirror-destination interface is a next-hop-group, the clip length is effective only for the first member interface of the next-hop-group. The mirrored packet copy sent to the rest of the interfaces is not clipped.

Native analyzer sessions (that is, the [edit forwarding-options analyzer analyzer-name input] hierarchy level for MX Series routers) can be configured without specifying input parameters, which means that the instance uses default input values: `rate = 1` and `maximum-packet-length = 0`.

Options	<i>bytes</i> —Maximum length (in bytes) of the mirrored packet or the sampled packet. Range: 0 through 9216 Default: 0
----------------	--

For MX Series routers with Modular Port Concentrators (MPCs), port-mirrored or sampled packets can be truncated (or clipped) to any length in the range of 1 through 255 bytes. For other devices, the range is from 0 through 9216. A maximum-packet-length value of zero represents that truncation is disabled, and the entire packet is mirrored or sampled.

Required Privilege Level interface—To view this statement in the configuration.
interface-control—To add this statement to the configuration.

Related Documentation

- *Configuring Port Mirroring*
- *Configuring Traffic Sampling*

mirror-once

Syntax mirror-once;

Hierarchy Level [edit [forwarding-options](#) port-mirroring]

Release Information Statement introduced in Junos OS Release 9.3 (MX Series routers only).
Support extended to M120 routers in Junos OS Release 9.5.
Statement introduced in Junos OS Release 12.1X48 for PTX Packet Transport Routers.

Description Configure the router to mirror packets only once. This feature is useful if you configure port mirroring on both ingress and egress interfaces, which could result in the same packet being mirrored twice.

Required Privilege Level interface—To view this statement in the configuration.
interface-control—To add this statement to the configuration.

Related Documentation

- *Configuring Port Mirroring*

next-hop-group (Port Mirroring)

Syntax	<code>next-hop-group <i>group-name</i>;</code>
Hierarchy Level	[edit forwarding-options port-mirroring family (inet vpls) output], [edit forwarding-options port-mirroring instance <i>instance-name</i> family (inet vpls) output]
Release Information	Statement introduced in Junos OS Release 9.6.
Description	<p>Specify the next-hop address for sending copies of packets to an analyzer. This configuration enables multipacket port mirroring on MX Series routers and EX Series switches without the use of a Tunnel PIC.</p> <p>The commit operation fails when a next-hop group has only one interface configured. It is implicitly assumed that a subgroup is up only if more than one interface in the subgroup is up.</p>
Options	<i>group-name</i> —Name of next-hop group.
Required Privilege Level	interface—To view this statement in the configuration. interface-control—To add this statement to the configuration.
Related Documentation	<ul style="list-style-type: none">• <i>Port Mirroring with Next-Hop Groups</i>

no-filter-check

Syntax	<code>no-filter-check;</code>
Hierarchy Level	[edit forwarding-options port-mirroring family (inet inet6) output]
Release Information	Statement introduced before Junos OS Release 7.4.
Description	<p>Disable filter checking on the port-mirroring interface.</p> <p>This statement is required when you send port-mirrored traffic to a Tunnel PIC that has a filter applied to it.</p>
Required Privilege Level	interface—To view this statement in the configuration. interface-control—To add this statement to the configuration.
Related Documentation	<ul style="list-style-type: none">• <i>Configuring Port Mirroring</i>

no-tag

Syntax	no-tag;
Hierarchy Level	<p>[edit ethernet-switching-options analyzer (Port Mirroring) <i>name</i> output vlan (vlan-id vlan-name)]</p> <p>[edit forwarding-options port-mirroring family ethernet-switching output vlan (vlan-name vlan-id)]</p> <p>[edit forwarding-options port-mirroring instance instance-name family ethernet-switching output vlan (vlan-name vlan-id)]</p>
Release Information	<p>Statement introduced in Junos OS Release 11.3 for EX Series switches.</p> <p>Hierarchy [edit forwarding-options port-mirroring family ethernet-switching output vlan] introduced in Junos OS Release 13.2.</p> <p>Hierarchy [edit forwarding-options port-mirroring instance instance-name family ethernet-switching output vlan] introduced in Junos OS Release 13.2.</p>
Description	Specify that remote port-mirroring packets are not tagged.
Required Privilege Level	<p>system—To view this statement in the configuration.</p> <p>system-control—To add this statement to the configuration.</p>
Related Documentation	<ul style="list-style-type: none"> • <i>Example: Configuring Port Mirroring to Multiple Interfaces for Remote Monitoring of Employee Resource Use on EX Series Switches</i> • <i>Example: Configuring Port Mirroring for Local Monitoring of Employee Resource Use on EX Series Switches</i> • <i>Example: Configuring Port Mirroring for Remote Monitoring of Employee Resource Use on EX Series Switches</i>


output (Port Mirroring)

Syntax	<pre>output { interface <i>interface-name</i> { next-hop <i>address</i>; } no-filter-check; }</pre>
Hierarchy Level	[edit forwarding-options port-mirroring family (inet inet6)]
Release Information	Statement introduced before Junos OS Release 7.4.
Description	<p>Configure output interfaces and flow properties.</p> <p>The statements are explained separately.</p>
Required Privilege Level	<p>interface—To view this statement in the configuration.</p> <p>interface-control—To add this statement to the configuration.</p>
Related Documentation	<ul style="list-style-type: none">• <i>Configuring Port Mirroring</i>

rate (Forwarding Options)

Syntax	<code>rate <i>number</i>;</code>
Hierarchy Level	<p>[edit forwarding-options analyzer <i>analyzer-name</i> input], [edit forwarding-options port-mirroring family (inet inet6) <i>input</i>], [edit forwarding-options port-mirroring <i>input</i>], [edit forwarding-options sampling <i>input</i>], [edit forwarding-options sampling instance <i>instance-name</i> <i>input</i>]</p>
Release Information	<p>Statement introduced before Junos OS Release 7.4.</p> <p>Statement introduced in Junos OS Release 12.1X48 for PTX Series Packet Transport routers.</p> <p>Support at the [edit forwarding-options analyzer <i>analyzer-name</i> input] hierarchy level for MX Series routers introduced in Junos OS Release 14.1.</p>
Description	<p>Set the ratio of the number of packets to be sampled. For example, if you specify a rate of 10, every tenth packet (1 packet out of 10) is sampled.</p> <p>Native analyzer sessions (that is, the [edit forwarding-options analyzer <i>analyzer-name</i> input] hierarchy level for MX Series routers) can be configured without specifying input parameters, which means that the instance uses default input values: rate = 1 and maximum-packet-length = 0.</p>
Options	<p><i>number</i>—Denominator of the ratio.</p> <p>Range: 1 through 65,535</p>
Required Privilege Level	<p>interface—To view this statement in the configuration.</p> <p>interface-control—To add this statement to the configuration.</p>
Related Documentation	<ul style="list-style-type: none"> • <i>Configuring Port Mirroring</i> • <i>Configuring Traffic Sampling</i>

run-length

Syntax	<code>run-length <i>number</i>;</code>
Hierarchy Level	[edit forwarding-options port-mirroring input], [edit forwarding-options port-mirroring instance <i>port-mirroring-instance-name</i> input], [edit forwarding-options port-mirroring family (inet inet6) input], [edit forwarding-options sampling input], [edit forwarding-options sampling instance <i>instance-name</i> input]
Release Information	Statement introduced before Junos OS Release 7.4. Statement introduced in Junos OS Release 12.1X48 for PTX Series Packet Transport routers.
Description	Set the number of samples following the initial trigger event. The configuration enables you to sample packets following those already being sampled.
<div> NOTE: The <code>run-length</code> statement is not supported when you configure inline flow monitoring (by including the <code>inline-jflow</code> statement at the [edit forwarding-options sampling instance <i>instance-name</i> family (inet inet6) output] hierarchy level).</div>	
Options	<i>number</i> —Number of samples. Range: 0 through 20 Default: 0
Required Privilege Level	interface—To view this statement in the configuration. interface-control—To add this statement to the configuration.
Related Documentation	<ul style="list-style-type: none">• <i>Applying Forwarding Table Filters</i>• <i>Configuring Port Mirroring</i>• <i>Configuring Traffic Sampling</i>

vlan (Port Mirroring)

Syntax	<code>vlan (vlan-name vlan-ID);</code>
Hierarchy Level	[edit forwarding-options port-mirroring family ethernet-switching output] [edit forwarding-options port-mirroring instance instance-name family ethernet-switching output]
Release Information	Statement introduced in Junos OS Release 13.2.
Description	Specify the VLAN name or ID for sending copies of packets to an analyzer. This configuration enables remote VLAN port mirroring on EX Series switches.
Options	vlan-name —Name of remote mirroring VLAN. vlan-ID —ID of the remote mirroring VLAN.
Required Privilege Level	interface—To view this statement in the configuration. interface-control—To add this statement to the configuration.
Related Documentation	<ul style="list-style-type: none">• Example: Configuring Layer 2 Port Mirroring to Remote VLAN on page 83• Layer 2 Port Mirroring to Remote Destination by Using Destination as VLAN on page 81

CHAPTER 13

Operational Commands: Packet Forwarding Engine Components

- `show chassis fabric fpcs`
- `show chassis fpc`
- `show chassis hardware`
- `show chassis pic`

show chassis fabric fpcs

List of Syntax	Syntax on page 116 Syntax (MX Series Routers) on page 116 Syntax (MX2010 and MX2020 3D Universal Edge Routers) on page 116 Syntax (T4000 Core Router) on page 116 Syntax (PTX Series Packet Transport Routers) on page 116 Syntax (TX Matrix Plus Router) on page 116 Syntax (QFX Series Switches) on page 116
Syntax	<code>show chassis fabric fpcs</code> <code><lcc number></code>
Syntax (MX Series Routers)	<code>show chassis fabric fpcs</code> <code><extended></code> <code><all-members></code> <code><local></code> <code><member member-id></code>
Syntax (MX2010 and MX2020 3D Universal Edge Routers)	<code>show chassis fabric fpcs</code>
Syntax (T4000 Core Router)	<code>show chassis fabric fpcs</code>
Syntax (PTX Series Packet Transport Routers)	<code>show chassis fabric fpcs <slot fpc-slot></code>
Syntax (TX Matrix Plus Router)	<code>show chassis fabric fpcs</code> <code><lcc number></code>
Syntax (QFX Series Switches)	<code>show chassis fabric fpcs <slot fpc-slot></code>
Release Information	<p>Command introduced before Junos OS Release 7.4.</p> <p>Command introduced in Junos OS Release 9.4 for EX Series switches.</p> <p>Command introduced in Junos OS Release 12.1x48 for PTX Series Packet Transport Routers.</p> <p>Command introduced in Junos OS Release 12.3 for MX2020 3D Universal Edge Routers.</p> <p>Command introduced in Junos OS Release 12.3 for MX2010 3D Universal Edge Routers.</p> <p>Command introduced in Junos OS Release 15.1X53-D30 for QFX Series switches.</p> <p>extended option introduced in JunosOS Release 16.1 for MX2020 and MX2010 Routers.</p>
Description	Display the state of the electrical switch fabric links between the Flexible PIC Concentrators (FPCs) and the Switch Interface Boards (SIBs).
Options	<p>none—Display the switch fabric link state. On a TX Matrix router, display the switching fabric link states for the FPCs in all T640 routers connected to the TX Matrix router. On a TX Matrix Plus router, display the switching fabric link states for the FPCs in all routers connected to the TX Matrix Plus router.</p>

extended—(MX2020 and MX2010 Routers with SFB2) (Optional) Display the fabric link state for all 24 fabric planes.

all-members—(MX Series routers only) (Optional) Display the switching fabric link states for the FPCs in all members of the Virtual Chassis configuration.

lcc *number*—(TX Matrix router and TX Matrix Plus router only) (Optional) On a TX Matrix router, display the switch fabric link state for the FPCs in the specified T640 router (line-card chassis) that is connected to the TX Matrix router. On a TX Matrix Plus router, display the switch fabric link state for the FPCs in the specified router (line-card chassis) that is connected to the TX Matrix Plus router. Replace ***number*** with a following value depending on the LCC configurations:

- From **0** through **3** on a T640 router on the routing matrix with TX Matrix routers.
- From **0** through **3** on a T1600 router on the routing matrix with TX Matrix Plus routers.
- From **0** through **7** on a T1600 router in a routing matrix with TX Matrix Plus router with 3D SIBs.
- **0, 2, 4, 6** on a T4000 router in a routing matrix with TX Matrix Plus router with 3D SIBs.

local—(MX Series routers only) (Optional) Display the switching fabric link states for the FPCs in the local Virtual Chassis member.

member *member-id*—(MX Series routers only) (Optional) Display the switching fabric link states for the FPCs in the specified member of the Virtual Chassis configuration. Replace ***member-id*** with a value of 0 or 1.

slot *fpc-slot*—(PTX Series Packet Transport Routers and QFX Series switches only) (Optional) Display the fabric state of the specified FPC slot. If no value is provided, display the status of all FPCs.

Required Privilege Level

view

Related Documentation

- *request chassis fabric fpc*
- [show chassis fpc on page 159](#)
- *Displaying Information About DPCs or FPCs in an MX Series Router*

List of Sample Output

[show chassis fabric fpcs \(M320 Router\) on page 119](#)
[show chassis fabric fpcs \(MX240 Router\) on page 120](#)
[show chassis fabric fpcs \(MX480 Router\) on page 120](#)
[show chassis fabric fpcs \(MX960 Router\) on page 121](#)
[show chassis fabric fpcs \(MX240 with AS MLC Modular Carrier Card\) on page 123](#)
[show chassis fabric fpcs \(MX480 with AS MLC Modular Carrier Card\) on page 123](#)
[show chassis fabric fpcs \(MX480 Router with MPC4E\) on page 124](#)
[show chassis fabric fpcs \(MX960 with AS MLC Modular Carrier Card on page 125](#)
[show chassis fabric fpcs \(MX2010 Router\) on page 127](#)

[show chassis fabric fpcs \(MX2020 Router\) on page 130](#)
[show chassis fabric fpcs \(MX2020 Router with MPC4E\) on page 133](#)
[show chassis fabric fpcs \(MX2020 Router with SFB2\) on page 135](#)
[show chassis fabric fpcs \(T320 Router\) on page 138](#)
[show chassis fabric fpcs \(T640 Router\) on page 139](#)
[show chassis fabric fpcs \(TX Matrix Router\) on page 139](#)
[show chassis fabric fpcs \(TX Matrix Router with 3D SIBs\) on page 141](#)
[show chassis fabric fpcs lcc \(TX Matrix Router with 3D SIBs\) on page 143](#)
[show chassis fabric fpcs \(T1600 Router\) on page 144](#)
[show chassis fabric fpcs \(T4000 Core Router\) on page 146](#)
[show chassis fabric fpcs \(TX Matrix Plus Router\) on page 147](#)
[show chassis fabric fpcs lcc \(TX Matrix Plus Router\) on page 154](#)
[show chassis fabric fpcs \(EX8200 Switch\) on page 155](#)
[show chassis fabric fpcs \(PTX3000 Router\) on page 156](#)
[show chassis fabric fpcs \(QFX10008 Switch\) on page 157](#)

Output Fields [Table 6 on page 119](#) lists the output fields for the **show chassis fabric fpcs** command. Output fields are listed in the approximate order in which they appear.

Table 6: show chassis fabric fpcs Output Fields

Field Name	Field Description
Fabric management FPC state	<p>Switching fabric link (link from SIB to FPC) state for each FPC:</p> <ul style="list-style-type: none"> • Unused—FPC is not present. (On MX240 and MX480 routers with AS- MLC modular carrier card or MPC4E only) the fabric plane from the pair that share physical links (1 and 5, and 3 and 7) is inactive. • Destination error on PFEs <i>list of PFE numbers</i>—Destination errors to the listed Packet Forwarding Engines. Indicates that the link is not carrying traffic to the listed Packet Forwarding Engines. NOTE: In Junos OS Release 9.6 and later, the list of Packet Forwarding Engines with destination errors is displayed in the output. In Junos OS Releases before 9.6, the output only indicates that there are destination errors. However, the list of Packet Forwarding Engines with destination errors is not displayed. • Links ok—Link between the spare SIB and FPC is eligible to carry traffic. • Link error—Link between the SIB and FPC has CRC errors. However, the link is still eligible to carry traffic. • Plane disabled—Fabric plane has been disabled for the following reasons: <ul style="list-style-type: none"> • Destination errors have exceeded the thresholds. • Run-time link errors have exceeded the thresholds. • Initialization time link errors detected, and link training was unsuccessful. • Plane Disabled, Links Error (PTX Series Packet Transport Routers and QFX Series switches only)—The plane is disabled because of link errors detected at the FPC RX. • Plane Disabled, Links Down (PTX Series Packet Transport Routers and QFX Series switches only)—The plane is disabled because of link errors detected at the SIB RX. • Plane enabled—Link between the active SIB and FPC is eligible to carry traffic. NOTE: On the Enhanced MX SCB with MPC, a maximum of 4 planes are operational and running. On all the other SCBs with MPC, all the planes are operational and running. • Plane Enabled, Links OK (PTX Series Packet Transport Routers and QFX Series switches only)—The FPC CCL RX link is eligible to carry traffic. • Plane Enabled, Links OK (TX Matrix and TX Matrix Plus routers only)—The FPC HSL RX link is eligible to carry traffic.

Sample Output

show chassis fabric fpcs (M320 Router)

```
user@host> show chassis fabric fpcs
```

```
Fabric management FPC state:
FPC #2
  PFE #1
    SIB #0      Plane enabled
    SIB #1      Plane enabled
    SIB #2      Plane enabled
    SIB #3      Plane enabled
```

show chassis fabric fpcs (MX240 Router)

```
user@host> show chassis fabric fpcs
Fabric management FPC state:
FPC 2
  PFE #0
    Plane 0: Plane enabled
    Plane 1: Plane enabled
    Plane 2: Plane enabled
    Plane 3: Plane enabled
    Plane 4: Links ok
    Plane 5: Links ok
    Plane 6: Links ok
    Plane 7: Links ok
  PFE #1
    Plane 0: Plane enabled
    Plane 1: Plane enabled
    Plane 2: Plane enabled
    Plane 3: Plane enabled
    Plane 4: Links ok
    Plane 5: Links ok
    Plane 6: Links ok
    Plane 7: Links ok
  PFE #2
    Plane 0: Plane enabled
    Plane 1: Plane enabled
    Plane 2: Plane enabled
    Plane 3: Plane enabled
    Plane 4: Links ok
    Plane 5: Links ok
    Plane 6: Links ok
    Plane 7: Links ok
  PFE #3
    Plane 0: Plane enabled
    Plane 1: Plane enabled
    Plane 2: Plane enabled
    Plane 3: Plane enabled
    Plane 4: Links ok
    Plane 5: Links ok
    Plane 6: Links ok
    Plane 7: Links ok
```

show chassis fabric fpcs (MX480 Router)

```
user@host> show chassis fabric fpcs

FPC 0
  PFE #0
    Plane 0: Plane enabled
```



```

Plane 1: Plane enabled
Plane 2: Plane enabled
Plane 3: Plane enabled
Plane 4: Links ok
Plane 5: Links ok
Plane 6: Links ok
Plane 7: Links ok
PFE #1
Plane 0: Plane enabled
Plane 1: Plane enabled
Plane 2: Plane enabled
Plane 3: Plane enabled
Plane 4: Links ok
Plane 5: Links ok
Plane 6: Links ok
Plane 7: Links ok
PFE #2
Plane 0: Plane enabled
Plane 1: Plane enabled
Plane 2: Plane enabled
Plane 3: Plane enabled
Plane 4: Links ok
Plane 5: Links ok
Plane 6: Links ok
Plane 7: Links ok
PFE #3
Plane 0: Plane enabled
Plane 1: Plane enabled
Plane 2: Plane enabled
Plane 3: Plane enabled
Plane 4: Links ok
Plane 5: Links ok
Plane 6: Links ok
Plane 7: Links ok
FPC 1
PFE #0
Plane 0: Plane enabled
Plane 1: Plane enabled
Plane 2: Plane enabled
Plane 3: Plane enabled
Plane 4: Plane enabled
Plane 5: Plane enabled
Plane 6: Plane enabled
Plane 7: Plane enabled
PFE #1
Plane 0: Plane enabled
Plane 1: Plane enabled
Plane 2: Plane enabled
Plane 3: Plane enabled
Plane 4: Plane enabled
Plane 5: Plane enabled
Plane 6: Plane enabled
Plane 7: Plane enabled

```

show chassis fabric fpcs (MX960 Router)

```

user@host> show chassis fabric fpcs
FPC 0
PFE #0
Plane 0: Plane enabled
Plane 1: Plane enabled

```

```
Plane 2: Plane enabled
Plane 3: Plane enabled
Plane 4: Links ok
Plane 5: Links ok
PFE #1
Plane 0: Plane enabled
Plane 1: Plane enabled
Plane 2: Plane enabled
Plane 3: Plane enabled
Plane 4: Links ok
Plane 5: Links ok
PFE #2
Plane 0: Plane enabled
Plane 1: Plane enabled
Plane 2: Plane enabled
Plane 3: Plane enabled
Plane 4: Links ok
Plane 5: Links ok
PFE #3
Plane 0: Plane enabled
Plane 1: Plane enabled
Plane 2: Plane enabled
Plane 3: Plane enabled
Plane 4: Links ok
Plane 5: Links ok
FPC 1
PFE #0
Plane 0: Plane enabled
Plane 1: Plane enabled
Plane 2: Plane enabled
Plane 3: Plane enabled
Plane 4: Plane enabled
Plane 5: Plane enabled
PFE #1
Plane 0: Plane enabled
Plane 1: Plane enabled
Plane 2: Plane enabled
Plane 3: Plane enabled
Plane 4: Plane enabled
Plane 5: Plane enabled
FPC 2
PFE #0
Plane 0: Plane enabled
Plane 1: Plane enabled
Plane 2: Plane enabled
Plane 3: Plane enabled
Plane 4: Links ok
Plane 5: Links ok
PFE #1
Plane 0: Plane enabled
Plane 1: Plane enabled
Plane 2: Plane enabled
Plane 3: Plane enabled
Plane 4: Links ok
Plane 5: Links ok
PFE #2
Plane 0: Plane enabled
Plane 1: Plane enabled
Plane 2: Plane enabled
Plane 3: Plane enabled
```

Plane 4: Links ok
...

show chassis fabric fpcs (MX240 with AS MLC Modular Carrier Card)

In the following output, FPC 1 is the AS MLC modular carrier card (AS MCC).

```
user@host>show chassis fabric fpcs
FPC 1
  PFE #0
    Plane 0: Plane enabled
    Plane 1: Plane enabled
    Plane 2: Plane enabled
    Plane 3: Plane enabled
    Plane 4: Plane enabled
    Plane 5: Unused
    Plane 6: Plane enabled
    Plane 7: Unused
FPC 2
  PFE #0
    Plane 0: Plane enabled
    Plane 1: Plane enabled
    Plane 2: Plane enabled
    Plane 3: Plane enabled
    Plane 4: Plane enabled
    Plane 5: Plane enabled
    Plane 6: Plane enabled
    Plane 7: Plane enabled
```

show chassis fabric fpcs (MX480 with AS MLC Modular Carrier Card)

In the following output, FPC 5 is the AS MLC modular carrier card (AS MCC).

```
user@host>show chassis fabric fpcs
FPC 2
  PFE #0
    Plane 0: Plane enabled
    Plane 1: Plane enabled
    Plane 2: Plane enabled
    Plane 3: Plane enabled
    Plane 4: Plane enabled
    Plane 5: Plane enabled
    Plane 6: Plane enabled
    Plane 7: Plane enabled
FPC 4
  PFE #0
    Plane 0: Plane enabled
    Plane 1: Plane enabled
    Plane 2: Plane enabled
    Plane 3: Plane enabled
    Plane 4: Links ok
    Plane 5: Links ok
    Plane 6: Links ok
    Plane 7: Links ok
  PFE #2
    Plane 0: Plane enabled
    Plane 1: Plane enabled
    Plane 2: Plane enabled
    Plane 3: Plane enabled
    Plane 4: Links ok
    Plane 5: Links ok
```

```
Plane 6: Links ok
Plane 7: Links ok
FPC 5
PFE #0
Plane 0: Plane enabled
Plane 1: Plane enabled
Plane 2: Plane enabled
Plane 3: Plane enabled
Plane 4: Plane enabled
Plane 5: Unused
Plane 6: Plane enabled
Plane 7: Unused
```

show chassis fabric fpcs (MX480 Router with MPC4E)

In the following output, **FPC4** is the MPC4E (MPC4E-3D-32XGE-SFPP) card.

```
user@host > show chassis fabric fpcs
```

```
Fabric management FPC state:
FPC 0
PFE #0
Plane 0: Links ok
Plane 1: Links ok
Plane 2: Plane enabled
Plane 3: Plane enabled
Plane 4: Plane enabled
Plane 5: Links ok
Plane 6: Plane enabled
Plane 7: Links ok
PFE #1
Plane 0: Links ok
Plane 1: Links ok
Plane 2: Plane enabled
Plane 3: Plane enabled
Plane 4: Plane enabled
Plane 5: Links ok
Plane 6: Plane enabled
Plane 7: Links ok
FPC 1
PFE #0
Plane 0: Links ok
Plane 1: Links ok
Plane 2: Plane enabled
Plane 3: Plane enabled
Plane 4: Plane enabled
Plane 5: Links ok
Plane 6: Plane enabled
Plane 7: Links ok
PFE #1
Plane 0: Links ok
Plane 1: Links ok
Plane 2: Plane enabled
Plane 3: Plane enabled
Plane 4: Plane enabled
Plane 5: Links ok
Plane 6: Plane enabled
Plane 7: Links ok
PFE #2
Plane 0: Links ok
Plane 1: Links ok
Plane 2: Plane enabled
```

```

Plane 3: Plane enabled
Plane 4: Plane enabled
Plane 5: Links ok
Plane 6: Plane enabled
Plane 7: Links ok
PFE #3
Plane 0: Links ok
Plane 1: Links ok
Plane 2: Plane enabled
Plane 3: Plane enabled
Plane 4: Plane enabled
Plane 5: Links ok
Plane 6: Plane enabled

FPC 3
PFE #0
Plane 0: Links ok
Plane 1: Links ok
Plane 2: Plane enabled
Plane 3: Plane enabled
Plane 4: Plane enabled
Plane 5: Links ok
Plane 6: Plane enabled
Plane 7: Links ok

FPC 4
PFE #0
Plane 0: Links ok
Plane 1: Links ok
Plane 2: Plane enabled
Plane 3: Plane enabled
Plane 4: Plane enabled
Plane 5: Unused
Plane 6: Plane enabled
Plane 7: Unused

PFE #1
Plane 0: Links ok
Plane 1: Links ok
Plane 2: Plane enabled
Plane 3: Plane enabled
Plane 4: Plane enabled
Plane 5: Unused
Plane 6: Plane enabled
Plane 7: Unused

```

show chassis fabric fpcs (MX960 with AS MLC Modular Carrier Card)

In the following output, FPC 5 is the AS MLC modular carrier card (AS MCC).

```

user@host>show chassis fabric fpcs
Fabric management FPC state:
FPC 0
PFE #0
Plane 0: Plane enabled
Plane 1: Plane enabled
Plane 2: Plane enabled
Plane 3: Plane enabled
Plane 4: Links ok
Plane 5: Links ok
PFE #1
Plane 0: Plane enabled
Plane 1: Plane enabled

```

```

        Plane 2: Plane enabled
        Plane 3: Plane enabled
        Plane 4: Links ok
        Plane 5: Links ok
FPC 1
  PFE #0
    Plane 0: Plane enabled
    Plane 1: Plane enabled
    Plane 2: Plane enabled
    Plane 3: Plane enabled
    Plane 4: Links ok
    Plane 5: Links ok
FPC 4
  PFE #0
    Plane 0: Plane enabled
    Plane 1: Plane enabled
    Plane 2: Plane enabled
    Plane 3: Plane enabled
    Plane 4: Links ok
    Plane 5: Links ok
  PFE #1
    Plane 0: Plane enabled
    Plane 1: Plane enabled
    Plane 2: Plane enabled
    Plane 3: Plane enabled
    Plane 4: Links ok
    Plane 5: Links ok
  PFE #2
    Plane 0: Plane enabled
    Plane 1: Plane enabled
    Plane 2: Plane enabled
    Plane 3: Plane enabled
    Plane 4: Links ok
    Plane 5: Links ok
  PFE #3
    Plane 0: Plane enabled
    Plane 1: Plane enabled
    Plane 2: Plane enabled
    Plane 3: Plane enabled
    Plane 4: Links ok
    Plane 5: Links ok
FPC 5
  PFE #0
    Plane 0: Plane enabled
    Plane 1: Plane enabled
    Plane 2: Plane enabled
    Plane 3: Plane enabled
    Plane 4: Links ok
    Plane 5: Links ok
FPC 8
  PFE #0
    Plane 0: Plane enabled
    Plane 1: Plane enabled
    Plane 2: Plane enabled
    Plane 3: Plane enabled
    Plane 4: Links ok
    Plane 5: Links ok
  PFE #1
    Plane 0: Plane enabled
    Plane 1: Plane enabled
    Plane 2: Plane enabled

```

```

Plane 3: Plane enabled
Plane 4: Links ok
Plane 5: Links ok
PFE #2
Plane 0: Plane enabled
Plane 1: Plane enabled
Plane 2: Plane enabled
Plane 3: Plane enabled
Plane 4: Links ok
Plane 5: Links ok
PFE #3
Plane 0: Plane enabled
Plane 1: Plane enabled
Plane 2: Plane enabled
Plane 3: Plane enabled
Plane 4: Links ok
Plane 5: Links ok

```

show chassis fabric fpcs (MX2010 Router)

```

user@host> show chassis fabric fpcs
Fabric management FPC state:
FPC 0
PFE #0
Plane 0: Plane enabled
Plane 1: Plane enabled
Plane 2: Plane enabled
Plane 3: Plane disabled
Plane 4: Plane enabled
Plane 5: Plane enabled
Plane 6: Plane enabled
Plane 7: Plane enabled
PFE #1
Plane 0: Plane enabled
Plane 1: Plane enabled
Plane 2: Plane enabled
Plane 3: Plane disabled
Plane 4: Plane enabled
Plane 5: Plane enabled
Plane 6: Plane enabled
Plane 7: Plane enabled
FPC 1
PFE #0
Plane 0: Plane enabled
Plane 1: Plane enabled
Plane 2: Plane enabled
Plane 3: Plane disabled
Plane 4: Plane enabled
Plane 5: Plane enabled
Plane 6: Plane enabled
Plane 7: Plane enabled
FPC 2
PFE #0
Plane 0: Plane enabled
Plane 1: Plane enabled
Plane 2: Plane enabled
Plane 3: Plane disabled
Plane 4: Plane enabled
Plane 5: Plane enabled
Plane 6: Plane enabled
Plane 7: Plane enabled

```

```

PFE #1
  Plane 0: Plane enabled
  Plane 1: Plane enabled
  Plane 2: Plane enabled
  Plane 3: Plane disabled
  Plane 4: Plane enabled
  Plane 5: Plane enabled
  Plane 6: Plane enabled
  Plane 7: Plane enabled
FPC 3
  PFE #0
    Plane 0: Plane enabled
    Plane 1: Plane enabled
    Plane 2: Plane enabled
    Plane 3: Plane disabled
    Plane 4: Plane enabled
  Plane 5: Plane enabled
    Plane 6: Plane enabled
    Plane 7: Plane enabled
  PFE #1
    Plane 0: Plane enabled
    Plane 1: Plane enabled
    Plane 2: Plane enabled
    Plane 3: Plane disabled
    Plane 4: Plane enabled
    Plane 5: Plane enabled
    Plane 6: Plane enabled
    Plane 7: Plane enabled
  PFE #2
    Plane 0: Plane enabled
    Plane 1: Plane enabled
    Plane 2: Plane enabled
    Plane 3: Plane disabled
    Plane 4: Plane enabled
    Plane 5: Plane enabled
    Plane 6: Plane enabled
    Plane 7: Plane enabled
  PFE #3
    Plane 0: Plane enabled
    Plane 1: Plane enabled
    Plane 2: Plane enabled
    Plane 3: Plane disabled
    Plane 4: Plane enabled
    Plane 5: Plane enabled
    Plane 6: Plane enabled
    Plane 7: Plane enabled
FPC 4
  PFE #0
    Plane 0: Plane enabled
    Plane 1: Plane enabled
    Plane 2: Plane enabled
    Plane 3: Plane disabled
    Plane 4: Plane enabled
    Plane 5: Plane enabled
    Plane 6: Plane enabled
    Plane 7: Plane enabled
FPC 5
  PFE #0
    Plane 0: Plane enabled
    Plane 1: Plane enabled
    Plane 2: Plane enabled

```



```
Plane 3: Plane disabled
Plane 4: Plane enabled
Plane 5: Plane enabled
Plane 6: Plane enabled
Plane 7: Plane enabled
PFE #1
Plane 0: Plane enabled
Plane 1: Plane enabled
Plane 2: Plane enabled
Plane 3: Plane disabled
Plane 4: Plane enabled
Plane 5: Plane enabled
Plane 6: Plane enabled
Plane 7: Plane enabled
FPC 6
PFE #0
Plane 0: Plane enabled
Plane 1: Plane enabled
Plane 2: Plane enabled
Plane 3: Plane disabled
Plane 4: Plane enabled
Plane 5: Plane enabled
Plane 6: Plane enabled
Plane 7: Plane enabled
PFE #1
Plane 0: Plane enabled
Plane 1: Plane enabled
Plane 2: Plane enabled
Plane 3: Plane disabled
Plane 4: Plane enabled
Plane 5: Plane enabled
Plane 6: Plane enabled
Plane 7: Plane enabled
PFE #2
Plane 0: Plane enabled
Plane 1: Plane enabled
Plane 2: Plane enabled
Plane 3: Plane disabled
Plane 4: Plane enabled
Plane 5: Plane enabled
Plane 6: Plane enabled
Plane 7: Plane enabled
PFE #3
Plane 0: Plane enabled
Plane 1: Plane enabled
Plane 2: Plane enabled
Plane 3: Plane disabled
Plane 4: Plane enabled
Plane 5: Plane enabled
Plane 6: Plane enabled
Plane 7: Plane enabled
FPC 7
PFE #0
Plane 0: Plane enabled
Plane 1: Plane enabled
Plane 2: Plane enabled
Plane 3: Plane disabled
Plane 4: Plane enabled
Plane 5: Plane enabled
Plane 6: Plane enabled
Plane 7: Plane enabled
```

```
PFE #1
  Plane 0: Plane enabled
  Plane 1: Plane enabled
  Plane 2: Plane enabled
  Plane 3: Plane disabled
  Plane 4: Plane enabled
Plane 5: Plane enabled
  Plane 6: Plane enabled
  Plane 7: Plane enabled
FPC 8
  PFE #0
    Plane 0: Plane enabled
    Plane 1: Plane enabled
    Plane 2: Plane enabled
    Plane 3: Plane disabled
    Plane 4: Plane enabled
    Plane 5: Plane enabled
    Plane 6: Plane enabled
    Plane 7: Plane enabled
FPC 9
  PFE #0
    Plane 0: Plane enabled
    Plane 1: Plane enabled
    Plane 2: Plane enabled
    Plane 3: Plane disabled
    Plane 4: Plane enabled
    Plane 5: Plane enabled
    Plane 6: Plane enabled
    Plane 7: Plane enabled
  PFE #1
    Plane 0: Plane enabled
    Plane 1: Plane enabled
    Plane 2: Plane enabled
    Plane 3: Plane disabled
    Plane 4: Plane enabled
    Plane 5: Plane enabled
    Plane 6: Plane enabled
    Plane 7: Plane enabled
```

show chassis fabric fpcs (MX2020 Router)

```
user@host> show chassis fabric fpcs
Fabric management FPC state:
FPC 0
  PFE #0
    Plane 0: Plane enabled
    Plane 1: Plane enabled
    Plane 2: Plane enabled
    Plane 3: Plane enabled
    Plane 4: Plane enabled
    Plane 5: Plane enabled
    Plane 6: Plane enabled
    Plane 7: Plane enabled
  PFE #1
    Plane 0: Plane enabled
    Plane 1: Plane enabled
    Plane 2: Plane enabled
    Plane 3: Plane enabled
    Plane 4: Plane enabled
    Plane 5: Plane enabled
    Plane 6: Plane enabled
```

```
Plane 7: Plane enabled
PFE #2
Plane 0: Plane enabled
Plane 1: Plane enabled
Plane 2: Plane enabled
Plane 3: Plane enabled
Plane 4: Plane enabled
Plane 5: Plane enabled
Plane 6: Plane enabled
Plane 7: Plane enabled
PFE #3
Plane 0: Plane enabled
Plane 1: Plane enabled
Plane 2: Plane enabled
Plane 3: Plane enabled
Plane 4: Plane enabled
Plane 5: Plane enabled
Plane 6: Plane enabled
Plane 7: Plane enabled
FPC 1
PFE #0
Plane 0: Plane enabled
Plane 1: Plane enabled
Plane 2: Plane enabled
Plane 3: Plane enabled
Plane 4: Plane enabled
Plane 5: Plane enabled
Plane 6: Plane enabled
Plane 7: Plane enabled
PFE #1
Plane 0: Plane enabled
Plane 1: Plane enabled
Plane 2: Plane enabled
Plane 3: Plane enabled
Plane 4: Plane enabled
Plane 5: Plane enabled
Plane 6: Plane enabled
Plane 7: Plane enabled
PFE #2
Plane 0: Plane enabled
Plane 1: Plane enabled
Plane 2: Plane enabled
Plane 3: Plane enabled
Plane 4: Plane enabled
Plane 5: Plane enabled
Plane 6: Plane enabled
Plane 7: Plane enabled
PFE #3
Plane 0: Plane enabled
Plane 1: Plane enabled
Plane 2: Plane enabled
Plane 3: Plane enabled
Plane 4: Plane enabled
Plane 5: Plane enabled
Plane 6: Plane enabled
Plane 7: Plane enabled
FPC 2
PFE #0
Plane 0: Plane enabled
Plane 1: Plane enabled
Plane 2: Plane enabled
```

```

Plane 3: Plane enabled
Plane 4: Plane enabled
Plane 5: Plane enabled
Plane 6: Plane enabled
Plane 7: Plane enabled
PFE #1
Plane 0: Plane enabled
Plane 1: Plane enabled
Plane 2: Plane enabled
Plane 3: Plane enabled
Plane 4: Plane enabled
Plane 5: Plane enabled
Plane 6: Plane enabled
Plane 7: Plane enabled
PFE #2
Plane 0: Plane enabled
Plane 1: Plane enabled
Plane 2: Plane enabled
Plane 3: Plane enabled
Plane 4: Plane enabled
Plane 5: Plane enabled
Plane 6: Plane enabled
Plane 7: Plane enabled
PFE #3
Plane 0: Plane enabled
Plane 1: Plane enabled
Plane 2: Plane enabled
Plane 3: Plane enabled
Plane 4: Plane enabled
Plane 5: Plane enabled
Plane 6: Plane enabled
Plane 7: Plane enabled
FPC 3
PFE #0
Plane 0: Plane enabled
Plane 1: Plane enabled
Plane 2: Plane enabled
Plane 3: Plane enabled
Plane 4: Plane enabled
Plane 5: Plane enabled
Plane 6: Plane enabled
Plane 7: Plane enabled
PFE #1
Plane 0: Plane enabled
Plane 1: Plane enabled
Plane 2: Plane enabled
Plane 3: Plane enabled
Plane 4: Plane enabled
Plane 5: Plane enabled
Plane 6: Plane enabled
Plane 7: Plane enabled
PFE #2
Plane 0: Plane enabled
Plane 1: Plane enabled
Plane 2: Plane enabled
Plane 3: Plane enabled
Plane 4: Plane enabled
Plane 5: Plane enabled
Plane 6: Plane enabled
Plane 7: Plane enabled
PFE #3

```

```

Plane 0: Plane enabled
Plane 1: Plane enabled
Plane 2: Plane enabled
Plane 3: Plane enabled
Plane 4: Plane enabled
Plane 5: Plane enabled
Plane 6: Plane enabled
Plane 7: Plane enabled
FPC 4
...
```

show chassis fabric fpcs (MX2020 Router with MPC4E)

```

user@host > show chassis fabric fpcs
Fabric management FPC state:
FPC 0
  PFE #0
    Plane 0: Plane enabled
    Plane 1: Plane enabled
    Plane 2: Plane enabled
    Plane 3: Plane enabled
    Plane 4: Plane enabled
    Plane 5: Plane enabled
    Plane 6: Plane enabled
    Plane 7: Plane enabled
  PFE #1
    Plane 0: Plane enabled
    Plane 1: Plane enabled
    Plane 2: Plane enabled
    Plane 3: Plane enabled
    Plane 4: Plane enabled
    Plane 5: Plane enabled
    Plane 6: Plane enabled
    Plane 7: Plane enabled
FPC 9
  PFE #0
    Plane 0: Plane enabled
    Plane 1: Plane enabled
    Plane 2: Plane enabled
    Plane 3: Plane enabled
    Plane 4: Plane enabled
    Plane 5: Plane enabled
    Plane 6: Plane enabled
    Plane 7: Plane enabled
  PFE #1
    Plane 0: Plane enabled
    Plane 1: Plane enabled
    Plane 2: Plane enabled
    Plane 3: Plane enabled
    Plane 4: Plane enabled
    Plane 5: Plane enabled
    Plane 6: Plane enabled
    Plane 7: Plane enabled
FPC 10
  PFE #0
    Plane 0: Plane enabled
    Plane 1: Plane enabled
    Plane 2: Plane enabled
    Plane 3: Plane enabled
    Plane 4: Plane enabled
    Plane 5: Plane enabled
```

```

        Plane 6: Plane enabled
        Plane 7: Plane enabled
FPC 14
  PFE #0
    Plane 0: Plane enabled
    Plane 1: Plane enabled
    Plane 2: Plane enabled
    Plane 3: Plane enabled
    Plane 4: Plane enabled
    Plane 5: Plane enabled
    Plane 6: Plane enabled
    Plane 7: Plane enabled
  PFE #1
    Plane 0: Plane enabled
    Plane 1: Plane enabled
    Plane 2: Plane enabled
    Plane 3: Plane enabled
    Plane 4: Plane enabled
    Plane 5: Plane enabled
    Plane 6: Plane enabled
    Plane 7: Plane enabled
FPC 19
  PFE #0
    Plane 0: Plane enabled
    Plane 1: Plane enabled
    Plane 2: Plane enabled
    Plane 3: Plane enabled
    Plane 4: Plane enabled
    Plane 5: Plane enabled
    Plane 6: Plane enabled
    Plane 7: Plane enabled
  PFE #1
    Plane 0: Plane enabled
    Plane 1: Plane enabled
    Plane 2: Plane enabled
    Plane 3: Plane enabled
    Plane 4: Plane enabled
    Plane 5: Plane enabled
    Plane 6: Plane enabled
    Plane 7: Plane enabled
  PFE #2
    Plane 0: Plane enabled
    Plane 1: Plane enabled
    Plane 2: Plane enabled
    Plane 3: Plane enabled
    Plane 4: Plane enabled
    Plane 5: Plane enabled
    Plane 6: Plane enabled
    Plane 7: Plane enabled
  PFE #3
    Plane 0: Plane enabled
    Plane 1: Plane enabled
    Plane 2: Plane enabled
    Plane 3: Plane enabled
    Plane 4: Plane enabled
    Plane 5: Plane enabled
    Plane 6: Plane enabled
    Plane 7: Plane enabled

```

show chassis fabric fpcs (MX2020 Router with SFB2)

```
user@host> show chassis fabric fpcs extended
```

```
Fabric management FPC state:
```

```
FPC 0
```

```
PFE #0
```

```
Plane 0: Plane enabled
Plane 1: Plane enabled
Plane 2: Plane enabled
Plane 3: Destination error
Plane 4: Plane enabled
Plane 5: Plane enabled
Plane 6: Plane enabled
Plane 7: Plane enabled
Plane 8: Destination error
Plane 9: Destination error
Plane 10: Destination error
Plane 11: Destination error
Plane 12: Plane enabled
Plane 13: Plane enabled
Plane 14: Plane enabled
Plane 15: Plane enabled
Plane 16: Plane enabled
Plane 17: Plane enabled
Plane 18: Plane disabled
Plane 19: Plane disabled
Plane 20: Plane disabled
Plane 21: Destination error
Plane 22: Plane enabled
Plane 23: Plane enabled
```

```
FPC 1
```

```
PFE #0
```

```
Plane 0: Plane enabled
Plane 1: Plane enabled
Plane 2: Plane enabled
Plane 3: Plane enabled
Plane 4: Plane enabled
Plane 5: Plane enabled
Plane 6: Plane enabled
Plane 7: Plane enabled
Plane 8: Plane enabled
Plane 9: Plane enabled
Plane 10: Plane enabled
Plane 11: Plane enabled
Plane 12: Plane enabled
Plane 13: Plane enabled
Plane 14: Plane enabled
Plane 15: Plane enabled
Plane 16: Plane enabled
Plane 17: Plane enabled
Plane 18: Plane disabled
Plane 19: Plane disabled
Plane 20: Plane disabled
Plane 21: Plane enabled
Plane 22: Plane enabled
Plane 23: Plane enabled
```

```
PFE #1
```

```
Plane 0: Plane enabled
Plane 1: Plane enabled
Plane 2: Plane enabled
Plane 3: Plane enabled
```

Plane 4: Plane enabled
 Plane 5: Plane enabled
 Plane 6: Plane enabled
 Plane 7: Plane enabled
 Plane 8: Plane enabled
 Plane 9: Plane enabled
 Plane 10: Plane enabled
 Plane 11: Plane enabled
 Plane 12: Plane enabled
 Plane 13: Plane enabled
 Plane 14: Plane enabled
 Plane 15: Plane enabled
 Plane 16: Plane enabled
 Plane 17: Plane enabled
 Plane 18: Plane disabled
 Plane 19: Plane disabled
 Plane 20: Plane disabled
 Plane 21: Plane enabled
 Plane 22: Plane enabled
 Plane 23: Plane enabled

PFE #2

Plane 0: Plane enabled
 Plane 1: Plane enabled
 Plane 2: Plane enabled
 Plane 3: Plane enabled
 Plane 4: Plane enabled
 Plane 5: Plane enabled
 Plane 6: Plane enabled
 Plane 7: Plane enabled
 Plane 8: Plane enabled
 Plane 9: Plane enabled
 Plane 10: Plane enabled
 Plane 11: Plane enabled
 Plane 12: Plane enabled
 Plane 13: Plane enabled
 Plane 14: Plane enabled
 Plane 15: Plane enabled
 Plane 16: Plane enabled
 Plane 17: Plane enabled
 Plane 18: Plane disabled
 Plane 19: Plane disabled
 Plane 20: Plane disabled
 Plane 21: Plane enabled
 Plane 22: Plane enabled
 Plane 23: Plane enabled

PFE #3

Plane 0: Plane enabled
 Plane 1: Plane enabled
 Plane 2: Plane enabled
 Plane 3: Plane enabled
 Plane 4: Plane enabled
 Plane 5: Plane enabled
 Plane 6: Plane enabled
 Plane 7: Plane enabled
 Plane 8: Plane enabled
 Plane 9: Plane enabled
 Plane 10: Plane enabled
 Plane 11: Plane enabled
 Plane 12: Plane enabled
 Plane 13: Plane enabled
 Plane 14: Plane enabled


```
Plane 15: Plane enabled
Plane 16: Plane enabled
Plane 17: Plane enabled
Plane 18: Plane disabled
Plane 19: Plane disabled
Plane 20: Plane disabled
Plane 21: Plane enabled
Plane 22: Plane enabled
Plane 23: Plane enabled
...
```

FPC 19

PFE #0

```
Plane 0: Plane enabled
Plane 1: Plane enabled
Plane 2: Plane enabled
Plane 3: Plane enabled
Plane 4: Plane enabled
Plane 5: Plane enabled
Plane 6: Plane enabled
Plane 7: Plane enabled
Plane 8: Plane enabled
Plane 9: Plane enabled
Plane 10: Plane enabled
Plane 11: Plane enabled
Plane 12: Plane enabled
Plane 13: Plane enabled
Plane 14: Plane enabled
Plane 15: Plane enabled
Plane 16: Plane enabled
Plane 17: Plane enabled
Plane 18: Unused
Plane 19: Unused
Plane 20: Unused
Plane 21: Plane enabled
Plane 22: Plane enabled
Plane 23: Plane enabled
```

PFE #1

```
Plane 0: Plane enabled
Plane 1: Plane enabled
Plane 2: Plane enabled
Plane 3: Plane enabled
Plane 4: Plane enabled
Plane 5: Plane enabled
Plane 6: Plane enabled
Plane 7: Plane enabled
Plane 8: Plane enabled
Plane 9: Plane enabled
Plane 10: Plane enabled
Plane 11: Plane enabled
Plane 12: Plane enabled
Plane 13: Plane enabled
Plane 14: Plane enabled
Plane 15: Plane enabled
Plane 16: Plane enabled
Plane 17: Plane enabled
Plane 18: Unused
Plane 19: Unused
Plane 20: Unused
Plane 21: Plane enabled
Plane 22: Plane enabled
```

```
Plane 23: Plane enabled
PFE #2
Plane 0: Plane enabled
Plane 1: Plane enabled
Plane 2: Plane enabled
Plane 3: Plane enabled
Plane 4: Plane enabled
Plane 5: Plane enabled
Plane 6: Plane enabled
Plane 7: Plane enabled
Plane 8: Plane enabled
Plane 9: Plane enabled
Plane 10: Plane enabled
Plane 11: Plane enabled
Plane 12: Plane enabled
Plane 13: Plane enabled
Plane 14: Plane enabled
Plane 15: Plane enabled
Plane 16: Plane enabled
Plane 17: Plane enabled
Plane 18: Unused
Plane 19: Unused
Plane 20: Unused
Plane 21: Plane enabled
Plane 22: Plane enabled
Plane 23: Plane enabled
PFE #3
Plane 0: Plane enabled
Plane 1: Plane enabled
Plane 2: Plane enabled
Plane 3: Plane enabled
Plane 4: Plane enabled
Plane 5: Plane enabled
Plane 6: Plane enabled
Plane 7: Plane enabled
Plane 8: Plane enabled
Plane 9: Plane enabled
Plane 10: Plane enabled
Plane 11: Plane enabled
Plane 12: Plane enabled
Plane 13: Plane enabled
Plane 14: Plane enabled
Plane 15: Plane enabled
Plane 16: Plane enabled
Plane 17: Plane enabled
Plane 18: Unused
Plane 19: Unused
Plane 20: Unused
Plane 21: Plane enabled
Plane 22: Plane enabled
Plane 23: Plane enabled
```

show chassis fabric fpcs (T320 Router)

```
user@host> show chassis fabric fpcs
FPC #3
PFE #1
SIB #0
    Links ok
SIB #1
    Plane enabled
```

```

SIB #2
Plane enabled
FPC #5
PFE #1
SIB #0
Links ok
SIB #1
Plane enabled
SIB #2
Plane enabled
FPC #7
PFE #1
SIB #0
Links ok
SIB #1
Plane enabled
SIB #2
Plane enabled

```

show chassis fabric fpcs (T640 Router)

```

user@host> show chassis fabric fpcs
Fabric management FPC state:

```

```

FPC #2
PFE #1
SIB #0
Links ok
SIB #1
Plane enabled
SIB #2
Plane enabled
SIB #3
Plane enabled
SIB #4
Plane enabled
FPC #3
PFE #1
SIB #2
Plane enabled
SIB #3
Link error
Destination error on PFEs
8 9 10 11 12 13 14 15 16 17 18 19 20 21
SIB #4
Destination error on PFEs
8 9 10 11 12 13 14 15 16 17 18 19 20 21
...

```

show chassis fabric fpcs (TX Matrix Router)

```

user@host> show chassis fabric fpcs
lcc0-re0:

```

```

-----
Fabric management FPC state:

```

```

FPC #0
PFE #1
SIB #0
Links ok
SIB #2
Links ok

```

```

SIB #3
    Links ok
SIB #4
    Links ok
FPC #2
PFE #1
    SIB #0
        Links ok
    SIB #2
        Links ok
    SIB #3
        Links ok
    SIB #4
        Links ok
FPC #3
PFE #1
    SIB #2
        Plane enabled
    SIB #3
        Link error
        Destination error on PFes
        0  1  2  3  4  5  6  7
        8  9 10 11 12 13 14 15 16 17 18 19 20 21
    SIB #4
        Destination error on PFes
        0  1  2  3  4  5  6  7
        8  9 10 11 12 13 14 15 16 17 18 19 20 21
...
FPC #4
PFE #0
    SIB #4 Links ok
PFE #1
    SIB #4 Links ok
FPC #5
PFE #1
    SIB #4 Links ok
FPC #6
PFE #1
    SIB #4 Links ok

lcc2-re0:
-----
Fabric management FPC state:
FPC #0
PFE #1
    SIB #4 Links ok
FPC #1
PFE #1
    SIB #4 Links ok
FPC #2
PFE #0
    SIB #4 Links ok
PFE #1
    SIB #4 Links ok
FPC #4
PFE #0
    SIB #4 Links ok
PFE #1
    SIB #4 Links ok
FPC #5
PFE #1
    SIB #4 Links ok

```

show chassis fabric fpcs (TX Matrix Router with 3D SIBs)

```
user@host> show chassis fabric fpcs
1cc0-re0:
```

```
-----
Fabric management FPC state:
```

```
FPC #0
```

```
  PFE #0
```

```
    SIB #0
```

```
      Links ok
```

```
    SIB #1
```

```
      Links ok
```

```
    SIB #2
```

```
      Links ok
```

```
    SIB #3
```

```
      Links ok
```

```
    SIB #4
```

```
      Links ok
```

```
  PFE #1
```

```
    SIB #0
```

```
      Links ok
```

```
    SIB #1
```

```
      Links ok
```

```
    SIB #2
```

```
      Links ok
```

```
    SIB #3
```

```
      Links ok
```

```
    SIB #4
```

```
      Links ok
```

```
FPC #3
```

```
  PFE #0
```

```
    SIB #0
```

```
      Links ok
```

```
    SIB #1
```

```
      Links ok
```

```
    SIB #2
```

```
      Links ok
```

```
    SIB #3
```

```
      Links ok
```

```
    SIB #4
```

```
      Links ok
```

```
  PFE #1
```

```
    SIB #0
```

```
      Links ok
```

```
    SIB #1
```

```
      Links ok
```

```
    SIB #2
```

```
      Links ok
```

```
    SIB #3
```

```
      Links ok
```

```
    SIB #4
```

```
      Links ok
```

```
FPC #4
```

```
  PFE #0
```

```
    SIB #0
```

```
      Links ok
```

```
    SIB #1
```

```
      Links ok
```

```
    SIB #2
```

```
      Links ok
```

```
    SIB #3
```

```

        SIB #4      Links ok
        SIB #4      Links ok
    PFE #1
        SIB #0      Links ok
        SIB #1      Links ok
        SIB #2      Links ok
        SIB #3      Links ok
        SIB #4      Links ok
    FPC #5
    PFE #0
        SIB #0      Links ok
        SIB #1      Links ok
        SIB #2      Links ok
        SIB #3      Links ok
        SIB #4      Links ok
    PFE #1
        SIB #0      Links ok
        SIB #1      Links ok
        SIB #2      Links ok
        SIB #3      Links ok
        SIB #4      Links ok
    FPC #6
    PFE #0
        SIB #0      Links ok
        SIB #1      Links ok
        SIB #2      Links ok
        SIB #3      Links ok
        SIB #4      Links ok
    PFE #1
        SIB #0      Links ok
        SIB #1      Links ok
        SIB #2      Links ok
        SIB #3      Links ok
        SIB #4      Links ok

```

```

lcc2-re0:
-----

lcc4-re0:
-----
Fabric management FPC state:
FPC #2
  PFE #0
    SIB #0
      Links ok
    SIB #1
      Links ok
    SIB #2
      Links ok
    SIB #3
      Links ok
    SIB #4
      Links ok
  PFE #1
    SIB #0
      Links ok
    SIB #1
      Links ok
    SIB #2
      Links ok
    SIB #3
      Links ok
    SIB #4
      Links ok
FPC #3
  PFE #0
    SIB #0
      Links ok
    SIB #1
      Links ok
    SIB #2
      Links ok
    SIB #3
      Links ok
    SIB #4
      Links ok
  PFE #1
    SIB #0
      Links ok
    SIB #1
      Links ok
    SIB #2
      Links ok
    SIB #3
      Links ok
    SIB #4
      Links ok

lcc6-re0:
-----

```

show chassis fabric fpcs lcc (TX Matrix Router with 3D SIBs)

```

user@host> show chassis fabric fpcs lcc 4
lcc4-re0:
-----

```

Fabric management FPC state:

FPC #2

PFE #0

SIB #0

Links ok

SIB #1

Links ok

SIB #2

Links ok

SIB #3

Links ok

SIB #4

Links ok

PFE #1

SIB #0

Links ok

SIB #1

Links ok

SIB #2

Links ok

SIB #3

Links ok

SIB #4

Links ok

FPC #3

PFE #0

SIB #0

Links ok

SIB #1

Links ok

SIB #2

Links ok

SIB #3

Links ok

SIB #4

Links ok

PFE #1

SIB #0

Links ok

SIB #1

Links ok

SIB #2

Links ok

SIB #3

Links ok

SIB #4

Links ok

show chassis fabric fpcs (T1600 Router)

user@host> show chassis fabric fpcs

Fabric management FPC state:

FPC #0

PFE #0

SIB #0

Links ok

SIB #1

Plane enabled

SIB #2

Plane enabled

SIB #3


```

        Plane enabled
    SIB #4
        Plane enabled
PFE #1
    SIB #0
        Links ok
    SIB #1
        Plane enabled
    SIB #2
        Plane enabled
    SIB #3
        Plane enabled
    SIB #4
        Plane enabled
FPC #1
    PFE #0
        SIB #0
            Links ok
        SIB #1
            Plane enabled
        SIB #2
            Plane enabled
        SIB #3
            Plane enabled
        SIB #4
            Plane enabled
    PFE #1
        SIB #0
            Links ok
        SIB #1
            Plane enabled
        SIB #2
            Plane enabled
        SIB #3
            Plane enabled
        SIB #4
            Plane enabled
FPC #2
    PFE #0
        SIB #0
            Links ok
        SIB #1
            Plane enabled
        SIB #2
            Plane enabled
        SIB #3
            Plane enabled
        SIB #4
            Plane enabled
FPC #4
    PFE #0
        SIB #0
            Links ok
        SIB #1
            Plane enabled
        SIB #2
            Plane enabled
        SIB #3
            Plane enabled
        SIB #4
            Plane enabled
```

```

PFE #1
  SIB #0
    Links ok
  SIB #1
    Plane enabled
  SIB #2
    Plane enabled
  SIB #3
    Plane enabled
  SIB #4
    Plane enabled
FPC #3
  PFE #1
    SIB #2
      Plane enabled
    SIB #3
      Link error
      Destination error on PFes
      8   9   10  11  12  13  14  15  16  17  18  19  20  21
    SIB #4
      Destination error on PFes
      8   9   10  11  12  13  14  15  16  17  18  19  20  21

```

show chassis fabric fpcs (T4000 Core Router)

Fabric management FPC state:

```

FPC #2
  PFE #0
    SIB #0
      Links ok
    SIB #1
      Plane enabled
    SIB #2
      Plane enabled
    SIB #3
      Plane enabled
    SIB #4
      Plane enabled
FPC #3
  PFE #0
    SIB #0
      Links ok
    SIB #1
      Plane enabled
    SIB #2
      Plane enabled
    SIB #3
      Plane enabled
    SIB #4
      Plane enabled
FPC #5
  PFE #0
    SIB #0
      Links ok
    SIB #1
      Plane enabled
    SIB #2
      Plane enabled
    SIB #3
      Plane enabled
    SIB #4

```

```

        Plane enabled
PFE #1
  SIB #0
    Links ok
  SIB #1
    Plane enabled
  SIB #2
    Plane enabled
  SIB #3
    Plane enabled
  SIB #4
    Plane enabled
FPC #6
PFE #0
  SIB #0
    Links ok
  SIB #1
    Plane enabled
  SIB #2
    Plane enabled
  SIB #3
    Plane enabled
  SIB #4
    Plane enabled
PFE #1
  SIB #0
    Links ok
  SIB #1
    Plane enabled
  SIB #2
    Plane enabled
  SIB #3
    Plane enabled
  SIB #4
    Plane enabled

```

show chassis fabric fpcs (TX Matrix Plus Router)

```

user@host> show chassis fabric fpcs
1cc0-re0:

```

```

-----
Fabric management FPC state:

```

```

FPC #0
PFE #1
  SIB #0
    Unused
  SIB #1
    Links ok
  SIB #2
    Links ok
  SIB #3
    Links ok
  SIB #4
    Links ok
FPC #2
PFE #0
  SIB #0
    Unused
  SIB #1
    Links ok
  SIB #2

```

```

SIB #3      Links ok
SIB #4      Links ok
PFE #1
SIB #0      Unused
SIB #1      Links ok
SIB #2      Links ok
SIB #3      Links ok
SIB #4      Links ok
FPC #3
PFE #1
SIB #2      Plane enabled
SIB #3      Link error
              Destination error on PFEs
              8   9  10  11  12  13  14  15  16  17  18  19  20  21
SIB #4      Destination error on PFEs
              8   9  10  11  12  13  14  15  16  17  18  19  20  21
FPC #4
PFE #0
SIB #0      Unused
SIB #1      Links ok
SIB #2      Links ok
SIB #3      Links ok
SIB #4      Links ok
PFE #1
SIB #0      Unused
SIB #1      Links ok
SIB #2      Links ok
SIB #3      Links ok
SIB #4      Links ok
FPC #6
PFE #0
SIB #0      Unused
SIB #1      Links ok
SIB #2      Links ok
SIB #3      Links ok
SIB #4

```

```

PFE #1      Links ok
  SIB #0
    Unused
  SIB #1      Links ok
  SIB #2      Links ok
  SIB #3      Links ok
  SIB #4      Links ok
FPC #7
  PFE #0
    SIB #0
      Unused
    SIB #1      Links ok
    SIB #2      Links ok
    SIB #3      Links ok
    SIB #4      Links ok
```

lcc1-re0:

Fabric management FPC state:

```

FPC #2
  PFE #0
    SIB #0
      Links ok
    SIB #1      Links ok
    SIB #2      Links ok
    SIB #3      Links ok
    SIB #4      Links ok
  PFE #1
    SIB #0
      Links ok
    SIB #1      Links ok
    SIB #2      Links ok
    SIB #3      Links ok
    SIB #4      Links ok
FPC #4
  PFE #0
    SIB #0
      Links ok
    SIB #1      Links ok
    SIB #2      Links ok
    SIB #3      Links ok
```

```

SIB #4
  Links ok
PFE #1
  SIB #0
    Links ok
  SIB #1
    Links ok
  SIB #2
    Links ok
  SIB #3
    Destination error on PFEs      1      8      9     29     40     65     72     73
                                     93    104
SIB #4
  Links ok
FPC #6
PFE #0
  SIB #0
    Links ok
  SIB #1
    Links ok
  SIB #2
    Links ok
  SIB #3
    Links ok
  SIB #4
    Links ok
PFE #1
  SIB #0
    Links ok
  SIB #1
    Links ok
  SIB #2
    Links ok
  SIB #3
    Links ok
  SIB #4
    Links ok
FPC #7
PFE #0
  SIB #0
    Links ok
  SIB #1
    Links ok
  SIB #2
    Links ok
  SIB #3
    Links ok
  SIB #4
    Links ok

lcc2-re0:
-----
Fabric management FPC state:
FPC #0
PFE #0
  SIB #0
    Links ok
  SIB #1
    Links ok
  SIB #2

```

```

        Links ok
    SIB #3
        Links ok
    SIB #4
        Links ok
PFE #1
    SIB #0
        Links ok
    SIB #1
        Links ok
    SIB #2
        Links ok
    SIB #3
        Links ok
    SIB #4
        Links ok
FPC #2
PFE #0
    SIB #0
        Links ok
    SIB #1
        Links ok
    SIB #2
        Links ok
    SIB #3
        Links ok
    SIB #4
        Links ok
PFE #1
    SIB #0
        Links ok
    SIB #1
        Links ok
    SIB #2
        Links ok
    SIB #3
        Links ok
    SIB #4
        Links ok
FPC #4
PFE #0
    SIB #0
        Links ok
    SIB #1
        Links ok
    SIB #2
        Links ok
    SIB #3
        Links ok
    SIB #4
        Links ok
FPC #5
PFE #0
    SIB #0
        Links ok
    SIB #1
        Links ok
    SIB #2
        Links ok
    SIB #3
        Links ok
```

```

        SIB #4
        Links ok
    PFE #1
        SIB #0
        Links ok
        SIB #1
        Links ok
        SIB #2
        Links ok
        SIB #3
        Links ok
        SIB #4
        Links ok
FPC #6
    PFE #0
        SIB #0
        Links ok
        SIB #1
        Links ok
        SIB #2
        Links ok
        SIB #3
        Links ok
        SIB #4
        Links ok
    PFE #1
        SIB #0
        Links ok
        SIB #1
        Links ok
        SIB #2
        Links ok
        SIB #3
        Links ok
        SIB #4
        Links ok
FPC #7
    PFE #0
        SIB #0
        Links ok
        SIB #1
        Links ok
        SIB #2
        Links ok
        SIB #3
        Links ok
        SIB #4
        Links ok

```

```
1cc3-re0:
```

```
-----
Fabric management FPC state:
```

```

FPC #0
    PFE #0
        SIB #0
        Links ok
        SIB #1
        Links ok
        SIB #2
        Links ok
        SIB #3

```



```

        Links ok
    SIB #4
        Links ok
PFE #1
    SIB #0
        Links ok
    SIB #1
        Links ok
    SIB #2
        Links ok
    SIB #3
        Links ok
    SIB #4
        Links ok
FPC #2
PFE #0
    SIB #0
        Links ok
    SIB #1
        Links ok
    SIB #2
        Links ok
    SIB #3
        Links ok
    SIB #4
        Links ok
PFE #1
    SIB #0
        Links ok
    SIB #1
        Links ok
    SIB #2
        Links ok
    SIB #3
        Links ok
    SIB #4
        Links ok
FPC #4
PFE #0
    SIB #0
        Links ok
    SIB #1
        Links ok
    SIB #2
        Links ok
    SIB #3
        Links ok
    SIB #4
        Links ok
PFE #1
    SIB #0
        Links ok
    SIB #1
        Links ok
    SIB #2
        Links ok
    SIB #3
        Links ok
    SIB #4
        Links ok
FPC #5
```

```
PFE #0
  SIB #0
    Links ok
  SIB #1
    Links ok
  SIB #2
    Links ok
  SIB #3
    Links ok
  SIB #4
    Links ok
PFE #1
  SIB #0
    Links ok
  SIB #1
    Links ok
  SIB #2
    Links ok
  SIB #3
    Links ok
  SIB #4
    Links ok
FPC #6
  PFE #0
    SIB #0
      Links ok
    SIB #1
      Links ok
    SIB #2
      Links ok
    SIB #3
      Links ok
    SIB #4
      Links ok
  PFE #1
    SIB #0
      Links ok
    SIB #1
      Links ok
    SIB #2
      Links ok
    SIB #3
      Links ok
    SIB #4
      Links ok
FPC #7
  PFE #0
    SIB #0
      Links ok
    SIB #1
      Links ok
    SIB #2
      Links ok
    SIB #3
      Links ok
    SIB #4
      Links ok
```

show chassis fabric fpcs lcc (TX Matrix Plus Router)

```
user@host> show chassis fabric fpcs lcc 0
```

```

lcc0-re1:
-----
Fabric management FPC state:
FPC #3
  PFE #1
    SIB #2
      Plane enabled
    SIB #3
      Link error
      Destination error on PFEs
        0 1 2 3 4 5 6 7
        8 9 10 11 12 13 14 15 16 17 18 19 20 21
    SIB #4
      Destination error on PFEs
        0 1 2 3 4 5 6 7
        8 9 10 11 12 13 14 15 16 17 18 19 20 21
FPC #4
  PFE #0
    SIB #0 Links ok
    SIB #1 Links ok
    SIB #2 Links ok
    SIB #3 Links ok
    SIB #4 Links ok
  PFE #1
    SIB #0 Links ok
    SIB #1 Links ok
    SIB #2 Links ok
    SIB #3 Links ok
    SIB #4 Links ok
FPC #6
  PFE #0
    SIB #0 Links ok
    SIB #1 Links ok
    SIB #2 Links ok
    SIB #3 Links ok
    SIB #4 Links ok
  PFE #1
    SIB #0 Links ok
    SIB #1 Links ok
    SIB #2 Links ok
    SIB #3 Links ok
    SIB #4 Links ok
FPC #7
  PFE #0
    SIB #0 Links ok
    SIB #1 Links ok
    SIB #2 Links ok
    SIB #3 Links ok
    SIB #4 Links ok

```

show chassis fabric fpcs (EX8200 Switch)

```

user@host> show chassis fabric fpcs
Fabric management FPC state
FPC 6
  PFE #0
    Plane 0: Plane enabled
    Plane 1: Plane enabled
    Plane 2: Plane enabled
    Plane 3: Plane enabled
    Plane 4: Links ok
    Plane 5: Links ok
    Plane 6: Links ok

```

```

Plane 7: Links ok
Plane 8: Plane enabled
Plane 9: Plane enabled
Plane 10: Plane enabled
Plane 11: Plane enabled
PFE #1
Plane 0: Plane enabled
Plane 1: Plane enabled
Plane 2: Plane enabled
Plane 3: Plane enabled
Plane 4: Links ok
Plane 5: Links ok
Plane 6: Links ok
Plane 7: Links ok
Plane 8: Plane enabled
Plane 9: Plane enabled
Plane 10: Plane enabled
Plane 11: Plane enabled
FPC 7
PFE #0
Plane 0: Plane enabled
Plane 1: Plane enabled
Plane 2: Plane enabled
Plane 3: Plane enabled
Plane 4: Links ok
Plane 5: Links ok
Plane 6: Links ok
Plane 7: Links ok
Plane 8: Plane enabled
Plane 9: Plane enabled
Plane 10: Plane enabled
Plane 11: Plane enabled
PFE #1
Plane 0: Plane enabled
Plane 1: Plane enabled
Plane 2: Plane enabled
Plane 3: Plane enabled
Plane 4: Links ok
Plane 5: Links ok
Plane 6: Links ok
Plane 7: Links ok
Plane 8: Plane enabled
Plane 9: Plane enabled
Plane 10: Plane enabled
Plane 11: Plane enabled

```

show chassis fabric fpcs (PTX3000 Router)

```

user@host> show chassis fabric fpcs slot 8
Fabric management FPC state:
FPC #8
PFE #0
SIB0_Fcore0 (plane 0)  Plane Enabled, Links OK
SIB0_Fcore1 (plane 1)  Plane Enabled, Links OK
SIB1_Fcore0 (plane 2)  Plane Enabled, Links OK
SIB1_Fcore1 (plane 3)  Plane Enabled, Links OK
SIB2_Fcore0 (plane 4)  Plane Enabled, Links OK
SIB2_Fcore1 (plane 5)  Plane Enabled, Links OK
SIB3_Fcore0 (plane 6)  Plane Enabled, Links OK
SIB3_Fcore1 (plane 7)  Plane Enabled, Links OK
SIB4_Fcore0 (plane 8)  Plane Enabled, Links OK

```

```

SIB4_Fcore1 (plane 9)   Plane Enabled, Links OK
SIB5_Fcore0 (plane 10)  Plane Enabled, Links OK
SIB5_Fcore1 (plane 11)  Plane Enabled, Links OK
SIB6_Fcore0 (plane 12)  Plane Enabled, Links OK
SIB6_Fcore1 (plane 13)  Plane Enabled, Links OK
SIB7_Fcore0 (plane 14)  Plane Enabled, Links OK
SIB7_Fcore1 (plane 15)  Plane Enabled, Links OK
SIB8_Fcore0 (plane 16)  Plane Enabled, Links OK
SIB8_Fcore1 (plane 17)  Plane Enabled, Links OK
PFE #1
SIB0_Fcore0 (plane 0)   Plane Enabled, Links OK
SIB0_Fcore1 (plane 1)   Plane Enabled, Links OK
SIB1_Fcore0 (plane 2)   Plane Enabled, Links OK
SIB1_Fcore1 (plane 3)   Plane Enabled, Links OK
SIB2_Fcore0 (plane 4)   Plane Enabled, Links OK
SIB2_Fcore1 (plane 5)   Plane Enabled, Links OK
SIB3_Fcore0 (plane 6)   Plane Enabled, Links OK
SIB3_Fcore1 (plane 7)   Plane Enabled, Links OK
SIB4_Fcore0 (plane 8)   Plane Enabled, Links OK
SIB4_Fcore1 (plane 9)   Plane Enabled, Links OK
SIB5_Fcore0 (plane 10)  Plane Enabled, Links OK
SIB5_Fcore1 (plane 11)  Plane Enabled, Links OK
SIB6_Fcore0 (plane 12)  Plane Enabled, Links OK
SIB6_Fcore1 (plane 13)  Plane Enabled, Links OK
SIB7_Fcore0 (plane 14)  Plane Enabled, Links OK
SIB7_Fcore1 (plane 15)  Plane Enabled, Links OK
SIB8_Fcore0 (plane 16)  Plane Enabled, Links OK
SIB8_Fcore1 (plane 17)  Plane Enabled, Links OK

```

show chassis fabric fpcs (QFX10008 Switch)

```
user@host> show chassis fabric fpcs slot 0
```

```
Fabric management FPC state:
```

```
FPC #0
```

```
PFE #0
```

```

SIB0_PFO (plane 0)   Plane Enabled, Links OK
SIB0_PF1 (plane 1)   Plane Enabled, Links OK
SIB1_PFO (plane 2)   Plane Enabled, Links OK
SIB1_PF1 (plane 3)   Plane Enabled, Links OK
SIB2_PFO (plane 4)   Plane Enabled, Links OK
SIB2_PF1 (plane 5)   Plane Enabled, Links OK
SIB3_PFO (plane 6)   Plane Enabled, Links OK
SIB3_PF1 (plane 7)   Plane Enabled, Links OK
SIB4_PFO (plane 8)   Plane Enabled, Links OK
SIB4_PF1 (plane 9)   Plane Enabled, Links OK
SIB5_PFO (plane 10)  Plane Enabled, Links OK
SIB5_PF1 (plane 11)  Plane Enabled, Links OK

```

```
PFE #1
```

```

SIB0_PFO (plane 0)   Plane Enabled, Links OK
SIB0_PF1 (plane 1)   Plane Enabled, Links OK
SIB1_PFO (plane 2)   Plane Enabled, Links OK
SIB1_PF1 (plane 3)   Plane Enabled, Links OK
SIB2_PFO (plane 4)   Plane Enabled, Links OK
SIB2_PF1 (plane 5)   Plane Enabled, Links OK
SIB3_PFO (plane 6)   Plane Enabled, Links OK
SIB3_PF1 (plane 7)   Plane Enabled, Links OK
SIB4_PFO (plane 8)   Plane Enabled, Links OK
SIB4_PF1 (plane 9)   Plane Enabled, Links OK
SIB5_PFO (plane 10)  Plane Enabled, Links OK
SIB5_PF1 (plane 11)  Plane Enabled, Links OK

```

```
PFE #2
```

SIB0_PFO	(plane 0)	Plane Enabled, Links OK
SIB0_PFI	(plane 1)	Plane Enabled, Links OK
SIB1_PFO	(plane 2)	Plane Enabled, Links OK
SIB1_PFI	(plane 3)	Plane Enabled, Links OK
SIB2_PFO	(plane 4)	Plane Enabled, Links OK
SIB2_PFI	(plane 5)	Plane Enabled, Links OK
SIB3_PFO	(plane 6)	Plane Enabled, Links OK
SIB3_PFI	(plane 7)	Plane Enabled, Links OK
SIB4_PFO	(plane 8)	Plane Enabled, Links OK
SIB4_PFI	(plane 9)	Plane Enabled, Links OK
SIB5_PFO	(plane 10)	Plane Enabled, Links OK
SIB5_PFI	(plane 11)	Plane Enabled, Links OK
PFE #3		
SIB0_PFO	(plane 0)	Plane Enabled, Links OK
SIB0_PFI	(plane 1)	Plane Enabled, Links OK
SIB1_PFO	(plane 2)	Plane Enabled, Links OK
SIB1_PFI	(plane 3)	Plane Enabled, Links OK
SIB2_PFO	(plane 4)	Plane Enabled, Links OK
SIB2_PFI	(plane 5)	Plane Enabled, Links OK
SIB3_PFO	(plane 6)	Plane Enabled, Links OK
SIB3_PFI	(plane 7)	Plane Enabled, Links OK
SIB4_PFO	(plane 8)	Plane Enabled, Links OK
SIB4_PFI	(plane 9)	Plane Enabled, Links OK
SIB5_PFO	(plane 10)	Plane Enabled, Links OK
SIB5_PFI	(plane 11)	Plane Enabled, Links OK

show chassis fpc

List of Syntax	Syntax on page 159 Syntax (EX Series Switches) on page 159 Syntax (T4000 Routers) on page 159 Syntax (TX Matrix and TX Matrix Plus Routers) on page 159 Syntax (MX Series Routers and EX Series switches) on page 159 Syntax (MX104, MX2010, and MX2020 3D Universal Edge Routers) on page 159 Syntax (QFX Series) on page 159 Syntax (OCX Series) on page 159 Syntax (PTX Series Packet Transport Routers) on page 159 Syntax (ACX Series Universal Access Routers) on page 160 Syntax (ACX500 Routers) on page 160
Syntax	<pre>show chassis fpc <detail <slot>> <pic-status <slot>></pre>
Syntax (EX Series Switches)	<pre>show chassis fpc <detail <fpc-slot>> <pic-status <fpc-slot>> <fpc-slot></pre>
Syntax (T4000 Routers)	<pre>show chassis fpc <detail <fpc-slot>> <pic-status <fpc-slot>></pre>
Syntax (TX Matrix and TX Matrix Plus Routers)	<pre>show chassis fpc <detail <fpc-slot>> <pic-status <fpc-slot>> <slot></pre>
Syntax (MX Series Routers and EX Series switches)	<pre>show chassis fpc <detail <slot>> <pic-status <slot>> <all-members> <local> <member member-id></pre>
Syntax (MX104, MX2010, and MX2020 3D Universal Edge Routers)	<pre>show chassis fpc <slot> detail <detail <slot>> <pic-status <slot>> <fpc-slot></pre>
Syntax (QFX Series)	<pre>show chassis fpc <detail> <interconnect-device name <fpc-slot fpc-slot>> <node-device name></pre>
Syntax (OCX Series)	<pre>show chassis fpc <detail></pre>
Syntax (PTX Series Packet Transport Routers)	<pre>show chassis fpc <detail <fpc-slot>> <pic-status <fpc-slot>> <fpc-slot></pre>

Syntax (ACX Series Universal Access Routers)	<pre>show chassis fpc &ltdetail <fpc-slot>> <pic-status <fpc-slot>> &ltfpc-slot></pre>
Syntax (ACX500 Routers)	<pre>show chassis fpc &ltfpc-slot> detail &ltfpc-slot> pic-status &ltfpc-slot></pre>
Release Information	<p>Command introduced before Junos OS Release 7.4.</p> <p>Command introduced in Junos OS Release 9.0 for EX Series switches.</p> <p>Command introduced in Junos OS Release 11.1 for QFX Series.</p> <p>Command introduced in Junos OS Release 12.1x48 for PTX Series Packet Transport Routers.</p> <p>Command introduced in Junos OS Release 12.2 for ACX Series Universal Access Routers.</p> <p>Command introduced in Junos OS Release 12.3 for MX2020 3D Universal Edge Routers.</p> <p>Command introduced in Junos OS Release 12.3 for MX2010 3D Universal Edge Routers.</p> <p>Command introduced in Junos OS Release 13.2 for MX104 3D Universal Edge Routers.</p> <p>Command introduced in Junos OS Release 14.1X53-D20 for the OCX Series.</p> <p>Command introduced in Junos OS Release 15.1 for MX104-40G 3D Universal Edge Routers.</p>
Description	Display status information about the installed Flexible PIC Concentrators (FPCs) and PICs.
Options	none —Display status information for all FPCs. On a TX Matrix router, display status information for all FPCs on the attached T640 routers in the routing matrix. On a TX Matrix Plus router, display status information for all FPCs on the attached routers in the routing matrix.



NOTE: In EX8200 switches, line cards initialize Packet Forwarding Engine during startup. If an error occurs during hardware initialization, the FPCs with bad hardware parts power down after transferring the debug information to the Routing Engine. The Routing Engine marks the FPC offline, logs the error in system log messages (`/var/log/messages`), and generates an alarm to inform the user.

See the following sample output:

```
user@host> show chassis fpc
```

Utilization (%)	Temp	CPU	Utilization (%)	Memory
Slot State	(C)	Total	Interrupt	DRAM (MB) Heap
Buffer				
0 Empty				
1 Empty				
2 Empty				
3 Empty				
4 Empty				
5 Offline				
6 Empty				
7 Online	26	4	0	1024 0
32				

---Hard FPC error---

The following sample output shows the alarm raised for the failed FPCs:

```
user@host> show chassis alarms
4 alarms currently active
```

Alarm time	Class	Description
2011-03-24 00:52:51 UTC	Major	FPC 5 Hard errors
2011-03-24 00:52:31 UTC	Major	Fan Tray Failure
2011-03-24 00:52:31 UTC	Major	Fan Tray Failure
2011-03-24 00:51:26 UTC	Minor	Loss of communication with Backup RE



NOTE: On T4000 routers, when you include the enhanced-mode statement at the [edit chassis network-services] hierarchy level and reboot the system, only the T4000 Type 5 FPCs present on the router become online while the remaining FPCs are offline, and FPC misconfiguration alarms are generated. The show chassis alarm command output displays FPC misconfiguration (FPC *fpc-slot* misconfig) as the reason for the generation the alarms.

The following sample output shows the FPC status after the enhanced-mode statement is configured on the T4000 router. The T4000 Type 5 FPC present in slot 5 becomes online while the remaining FPCs are offline.

```
user@host> show chassis fpc
```

	Temp	CPU Utilization (%)	Memory
Utilization (%)			
Slot State	(C)	Total	Interrupt
Buffer			DRAM (MB) Heap
0 offline	---	FPC misconfiguration---	
1 offline	---	FPC misconfiguration---	
2 offline	---	FPC misconfiguration---	
3 Empty			
4 Empty			
5 Online	66	50	0 2816 29
27			

The following sample output shows FPC misconfiguration alarms:

```
user@host> show chassis alarms
```

3 alarms currently active

Alarm time	Class	Description
2011-03-24 00:52:51 PST	Major	FPC 1 misconfig
2011-03-24 00:52:31 PST	Major	FPC 2 misconfig
2011-03-24 00:52:31 PST	Major	FPC 3 misconfig

detail—(Optional) Display detailed status information for all FPCs or for the FPC in the specified slot (see *fpc-slot* or *slot*).

all-members—(MX Series routers and EX Series switches only) (Optional) Display status information for all FPCs on all members of the Virtual Chassis configuration.

interconnect-device name—(QFabric systems only) (Optional) Display status information for all FPCs on the Interconnect device.

fpc-slot—(Optional) FPC slot number:

- (TX Matrix and TX Matrix Plus routers only)—On a TX Matrix router, if you specify the number of the T640 router (line-card chassis) by using the **lcc number** option (the recommended method), replace *fpc-slot* with a value from 0 through 7. Otherwise, replace *fpc-slot* with a value from 0 through 31. Likewise, on a TX Matrix Plus router, if you specify the number of the specified router (line-card chassis) by using the **lcc number** option (the recommended method), replace *fpc-slot* with

a value from 0 through 7. Otherwise, replace *fpc-slot* with a value from 0 through 31. For example, the following commands have the same result:

```
user@host> show chassis fpc detail 1 lcc 1
user@host> show chassis fpc detail 9
```

- M120 router—Replace *fpc-slot* with a value from 0 through 5.
- MX80 router—Replace *fpc-slot* with a value from 0 through 1.
- MX104 and MX104-40G routers—Replace *fpc-slot* with a value from 0 through 2.
- MX240 router—Replace *fpc-slot* with a value from 0 through 2.
- MX480 router—Replace *fpc-slot* with a value from 0 through 5.
- MX-960 router—Replace *fpc-slot* with a value from 0 through 11.
- MX2010 router—Replace *fpc-slot-number* with a value from 0 through 9.
- MX2020 router—Replace *fpc-slot-number* with a value from 0 through 19.
- Other routers—Replace *fpc-slot* with a value from 0 through 7.
- EX Series switches:
 - EX3200 switches and EX4200 standalone switches—Replace *fpc-slot* with 0.
 - EX4200 switches in a Virtual Chassis configuration—Replace *fpc-slot* with a value from 0 through 9.
 - EX6210 switches—Replace *fpc-slot* with a value from 0 through 9.
 - EX8208 switches—Replace *fpc-slot* with a value from 0 through 7.
 - EX8216 switches—Replace *fpc-slot* with a value from 0 through 15.
 - EX9204 switches—Replace *fpc-slot* with a value from 0 through 2.
 - EX9208 switches—Replace *fpc-slot* with a value from 0 through 5.
 - EX9214 switches—Replace *fpc-slot* with a value from 0 through 11.
- QFX Series:
 - QFXSeries and OCX Series switches—Replace *fpc-slot* with 0.
 - QFabric systems—Replace *fpc-slot* with 0 through 31 on the Interconnect device.
- PTX Series Packet Transport Routers:
 - PTX5000 Packet Transport Router—Replace *fpc-slot* with a value from 0 through 7.
- ACX Series Universal Access Routers:
 - ACX1000 and ACX2000 Universal Access Routers—Replace *fpc-slot* with 0.

local—(MX Series routers and EX Series switches only) (Optional) Display status information for all FPCs on the local Virtual Chassis member.

member *member-id*—(MX Series routers and EX Series switches only) (Optional) Display status information for all FPCs on the specified member of the Virtual Chassis configuration. Replace *member-id* with a value of 0 or 1.

node-device *name*—(QFabric systems only) (Optional) Display status information for each Node device. Each Node device is equivalent to an FPC.

pic-status—(Optional) Display status information for all PICs or for the PIC in the specified slot (see *fpc-slot*).



NOTE: On T1600 routers, Type 4 FPCs with ASICs based on the SL2.0 chipset do not support the 10-Gigabit Ethernet LAN/WAN PIC with SFP+ (10x10GE [LAN/WAN] SFPP). If you issue the `show chassis fpc` command with the `pic-status` option, the CLI displays the string “Not Supported” for 10x10GE (LAN/WAN) SFPP PICs installed on such FPCs. The following is a sample output:

```
user@host> show chassis fpc pic-status
Slot 0  Online      E2-FPC Type 1
  PIC 0  Online      1x G/E SFP, 1000 BASE
  PIC 1  Online      Adaptive Services-II
  PIC 2  Online      1x G/E IQ, 1000 BASE
  PIC 3  Online      1x G/E IQ, 1000 BASE
Slot 1  Online      FPC Type 3-ES
  PIC 0  Present     UNUSED- Not Supported
Slot 2  Online      FPC Type 4-ES
  PIC 0  Offline     4x OC-192 SONET XFP
  PIC 1  Present     10x10GE (LAN/WAN) SFPP- Not Supported
<<<<<<
Slot 4  Offline     FPC Type 1-ES
Slot 5  Offline     FPC Type 2-ES
Slot 6  Online      E2-FPC Type 3
  PIC 0  Online      1x OC-192 SONET XFP
  PIC 1  Online      4x OC-48 SONET
  PIC 2  Online      4x OC-48 SONET
  PIC 3  Online      MultiServices 500
Slot 7  Online      FPC Type 4-ES
  PIC 0  Online      4x 10GE (LAN/WAN) XFP
  PIC 1  Online      4x 10GE (LAN/WAN) XFP
```

In addition, an entry is logged in the system log messages (`/var/log/messages`) that the PIC is not supported. The following is a sample message logged in the system log:

```
Apr  5 08:47:36  router1 chassisd[2770]: CHASSISD_UNSUPPORTED_PIC:
PIC 1 in FPC 2 (type 763, version 257) is not supported
```

If you see this issue, contact Juniper Networks Technical Assistance Center (JTAC) for a possible fix. For more information about this issue and a possible solution, see [PSN-2010-03-696](https://www.juniper.net/psn/2010-03-696).



NOTE: When there is a double-bit ECC error in a network processor's memory, the Channelized OC3/STM1 (Multi-Rate) Circuit Emulation MIC with SFP or Channelized E1/T1 Circuit Emulation MIC is switched to the offline state.

```
user@host> show chassis fpc pic-status
Slot 1   Online      MPC Type 2 3D Q
PIC 0   Offline     1xC0C12/4xC0C3 CH-CE- ECC error detected
```

lcc number—(TX Matrix router and TX Matrix Plus router only) (Optional) Line-card chassis number.

Replace *number* with the following values depending on the LCC configuration:

- 0 through 3, when T640 routers are connected to a TX Matrix router in a routing matrix.
- 0 through 3, when T1600 routers are connected to a TX Matrix Plus router in a routing matrix.
- 0 through 7, when T1600 routers are connected to a TX Matrix Plus router with 3D SIBs in a routing matrix.
- 0, 2, 4, or 6, when T4000 routers are connected to a TX Matrix Plus router with 3D SIBs in a routing matrix.

Required Privilege Level view

- Related Documentation**
- *request chassis fpc*
 - *show chassis fpc-feb-connectivity*
 - [show chassis fabric fpcs on page 116](#)
 - *Configuring the Junos OS to Resynchronize FPC Sequence Numbers with Active FPCs when an FPC Comes Online*
 - *MX960 Flexible PIC Concentrator Description*
 - *ACX2000 and ACX2100 Routers Hardware and CLI Terminology Mapping*
 - *enhanced-mode*

- List of Sample Output**
- [show chassis fpc \(EX6210 Switch\) on page 170](#)
 - [show chassis fpc \(M10 Router\) on page 170](#)
 - [show chassis fpc \(M20 Router\) on page 170](#)
 - [show chassis fpc detail \(M Series Routers\) on page 170](#)
 - [show chassis fpc detail \(MX80 Router\) on page 171](#)
 - [show chassis fpc \(MX104 Router\) on page 171](#)
 - [show chassis fpc detail \(MX104 Router\) on page 171](#)
 - [show chassis fpc pic-status \(MX104 Router\) on page 172](#)

[show chassis fpc \(MX104-40G Router\) on page 172](#)
[show chassis fpc detail \(MX104-40G Router\) on page 172](#)
[show chassis fpc pic-status \(MX104-40G Router\) on page 172](#)
[show chassis fpc pic-status \(MX104-40G Router with Upgrade License\) on page 173](#)
[show chassis fpc \(MX240 Router\) on page 173](#)
[show chassis fpc \(MX480 Router\) on page 173](#)
[show chassis fpc detail \(EX9200 Switch\) on page 173](#)
[show chassis fpc \(MX480 Router\) on page 174](#)
[show chassis fpc \(MX480 Router with 100-Gigabit Ethernet CFP\) on page 174](#)
[show chassis fpc pic-status \(MX480 Router with 100-Gigabit Ethernet CFP\) on page 174](#)
[show chassis fpc pic-status \(EX Series Switch\) on page 174](#)
[show chassis fpc \(MX480 Router with MPC4E\) on page 175](#)
[show chassis fpc detail \(MX480 Router with MPC4E\) on page 175](#)
[show chassis fpc \(MX480 Router with MPC4E\) on page 175](#)
[show chassis fpc detail \(MX480 Router with MPC4E\) on page 176](#)
[show chassis fpc \(MX960 Router\) on page 176](#)
[show chassis fpc \(MX960 Router with MPC5EQ\) on page 176](#)
[show chassis fpc detail \(MX960 Router with MPC5EQ\) on page 177](#)
[show chassis fpc pic-status \(MX960 Router with MPC5EQ\) on page 178](#)
[show chassis fpc \(MX240, MX480, MX960 Routers with Application Services Modular Line Card\) on page 179](#)
[show chassis fpc \(MX240, MX480, MX960 with Application Services Modular Line Card\) on page 179](#)
[show chassis fpc \(MX240, MX480, MX960, MX2010, and MX2020 3D Universal Edge Routers with Dynamic Power Management\) on page 179](#)
[show chassis fpc \(MX2010 Routers\) on page 180](#)
[show chassis fpc \(MX2010 Router with Fabric Grant Bypass Enabled\) on page 180](#)
[show chassis fpc \(MX2010 Router with Fabric Grant Bypass Disabled\) on page 180](#)
[show chassis fpc pic-status \(MX2010 Router with Fabric Grant Bypass Enabled\) on page 181](#)
[show chassis fpc pic-status \(MX2010 Router with Fabric Grant Bypass Disabled\) on page 181](#)
[show chassis fpc \(MX2020 Routers\) on page 181](#)
[show chassis fpc \(MX2020 Router with MPC4E\) on page 182](#)
[show chassis fpc detail \(MX2020 Router with MPC4E\) on page 182](#)
[show chassis fpc \(MX2020 Router with MPC5EQ and MPC6E\) on page 183](#)
[show chassis fpc detail \(MX2020 Router with MPC5EQ and MPC6E\) on page 183](#)
[show chassis fpc pic-status \(MX2020 Router with MPC5EQ and MPC6E\) on page 185](#)
[show chassis fpc detail \(MX Series Routers\) on page 186](#)
[show chassis fpc detail \(EX Series Switches\) on page 186](#)
[show chassis fpc \(Hardware Not Supported\) on page 186](#)
[show chassis fpc detail \(Hardware Not Supported\) on page 187](#)
[show chassis fpc pic-status on page 187](#)
[show chassis fpc pic-status \(M Series Routers\) on page 187](#)
[show chassis fpc pic-status \(M120 Router\) on page 188](#)
[show chassis fpc pic-status \(MX240, MX480, and MX960 Routers with Application Services Modular Line Card\) on page 188](#)
[show chassis fpc lcc \(TX Matrix Router\) on page 188](#)
[show chassis fpc pic-status \(TX Matrix Router\) on page 188](#)

[show chassis fpc pic-status lcc \(TX Matrix Router\) on page 189](#)
[show chassis fpc \(TX Matrix Plus Router\) on page 189](#)
[show chassis fpc lcc \(TX Matrix Plus Router\) on page 190](#)
[show chassis fpc detail \(TX Matrix Plus Router\) on page 190](#)
[show chassis fpc pic-status \(TX Matrix Plus Router\) on page 192](#)
[show chassis fpc \(T1600 Router\) on page 193](#)
[show chassis fpc detail \(T1600 Router\) on page 193](#)
[show chassis fpc <fpc-slot> \(EX Series Switch\) on page 194](#)
[show chassis fpc slot \(T1600 Router\) on page 194](#)
[show chassis fpc pic-status \(T1600 Router\) on page 194](#)
[show chassis fpc \(T4000 Router\) on page 195](#)
[show chassis fpc detail \(T4000 Router\) on page 195](#)
[show chassis fpc pic-status \(T4000 Router\) on page 195](#)
[show chassis fpc \(QFX Series and OCX Series\) on page 196](#)
[show chassis fpc detail \(QFX3500 Switches\) on page 196](#)
[show chassis fpc pic-status \(QFX3500 Switches\) on page 196](#)
[show chassis fpc interconnect-device \(QFabric System\) on page 196](#)
[show chassis fpc interconnect-device \(QFabric System\) on page 196](#)
[show chassis fpc interconnect-device detail \(QFabric System\) on page 197](#)
[show chassis fpc pic-status interconnect-device \(QFabric System\) on page 197](#)
[show chassis fpc pic-status node-device \(QFabric System\) on page 197](#)
[show chassis fpc \(PTX5000 Packet Transport Router\) on page 198](#)
[show chassis fpc detail \(PTX5000 Packet Transport Router\) on page 198](#)
[show chassis fpc pic-status \(PTX5000 Packet Transport Router\) on page 199](#)
[show chassis fpc \(ACX2000 Universal Access Router\) on page 199](#)
[show chassis fpc 0 \(ACX2000 Universal Access Router\) on page 199](#)
[show chassis fpc detail \(ACX2000 Universal Access Router\) on page 199](#)
[show chassis fpc pic-status \(ACX2000 Universal Access Router\) on page 199](#)
[show chassis FPC 1 \(MX Routers with Media Services Blade \[MSB\]\) on page 200](#)
[show chassis FPC 1 detail \(MX Routers with Media Services Blade \[MSB\]\) on page 200](#)

Output Fields [Table 7 on page 168](#) lists the output fields for the **show chassis fpc** command. Output fields are listed in the approximate order in which they appear.

Table 7: show chassis fpc Output Fields

Field Name	Field Description	Level of Output
Slot or Slot State	Slot number and state. The state can be one of the following conditions: <ul style="list-style-type: none"> • Dead—Held in reset because of errors. • Diag—Slot is being ignored while the FPC is running diagnostics. • Dormant—Held in reset. • Empty—No FPC is present. • Offline—(PTX Series Packet Transport Routers only) One of the following two states is displayed: <ul style="list-style-type: none"> • FPC offlined due to unreachable destinations • FPC Offlined due to degraded FPC action • Online—FPC is online and running. • Present—FPC is detected by the chassis daemon but either is not supported by the current version of Junos OS or is inserted in the wrong slot. The output also states either Hardware Not Supported or Hardware Not In Right Slot. The FPC is coming up but not yet online. • Probed—Probe is complete; awaiting restart of the Packet Forwarding Engine. • Probe-wait—Waiting to be probed. 	all levels
Logical slot	Slot number.	all levels
Temp (C) or Temperature	Temperature of the air passing by the FPC, in degrees Celsius or in both Celsius and Fahrenheit.	all levels all levels
Temperature (PTX Series)	On PTX Series Packet Transport Routers, temperature details are provided in degrees Celsius and Fahrenheit. Output includes: <ul style="list-style-type: none"> • Temperature (PMB)—Temperature of the air passing by the Processor Mezzanine Board (PMB) at the bottom of the FPC. • Temperature (Intake)—Temperature of the air flowing into the chassis. • Temperature (Exhaust)—Exhaust temperatures for multiple zones (Exhaust A and Exhaust B). • Temperature (TLn)—Temperature of the specified Lookup ASIC (TL) of the packet forwarding engine on the FPC. • Temperature (TQn)—Temperature of the specified Queuing and Memory Interface ASIC (TQ) of the packet forwarding engine on the FPC. 	detail
Total CPU Utilization (%)	Total percentage of CPU being used by the FPC's processor.	all levels
Interrupt CPU Utilization (%)	Of the total CPU being used by the FPC's processor, the percentage being used for interrupts.	none specified

Table 7: show chassis fpc Output Fields (*continued*)

Field Name	Field Description	Level of Output
1 min CPU utilization (%) <i>NOTE:</i> Supported only on MX240, MX480, MX960, MX2010, and MX2020.	Information about the Routing Engine's CPU utilization in the past 1 minute.	none specified
5 min CPU utilization (%) <i>NOTE:</i> Supported only on MX240, MX480, MX960, MX2010, and MX2020.	Information about the Routing Engine's CPU utilization in the past 5 minutes.	none specified
15 min CPU utilization (%) <i>NOTE:</i> Supported only on MX240, MX480, MX960, MX2010, and MX2020.	Information about the Routing Engine's CPU utilization in the past 15 minutes.	none specified
Memory DRAM (MB)	Total DRAM, in megabytes, available to the FPC's processor.	none specified
Heap Utilization (%)	Percentage of heap space (dynamic memory) being used by the FPC's processor. If this number exceeds 80 percent, there may be a software problem (memory leak). <i>NOTE:</i> On MX Series routers and EX Series switches in a broadband edge environment, heap utilization levels higher than 70 percent can affect unified ISSU, router stability, or scaling capability.	none specified
Buffer Utilization (%)	Percentage of buffer space being used by the FPC's processor for buffering internal messages.	none specified
Total CPU DRAM	Amount of DRAM available to the FPC's CPU.	detail
Total RLDRAM	Amount of reduced latency dynamic random access memory (RLDRAM) available to the FPC CPU.	detail
Total DDR DRAM	Amount of double data rate dynamic random access memory (DDR DRAM) available to the FPC CPU.	detail
Total SRAM	Amount of static RAM (SRAM) used by the FPC's CPU.	detail
Total SDRAM	Total amount of memory used for storing packets and notifications.	detail

Table 7: show chassis fpc Output Fields (*continued*)

Field Name	Field Description	Level of Output
I/O Manager ASICs information	I/O Manager version number, manufacturer, and part number.	detail
Start time	Time when the Routing Engine detected that the FPC was running.	detail
Uptime	How long the Routing Engine has been connected to the FPC and, therefore, how long the FPC has been up and running.	detail
PIC type	(pic-status output only) Type of PIC.	none specified

Sample Output

show chassis fpc (EX6210 Switch)

```

user@switch> show chassis fpc

```

Slot	State	Temp (C)	CPU Total	Utilization (%) Interrupt	Memory DRAM (MB)	Utilization (%) Heap	Utilization (%) Buffer
0	Empty						
1	Online	7	5	0	1024	0	32
2	Empty						
3	Empty						
4	Online	25	17	2	2048	0	30
5	Online	25	3	0	2048	0	24
6	Online	6	5	0	1024	0	32
7	Empty						
8	Empty						
9	Online	8	7	0	1024	0	32

show chassis fpc (M10 Router)

```

user@host> show chassis fpc
FPC status:

```

Slot	State	Temp (C)
0	Online	27
1	Online	28

show chassis fpc (M20 Router)

```

user@host> show chassis fpc
FPC status:

```

Slot	State	Temp (C)	CPU Total	Utilization (%) Interrupt	Memory DRAM (MB)	Utilization (%) Heap	Utilization (%) Buffer
0	Empty	0	0	0	0	0	0
1	Online	38	0	0	8	0	4
2	Online	35	0	0	8	0	3
3	Empty	0	0	0	0	0	0

show chassis fpc detail (M Series Routers)

```

user@host> show chassis fpc detail 1
Slot 1 information:
  State                Online
  Temperature          48 degrees C

```

```

Total CPU DRAM          32 MB
Total SRAM              4 MB
Total SDRAM            256 MB
I/O Manager ASICs information Version 2.0, Foundry IBM, Part number 0
I/O Manager ASICs information Version 2.0, Foundry IBM, Part number 0
Start time              2000-02-08 02:18:49 UTC
Uptime                  14 hours, 41 minutes, 41 seconds

```

show chassis fpc detail (MX80 Router)

```

user@host> show chassis fpc detail
Slot 0 information:
  State          Online
  Temperature    47 degrees C / 116 degrees F
  Total CPU DRAM 1024 MB
  Total SRAM     331 MB
  Total SDRAM    1280 MB
  Start time     2010-02-08 12:25:33 PST
  Uptime         2 hours, 13 minutes, 19 seconds
Slot 1 information:
  State          Online
  Temperature    47 degrees C / 116 degrees F
  Total CPU DRAM 1024 MB
  Total SRAM     331 MB
  Total SDRAM    1280 MB
  Start time     2010-02-08 12:25:33 PST
  Uptime         2 hours, 13 minutes, 19 seconds

```

show chassis fpc (MX104 Router)

```

user@host> show chassis fpc
Temp CPU Utilization (%) Memory Utilization (%)
Slot State (C) Total Interrupt DRAM (MB) Heap Buffer
0 Online 32 15 5 2048 22 13
1 Online 32 15 5 2048 22 13
2 Online 32 15 5 2048 22 13

```

show chassis fpc detail (MX104 Router)

```

user@host> show chassis fpc detail
Slot 0 information:
  State          Online
  Temperature    32 (C)
  Total CPU DRAM 2048 MB
  Total SRAM     403 MB
  Total SDRAM    1316 MB
  Start time     2013-05-23 14:39:18 IST
  Uptime         1 hour, 20 minutes, 22 seconds
Slot 1 information:
  State          Online
  Temperature    32 (C)
  Total CPU DRAM 2048 MB
  Total SRAM     403 MB
  Total SDRAM    1316 MB
  Start time     2013-05-23 14:39:18 IST
  Uptime         1 hour, 20 minutes, 22 seconds
Slot 2 information:
  State          Online
  Temperature    32 (C)
  Total CPU DRAM 2048 MB
  Total SRAM     403 MB
  Total SDRAM    1316 MB

```

```

Start time      2013-05-23 14:39:18 IST
Uptime         1 hour, 20 minutes, 22 seconds

```

show chassis fpc pic-status (MX104 Router)

```

user@host> show chassis fpc pic-status
Slot 0  Online
Slot 1  Online
  PIC 0  Online      10x 1GE(LAN) -E  SFP
  PIC 1  Online      10x 1GE(LAN) -E  SFP
Slot 2  Online
  PIC 0  Online      4x 10GE(LAN) SFP+

```

show chassis fpc (MX104-40G Router)

```

user@host> show chassis fpc
Temp CPU Utilization (%) CPU Utilization (%) Memory Utilization (%)
Slot State (C) Total Interrupt 1min 5min 15min DRAM (MB)
Heap Buffer
0 Online 48 18 6 2048
9 13
1 Online 48 18 6 2048
9 13
2 Online 48 18 6 2048
9 13

```

show chassis fpc detail (MX104-40G Router)

```

user@host> show chassis fpc detail
Slot 0 information:
  State Online
  Temperature 48 (C)
  Total CPU DRAM 2048 MB
  Total SRAM 403 MB
  Total SDRAM 1316 MB
  Start time 2015-02-27 03:05:54 PST
  Uptime 2 hours, 38 minutes, 27 seconds
Slot 1 information:
  State Online
  Temperature 48 (C)
  Total CPU DRAM 2048 MB
  Total SRAM 403 MB
  Total SDRAM 1316 MB
  Start time 2015-02-27 03:05:55 PST
  Uptime 2 hours, 38 minutes, 26 seconds
Slot 2 information:
  State Online
  Temperature 48 (C)
  Total CPU DRAM 2048 MB
  Total SRAM 403 MB
  Total SDRAM 1316 MB
  Start time 2015-02-27 03:05:55 PST
  Uptime 2 hours, 38 minutes, 26 seconds

```

show chassis fpc pic-status (MX104-40G Router)

MIC slots 1/0 and 1/1 have been disabled by default on the MX104-40G routers. If you install MICs on those slots, the MIC details are displayed when you run the **show chassis fpc pic-status** command. However, the status of the MIC is displayed as offline.

```

user@host> show chassis fpc pic-status

```

```

Slot 0  Online
  PIC 0  Online      MS-MIC-16G
  PIC 2  Online      10x 1GE(LAN) SFP
  PIC 3  Online      10x 1GE(LAN) SFP
Slot 1  Online
  PIC 0  Offline     10x 1GE(LAN) SFP
  PIC 1  Offline     10x 1GE(LAN) SFP
Slot 2  Online
  PIC 0  Online      4x 10GE(LAN) SFP+

```

show chassis fpc pic-status (MX104-40G Router with Upgrade License)

When you install the upgrade license on MX104-40G, MIC slots 1/0 and 1/1 are enabled. If you install MICs on those slots, the MIC details are displayed and the status of the MIC is displayed as online when you run the **show chassis fpc pic-status** command.

```

user@host> show chassis fpc pic-status
Slot 0  Online
  PIC 0  Online      MS-MIC-16G
  PIC 2  Online      10x 1GE(LAN) SFP
  PIC 3  Online      10x 1GE(LAN) SFP
Slot 1  Online
  PIC 0  Online      10x 1GE(LAN) SFP
  PIC 1  Online      10x 1GE(LAN) SFP
Slot 2  Online
  PIC 0  Online      4x 10GE(LAN) SFP+

```

show chassis fpc (MX240 Router)

```

user@host> show chassis fpc

```

Slot	State	Temp (C)	CPU Utilization (%)		Memory DRAM (MB)	Utilization (%)	
			Total	Interrupt		Heap	Buffer
0	Empty						
1	Online	34	6	0	1024	18	30
2	Online	33	9	0	1024	24	30

show chassis fpc (MX480 Router)

```

user@host> show chassis fpc

```

Slot	State	Temp (C)	CPU Utilization (%)		Memory DRAM (MB)	Utilization (%)	
			Total	Interrupt		Heap	Buffer
0	Empty						
1	Online	36	9	0	1024	17	57
2	Empty						
3	Empty						
4	Empty						
5	Empty						

show chassis fpc detail (EX9200 Switch)

```

user@switch> show chassis fpc detail
Slot 2 information:
  State                               Online
  Temperature                         37
  Total CPU DRAM                      2048 MB
  Total RLD RAM                       331 MB
  Total DDR DRAM                      1536 MB
  Start time:                         2014-03-12 15:35:28 UTC
  Uptime:                             1 hour, 4 minutes, 29 seconds
  Max Power Consumption               239 Watts
Slot 3 information:

```

```

State                               Online
Temperature                         39
Total CPU DRAM                      2048 MB
Total RLDRAM                        1036 MB
Total DDR DRAM                      6656 MB
Start time:                         2014-03-12 15:00:18 UTC
Uptime:                             1 hour, 39 minutes, 39 seconds
Max Power Consumption                520 Watts

```

show chassis fpc (MX480 Router)

```

user@host> show chassis fpc
Temp CPU Utilization (%) CPU Utilization (%) Memory
Utilization (%)
Slot State (C) Total Interrupt 1min 5min 15min DRAM (MB)
Heap Buffer
0 Online 1 0 1 2 3 1024
4 56
1 Online 1 0 2 2 3 1024
4 56

```

show chassis fpc (MX480 Router with 100-Gigabit Ethernet CFP)

```

user@host> show chassis fpc
Temp CPU Utilization (%) Memory Utilization (%)
Slot State (C) Total Interrupt DRAM (MB) Heap Buffer
0 Online 33 4 0 2048 10 13
1 Online 36 7 0 2048 16 13
2 Online 29 6 0 1024 27 29
3 Online 33 0 0 0 0 0
4 Online 36 7 0 2048 19 13
5 Online 34 31 11 2048 14 13

```

show chassis fpc pic-status (MX480 Router with 100-Gigabit Ethernet CFP)

```

user@host> show chassis fpc pic-status
Slot 1 Online MPC Type 3
PIC 2 Online 1X100GE CFP
Slot 2 Online DPCE 40x 1GE R EQ
PIC 0 Online 10x 1GE(LAN) EQ
PIC 1 Online 10x 1GE(LAN) EQ
PIC 2 Online 10x 1GE(LAN) EQ
PIC 3 Online 10x 1GE(LAN) EQ
Slot 3 Online MPC Type 3
PIC 0 Online 1X100GE CFP
PIC 2 Online 1X100GE CFP
Slot 4 Online MPC Type 3
PIC 0 Online 1X100GE CFP
PIC 2 Online 1X100GE CFP
Slot 5 Online MPC Type 2 3D EQ
PIC 0 Online 2x 10GE XFP
PIC 1 Online 2x 10GE XFP
PIC 2 Online 10x 1GE(LAN) SFP
PIC 3 Online 10x 1GE(LAN) SFP

```

show chassis fpc pic-status (EX Series Switch)

```

user@host> show chassis fpc pic-status
Slot 1 Online EX9200 32x10G SFP
PIC 0 Online 8X10GE SFPP
PIC 1 Online 8X10GE SFPP
PIC 2 Online 8X10GE SFPP

```

```

PIC 3 Online      8X10GE SFPP
Slot 2 Online     EX9200 32x10G SFP
PIC 0 Online      8X10GE SFPP
PIC 1 Online      8X10GE SFPP
PIC 2 Online      8X10GE SFPP
PIC 3 Online      8X10GE SFPP

```

show chassis fpc (MX480 Router with MPC4E)

```

user@host> show chassis fpc

```

Slot	State	Temp (C)	CPU Utilization (%) Total	Memory Interrupt	Utilization (%) DRAM (MB)	Heap	Buffer
0	Empty						
1	Empty						
2	Online	38	7	0	2048	19	14
3	Online	39	8	0	2048	18	14
4	Online	39	7	0	2048	17	14
5	Empty						

show chassis fpc detail (MX480 Router with MPC4E)

```

user@host> show chassis fpc detail

```

Slot 2 information:

```

State Online
Temperature 38
Total CPU DRAM 2048 MB
Total RLD RAM 1036 MB
Total DDR DRAM 11264 MB
Start time: 2013-02-18 05:06:57 PST
Uptime: 17 hours, 41 minutes, 9 seconds
Max Power Consumption 610 Watts

```

Slot 3 information:

```

State Online
Temperature 38
Total CPU DRAM 2048 MB
Total RLD RAM 1036 MB
Total DDR DRAM 11264 MB
Start time: 2013-02-18 05:07:00 PST
Uptime: 17 hours, 41 minutes, 6 seconds
Max Power Consumption 610 Watts

```

Slot 4 information:

```

State Diagnostics
Temperature 37
Total CPU DRAM 0 MB
Total RLD RAM 0 MB
Total DDR DRAM 0 MB
Max Power Consumption 520 Watts

```

show chassis fpc (MX480 Router with MPC4E)

```

user@host> show chassis fpc

```

Slot	State	Temp (C)	CPU Utilization (%) Total	Memory Interrupt	Utilization (%) DRAM (MB)	Heap	Buffer
0	Empty						
1	Empty						
2	Online	38	7	0	2048	19	14
3	Online	39	8	0	2048	18	14
4	Online	39	7	0	2048	17	14
5	Empty						

show chassis fpc detail (MX480 Router with MPC4E)

```

user@host> show chassis fpc detail
Slot 2 information:
  State                Online
  Temperature           38
  Total CPU DRAM        2048 MB
  Total RLDRAM          1036 MB
  Total DDR DRAM        11264 MB
  Start time:           2013-02-18 05:06:57 PST
  Uptime:               17 hours, 41 minutes, 9 seconds
  Max Power Consumption 610 Watts
Slot 3 information:
  State                Online
  Temperature           38
  Total CPU DRAM        2048 MB
  Total RLDRAM          1036 MB
  Total DDR DRAM        11264 MB
  Start time:           2013-02-18 05:07:00 PST
  Uptime:               17 hours, 41 minutes, 6 seconds
  Max Power Consumption 610 Watts
Slot 4 information:
  State                Diagnostics
  Temperature           37
  Total CPU DRAM        0 MB
  Total RLDRAM          0 MB
  Total DDR DRAM        0 MB
  Max Power Consumption 520 Watts

```

show chassis fpc (MX960 Router)

```

user@host> show chassis fpc

```

Slot	State	Temp (C)	Total	CPU Utilization (%) Interrupt	Memory DRAM (MB)	Heap	Utilization (%) Buffer
0	Empty						
1	Empty						
2	Empty						
3	Online	25	19	0	1024	15	57
4	Empty						
5	Online	26	27	0	1024	15	57
6	Empty						
7	Empty						
8	Empty						
9	Empty						
10	Empty						
11	Empty						

show chassis fpc (MX960 Router with MPC5EQ)

```

user@host> show chassis fpc

```

Slot	State	Temp (C)	Total	CPU Utilization (%) Interrupt	Memory DRAM (MB)	Heap	Utilization (%) Buffer
0	Online	38	16	0	3584	7	13
1	Online	31	15	0	2048	17	13
2	Empty						
3	Online	31	14	0	2048	20	13
4	Online	34	16	0	3584	7	13
5	Online	34	16	0	3584	7	13
6	Empty						
7	Online	32	9	0	2048	18	14
8	Online	36	19	0	3584	7	13

9	Online	31	9	0	2048	13	13
10	Online	35	14	0	3584	7	13
11	Online	33	11	0	2048	18	14

show chassis fpc detail (MX960 Router with MPC5EQ)

```

user@host> show chassis fpc detail
Slot 0 information:
  State                               Online
  Temperature                         38
  Total CPU DRAM                      3584 MB
  Total XR2                           291 MB
  Total DDR DRAM                      24960 MB
  Start time:                        2014-04-22 10:01:46 PDT
  Uptime:                             1 hour, 23 minutes, 40 seconds
  Max Power Consumption               607 Watts
Slot 1 information:
  State                               Online
  Temperature                         31
  Total CPU DRAM                      2048 MB
  Total RDRAM                         1036 MB
  Total DDR DRAM                      6656 MB
  Start time:                        2014-04-22 10:01:50 PDT
  Uptime:                             1 hour, 23 minutes, 36 seconds
  Max Power Consumption               520 Watts
Slot 3 information:
  State                               Online
  Temperature                         31
  Total CPU DRAM                      2048 MB
  Total RDRAM                         1324 MB
  Total DDR DRAM                      5120 MB
  Start time:                        2014-04-22 10:01:50 PDT
  Uptime:                             1 hour, 23 minutes, 36 seconds
  Max Power Consumption               440 Watts
Slot 4 information:
  State                               Online
  Temperature                         34
  Total CPU DRAM                      3584 MB
  Total XR2                           291 MB
  Total DDR DRAM                      24960 MB
  Start time:                        2014-04-22 10:01:54 PDT
  Uptime:                             1 hour, 23 minutes, 32 seconds
  Max Power Consumption               607 Watts
Slot 5 information:
  State                               Online
  Temperature                         34
  Total CPU DRAM                      3584 MB
  Total XR2                           291 MB
  Total DDR DRAM                      24960 MB
  Start time:                        2014-04-22 10:01:56 PDT
  Uptime:                             1 hour, 23 minutes, 30 seconds
  Max Power Consumption               607 Watts
Slot 7 information:
  State                               Online
  Temperature                         32
  Total CPU DRAM                      2048 MB
  Total RDRAM                         1036 MB
  Total DDR DRAM                      11264 MB
  Start time:                        2014-04-22 10:02:02 PDT
  Uptime:                             1 hour, 23 minutes, 24 seconds
  Max Power Consumption               608 Watts

```

```

Slot 8 information:
  State                               Online
  Temperature                         36
  Total CPU DRAM                     3584 MB
  Total XR2                          291 MB
  Total DDR DRAM                     24960 MB
  Start time:                        2014-04-22 10:02:07 PDT
  Uptime:                            1 hour, 23 minutes, 19 seconds
  Max Power Consumption               607 Watts
Slot 9 information:
  State                               Online
  Temperature                         31
  Total CPU DRAM                     2048 MB
  Total RLDRAM                       734 MB
  Total DDR DRAM                     3108 MB
  Start time:                        2014-04-22 10:02:05 PDT
  Uptime:                            1 hour, 23 minutes, 21 seconds
  Max Power Consumption               368 Watts
Slot 10 information:
  State                               Online
  Temperature                         35
  Total CPU DRAM                     3584 MB
  Total XR2                          291 MB
  Total DDR DRAM                     24960 MB
  Start time:                        2014-04-22 10:02:11 PDT
  Uptime:                            1 hour, 23 minutes, 15 seconds
  Max Power Consumption               607 Watts
Slot 11 information:
  State                               Online
  Temperature                         33
  Total CPU DRAM                     2048 MB
  Total RLDRAM                       1036 MB
  Total DDR DRAM                     11264 MB
  Start time:                        2014-04-22 10:02:16 PDT
  Uptime:                            1 hour, 23 minutes, 10 seconds
  Max Power Consumption               608 Watts

```

show chassis fpc pic-status(MX960 Router with MPC5EQ)

```

user@host> show chassis fpc pic-status
Slot 0  Online      MPC5E 3D Q 2CGE+4XGE
  PIC 0  Online      2X10GE SFPP OTN
  PIC 1  Online      1X100GE CFP2 OTN
  PIC 2  Online      2X10GE SFPP OTN
  PIC 3  Online      1X100GE CFP2 OTN
Slot 1  Online      MPCE Type 3 3D
  PIC 0  Online      10X10GE SFPP
  PIC 2  Online      1X100GE CXP
Slot 3  Online      MPC 3D 16x 10GE
  PIC 0  Online      4x 10GE(LAN) SFP+
  PIC 1  Online      4x 10GE(LAN) SFP+
  PIC 2  Online      4x 10GE(LAN) SFP+
  PIC 3  Online      4x 10GE(LAN) SFP+
Slot 4  Online      MPC5E 3D Q 2CGE+4XGE
  PIC 0  Online      2X10GE SFPP OTN
  PIC 1  Online      1X100GE CFP2 OTN
  PIC 2  Online      2X10GE SFPP OTN
  PIC 3  Online      1X100GE CFP2 OTN
Slot 5  Online      MPC5E 3D Q 2CGE+4XGE
  PIC 0  Online      2X10GE SFPP OTN

```

```

PIC 1 Online 1X100GE CFP2 OTN
PIC 2 Online 2X10GE SFPP OTN
PIC 3 Online 1X100GE CFP2 OTN
Slot 7 Online MPC4E 3D 2CGE+8XGE
PIC 0 Online 4x10GE SFPP
PIC 1 Online 1X100GE CFP
PIC 2 Online 4x10GE SFPP
PIC 3 Online 1X100GE CFP
Slot 8 Online MPC5E 3D Q 24XGE+6XLGE
PIC 0 Offline 12X10GE SFPP OTN
PIC 1 Offline 12X10GE SFPP OTN
PIC 2 Online 3X40GE QSFPP
PIC 3 Online 3X40GE QSFPP
Slot 9 Online MPCE Type 2 3D P
PIC 0 Online 2x 10GE XFP
PIC 1 Online 2x 10GE XFP
Slot 10 Online MPC5E 3D Q 24XGE+6XLGE
PIC 0 Online 12X10GE SFPP
PIC 1 Online 12X10GE SFPP
PIC 2 Offline 3X40GE QSFPP
PIC 3 Offline 3X40GE QSFPP
Slot 11 Online MPC4E 3D 2CGE+8XGE
PIC 0 Online 4x10GE SFPP
PIC 1 Online 1X100GE CFP
PIC 2 Online 4x10GE SFPP
PIC 3 Online 1X100GE CFP

```

show chassis fpc (MX240, MX480, MX960 Routers with Application Services Modular Line Card)

```

user@host> show chassis fpc 1
      Temp CPU Utilization (%) Memory      Utilization (%)
Slot State      (C) Total Interrupt      DRAM (MB) Heap      Buffer
  1 Online         34      5          0      3072      5      13

```

show chassis fpc (MX240, MX480, MX960 with Application Services Modular Line Card)

```

user@host> show chassis fpc 1 detail
Slot 1 information:
State Online
Temperature 34
Total CPU DRAM 3072 MB
Total RLDRAM 259 MB
Total DDR DRAM 4864 MB
Start time: 2012-06-19 10:51:43 PDT
Uptime: 16 minutes, 48 seconds
Max Power Consumption 550 Watts

```

show chassis fpc (MX240, MX480, MX960, MX2010, and MX2020 3D Universal Edge Routers with Dynamic Power Management)

```

user@host> show chassis fpc 2 detail
Slot 2 information:
State Online
Temperature 37
Total CPU DRAM 3584 MB
Total XR2 275 MB
Total DDR DRAM 20352 MB
Start time: 2014-07-18 02:51:23 PDT
Uptime: 5 minutes, 19 seconds
Max MPC Base Power Consumption 485 Watts

```

```

Max MICO Power Consumption      50 Watts
Max MIC1 Power Consumption      50 Watts
Max MPC Total Power Consumption  585 Watts

```

show chassis fpc (MX2010 Routers)

```

user@host> show chassis fpc
Temp CPU Utilization (%) Memory Utilization (%)
Slot State (C) Total Interrupt DRAM (MB) Heap Buffer
0 Online 34 9 0 2048 18 13
1 Online 32 9 0 2048 15 13
2 Empty
3 Empty
4 Empty
5 Empty
6 Empty
7 Empty
8 Online 31 13 0 2048 11 13
9 Online 33 10 0 2048 18 13

```

show chassis fpc (MX2010 Router with Fabric Grant Bypass Enabled)

Following is the output of the **show chassis fpc** command on an MX2010 router with Switch Fabric Board (SFB), where fabric grant bypass is enabled by default. All MPCs power on.

```

user@host> show chassis fpc
Temp CPU Utilization (%) Memory Utilization (%)
Slot State (C) Total Interrupt DRAM (MB) Heap Buffer
0 Online 34 20 0 2048 9 14
1 Offline 33 22 0 2048 9 14
2 Online 33 17 0 2048 9 14
3 Offline 34 25 0 2048 9 14
4 Online 32 27 0 2048 9 14
5 Offline 32 26 0 2048 9 14
6 Empty
7 Empty
8 Empty
9 Empty

```

show chassis fpc (MX2010 Router with Fabric Grant Bypass Disabled)

Following is the output of the **show chassis fpc** command on an MX2010 router with Switch Fabric Board (SFB), where fabric grant bypass has been disabled. MPC1 (MX-MPC1-3D), MPC2 (MX-MPC2-3D), and the 16-port 10-Gigabit Ethernet MPC (MPC-3D-16XGE-SFP) do not power on after you disable fabric grant bypass and reboot the router. Also, FPC misconfiguration alarms are generated.

```

user@host> show chassis fpc
Temp CPU Utilization (%) Memory Utilization (%)
Slot State (C) Total Interrupt DRAM (MB) Heap Buffer
0 Online 34 20 0 2048 9 14
1 Offline ---FPC misconfiguration---
2 Online 33 17 0 2048 9 14
3 Offline ---FPC misconfiguration---
4 Online 32 27 0 2048 9 14
5 Offline ---FPC misconfiguration---
6 Empty
7 Empty

```

```

8 Empty
9 Empty

```

show chassis fpc pic-status (MX2010 Router with Fabric Grant Bypass Enabled)

Following is the output of the **show chassis fpc pic-status** command on an MX2010 router with Switch Fabric Board (SFB), where fabric grant bypass has been enabled by default. All MPCs power on.

```

user@host> show chassis fpc pic-status
Slot 0   Present      MPCE Type 3 3D
Slot 1   Present      MPC Type 2 3D EQ
Slot 2   Present      MPCE Type 3 3D
Slot 3   Present      MPC 3D 16x 10GE
Slot 4   Present      MPCE Type 3 3D
Slot 5   Present      MPCE Type 1 3D Q

```

show chassis fpc pic-status (MX2010 Router with Fabric Grant Bypass Disabled)

Following is the output of the **show chassis fpc pic-status** command on an MX2010 router with Switch Fabric Board (SFB), where fabric grant bypass has been disabled. MPC1 (MX-MPC1-3D), MPC2 (MX-MPC2-3D), and the 16-port 10-Gigabit Ethernet MPC (MPC-3D-16XGE-SFP) do not power on after you disable fabric grant bypass mode and reboot the router.

```

user@host> show chassis fpc pic-status
Slot 0   Present      MPCE Type 3 3D
Slot 1   Offline      MPC Type 2 3D EQ
Slot 2   Present      MPCE Type 3 3D
Slot 3   Offline      MPC 3D 16x 10GE
Slot 4   Present      MPCE Type 3 3D
Slot 5   Offline      MPCE Type 1 3D Q

```

show chassis fpc (MX2020 Routers)

```

user@host> show chassis fpc

```

Slot	State	Temp (C)	CPU Utilization (%)		Memory DRAM (MB)	Utilization (%)	
			Total	Interrupt		Heap	Buffer
0	Online	10	12	0	2048	18	13
1	Online	8	9	0	2048	18	13
2	Online	7	9	0	2048	18	13
3	Online	8	10	0	2048	18	13
4	Online	9	10	0	2048	18	13
5	Online	8	9	0	2048	18	13
6	Online	8	10	0	2048	18	13
7	Online	9	9	0	2048	18	13
8	Online	9	10	0	2048	18	13
9	Online	10	9	0	2048	18	13
10	Online	16	8	0	2048	18	13
11	Online	11	10	0	2048	18	13
12	Online	10	10	0	2048	18	13
13	Online	11	9	0	2048	18	13
14	Online	12	10	0	2048	18	13
15	Online	13	9	0	2048	18	13
16	Online	13	9	0	2048	18	13
17	Online	12	9	0	2048	18	13
18	Online	12	8	0	2048	18	13
19	Online	14	10	0	2048	18	13

show chassis fpc (MX2020 Router with MPC4E)

```

user@host> show chassis fpc
      Temp CPU Utilization (%) Memory      Utilization (%)
Slot State      (C) Total Interrupt      DRAM (MB) Heap      Buffer
  0 Online        33    12         2      2048     11      13
  1 Empty
  2 Empty
  3 Empty
  4 Empty
  5 Empty
  6 Empty
  7 Empty
  8 Empty
  9 Online        31    10         0      2048     11      13
10 Online        32     7         0      2048     14      13
11 Empty
12 Empty
13 Empty
14 Online        28    12         0      2048     15      14
15 Empty
16 Empty
17 Empty
18 Empty
19 Online        38     8         0      2048     18      13

```

show chassis fpc detail (MX2020 Router with MPC4E)

```

user@host> show chassis fpc detail
Slot 0 information:
  State Online
  Temperature 34
  Total CPU DRAM 2048 MB
  Total RLDRAM 806 MB
  Total DDR DRAM 2632 MB
  Start time: 2013-02-17 08:17:35 PST
  Uptime: 1 day, 14 hours, 50 minutes, 39 seconds
  Max Power Consumption 368 Watts
Slot 9 information:
  State Online
  Temperature 32
  Total CPU DRAM 2048 MB
  Total RLDRAM 806 MB
  Total DDR DRAM 2632 MB
  Start time: 2013-02-17 08:17:43 PST
  Uptime: 1 day, 14 hours, 50 minutes, 31 seconds
  Max Power Consumption 368 Watts
Slot 10 information:
  State Online
  Temperature 37
  Total CPU DRAM 2048 MB
  Total RLDRAM 1036 MB
  Total DDR DRAM 6656 MB
  Start time: 2013-02-17 08:17:54 PST
  Uptime: 1 day, 14 hours, 50 minutes, 20 seconds
  Max Power Consumption 520 Watts
Slot 14 information:
  State Online
  Temperature 32
  Total CPU DRAM 2048 MB
  Total RLDRAM 1036 MB

```

```

Total DDR DRAM          11264 MB
Start time:             2013-02-17 08:18:01 PST
Uptime:                 1 day, 14 hours, 50 minutes, 13 seconds
Max Power Consumption   610 Watts
Slot 19 information:
State                   Online
Temperature              38
Total CPU DRAM          2048 MB
Total RLD RAM           1324 MB
Total DDR DRAM          5120 MB
Start time:             2013-02-17 08:18:08 PST
Uptime:                 1 day, 14 hours, 50 minutes, 6 seconds
Max Power Consumption   440 Watts

```

show chassis fpc (MX2020 Router with MPC5EQ and MPC6E)

```

user@host> show chassis fpc

```

Slot	State	Temp (C)	CPU Utilization (%)	Memory Utilization (%)	DRAM (MB)	Heap	Buffer
0	Online	31	20	0	3584	7	13
1	Online	28	19	0	2048	17	13
2	Online	27	10	0	2048	18	14
3	Online	26	10	0	2048	13	13
4	Online	29	19	0	3584	7	13
5	Online	28	68	0	2048	20	13
6	Empty						
7	Empty						
8	Empty						
9	Online	36	19	0	3584	10	13
10	Online	37	26	0	3584	10	13
11	Empty						
12	Empty						
13	Empty						
14	Empty						
15	Empty						
16	Empty						
17	Online	28	43	0	3584	10	13
18	Online	29	19	0	3584	7	13
19	Online	31	19	0	3584	7	13

show chassis fpc detail (MX2020 Router with MPC5EQ and MPC6E)

```

user@host> show chassis fpc detail
Slot 0 information:
State                   Online
Temperature              31
Total CPU DRAM          3584 MB
Total XR2                291 MB
Total DDR DRAM          24960 MB
Start time:             2014-04-22 23:33:19 PDT
Uptime:                 6 minutes, 24 seconds
Max Power Consumption   607 Watts
Slot 1 information:
State                   Online
Temperature              28
Total CPU DRAM          2048 MB
Total RLD RAM           1036 MB
Total DDR DRAM          6656 MB
Start time:             2014-04-22 23:33:24 PDT
Uptime:                 6 minutes, 19 seconds

```

Max Power Consumption	520 Watts
Slot 2 information:	
State	Online
Temperature	27
Total CPU DRAM	2048 MB
Total RLD RAM	1036 MB
Total DDR DRAM	11264 MB
Start time:	2014-04-22 23:33:34 PDT
Uptime:	6 minutes, 9 seconds
Max Power Consumption	608 Watts
Slot 3 information:	
State	Online
Temperature	26
Total CPU DRAM	2048 MB
Total RLD RAM	734 MB
Total DDR DRAM	3108 MB
Start time:	2014-04-22 23:33:39 PDT
Uptime:	6 minutes, 4 seconds
Max Power Consumption	368 Watts
Slot 4 information:	
State	Online
Temperature	29
Total CPU DRAM	3584 MB
Total XR2	291 MB
Total DDR DRAM	24960 MB
Start time:	2014-04-22 23:33:51 PDT
Uptime:	5 minutes, 52 seconds
Max Power Consumption	607 Watts
Slot 5 information:	
State	Online
Temperature	28
Total CPU DRAM	2048 MB
Total RLD RAM	1324 MB
Total DDR DRAM	5120 MB
Start time:	2014-04-22 23:33:57 PDT
Uptime:	5 minutes, 46 seconds
Max Power Consumption	440 Watts
Slot 9 information:	
State	Online
Temperature	25
Total CPU DRAM	3584 MB
Total XR2	518 MB
Total DDR DRAM	49920 MB
Start time:	2014-04-22 23:31:20 PDT
Uptime:	8 minutes, 23 seconds
Max Power Consumption	1130 Watts
Slot 10 information:	
State	Online
Temperature	32
Total CPU DRAM	3584 MB
Total XR2	518 MB
Total DDR DRAM	49920 MB
Start time:	2014-04-22 23:31:25 PDT
Uptime:	8 minutes, 18 seconds
Max Power Consumption	1130 Watts
Slot 17 information:	
State	Online
Temperature	25
Total CPU DRAM	3584 MB
Total XR2	518 MB
Total DDR DRAM	49920 MB


```

Start time:                2014-04-22 23:31:29 PDT
Uptime:                    8 minutes, 14 seconds
Max Power Consumption      1130 Watts
Slot 18 information:
State                      Online
Temperature                 29
Total CPU DRAM              3584 MB
Total XR2                   291 MB
Total DDR DRAM              24960 MB
Start time:                2014-04-22 23:34:11 PDT
Uptime:                    5 minutes, 32 seconds
Max Power Consumption      607 Watts
Slot 19 information:
State                      Online
Temperature                 32
Total CPU DRAM              3584 MB
Total XR2                   291 MB
Total DDR DRAM              24960 MB
Start time:                2014-04-22 23:34:20 PDT
Uptime:                    5 minutes, 23 seconds
Max Power Consumption      607 Watts

```

show chassis fpc pic-status (MX2020 Router with MPC5EQ and MPC6E)

```

user@host> show chassis fpc pic-status
Slot 0  Online      MPC5E 3D Q 24XGE+6XLGE
PIC 0   Online      12X10GE SFPP OTN
PIC 1   Online      12X10GE SFPP OTN
PIC 2   Offline     3X40GE QSFPP
PIC 3   Offline     3X40GE QSFPP
Slot 1  Online      MPCE Type 3 3D
PIC 0   Online      10X10GE SFPP
PIC 2   Online      1X100GE CXP
Slot 2  Online      MPC4E 3D 2CGE+8XGE
PIC 0   Online      4x10GE SFPP
PIC 1   Online      1X100GE CFP
PIC 2   Online      4x10GE SFPP
PIC 3   Online      1X100GE CFP
Slot 3  Online      MPCE Type 2 3D P
PIC 0   Online      2x 10GE XFP
PIC 1   Online      2x 10GE XFP
Slot 4  Online      MPC5E 3D Q 2CGE+4XGE
PIC 0   Online      2X10GE SFPP OTN
PIC 1   Online      1X100GE CFP2 OTN
PIC 2   Online      2X10GE SFPP OTN
PIC 3   Online      1X100GE CFP2 OTN
Slot 5  Online      MPC 3D 16x 10GE
PIC 0   Online      4x 10GE(LAN) SFP+
PIC 1   Online      4x 10GE(LAN) SFP+
PIC 2   Online      4x 10GE(LAN) SFP+
PIC 3   Online      4x 10GE(LAN) SFP+
Slot 9  Online      MPC6E 3D
PIC 0   Online      2X100GE CFP2 OTN
PIC 1   Online      2X100GE CFP2 OTN
Slot 10 Online      MPC6E 3D
PIC 0   Online      24X10GE SFPP OTN
PIC 1   Online      4X100GE CXP
Slot 17 Online      MPC6E 3D
PIC 0   Online      24X10GE SFPP
PIC 1   Online      4X100GE CXP
Slot 18 Online      MPC5E 3D Q 24XGE+6XLGE

```

```

PIC 0 Offline      12X10GE SFPP OTN
PIC 1 Offline      12X10GE SFPP OTN
PIC 2 Online       3X40GE QSFPP
PIC 3 Online       3X40GE QSFPP
Slot 19 Online     MPC5E 3D Q 24XGE+6XLGE
PIC 0 Online       12X10GE SFPP OTN
PIC 1 Offline      12X10GE SFPP OTN
PIC 2 Offline      3X40GE QSFPP
PIC 3 Online       3X40GE QSFPP

```

show chassis fpc detail (MX Series Routers)

```

user@host> show chassis fpc detail 2
Slot 0 information:
  State                               Online
  Temperature                         36 degrees C / 96 degrees F
  Total CPU DRAM                      1024 MB
  Total RLDRAM                        256 MB
  Total DDR DRAM                      4096 MB
  Start time:                        2009-08-11 21:20:30 PDT
  Uptime:                             2 hours, 8 minutes, 50 seconds
  Max Power Consumption               335 Watts

```

show chassis fpc detail (EX Series Switches)

```

user@host> show chassis fpc detail 2
Slot 1 information:
  State                               Online
  Temperature                         41
  Total CPU DRAM                      2048 MB
  Total RLDRAM                        1036 MB
  Total DDR DRAM                      11264 MB
  Start time:                        2013-04-02 00:04:52 PDT
  Uptime:                             7 days, 9 hours, 47 minutes, 46 seconds
  Max Power Consumption               610 Watts
Slot 2 information:
  State                               Online
  Temperature                         41
  Total CPU DRAM                      2048 MB
  Total RLDRAM                        1036 MB
  Total DDR DRAM                      11264 MB
  Start time:                        2013-04-02 00:04:56 PDT
  Uptime:                             7 days, 9 hours, 47 minutes, 42 seconds
  Max Power Consumption               610 Watts

```

show chassis fpc (Hardware Not Supported)

```

user@host> show chassis fpc
show chassis fpc

```

Slot	State	Temp (C)	CPU Utilization (%)	Memory Utilization (%)	DRAM (MB)	Heap	Buffer
0	Online	-----	CPU less FPC	-----			
1	Present	-----	Hardware Not In Right Slot	-----			
2	Online	0	0	0	0	0	0
3	Present	-----	Hardware Not Supported	-----			
4	Empty						
5	Empty						
6	Online	0	0	0	0	0	0

show chassis fpc detail (Hardware Not Supported)

```

user@host> show chassis fpc detail
Slot 0 information:
  State                               Online
  Total CPU DRAM                      ---- CPU less FPC ----
  Start time                         2006-07-07 03:21:00 UTC
  Uptime                             27 minutes, 51 seconds
Slot 1 information:
  State                               Present
  Reason                             --- Hardware Not In Right Slot ---
Slot 2 information:
  State                               Online
  Total CPU DRAM                      32 MB
  Start time                         2006-07-07 03:20:59 UTC
  Uptime                             27 minutes, 52 seconds
Slot 3 information:
  State                               Present
  Reason                             --- Hardware Not Supported ---
  Total CPU DRAM                      0 MB
Slot 6 information:
  State                               Online
  Total CPU DRAM                      32 MB
  Start time                         2006-07-07 03:21:01 UTC
  Uptime                             27 minutes, 50 seconds

```

show chassis fpc pic-status

```

user@host> show chassis fpc pic-status
Slot 0 Online
  PIC 1  1x OC-12 ATM, MM
  PIC 2  1x OC-12 ATM, MM
  PIC 3  1x OC-12 ATM, MM
Slot 1 Online
  PIC 0  1x OC-48 SONET, SMIR
Slot 2 Online
  PIC 0  1x OC-192 SONET, SMSR

```

show chassis fpc pic-status (M Series Routers)

```

user@host> show chassis fpc pic-status
Slot 1  Online      FPC Type 1
  PIC 0  Present    2x OC-3 ATM, MM- Hardware Error
  PIC 1  Online     4x OC-3 SONET, SMIR
Slot 2  Online      E-FPC Type 2
  PIC 0  Online     4x G/E, 1000 BASE-SX
  PIC 1  Online     2x G/E SFP, 1000 BASE
  PIC 3  Online     1x Tunnel
Slot 3  Online      E-FPC Type 1
  PIC 0  Online     1x G/E IQ, 1000 BASE
  PIC 2  Online     1x G/E SFP, 1000 BASE
Slot 4  Online      E-FPC Type 2
  PIC 0  Online     4x G/E SFP, 1000 BASE
  PIC 1  Online     4x G/E SFP, 1000 BASE
  PIC 2  Online     4x G/E SFP, 1000 BASE
  PIC 3  Online     4x G/E SFP, 1000 BASE
Slot 5  Online      FPC Type 2
...

```

show chassis fpc pic-status (M120 Router)

```

user@host> show chassis fpc pic-status
Slot 1  Online      M120 CFPC 10GE
PIC 0   Online      1x 10GE(LAN/WAN) XFP
Slot 3  Online      M120 FPC Type 2 (proto)
PIC 0   Online      2x G/E IQ, 1000 BASE
PIC 1   Online      4x OC-3 SONET, SMIR
PIC 2   Online      2x G/E IQ, 1000 BASE
PIC 3   Online      8x 1GE(LAN), IQ2
Slot 4  Online      M120 FPC Type 3 (proto)
PIC 0   Online      10x 1GE(LAN), 1000 BASE
Slot 5  Online      M120 FPC Type 1 (proto)
PIC 0   Present     1x G/E, 1000 BASE-LX- Not Supported
PIC 1   Online      1x CHOC3 IQ SONET, SMLR
PIC 2   Online      4x CHDS3 IQ
PIC 3   Online      1x G/E SFP, 1000 BASE

```

show chassis fpc pic-status (MX240, MX480, and MX960 Routers with Application Services Modular Line Card)

In the following output **Slot 1** and **Slot 5** are the Application Services Modular Carrier Cards (AS MCC), **PIC 0** is the Application Services Modular Storage Card (AS MSC), and **PIC 2** is the Application Services Modular Processing Card (AS MXC).

```

user@host>show chassis fpc pic-status
Slot 2  Online      MPC Type 1 3D Q
Slot 1  Online      AS-MCC
PIC 0   Online      AS-MSC
PIC 2   Online      AS-MXC
Slot 4  Offline     MPC 3D 16x 10GE
Slot 5  Offline     AS-MCC

```

show chassis fpc lcc (TX Matrix Router)

```

user@host> show chassis fpc lcc 0
lcc0-re0:
-----

```

Slot	State	Temp (C)	CPU Total	Utilization (%) Interrupt	Memory Utilization (%) DRAM (MB)	Heap	Buffer
0	Empty						
1	Online	27	2	0	256	8	44
2	Online	27	3	0	256	15	44
3	Empty						
4	Empty						
5	Empty						
6	Empty						
7	Empty						

show chassis fpc pic-status (TX Matrix Router)

```

user@host> show chassis fpc pic-status
lcc0-re0:
-----
Slot 0  Online      FPC Type 3
PIC 0   Online      1x OC-192 SM SR1
PIC 1   Online      1x OC-192 SM SR2
PIC 2   Online      1x OC-192 SM SR1
PIC 3   Online      1x Tunnel
Slot 1  Online      FPC Type 2
PIC 0   Online      1x OC-48 SONET, SMSR

```

```
PIC 1 Online      1x OC-48 SONET, SMSR
```

```
lcc1-re0:
```

```
lcc2-re0:
```

```
Slot 1 Online      FPC Type 3
  PIC 0 Online      1x OC-192 SM SR1
Slot 5 Online      FPC Type 2
  PIC 0 Online      1x OC-48 SONET, SMSR
  PIC 1 Online      2x G/E, 1000 BASE-LX
  PIC 2 Online      2x G/E, 1000 BASE-LX
  PIC 3 Online      1x OC-48 SONET, SMSR
```

```
lcc3-re0:
```

show chassis fpc pic-status lcc (TX Matrix Router)

```
user@host> show chassis fpc pic-status lcc 0
```

```
lcc0-re0:
```

```
Slot 0 Online      FPC Type 3
  PIC 0 Online      1x OC-192 SM SR2
Slot 1 Online      FPC Type 2
  PIC 0 Online      2x OC-12 ATM2 IQ, MM
  PIC 1 Online      1x OC-48 SONET, SMSR
  PIC 2 Online      1x OC-48 SONET, SMSR
  PIC 3 Online      4x G/E, 1000 BASE-SX
```

show chassis fpc (TX Matrix Plus Router)

```
user@host> show chassis fpc
```

```
lcc0-re0:
```

Slot	State	Temp (C)	CPU Utilization (%)	Memory Utilization (%)
			Total Interrupt	DRAM (MB) Heap Buffer
0	Empty			
1	Online	38	4 0	2048 3 24
2	Online	43	8 0	2048 6 24
3	Empty			
4	Online	43	6 0	2048 6 24
5	Empty			
6	Online	42	13 0	2048 6 24
7	Online	45	7 0	2048 3 24

```
lcc2-re0:
```

Slot	State	Temp (C)	CPU Utilization (%)	Memory Utilization (%)
			Total Interrupt	DRAM (MB) Heap Buffer
0	Online	42	10 0	2048 6 24
1	Empty			
2	Online	42	11 0	2048 6 24
3	Online	40	5 0	2048 3 24
4	Online	33	26 0	1024 8 49
5	Empty			
6	Online	43	8 0	2048 6 24
7	Online	46	6 0	2048 3 24

```
lcc3-re0:
```

Slot	State	Temp (C)	CPU Utilization (%) Total Interrupt	Memory DRAM (MB)	Utilization (%) Heap Buffer
0	Empty				
1	Empty				
2	Online	39	30 0	2048	7 24
3	Empty				
4	Online	41	8 0	2048	6 24
5	Online	41	12 0	2048	6 24
6	Online	40	8 0	2048	6 24
7	Online	42	4 0	2048	3 24

show chassis fpc lcc (TX Matrix Plus Router)

```
user@host> show chassis fpc lcc 0
lcc0-re0:
```

Slot	State	Temp (C)	CPU Utilization (%) Total Interrupt	Memory DRAM (MB)	Utilization (%) Heap Buffer
0	Empty				
1	Online	38	4 0	2048	3 24
2	Online	43	8 0	2048	6 24
3	Empty				
4	Online	43	6 0	2048	6 24
5	Empty				
6	Online	42	14 0	2048	6 24
7	Online	45	6 0	2048	3 24

show chassis fpc detail (TX Matrix Plus Router)

```
user@host> show chassis fpc details
```

```
lcc0-re0:
```

Slot 1 information:

```
State Online
Temperature 38 degrees C / 100 degrees F
Total CPU DRAM 2048 MB
Total SRAM 64 MB
Total SDRAM 1280 MB
Start time 2010-10-04 20:06:22 PDT
Uptime 1 hour, 32 minutes, 51 seconds
```

Slot 2 information:

```
State Online
Temperature 43 degrees C / 109 degrees F
Total CPU DRAM 2048 MB
Total SRAM 128 MB
Total SDRAM 2560 MB
Start time 2010-10-04 20:06:37 PDT
Uptime 1 hour, 32 minutes, 36 seconds
```

Slot 4 information:

```
State Online
Temperature 43 degrees C / 109 degrees F
Total CPU DRAM 2048 MB
Total SRAM 128 MB
Total SDRAM 2560 MB
Start time 2010-10-04 20:06:40 PDT
Uptime 1 hour, 32 minutes, 33 seconds
```

Slot 6 information:

```
State Online
Temperature 42 degrees C / 107 degrees F
```

```

Total CPU DRAM      2048 MB
Total SRAM          128 MB
Total SDRAM         2560 MB
Start time          2010-10-04 20:06:42 PDT
Uptime              1 hour, 32 minutes, 31 seconds

```

Slot 7 information:

```

State               Online
Temperature          45 degrees C / 113 degrees F
Total CPU DRAM      2048 MB
Total SRAM          64 MB
Total SDRAM         1280 MB
Start time          2010-10-04 20:06:43 PDT
Uptime              1 hour, 32 minutes, 30 seconds

```

lcc2-re0:

Slot 0 information:

```

State               Online
Temperature          42 degrees C / 107 degrees F
Total CPU DRAM      2048 MB
Total SRAM          128 MB
Total SDRAM         2560 MB
Start time          2010-10-04 20:06:35 PDT
Uptime              1 hour, 32 minutes, 38 seconds

```

Slot 2 information:

```

State               Online
Temperature          42 degrees C / 107 degrees F
Total CPU DRAM      2048 MB
Total SRAM          128 MB
Total SDRAM         2560 MB
Start time          2010-10-04 20:06:37 PDT
Uptime              1 hour, 32 minutes, 36 seconds

```

Slot 3 information:

```

State               Online
Temperature          40 degrees C / 104 degrees F
Total CPU DRAM      2048 MB
Total SRAM          64 MB
Total SDRAM         1280 MB
Start time          2010-10-04 20:06:28 PDT
Uptime              1 hour, 32 minutes, 45 seconds

```

Slot 4 information:

```

State               Online
Temperature          33 degrees C / 91 degrees F
Total CPU DRAM      1024 MB
Total SRAM          64 MB
Total SDRAM         1280 MB
Start time          2010-10-04 20:08:03 PDT
Uptime              1 hour, 31 minutes, 10 seconds

```

Slot 6 information:

```

State               Online
Temperature          43 degrees C / 109 degrees F
Total CPU DRAM      2048 MB
Total SRAM          128 MB
Total SDRAM         2560 MB
Start time          2010-10-04 20:06:44 PDT
Uptime              1 hour, 32 minutes, 29 seconds

```

Slot 7 information:

```

State               Online
Temperature          46 degrees C / 114 degrees F
Total CPU DRAM      2048 MB
Total SRAM          64 MB

```

```

Total SDRAM                1280 MB
Start time                  2010-10-04 20:06:46 PDT
Uptime                      1 hour, 32 minutes, 27 seconds

lcc3-re0:
-----
Slot 2 information:
State                       Online
Temperature                 38 degrees C / 100 degrees F
Total CPU DRAM              2048 MB
Total SRAM                  128 MB
Total SDRAM                 2560 MB
Start time                  2010-10-04 20:17:31 PDT
Uptime                      1 hour, 21 minutes, 42 seconds
Slot 4 information:
State                       Online
Temperature                 41 degrees C / 105 degrees F
Total CPU DRAM              2048 MB
Total SRAM                  128 MB
Total SDRAM                 2560 MB
Start time                  2010-10-04 20:17:34 PDT
Uptime                      1 hour, 21 minutes, 39 seconds
Slot 5 information:
State                       Online
Temperature                 41 degrees C / 105 degrees F
Total CPU DRAM              2048 MB
Total SRAM                  128 MB
Total SDRAM                 2560 MB
Start time                  2010-10-04 20:17:36 PDT
Uptime                      1 hour, 21 minutes, 37 seconds
Slot 6 information:
State                       Online
Temperature                 40 degrees C / 104 degrees F
Total CPU DRAM              2048 MB
Total SRAM                  128 MB
Total SDRAM                 2560 MB
Start time                  2010-10-04 20:17:39 PDT
Uptime                      1 hour, 21 minutes, 34 seconds
Slot 7 information:
State                       Online
Temperature                 42 degrees C / 107 degrees F
Total CPU DRAM              2048 MB
Total SRAM                  64 MB
Total SDRAM                 1280 MB
Start time                  2010-10-04 20:17:41 PDT
Uptime                      1 hour, 21 minutes, 32 seconds

```

show chassis fpc pic-status (TX Matrix Plus Router)

```
user@host> show chassis fpc pic-status
```

```

lcc0-re0:
-----
Slot 1  Online      FPC Type 2-ES
PIC 0   Online      8x 1GE(LAN), IQ2
Slot 2  Online      FPC Type 4-ES
PIC 0   Online      4x 10GE (LAN/WAN) XFP
Slot 4  Online      FPC Type 4-ES
PIC 0   Online      4x 10GE (LAN/WAN) XFP
Slot 6  Online      FPC Type 4-ES
PIC 0   Online      4x 10GE (LAN/WAN) XFP

```



```

PIC 1 Online      4x 10GE (LAN/WAN) XFP
Slot 7 Online      FPC Type 3-ES
PIC 0 Online      10x 1GE(LAN), 1000 BASE
PIC 2 Online      1x OC-192 SM SR2
PIC 3 Online      10x 1GE(LAN), 1000 BASE

```

1cc2-re0:

```

-----
Slot 0 Online      FPC Type 4-ES
PIC 0 Online      4x 10GE (LAN/WAN) XFP
Slot 2 Online      FPC Type 4-ES
PIC 0 Online      4x 10GE (LAN/WAN) XFP
PIC 1 Online      4x 10GE (LAN/WAN) XFP
Slot 3 Online      FPC Type 2-ES
PIC 0 Online      8x 1GE(LAN), IQ2
Slot 4 Online      FPC Type 4
PIC 0 Online      10x10GE(LAN/WAN) SFPP
Slot 6 Online      FPC Type 4-ES
PIC 0 Online      4x OC-192 SONET XFP
Slot 7 Online      FPC Type 3-ES
PIC 0 Online      10x 1GE(LAN), 1000 BASE
PIC 1 Offline     1x 10GE(LAN/WAN) IQ2E
PIC 2 Online      1x OC-192 SM SR2
PIC 3 Online      1x Tunnel

```

1cc3-re0:

```

-----
Slot 2 Online      FPC Type 4-ES
PIC 0 Online      10x10GE(LAN/WAN) SFPP
Slot 4 Online      FPC Type 4-ES
PIC 0 Online      4x OC-192 SONET XFP
Slot 5 Online      FPC Type 4-ES
PIC 0 Online      4x OC-192 SONET XFP
PIC 1 Online      4x 10GE (LAN/WAN) XFP
Slot 6 Online      FPC Type 4-ES
PIC 1 Online      4x 10GE (LAN/WAN) XFP
Slot 7 Online      FPC Type 3-ES
PIC 0 Online      10x 1GE(LAN), 1000 BASE
PIC 1 Online      8x 1GE(TYPE3), IQ2E
PIC 2 Online      4x OC-48 SONET

```

show chassis fpc (TI600 Router)

```
user@host> show chassis fpc
```

Slot	State	Temp (C)	CPU Utilization (%) Total Interrupt	Memory DRAM (MB)	Utilization (%) Heap Buffer
0	Empty				
1	Empty				
2	Online	49	3 0	2048	3 24
3	Online	46	6 0	2048	6 24
4	Empty				
5	Online	46	5 0	2048	3 24
6	Empty				
7	Online	44	8 0	1024	7 49

show chassis fpc detail (TI600 Router)

```
user@host> show chassis fpc detail
```

```

show chassis fpc detail
Slot 2 information:

```

```

State                               Online
Temperature                         49 degrees C / 120 degrees F
Total CPU DRAM                     2048 MB
Total SRAM                         64 MB
Total SDRAM                       1280 MB
Start time                         2010-10-04 21:12:52 PDT
Uptime                             32 minutes, 9 seconds
Slot 3 information:
State                               Online
Temperature                         47 degrees C / 116 degrees F
Total CPU DRAM                     2048 MB
Total SRAM                         128 MB
Total SDRAM                       2560 MB
Start time                         2010-10-04 21:13:06 PDT
Uptime                             31 minutes, 55 seconds
Slot 5 information:
State                               Online
Temperature                         46 degrees C / 114 degrees F
Total CPU DRAM                     2048 MB
Total SRAM                         64 MB
Total SDRAM                       1280 MB
Start time                         2010-10-04 21:12:56 PDT
Uptime                             32 minutes, 5 seconds
Slot 7 information:
State                               Online
Temperature                         44 degrees C / 111 degrees F
Total CPU DRAM                     1024 MB
Total SRAM                         64 MB
Total SDRAM                       1280 MB
Start time                         2010-10-04 21:14:34 PDT
Uptime                             30 minutes, 27 seconds

```

show chassis fpc <fpc-slot> (EX Series Switch)

```
user@host> show chassis fpc 2
```

Slot	State	Temp (C)	CPU Utilization (%)	Memory DRAM (MB)	Utilization (%)
			Total Interrupt	Heap	Buffer
2	Online	40	12 0	2048 19	14

show chassis fpc slot (T1600 Router)

```
user@host> show chassis fpc slot 2
```

Slot	State	Temp (C)	CPU Utilization (%)	Memory DRAM (MB)	Utilization (%)
			Total Interrupt	Heap	Buffer
2	Online	49	3 0	2048 3	24

show chassis fpc pic-status (T1600 Router)

```
user@host> show chassis fpc pic-status
```

```

Slot 2  Online      FPC Type 1-ES
PIC 0   Online      Load Type 1
PIC 1   Online      4x 1GE(LAN), IQ2E
PIC 3   Online      1x OC-12-3 SFP
Slot 3  Online      FPC Type 4-ES
PIC 0   Online      4x 10GE (LAN/WAN) XFP
PIC 1   Online      4x OC-192 SONET XFP
Slot 5  Online      FPC Type 2-ES
PIC 0   Online      Load Type 2
PIC 1   Online      8x 1GE(LAN), IQ2E

```

```

PIC 2 Online      8x 1GE(LAN), IQ2E
PIC 3 Online      1x OC-48-12-3 SFP
Slot 7 Online     FPC Type 4
PIC 0 Online      4x 10GE (LAN/WAN) XFP

```

show chassis fpc (T4000 Router)

```
user@host> show chassis fpc
```

Slot	State	Temp (C)	CPU Utilization (%)	Memory Utilization (%)
			Total Interrupt	DRAM (MB) Heap Buffer
0	Online	48	15 0	2816 21 27
1	Empty			
2	Empty			
3	Online	51	15 0	2816 21 27
4	Empty			
5	Online	39	8 0	2048 6 23
6	Online	49	15 0	2816 21 27
7	Empty			

show chassis fpc detail (T4000 Router)

```
user@host> show chassis fpc detail
```

Slot 0 information:

```

State Online
Temperature 48 degrees C / 118 degrees F
Total CPU DRAM 2816 MB
Total SRAM 1554 MB
Total SDRAM 10752 MB
Start time 2012-02-09 22:56:25 PST
Uptime 2 hours, 40 minutes, 52 seconds

```

Slot 3 information:

```

State Online
Temperature 51 degrees C / 123 degrees F
Total CPU DRAM 2816 MB
Total SRAM 1554 MB
Total SDRAM 10752 MB
Start time 2012-02-09 22:56:22 PST
Uptime 2 hours, 40 minutes, 55 seconds

```

Slot 5 information:

```

State Online
Temperature 39 degrees C / 102 degrees F
Total CPU DRAM 2048 MB
Total SRAM 128 MB
Total SDRAM 2560 MB
Start time 2012-02-09 22:51:27 PST
Uptime 2 hours, 45 minutes, 50 seconds

```

Slot 6 information:

```

State Online
Temperature 49 degrees C / 120 degrees F
Total CPU DRAM 2816 MB
Total SRAM 1554 MB
Total SDRAM 10752 MB
Start time 2012-02-09 22:56:29 PST
Uptime 2 hours, 40 minutes, 48 seconds

```

show chassis fpc pic-status (T4000 Router)

```
user@host> show chassis fpc pic-status
```

```

Slot 0 Online FPC Type 5-3D
PIC 0 Online 12x10GE (LAN/WAN) SFPP
PIC 1 Online 12x10GE (LAN/WAN) SFPP

```

```

Slot 3  Online      FPC Type 5-3D
      PIC 0  Online      1x100GE
      PIC 1  Online      12x10GE (LAN/WAN) SFPP
Slot 5  Online      FPC Type 4-ES
      PIC 0  Online      100GE
      PIC 1  Online      100GE CFP
Slot 6  Online      FPC Type 5-3D
      PIC 0  Online      12x10GE (LAN/WAN) SFPP
      PIC 1  Online      12x10GE (LAN/WAN) SFPP

```

show chassis fpc (QFX Series and OCX Series)

```

user@switch> show chassis fpc
Temp CPU Utilization (%) Memory      Utilization (%)
Slot State              (C) Total Interrupt    DRAM (MB) Heap      Buffer
0 Online                26      2           0      2820      0        49

```

show chassis fpc detail (QFX3500 Switches)

```

user@switch> show chassis fpc detail
Slot 0 information:
  State                               Online
  Temperature                         28 degrees C / 82 degrees F
  Total CPU DRAM                      2820 MB
  Total SRAM                          0 MB
  Total SDRAM                        0 MB
  Start time                         2010-09-20 01:34:13 PDT
  Uptime                             3 days, 3 hours, 31 minutes, 48 seconds

```

show chassis fpc pic-status (QFX3500 Switches)

```

user@switch> show chassis fpc pic-status
Slot 0  Online      QFX 48x10G 4x40G Switch
      PIC 0  Online      48x 10G-SFP+
      PIC 1  Online      15x 10G-SFP+

```

show chassis fpc interconnect-device (QFabric System)

```

user@switch> show chassis fpc interconnect-device interconnect1
FPC status:
Slot State      Temp
              (C)
0 Online        0
1 Online        0
2 Online        0
3 Online        0
4 Online        0
5 Online        0
6 Online        0
7 Online        0
8 Online        0
9 Online        0
10 Online       0
11 Online       0
12 Online       0
13 Online       0
14 Online       0
15 Online       0

```

show chassis fpc interconnect-device (QFabric System)

```

user@switch> show chassis fpc interconnect-device interconnect1 3

```

```

FPC status:
Slot State      Temp
              (C)
  3  Online      0

```

show chassis fpc interconnect-device detail (QFabric System)

```

user@switch> show chassis fpc interconnect-device interconnect1 3 detail
Slot 3 information:
State      Online
Temperature      0 degrees C / 32 degrees F
Start time      2011-08-18 10:45:04 PDT
Uptime         1 minute, 49 seconds

```

show chassis fpc pic-status interconnect-device (QFabric System)

```

user@switch> show chassis fpc pic-status interconnect-device interconnect1
Slot 0  Online      QFX 16-port QSFP+ Front Card
PIC 0   Online      16x 40G-QSFP+
PIC 1   Online      16x 40G-GE
Slot 1  Online      QFX 16-port QSFP+ Front Card
PIC 0   Online      16x 40G-QSFP+
PIC 1   Online      16x 40G-GE
Slot 2  Online      QFX 16-port QSFP+ Front Card
PIC 0   Online      16x 40G-QSFP+
PIC 1   Online      16x 40G-GE
Slot 3  Online      QFX 16-port QSFP+ Front Card
PIC 0   Online      16x 40G-QSFP+
PIC 1   Online      16x 40G-GE
Slot 4  Online      QFX 16-port QSFP+ Front Card
PIC 0   Online      16x 40G-QSFP+
PIC 1   Online      16x 40G-GE
Slot 5  Online      QFX 16-port QSFP+ Front Card
PIC 0   Online      16x 40G-QSFP+
PIC 1   Online      16x 40G-GE
Slot 6  Online      QFX 16-port QSFP+ Front Card
PIC 0   Online      16x 40G-QSFP+
PIC 1   Online      16x 40G-GE
Slot 7  Online      QFX 16-port QSFP+ Front Card
PIC 0   Online      16x 40G-QSFP+
PIC 1   Online      16x 40G-GE
Slot 8  Online      QFX Fabric Rear Card
PIC 0   Online      16x 40G-GE
Slot 9  Online      QFX Fabric Rear Card
PIC 0   Online      16x 40G-GE
Slot 10 Online      QFX Fabric Rear Card
PIC 0   Online      16x 40G-GE
Slot 11 Online      QFX Fabric Rear Card
PIC 0   Online      16x 40G-GE
Slot 12 Online      QFX Fabric Rear Card
PIC 0   Online      16x 40G-GE
Slot 13 Online      QFX Fabric Rear Card
PIC 0   Online      16x 40G-GE
Slot 14 Online      QFX Fabric Rear Card
PIC 0   Online      16x 40G-GE
Slot 15 Online      QFX Fabric Rear Card
PIC 0   Online      16x 40G-GE

```

show chassis fpc pic-status node-device (QFabric System)

```

user@switch> show chassis fpc pic-status node-device node1

```

```

Slot node1 Online      QFX 48x10G 4x40G Switch
PIC 0 Online          48x 10G-SFP+
PIC 1 Online          4x 40G-QSFP+

```

show chassis fpc (PTX5000 Packet Transport Router)

```

user@host> show chassis fpc

```

Slot	State	Temp (C)	CPU Total	Utilization (%) Interrupt	Memory DRAM (MB)	Utilization (%) Heap	Utilization (%) Buffer
0	Empty						
1	Empty						
2	Online	50	6	0	2816	5	27
3	Empty						
4	Empty						
5	Online	48	9	0	2816	5	27
6	Empty						
7	Online	49	8	0	2816	5	27

show chassis fpc detail (PTX5000 Packet Transport Router)

```

user@host> show chassis fpc detail

```

Slot 2 information:

State	Online
Temperature	35 degrees C / 95 degrees F (PMB)
Temperature	35 degrees C / 95 degrees F (Intake)
Temperature	50 degrees C / 122 degrees F (Exhaust A)
Temperature	54 degrees C / 129 degrees F (Exhaust B)
Temperature	54 degrees C / 129 degrees F (TL0)
Temperature	52 degrees C / 125 degrees F (TQ0)
Temperature	61 degrees C / 141 degrees F (TL1)
Temperature	58 degrees C / 136 degrees F (TQ1)
Temperature	57 degrees C / 134 degrees F (TL2)
Temperature	58 degrees C / 136 degrees F (TQ2)
Temperature	62 degrees C / 143 degrees F (TL3)
Temperature	61 degrees C / 141 degrees F (TQ3)
Total CPU DRAM	2816 MB
Total SRAM	0 MB
Total SDRAM	0 MB
Start time	2012-01-12 12:05:42 PST
Uptime	3 hours, 14 minutes, 7 seconds

Slot 5 information:

State	Online
Temperature	35 degrees C / 95 degrees F (PMB)
Temperature	34 degrees C / 93 degrees F (Intake)
Temperature	48 degrees C / 118 degrees F (Exhaust A)
Temperature	53 degrees C / 127 degrees F (Exhaust B)
Temperature	54 degrees C / 129 degrees F (TL0)
Temperature	52 degrees C / 125 degrees F (TQ0)
Temperature	69 degrees C / 156 degrees F (TL1)
Temperature	56 degrees C / 132 degrees F (TQ1)
Temperature	54 degrees C / 129 degrees F (TL2)
Temperature	56 degrees C / 132 degrees F (TQ2)
Temperature	59 degrees C / 138 degrees F (TL3)
Temperature	60 degrees C / 140 degrees F (TQ3)
Total CPU DRAM	2816 MB
Total SRAM	0 MB
Total SDRAM	0 MB
Start time	2012-01-12 12:05:43 PST
Uptime	3 hours, 14 minutes, 6 seconds

Slot 7 information:

```

State                               Online
Temperature                         35 degrees C / 95 degrees F (PMB)
Temperature                         33 degrees C / 91 degrees F (Intake)
Temperature                         50 degrees C / 122 degrees F (Exhaust A)
Temperature                         55 degrees C / 131 degrees F (Exhaust B)
Temperature                         56 degrees C / 132 degrees F (TL0)
Temperature                         56 degrees C / 132 degrees F (TQ0)
Temperature                         61 degrees C / 141 degrees F (TL1)
Temperature                         57 degrees C / 134 degrees F (TQ1)
Temperature                         55 degrees C / 131 degrees F (TL2)
Temperature                         59 degrees C / 138 degrees F (TQ2)
Temperature                         62 degrees C / 143 degrees F (TL3)
Temperature                         62 degrees C / 143 degrees F (TQ3)
Total CPU DRAM                      2816 MB
Total SRAM                          0 MB
Total SDRAM                         0 MB
Start time                          2012-01-12 12:05:44 PST
Uptime                              3 hours, 14 minutes, 5 seconds

```

show chassis fpc pic-status (PTX5000 Packet Transport Router)

```

user@host> show chassis fpc pic-status
Slot 2  Online      FPC
PIC 0   Online      24x 10GE(LAN) SFP+
PIC 1   Online      24x 10GE(LAN) SFP+
Slot 5  Online      FPC
PIC 0   Online      24x 10GE(LAN) SFP+
PIC 1   Online      2x 40GE CFP
Slot 7  Online      FPC
PIC 0   Online      24x 10GE(LAN) SFP+
PIC 1   Online      2x 40GE CFP

```

show chassis fpc (ACX2000 Universal Access Router)

```

user@host> show chassis fpc

```

Slot	State	Temp (C)	CPU Utilization (%)	Memory DRAM (MB)	Utilization (%)
			Total Interrupt	Heap	Buffer
0	Online	61	17 6	512 21	37

show chassis fpc 0 (ACX2000 Universal Access Router)

```

user@host> show chassis fpc 0

```

Slot	State	Temp (C)	CPU Utilization (%)	Memory DRAM (MB)	Utilization (%)
			Total Interrupt	Heap	Buffer
0	Online	61	17 6	512 21	37

show chassis fpc detail (ACX2000 Universal Access Router)

```

user@host> show chassis fpc detail
Slot 0 information:
State                               Online
Temperature                         61 degrees C / 141 degrees F
Total CPU DRAM                      512 MB
Start time                          2012-05-29 02:52:06 PDT
Uptime                              27 minutes, 17 seconds

```

show chassis fpc pic-status (ACX2000 Universal Access Router)

```

user@host> show chassis fpc pic-status
Slot 0  Online
PIC 0   Online      16x CHE1T1, RJ48
PIC 1   Online      8x 1GE(LAN) RJ45

```

```
PIC 2 Online      2x 1GE(LAN) SFP
PIC 3 Online      2x 10GE(LAN) SFP+
```

show chassis FPC 1 (MX Routers with Media Services Blade [MSB])

```
user@switch> show chassis fpc 1
              Temp  CPU Utilization (%)  Memory      Utilization (%)
Slot State      (C)  Total  Interrupt    DRAM (MB)  Heap      Buffer
  1 Online        34    5        0        3072      5        13
```

show chassis FPC 1 detail (MX Routers with Media Services Blade [MSB])

```
user@switch> show chassis fpc 1 detail
Slot 1 information:
State                               Online
Temperature                         34
Total CPU DRAM                     3072 MB
Total RLDRAM                       259 MB
Total DDR DRAM                     4864 MB
Start time:                        2012-06-19 10:51:43 PDT
Uptime:                            16 minutes, 48 seconds
Max Power Consumption              550 Watts
```


show chassis hardware

List of Syntax	Syntax on page 201 Syntax (EX Series) on page 201 Syntax (T4000 Router) on page 201 Syntax (TX Matrix Router) on page 201 Syntax (TX Matrix Plus Router) on page 201 Syntax (MX Series Routers) on page 201 Syntax (MX104, MX2010, and MX2020 3D Universal Edge Routers) on page 202 Syntax (QFX Series) on page 202 Syntax (OCX Series) on page 202 Syntax (PTX Series Packet Transport Routers) on page 202 Syntax (ACX Series Universal Access Routers) on page 202 Syntax (ACX5048 and ACX5096 Routers) on page 202 Syntax (ACX500 Routers) on page 202
Syntax	<pre>show chassis hardware <detail extensive> <clei-models> <models></pre>
Syntax (EX Series)	<pre>show chassis hardware <clei-models> <detail extensive> <models> <satellite [slot-id <i>slot-id</i> device-alias <i>alias-name</i>]></pre>
Syntax (T4000 Router)	<pre>show chassis hardware <clei-models> <detail extensive> <models></pre>
Syntax (TX Matrix Router)	<pre>show chassis hardware <clei-models> <detail extensive> <models> <lcc <i>number</i> scc></pre>
Syntax (TX Matrix Plus Router)	<pre>show chassis hardware <clei-models> <detail extensive> <models> <lcc <i>number</i> sfc <i>number</i>></pre>
Syntax (MX Series Routers)	<pre>show chassis hardware <detail extensive> <clei-models> <models> <all-members> <local> <member <i>member-id</i>></pre>

Syntax (MX104, MX2010, and MX2020 3D Universal Edge Routers)	<pre>show chassis hardware <clei-models> <detail extensive> <models> <satellite [slot-id <i>slot-id</i> device-alias <i>alias-name</i>]></pre>
Syntax (QFX Series)	<pre>show chassis hardware <detail extensive> <clei-models> <interconnect-device <i>name</i>> <node-device <i>name</i>> <models></pre>
Syntax (OCX Series)	<pre>show chassis hardware <detail extensive> <clei-models> <models></pre>
Syntax (PTX Series Packet Transport Routers)	<pre>show chassis hardware <detail extensive> <clei-models> <models></pre>
Syntax (ACX Series Universal Access Routers)	<pre>show chassis hardware <detail extensive> <clei-models> <models></pre>
Syntax (ACX5048 and ACX5096 Routers)	<pre>show chassis hardware <detail extensive> <clei-models> <models></pre>
Syntax (ACX500 Routers)	<pre>show chassis hardware <detail extensive> <clei-models> <models></pre>
Release Information	<p>Command introduced before Junos OS Release 7.4.</p> <p>models option introduced in Junos OS Release 8.2.</p> <p>Command introduced in Junos OS Release 9.0 for EX Series switches.</p> <p>sfc option introduced in Junos OS Release 9.6 for the TX Matrix Plus router.</p> <p>Command introduced in Junos OS Release 11.1 for QFX Series.</p> <p>Command introduced in Junos OS Release 12.1X48 for PTX Series Packet Transport Routers.</p> <p>Command introduced in Junos OS Release 12.2 for ACX Series Universal Access Routers.</p> <p>Command introduced in Junos OS Release 12.3 for MX2010 and MX2020 3D Universal Edge Routers.</p> <p>Command introduced in Junos OS Release 15.1X54-D20 for ACX5048 and ACX5096 Routers.</p>
Description	Display a list of all Flexible PIC Concentrators (FPCs) and PICs installed in the router or switch chassis, including the hardware version level and serial number.

In the EX Series switch command output, FPC refers to the following:

- On EX2200 switches, EX3200 switches, EX4200 standalone switches, and EX4500 switches—Refers to the switch; FPC *number* is always 0.
- On EX4200 switches in a Virtual Chassis configuration—Refers to the member of a Virtual Chassis; FPC *number* equals the member ID, from 0 through 9.
- On EX8208 and EX8216 switches—Refers to a line card; FPC *number* equals the slot number for the line card.

On QFX3500, QFX5100, and OCX Series standalone switches, both the FPC and FPC *number* are always 0.

On T4000 Type 5 FPCs, there are no **top temperature sensor** or **bottom temperature sensor** parameters. Instead, **fan intake temperature sensor** and **fan exhaust temperature sensors** parameters are displayed.

Starting from Junos OS Release 11.4, the output of the **show chassis hardware models** operational mode command displays the enhanced midplanes FRU model numbers (CHAS-BP3-MX240-S, CHAS-BP3-MX480-S or CHAS-BP3-MX960-S) based on the router. Prior to release 11.4, the FRU model numbers are left blank when the router has enhanced midplanes. Note that the enhanced midplanes are introduced through the Junos OS Release 13.3, but can be supported on all Junos OS releases.

Starting with Junos OS Release 14.1, the output of the **show chassis hardware detail | extensive | clei-models | models** operational mode command displays the new DC power supply module (PSM) and power distribution unit (PDU) that are added to provide power to the high-density FPC (FPC2-PTX-P1A) and other components in a PTX5000 Packet Transport Router.

- Options**
- none**—Display information about hardware. For a TX Matrix router, display information about the TX Matrix router and its attached T640 routers. For a TX Matrix Plus router, display information about the TX Matrix Plus router and its attached routers.
 - clei-models**—(Optional) Display Common Language Equipment Identifier (CLEI) barcode and model number for orderable field-replaceable units (FRUs).
 - detail**—(Optional) Include RAM and disk information in output.
 - extensive**—(Optional) Display ID EEPROM information.
 - all-members**—(MX Series routers only) (Optional) Display hardware-specific information for all the members of the Virtual Chassis configuration.
 - interconnect-device name**—(QFabric systems only) (Optional) Display hardware-specific information for the Interconnect device.
 - lcc number**—(TX Matrix routers and TX Matrix Plus router only) (Optional) On a TX Matrix router, display hardware information for a specified T640 router (line-card chassis) that is connected to the TX Matrix router. On a TX Matrix Plus router, display hardware information for a specified router (line-card chassis) that is connected to the TX Matrix Plus router.

Replace *number* with the following values depending on the LCC configuration:

- 0 through 3, when T640 routers are connected to a TX Matrix router in a routing matrix.
- 0 through 3, when T1600 routers are connected to a TX Matrix Plus router in a routing matrix.
- 0 through 7, when T1600 routers are connected to a TX Matrix Plus router with 3D SIBs in a routing matrix.
- 0, 2, 4, or 6, when T4000 routers are connected to a TX Matrix Plus router with 3D SIBs in a routing matrix.

local—(MX Series routers only) (Optional) Display hardware-specific information for the local Virtual Chassis members.

member *member-id*—(MX Series routers and EX Series switches) (Optional) Display hardware-specific information for the specified member of the Virtual Chassis configuration. Replace *member-id* variable with a value 0 or 1.

models—(Optional) Display model numbers and part numbers for orderable FRUs and, for components that use ID EEPROM format v2, the CLEI code.

node-device *name*—(QFabric systems only) (Optional) Display hardware-specific information for the Node device.

satellite [*slot-id slot-id* | *device-alias alias-name*]—(Junos Fusion only) (Optional) Display hardware information for the specified satellite device in a Junos Fusion, or for all satellite devices in the Junos Fusion if no satellite devices are specified.

scc—(TX Matrix router only) (Optional) Display hardware information for the TX Matrix router (switch-card chassis).

sfc *number*—(TX Matrix Plus router only) (Optional) Display hardware information for the TX Matrix Plus router (switch-fabric chassis). Replace *number* variable with 0.

Additional Information The **show chassis hardware detail** command now displays DIMM information for the following Routing Engines, as shown in [Table 8 on page 204](#).

Table 8: Routing Engines Displaying DIMM Information

Routing Engines	Routers
RE-S-1800x2 and RE-S-1800x4	MX240, MX480, and MX960 routers
RE-A-1800x2	M120 and M320 routers

In Junos OS Release 11.4 and later, the output for the **show chassis hardware models** operational mode command for MX Series routers display the enhanced midplanes FRU model numbers—CHAS-BP3-MX240-S, CHAS-BP3-MX480-S, or CHAS-BP3-MX960-S—based on the router. In releases before Junos OS Release 11.4, the FRU model numbers are left blank when the router has enhanced midplanes. Note

that the enhanced midplanes are introduced through Junos OS Release 13.3, but can be supported on all Junos OS releases.

Required Privilege Level	view
Related Documentation	<ul style="list-style-type: none"> • <i>show chassis power</i>
List of Sample Output	show chassis hardware (EX8216 Switch) on page 211 show chassis hardware clei-models (EX8216 Switch) on page 212 show chassis hardware clei-models (T1600 Router) on page 213 show chassis hardware (EX2300-C Switch) on page 214 show chassis hardware (EX2300 Switch) on page 214 show chassis hardware detail (EX4200 Switch) on page 214 show chassis hardware (EX4300 Switch) on page 214 show chassis hardware models (EX4500 Switch) on page 215 show chassis hardware detail (EX9200 Switch) on page 215 show chassis hardware (M7i Router) on page 216 show chassis hardware (M10 Router) on page 216 show chassis hardware models (M10 Router) on page 217 show chassis hardware (M20 Router) on page 217 show chassis hardware models (M20 Router) on page 218 show chassis hardware (M40 Router) on page 218 show chassis hardware (M40e Router) on page 219 show chassis hardware (M120 Router) on page 219 show chassis hardware detail (M120 Router) on page 220 show chassis hardware models (M120 Router) on page 221 show chassis hardware (M160 Router) on page 222 show chassis hardware models (M160 Router) on page 222 show chassis hardware detail (M160 Router) on page 223 show chassis hardware (M320 Router) on page 224 show chassis hardware models (M320 Router) on page 225 show chassis hardware (MX5 Router) on page 226 show chassis hardware (MX10 Router) on page 226 show chassis hardware (MX40 Router) on page 227 show chassis hardware (Fixed MX80 Router) on page 227 show chassis hardware (Modular MX80 Router) on page 228 show chassis hardware (MX104 Router) on page 228 show chassis hardware detail (MX104 Router) on page 229 show chassis hardware detail (MX480 Packet Transport Router with details of virtual disk size) on page 229 show chassis hardware extensive (MX104 Router) on page 230 show chassis hardware models (MX104 Router) on page 233 show chassis hardware clei-models (MX104 Router) on page 233 show chassis hardware (MX240 Router) on page 234 show chassis hardware detail (MX 240 Router with Routing Engine Displaying DIMM Information) on page 234 show chassis hardware (MX240 Router with Enhanced MX SCB) on page 235

[show chassis hardware \(MX480 Router\) on page 236](#)
[show chassis hardware \(MX480 Router with Enhanced MX SCB\) on page 236](#)
[show chassis hardware \(MX480 Routers with MPC5E and Built-In OTN PIC\) on page 236](#)
[show chassis hardware detail \(MX480 Routers with MPC5E and Built-In OTN PIC\) on page 238](#)
[show chassis hardware extensive \(MX480 Routers with MPC5E and Built-In OTN PIC\) on page 239](#)
[show chassis hardware \(MX960 Router\) on page 242](#)
[show chassis hardware \(MX960 Router with Bidirectional Optics\) on page 243](#)
[show chassis hardware \(MX960 Router with Enhanced MX SCB\) on page 243](#)
[show chassis hardware models \(MX960 Router with Enhanced MX SCB\) on page 245](#)
[show chassis hardware \(MX960 Router with MPC5EQ\) on page 246](#)
[show chassis hardware detail \(MX960 Router\) on page 249](#)
[show chassis hardware detail \(MX960 Router with MPC5EQ\) on page 249](#)
[show chassis hardware extensive \(MX960 Router with MPC5EQ\) on page 252](#)
[show chassis hardware models \(MX960 Router with MPC5EQ\) on page 261](#)
[show chassis hardware clei-models \(MX960 Router with MPC5EQ\) on page 261](#)
[show chassis hardware \(MX960 Router with MPC3E and 100-Gigabit DWDM OTN MIC\) on page 262](#)
[show chassis hardware clei-models \(MX960 Router with MPC3E and 100-Gigabit DWDM OTN MIC\) on page 263](#)
[show chassis hardware \(PTX3000 Router with 5-port 100-Gigabit DWDM OTN PIC\) on page 263](#)
[show chassis hardware clei-models \(PTX3000 Router with 5-port 100-Gigabit DWDM OTN PIC\) on page 264](#)
[show chassis hardware \(MX2010 Router\) on page 264](#)
[show chassis hardware detail \(MX2010 Router\) on page 267](#)
[show chassis hardware extensive \(MX2010 Router\) on page 271](#)
[show chassis hardware models \(MX2010 Router\) on page 277](#)
[show chassis hardware clei-models \(MX2010 Routers\) on page 278](#)
[show chassis hardware \(MX2010 Routers with MPC6E and OTN MIC\) on page 278](#)
[show chassis hardware detail \(MX2010 Routers with MPC6E and OTN MIC\) on page 280](#)
[show chassis hardware extensive \(MX2010 Routers with MPC6E and OTN MIC\) on page 282](#)
[show chassis hardware \(MX2020 Router\) on page 287](#)
[show chassis hardware detail \(MX2020 Router\) on page 295](#)
[show chassis hardware models \(MX2020 Router\) on page 304](#)
[show chassis hardware clei-models \(MX2020 Router\) on page 305](#)
[show chassis hardware \(MX2020 Router with MPC5EQ and MPC6E\) on page 307](#)
[show chassis hardware detail \(MX2020 Router with MPC5EQ and MPC6E\) on page 311](#)
[show chassis hardware extensive \(MX2020 Router with MPC5EQ and MPC6E\) on page 313](#)
[show chassis hardware models \(MX2020 Routers with MPC5EQ and MPC6E\) on page 319](#)
[show chassis hardware clei-models \(MX2020 Router with MPC5EQ and MPC6E\) on page 320](#)
[show chassis hardware \(MX Series routers with ATM MIC\) on page 321](#)
[show chassis hardware \(MX240, MX480, MX960 routers with Application Services Modular Line Card\) on page 321](#)

[show chassis hardware extensive \(MX240, MX480, MX960 Routers with Application Services Modular Line Card\) on page 322](#)

[show chassis hardware \(MX480 Router with MPC4E\) on page 323](#)

[show chassis hardware \(MX2020 Router with MPC4E\) on page 323](#)

[show chassis hardware \(MX5, MX10, MX40, MX80, MX240, MX480, and MX960 Routers with Enhanced 20-Port Gigabit Ethernet MIC\) on page 325](#)

[show chassis hardware models \(MX5, MX10, MX40, MX80, MX240, MX480, and MX960 Routers with Enhanced 20-Port Gigabit Ethernet MIC\) on page 326](#)

[show chassis hardware \(T320 Router\) on page 326](#)

[show chassis hardware \(T640 Router\) on page 327](#)

[show chassis hardware models \(T640 Router\) on page 328](#)

[show chassis hardware extensive \(T640 Router\) on page 329](#)

[show chassis hardware \(T4000 Router\) on page 329](#)

[show chassis hardware \(T4000 Router with 16-GB Line Card Chassis \(LCC\) Routing Engine\) on page 331](#)

[show chassis hardware \(T4000 Router with LSR FPC\) on page 332](#)

[show chassis hardware clei-models \(T4000 Router\) on page 332](#)

[show chassis hardware detail \(T4000 Router\) on page 333](#)

[show chassis hardware models \(T4000 Router\) on page 335](#)

[show chassis hardware lcc \(TX Matrix Router\) on page 335](#)

[show chassis hardware scc \(TX Matrix Router\) on page 336](#)

[show chassis hardware \(T1600 Router\) on page 336](#)

[show chassis hardware \(TX Matrix Plus Router\) on page 339](#)

[show chassis hardware sfc \(TX Matrix Plus Router\) on page 343](#)

[show chassis hardware extensive \(TX Matrix Plus Router\) on page 345](#)

[show chassis hardware clei-models \(TX Matrix Plus Router\) on page 346](#)

[show chassis hardware detail \(TX Matrix Plus Router\) on page 348](#)

[show chassis hardware models \(TX Matrix Plus Router\) on page 350](#)

[show chassis hardware \(TX Matrix Plus Router with 3D SIBs\) on page 353](#)

[show chassis hardware clei-models \(TX Matrix Plus Router with 3D SIBs\) on page 356](#)

[show chassis hardware detail \(TX Matrix Plus Router with 3D SIBs\) on page 360](#)

[show chassis hardware lcc \(TX Matrix Plus Router with 3D SIBs\) on page 363](#)

[show chassis hardware sfc \(TX Matrix Plus Router with 3D SIBs\) on page 364](#)

[show chassis hardware \(16-Port 10-Gigabit Ethernet MPC with SFP+ Optics \[MX Series Routers\]\) on page 366](#)

[show chassis hardware \(MPC3E \[MX Series Routers\]\) on page 366](#)

[show chassis hardware \(QFX3500 Switches\) on page 367](#)

[show chassis hardware detail \(QFX3500 Switches\) on page 368](#)

[show chassis hardware models \(QFX3500 Switches\) on page 369](#)

[show chassis hardware clei-models \(QFX3500 Switches\) on page 369](#)

[show chassis hardware clei-models \(QFX5100 Switches\) on page 369](#)

[show chassis hardware interconnect-device \(QFabric Systems\) on page 370](#)

[show chassis hardware node-device \(QFabric Systems\) on page 370](#)

[show chassis hardware \(PTX5000 Packet Transport Router\) on page 370](#)

[show chassis hardware \(PTX5000 Packet Transport Router with AC PSM and PDU\) on page 371](#)

[show chassis hardware \(PTX5000 Packet Transport Router with FPC2-PTX-P1A\) on page 372](#)

[show chassis hardware clei-models \(PTX5000 Packet Transport Router\) on page 372](#)

[show chassis hardware clei-models \(PTX5000 Packet Transport Router with AC PSM and PDU\) on page 373](#)
[show chassis hardware clei-models \(PTX5000 Packet Transport Router with FPC2-PTX-P1A\) on page 373](#)
[show chassis hardware detail \(PTX5000 Packet Transport Router\) on page 374](#)
[show chassis hardware detail \(PTX5000 Packet Transport Router with AC PSM and PDU\) on page 375](#)
[show chassis hardware detail \(PTX5000 Packet Transport Router with FPC2-PTX-P1A\) on page 375](#)
[show chassis hardware models \(PTX5000 Packet Transport Router\) on page 376](#)
[show chassis hardware models \(PTX5000 Packet Transport Router with AC PSM and PDU\) on page 376](#)
[show chassis hardware models \(PTX5000 Packet Transport Router with FPC2-PTX-P1A\) on page 377](#)
[show chassis hardware extensive \(PTX5000 Packet Transport Router\) on page 377](#)
[show chassis hardware extensive \(PTX5000 with Control Board 2\) on page 378](#)
[show chassis hardware \(MX Routers with Media Services Blade \[MSB\]\) on page 378](#)
[show chassis hardware extensive \(MX Routers with Media Services Blade \[MSB\]\) on page 378](#)
[show chassis hardware \(ACX5048 Router\) on page 380](#)
[show chassis hardware detail \(ACX5048 Router\) on page 380](#)
[show chassis hardware clei-models \(ACX5048 Router\) on page 381](#)
[show chassis hardware models \(ACX5048 Router\) on page 381](#)
[show chassis hardware \(ACX5096 Router\) on page 381](#)
[show chassis hardware detail \(ACX5096 Router\) on page 382](#)
[show chassis hardware clei-models \(ACX5096 Router\) on page 382](#)
[show chassis hardware models \(ACX5096 Router\) on page 383](#)
[show chassis hardware \(ACX500 Router\) on page 383](#)
[show chassis hardware detail \(ACX500 Router\) on page 383](#)
[show chassis hardware extensive \(ACX500 Router\) on page 384](#)
[show chassis hardware clei-models \(ACX500 Router\) on page 385](#)
[show chassis hardware models \(ACX500 Router\) on page 385](#)

Output Fields [Table 9 on page 209](#) lists the output fields for the **show chassis hardware** command. Output fields are listed in the approximate order in which they appear.

Table 9: show chassis hardware Output Fields

Field Name	Field Description	Level of Output
Item	<p>Chassis component:</p> <ul style="list-style-type: none"> (EX Series switches)—Information about the chassis, Routing Engine (SRE and Routing Engine modules in EX8200 switches), power supplies, fan trays, and LCD panel. Also displays information about Flexible PIC Concentrators (FPCs) and associated Physical Interface Cards (PICs). Information about the backplane, midplane, and SIBs (SF modules) is displayed for EX8200 switches. (MX Series routers and EX Series switches)—Information about the backplane, Routing Engine, Power Entry Modules (PEMs), and fan trays. Also displays information about Flexible PIC Concentrators (FPCs) and associated Physical Interface Cards (PICs), Modular Port Concentrators (MPCs) and associated Modular Interface Cards (MICs), or Dense Port Concentrators (DPCs). MX80 routers have a single Routing Engine and a built-in Packet Forwarding Engine that attaches directly to MICs. The Packet Forwarding Engine has two “pseudo” FPCs (FPC 0 and FPC1). MX80 routers also have a Forwarding Engine Board (FEB). MX104 routers have a built-in Packet forwarding Engine and a Forwarding Engine Board (FEB). The Packet Forwarding Engine of the MX104 router has three “pseudo” FPCs (FPC0, FPC1, and FPC2). (M Series routers, except for the M320 router)—Information about the backplane; power supplies; fan trays; Routing Engine; maxicab (the connection between the Routing Engine and the backplane, for the M40 router only); SCB, SSB, SFM, or FEB; MCS and PCG (for the M160 router only); each FPC and PIC; and each fan, blower, and impeller. (M120, M320, and T Series routers)—Information about the backplane, power supplies, fan trays, midplane, FPM (craft interface), CIP, PEM, SCG, CB, FPC, PIC, SFP, SPMB, and SIB. (QFX Series)—Information about the chassis, Pseudo CB, Routing Engine, power supplies, fan trays, Interconnect devices, and Node devices. Also displays information about Flexible PIC Concentrators (FPCs) and associated Physical Interface Cards (PICs). (PTX Series)—Information about the chassis, midplane, craft interface (FPM), power distribution units (PDUs) and Power Supply Modules (PSMs), Centralized Clock Generators (CCGs), Routing Engines, Control Boards (CBs) and Switch Processor Mezzanine Boards (SPMBs), Flexible PIC Concentrators (FPCs), PICs, Switch Interface Boards (SIBs), and fan trays (vertical and horizontal). (MX2010 and MX2020 routers)—Information about the chassis, midplane, craft interface (FPM), power midplane (PMP), Power Supply Modules (PSMs), Power Distribution Modules (PDMs), Routing Engines, Control Boards (CBs) and Switch Processor Mezzanine Boards (SPMBs), Switch Fabric Boards (SFBs), Flexible PIC Concentrators (FPCs), PICs, adapter cards (ADCs) and fan trays. 	All levels
Version	Revision level of the chassis component.	All levels
Part number	Part number of the chassis component.	All levels
Serial number	Serial number of the chassis component. The serial number of the backplane is also the serial number of the router chassis. Use this serial number when you need to contact Juniper Networks Customer Support about the router or switch chassis.	All levels

Table 9: show chassis hardware Output Fields (*continued*)

Field Name	Field Description	Level of Output
Assb ID or Assembly ID	(extensive keyword only) Identification number that describes the FRU hardware.	extensive
Assembly Version	(extensive keyword only) Version number of the FRU hardware.	extensive
Assembly Flags	(extensive keyword only) Flags.	extensive
FRU model number	(clei-models , extensive , and models keyword only) Model number of the FRU hardware component.	none specified
CLEI code	(clei-models and extensive keyword only) Common Language Equipment Identifier code. This value is displayed only for hardware components that use ID EEPROM format v2. This value is not displayed for components that use ID EEPROM format v1.	none specified
EEPROM Version	ID EEPROM version used by the hardware component: 0x00 (version 0), 0x01 (version 1), or 0x02 (version 2).	extensive
Description	<p>Brief description of the hardware item:</p> <ul style="list-style-type: none"> • Type of power supply. • Type of PIC. If the PIC type is not supported on the current software release, the output states Hardware Not Supported. • Type of FPC: FPC Type 1, FPC Type 2, FPC Type 3, FPC Type 4, or FPC TypeOC192. <p>On EX Series switches, a brief description of the FPC.</p> <p>The following list shows the PIM abbreviation in the output and the corresponding PIM name.</p> <ul style="list-style-type: none"> • 2x FE—Either two built-in Fast Ethernet interfaces (fixed PIM) or dual-port Fast Ethernet PIM • 4x FE—4-port Fast Ethernet ePIM • 1x GE Copper—Copper Gigabit Ethernet ePIM (one 10-Mbps, 100-Mbps, or 1000-Mbps port) • 1x GE SFP—SFP Gigabit Ethernet ePIM (one fiber port) • 2x Serial—Dual-port serial PIM • 2x T1—Dual-port T1 PIM • 2x E1—Dual-port E1 PIM • 2x CT1E1—Dual-port channelized T1/E1 PIM • 1x T3—T3 PIM (one port) • 1x E3—E3 PIM (one port) • 4x BRI S/T—4-port ISDN BRI S/T PIM • 4x BRI U—4-port ISDN BRI U PIM • 1x ADSL Annex A—ADSL 2/2+ Annex A PIM (one port, for POTS) • 1x ADSL Annex B—ADSL 2/2+ Annex B PIM (one port, for ISDN) • 2x SHDSL (ATM)—G SHDSL PIM (2-port two-wire module or 1-port four-wire module) 	All levels

Table 9: show chassis hardware Output Fields (*continued*)

Field Name	Field Description	Level of Output
	<ul style="list-style-type: none"> • 1x TGM550—TGM550 Telephony Gateway Module (Avaya VoIP gateway module with one console port, two analog LINE ports, and two analog TRUNK ports) • 1x DS1 TIM510—TIM510 E1/T1 Telephony Interface Module (Avaya VoIP media module with one E1 or T1 trunk termination port and ISDN PRI backup) • 4x FXS, 4x FXO, TIM514—TIM514 Analog Telephony Interface Module (Avaya VoIP media module with four analog LINE ports and four analog TRUNK ports) • 4x BRI TIM521—TIM521 BRI Telephony Interface Module (Avaya VoIP media module with four ISDN BRI ports) • Crypto Accelerator Module—For enhanced performance of cryptographic algorithms used in IP Security (IPsec) services • MPC M16x10GE—16-port 10-Gigabit Module Port Concentrator that supports SFP+ optical transceivers. (Not on EX Series switches.) • For hosts, the Routing Engine type. • For small form-factor pluggable transceiver (SFP) modules, the type of fiber: LX, SX, LH, or T. • LCD description for EX Series switches (except EX2200 switches). • MPC2—1-port MPC2 that supports two separate slots for MICs. • MPC3E—1-port MPC3E that supports two separate slots for MICs (MIC-3D-1X100GE-CFP and MIC-3D-20GE-SFP) on MX960, MX480, and MX240 routers. The MPC3E maps one MIC to one PIC (1 MIC, 1 PIC), which differs from the mapping of legacy MPCs. • 100GBASE-LR4, pluggable CFP optics • Supports the Enhanced MX Switch Control Board with fabric redundancy and existing SCBs without fabric redundancy. • Interoperates with existing MX Series line cards, including Flexible Port Concentrators (FPC), Dense Port Concentrators (DPCs), and Modular Port Concentrators (MPCs). • MPC4E—Fixed configuration MPC4E that is available in two flavors: MPC4E-3D-32XGE-SFP and MPC4E-3D-2CGE-8XGE on MX2020, MX960, MX480, and MX240 routers. • LCD description for MX Series routers 	

Sample Output

show chassis hardware (EX8216 Switch)

```

user@host> show chassis hardware
Hardware inventory:
Item          Version  Part number  Serial number  Description
Chassis       REV 06   710-016845   CY0109220035   EX8216
Midplane      REV 06   710-016845   BA0909120112   EX8216-MP
CB 0          REV 22   710-020771   AX0109197723   EX8216-RE320
CB 1          REV 22   710-020771   AX0109197726   EX8216-RE320
  Routing Engine 1    BUILTIN      BUILTIN        RE-EX8216
FPC 3         REV 19   710-020683   BC0109083125   EX8200-48F
  CPU         REV 13   710-020598   BF0109144549   EX8200-CPU
FPC 4         REV 17   710-020683   BC0108500127   EX8200-48F
  CPU         REV 10   710-020598   BF0108460510   EX8200-CPU

```

PIC 0		BUILTIN	BUILTIN	48x 100 Base-QFX/1000
Base-X				
Xcvr 1	REV 01	740-011613	PE70V89	SFP-SX
Xcvr 11	REV 01	740-011613	PE70YCE	SFP-SX
Xcvr 12	REV 01	740-011613	PE70VSH	SFP-SX
Xcvr 13	REV 01	740-011613	E08C02063	SFP-SX
Xcvr 14	REV 01	740-011613	PE70VKU	SFP-SX
Xcvr 15	REV 01	740-011613	E08E03372	SFP-SX
Xcvr 21	REV 01	740-011613	PE70VAD	SFP-SX
Xcvr 22	REV 01	740-011613	E08E01228	SFP-SX
Xcvr 23	REV 01	740-011613	PE70VSL	SFP-SX
Xcvr 24	REV 01	740-011613	E08E03409	SFP-SX
Xcvr 25	REV 01	740-011613	PE70VL4	SFP-SX
Xcvr 26	REV 01	740-011613	PDQ4L2Z	SFP-SX
Xcvr 27	REV 01	740-011613	PE70WFK	SFP-SX
Xcvr 28	REV 01	740-011782	PBD2B5U	SFP-SX
Xcvr 29	REV 01	740-011613	PE70UQX	SFP-SX
Xcvr 30	REV 01	740-011613	PE70VL5	SFP-SX
Xcvr 31	REV 01	740-011613	PE70V0F	SFP-SX
Xcvr 32	REV 01	740-011613	E08C02052	SFP-SX
Xcvr 33	REV 01	740-011613	E08C02197	SFP-SX
Xcvr 34	REV 01	740-011613	PE70V0L	SFP-SX
Xcvr 35	REV 01	740-011613	E08E03390	SFP-SX
Xcvr 36	REV 01	740-011613	PDQ4VL9	SFP-SX
Xcvr 37	REV 01	740-011613	E08E03370	SFP-SX
Xcvr 38	REV 01	740-011613	E08E03362	SFP-SX
Xcvr 39	REV 01	740-011613	E08C02065	SFP-SX
Xcvr 40	REV 01	740-011613	E08E03405	SFP-SX
Xcvr 41	REV 01	740-011613	E08E03411	SFP-SX
Xcvr 43	REV 01	740-011613	E08C02171	SFP-SX
Xcvr 45	REV 01	740-011613	E08E03410	SFP-SX
FPC 13	REV 16	710-016837	BB0109051344	EX8200-8XS
CPU				
SIB 0	REV 10	710-021613	AY0109166244	EX8216-SF320
SIB 1	REV 10	710-021613	AY0109166357	EX8216-SF320
SIB 2	REV 10	710-021613	AY0109166362	EX8216-SF320
SIB 3	REV 10	710-021613	AY0109166338	EX8216-SF320
SIB 4	REV 10	710-021613	AY0109166350	EX8216-SF320
SIB 5	REV 10	710-021613	AY0109166365	EX8216-SF320
SIB 6	REV 10	710-021613	AY0109166361	EX8216-SF320
SIB 7	REV 10	710-021613	AY0109166399	EX8216-SF320
PSU 0	REV 17	740-021466	BG0709170003	EX8200-AC2K
PSU 1	REV 17	740-021466	BG0709170004	EX8200-AC2K
PSU 2	REV 17	740-021466	BG0709170020	EX8200-AC2K
PSU 3	REV 17	740-021466	BG0709170017	EX8200-AC2K
PSU 4	REV 17	740-021466	BG0709170008	EX8200-AC2K
PSU 5	REV 17	740-021466	BG0709170018	EX8200-AC2K
Top Fan Tray				
FTC 0	REV 4	760-022620	CX1209140212	EX8216-FT
FTC 1	REV 4	760-022620	CX1209140212	EX8216-FT
Bottom Fan Tray				
FTC 0	REV 4	760-022620	CX1209140211	EX8216-FT
FTC 1	REV 4	760-022620	CX1209140211	EX8216-FT
LCD 0	REV 04	710-025742	CE0109186919	EX8200 LCD

show chassis hardware clei-models (EX8216 Switch)

```

user@host> show chassis hardware clei-models
Hardware inventory:
Item          Version  Part number  CLEI code  FRU model number
Midplane      REV 08   710-016845

```

```

PSU 0          REV 05  740-023002  COUPAEAEAA  EX8200-PWR-AC3KR
PSU 1          REV 05  740-023002  COUPAEAEAA  EX8200-PWR-AC3KR
PSU 2          REV 05  740-023002  COUPAEAEAA  EX8200-PWR-AC3KR
PSU 3          REV 05  740-023002  COUPAEAEAA  EX8200-PWR-AC3KR
PSU 4          REV 05  740-023002  COUPAEAEAA  EX8200-PWR-AC3KR
PSU 5          REV 05  740-023002  COUPAEAEAA  EX8200-PWR-AC3KR
Top Fan Tray
Bottom Fan Tray

```

show chassis hardware clei-models (T1600 Router)

```

user@host> show chassis hardware clei-models
Hardware inventory:
Item                Version  Part number  CLEI code  FRU model number
Midplane            REV 03  710-005608
FPM Display         REV 05  710-002897
CIP                 REV 06  710-002895
PEM 0              Rev 07  740-017906  IPUPAC7KTA  PWR-T1600-3-80-DC-S
PEM 1              Rev 18  740-002595  PWR-T-DC-S
SCG 0              REV 15  710-003423  SCG-T-S
Routing Engine 0    REV 08  740-014082  RE-A-2000-4096-S
Routing Engine 1    REV 07  740-014082  RE-A-2000-4096-S
CB 0               REV 05  710-007655  CB-T-S
CB 1               REV 03  710-017707  CB-T-S
FPC 0              REV 07  710-013558  T640-FPC2-E2
  PIC 0            REV 01  750-010618  PB-4GE-SFP
  PIC 1            REV 06  750-001900  PB-10C48-SON-SMSR
  PIC 2            REV 14  750-001901  PB-40C12-SON-SMIR
  PIC 3            REV 07  750-001900  PB-10C48-SON-SMSR
FPC 1              REV 06  710-013553  T640-FPC1-E2
  PIC 0            REV 08  750-001072  P-1GE-SX
  PIC 1            REV 10  750-012266  PB-4GE-TYPE1-SFP-IQ2
  PIC 2            REV 22  750-005634  PB-1CHOC12SMIR-QPP
FPC 2
  PIC 0            REV 16  750-007141  PC-10GE-SFP
  PIC 1            REV 06  750-015217  PC-8GE-TYPE3-SFP-IQ2
  PIC 2            REV 05  750-004695  PC-TUNNEL
  PIC 3            REV 17  750-009553  PC-40C48-SON-SFP
FPC 3              REV 01  710-010154  T640-FPC3-E
  PIC 0            REV 07  750-012793  PC-1XGE-TYPE3-XFP-IQ2
  PIC 1            REV 25  750-007141  PC-10GE-SFP
  PIC 2            REV 17  750-009553  PC-40C48-SON-SFP
  PIC 3            REV 32  750-003700  PC-10C192-SON-VSR
FPC 4              REV 16  710-013037  T1600-FPC4-ES
  PIC 1            REV 06  750-034781  PD-1CE-CFP
FPC 5              REV 02  710-013037  T1600-FPC4-ES
  PIC 0            REV 16  750-012518  PD-40C192-SON-XFP
  PIC 1            REV 01  750-010850  PD-10C768-SON-SR
FPC 6              REV 14  710-013037  T1600-FPC4-ES
  PIC 0            REV 11  750-017405  PD-4XGE-XFP
  PIC 1            REV 13  750-017405  PD-4XGE-XFP
FPC 7              REV 09  710-007529  T640-FPC3
  PIC 0            REV 10  750-012793  PC-1XGE-TYPE3-XFP-IQ2
  PIC 1            REV 01  750-015217  PC-8GE-TYPE3-SFP-IQ2
  PIC 2            REV 01  750-015217  PC-8GE-TYPE3-SFP-IQ2
  PIC 3            REV 15  750-009450  PC-10C192-SON-SR2
SIB 0              REV 07  710-013074  SIB-I-T1600-S
SIB 1              REV 07  710-013074  SIB-I-T1600-S
SIB 2              REV 07  710-013074  SIB-I-T1600-S
SIB 3              REV 07  710-013074  SIB-I-T1600-S
SIB 4              REV 07  710-013074  SIB-I-T1600-S

```

Fan Tray 0	FANTRAY-T-S
Fan Tray 1	FANTRAY-T-S
Fan Tray 2	FAN-REAR-TX-T640-S

show chassis hardware (EX2300-C Switch)

```

user@switch> show chassis hardware
Hardware inventory:
Item              Version  Part number  Serial number  Description
Chassis
Pseudo CB 0
Routing Engine 0
FPC 0             REV 04    650-059984   HV0215410003   EX2300-C-12P
  CPU             BUILTIN   BUILTIN      FPC CPU
  PIC 0           REV 04    BUILTIN      BUILTIN        12x10/100/1000 Base-T
  PIC 1           REV 04    650-059984   HV0215410003   2x10G SFP/SFP+
    Xcvr 0        REV 01    740-021309   T09K00695      SFP+-10G-LR
    Xcvr 1        REV 01    740-030658   AD1146A05JT    SFP+-10G-USR
Power Supply 0
JPSU-170W-AC

```

show chassis hardware (EX2300 Switch)

```

user@switch> show chassis hardware
Hardware inventory:
Item              Version  Part number  Serial number  Description
Chassis
Pseudo CB 0
Routing Engine 0
FPC 0             REV 05    650-059968   JY0215410033   EX2300-24P
  CPU             BUILTIN   BUILTIN      FPC CPU
  PIC 0           REV 05    BUILTIN      BUILTIN        24x10/100/1000 Base-T
  PIC 1           REV 05    650-059968   JY0215410033   4x10G SFP/SFP+
    Xcvr 0        REV 01    740-030658   AD1125A03ES    SFP+-10G-USR
    Xcvr 1        REV 01    740-021308   AJPOTDZ        SFP+-10G-SR
    Xcvr 3        REV 01    740-021309   A9401FL        SFP+-10G-LR
Power Supply 0
JPSU-450W-AC-AFO
Fan Tray 0
(AFO)
Fan Tray 1
(AFO)
Fan Module, Airflow Out
Fan Module, Airflow Out

```

show chassis hardware detail (EX4200 Switch)

```

user@host> show chassis hardware detail
Hardware inventory:
Item              Version  Part number  Serial number  Description
Chassis
Routing Engine 0 REV 11    750-021256   BM0208327733   EX4200-24T, 8 POE
Routing Engine 0 BM0208327733 EX4200-24T, 8 POE
FPC 0             REV 11    750-021256   BM0208327733   EX4200-24T, 8 POE
  CPU             BUILTIN   BUILTIN      FPC CPU
  PIC 0           BUILTIN   BUILTIN      24x 10/100/1000 Base-T
  PIC 1           REV 03B   711-021270   AR0208162285   4x GE SFP
  BRD             REV 08    711-021264   AK0208328289   EX4200-24T, 8 POE
Power Supply 0    REV 03    740-020957   AT0508346354   PS 320W AC
Fan Tray
Fan Tray

```

show chassis hardware (EX4300 Switch)

```

user@host> show chassis hardware
Hardware inventory:
Item              Version  Part number  Serial number  Description

```

Chassis			PD3713160055	EX4300-48P
Routing Engine 0	REV 04	650-044930	PD3713160055	EX4300-48P
FPC 0	REV 04	650-044930	PD3713160055	EX4300-48P
CPU		BUILTIN	BUILTIN	FPC CPU
PIC 0	REV 04	BUILTIN	BUILTIN	48x 10/100/1000 Base-T
PIC 1	REV 04	BUILTIN	BUILTIN	4x 40GE
Power Supply 0	REV 01	740-046871	1EDA3090026	JPSU-1100-AC-AF0-A
Fan Tray 0 (AF0)				Fan Module, Airflow Out
Fan Tray 1 (AF0)				Fan Module, Airflow Out

show chassis hardware models (EX4500 Switch)

```
user@host> show chassis hardware models
```

Hardware inventory:				
Item	Version	Part number	Serial number	FRU model number
Routing Engine 0	REV 01	750-035700	GG0210271867	EX4500-40F-FB-C
FPC 0	REV 01	750-035700	GG0210271867	EX4500-40F-FB-C
PIC 0		BUILTIN	BUILTIN	EX4500-40F-FB-C
Power Supply 1	REV 01	740-029654	H884FS00JC09	EX4500-PWR1-AC-FB

show chassis hardware detail (EX9200 Switch)

```
user@switch> show chassis hardware
```

Hardware inventory:				
Item	Version	Part number	Serial number	Description
Chassis			JN111DA44RFB	EX9208
Midplane	REV 05	710-017414	TS2912	EX9208-BP
FPM Board	REV 02	710-017254	XN1804	Front Panel Display
PEM 0	Rev 01	740-022697	QCS0906C033	PS 1.2-1.7kW; 100-240V
AC in				
PEM 1	Rev 01	740-022697	QCS0906C095	PS 1.2-1.7kW; 100-240V
AC in				
Routing Engine 0	REV 08	740-031116	9009122883	RE-S-EX9200-1800X4
CB 0	REV 16	750-031391	CAAW4391	EX9200-SCBEF
PC 0	REV 07	750-049612	CABJ9312	EX9200 40x1G Copper
CPU	REV 04	711-038484	CABH8268	MPCE PMB 2G
MIC 0	REV 02	750-049607	CABT9623	40x 1GE RJ45
PIC 0		BUILTIN	BUILTIN	10x 1GE RJ45
PIC 1		BUILTIN	BUILTIN	10x 1GE RJ45
PIC 2		BUILTIN	BUILTIN	10x 1GE RJ45
PIC 3		BUILTIN	BUILTIN	10x 1GE RJ45
FPC 1	REV 10	710-013699	CAAN3529	EX9200-40x1G-SFP
CPU	REV 04	711-038484	CAAL7608	MPCE PMB 2G
MIC 0	REV 26	750-028392	CAAS5151	20x 1GE SFP
PIC 0		BUILTIN	BUILTIN	10x 1GE SFP
PIC 1		BUILTIN	BUILTIN	10x 1GE SFP
MIC 1	REV 26	750-028392	CAAC8006	20x 1GE SFP
PIC 2		BUILTIN	BUILTIN	10x 1GE SFP
Xcvr 8	REV 01	740-011613	E08L03674	SFP-SX
Xcvr 9	REV 01	740-011613	E08M00243	SFP-SX
PIC 3		BUILTIN	BUILTIN	10x 1GE SFP
FPC 3	REV 10	710-013699	CAAR5261	EX9200-40x1G-SFP
CPU	REV 04	711-038484	CAAS2118	MPCE PMB 2G
MIC 0	REV 26	750-028392	CAAS5067	20x 1GE SFP
PIC 0		BUILTIN	BUILTIN	10x 1GE SFP
Xcvr 2	REV 01	740-031851	PNA7L8U	SFP-SX
Xcvr 3	REV 02	740-011613	AM0943SEKGZ	SFP-SX
Xcvr 4	REV 02	740-011613	AM0943SEJZ9	SFP-SX

PIC 1		BUILTIN	BUILTIN	10x 1GE SFP
MIC 1	REV 26	750-028392	CAAS5132	20x 1GE SFP
PIC 2		BUILTIN	BUILTIN	10x 1GE SFP
Xcvr 4	REV 01	740-011613	E08D02625	SFP-SX
Xcvr 9	REV 02	740-011613	PJH4RD9	SFP-SX
PIC 3		BUILTIN	BUILTIN	10x 1GE SFP
Xcvr 0	REV 01	740-011613	AM0813S8YME	SFP-SX
Fan Tray				Left Fan Tray

show chassis hardware (M7i Router)

```
user@host> show chassis hardware
```

```
Hardware inventory:
```

Item	Version	Part number	Serial number	Description
Chassis			31959	M7i
Midplane	REV 02	710-008761	CA0209	M7i Midplane
Power Supply 0	Rev 04	740-008537	PD10272	AC Power Supply
Routing Engine	REV 01	740-008846	1000396803	RE-5.0
CFEB	REV 02	750-009492	CA0166	Internet Processor IIv1
FPC 0				E-FPC
PIC 0	REV 04	750-003163	HJ6416	1x G/E, 1000 BASE-SX
PIC 1	REV 04	750-003163	HJ6423	1x G/E, 1000 BASE-SX
PIC 2	REV 04	750-003163	HJ6421	1x G/E, 1000 BASE-SX
PIC 3	REV 02	750-003163	HJ0425	1x G/E, 1000 BASE-SX
FPC 1				E-FPC
PIC 2	REV 01	750-009487	HM2275	ASP - Integrated
PIC 3	REV 01	750-009098	CA0142	2x F/E, 100 BASE-TX

```
Hardware inventory:
```

Item	Version	Part number	Serial number	Description
Chassis			B1157	M7i
Midplane	REV 05	710-008761	DM0840	M7i Midplane
Power Supply 0	Rev 08	740-008537	TE53755	AC Power Supply
Routing Engine	REV 07	740-011202	1000736567	RE-850
CFEB	REV 09	750-010463	DK6952	Internet Processor II
FPC 0				E-FPC
PIC 0	REV 12	750-012838	DL7993	4x 1GE(LAN), IQ2
Xcvr 0	REV 01	740-011614	PD94TDJ	SFP-LX10
Xcvr 1	REV 01	740-011615	PAD5EER	UNSUPPORTED
Xcvr 2	REV 01	740-011614	PD94THU	SFP-LX10
Xcvr 3		NON-JNPR	PDC2E7A	SFP-LX10
PIC 1	REV 03	750-023116	JT0203	4x CHSTM1 SDH CE SFP
Xcvr 0	REV 01	740-012434	AGT063832PS	SFP-SR
Xcvr 1	REV 01	740-012434	AGT063832LY	SFP-SR
Xcvr 3	REV 01	740-016064	C06J19018	SFP-LR
PIC 2	REV 15	750-014895	DM5757	MultiServices 100
PIC 3	REV 01	750-025390	JW9448	12x T1/E1 CE
FPC 1				E-FPC
PIC 2		BUILTIN	BUILTIN	1x Tunnel
PIC 3	REV 09	750-009099	DM0899	1x G/E, 1000 BASE
Xcvr 0	REV 01	740-012434	AGT07150HGJ	UNSUPPORTED
Fan Tray				Rear Fan Tray

show chassis hardware (M10 Router)

```
user@host> show chassis hardware
```

```
Hardware inventory:
```

Item	Version	Part number	Serial number	Description
Chassis			1122	M10
Midplane	REV 1.1	710-001950	S/N AC6626	
Power supply A	Rev 01	740-002497	S/N LC36095	AC
Power supply B	Rev 01	740-002497	S/N LC36100	AC


```

Display          REV 1.2  710-001995  S/N AC6656
Host             18000005dfb3fb01  teknor
FEB             REV 01  710-001948  S/N AC6632  Internet Processor II
FPC 0
  PIC 0          REV 08  750-001072  S/N AB2485  1x G/E, 1000 BASE-SX
  PIC 1          REV 01  750-000613  S/N AA1048  1x OC-12 SONET, SMIR
FPC 1
Fan Tray 0
Fan Tray 1      FANTRAY-M10I-S
                FANTRAY-M10I-S

```

show chassis hardware models (M10 Router)

```

user@host> show chassis hardware models
Hardware inventory:
Item          Version  Part number  CLEI code  FRU model number
Midplane      REV 04  710-008920
Power Supply 0 Rev 06  740-008537  PWR-M10i-M7i-AC-S
Power Supply 1 Rev 06  740-008537  PWR-M10i-M7i-AC-S
HCM 0         REV 03  710-010580  HCM-M10i-S
HCM 1         REV 03  710-010580  HCM-M10i-S
Routing Engine 0 REV 09  740-009459  RE-400-256-S
CFEB 0        REV 05  750-010465  FEB-M10i-M7i-S
FPC 0
  PIC 0        REV 10  750-002971  PE-40C3-SON-MM
  PIC 1        REV 11  750-002992  PE-4FE-TX
  PIC 2        REV 03  750-002977  PE-20C3-ATM-MM
  PIC 3        REV 08  750-005724  PE-20C3-ATM2-MM
FPC 1
  PIC 2        REV 12  750-008425  PE-AS
  PIC 3        REV 13  750-005636  PE-4CHDS3-QPP
Fan Tray 0    FANTRAY-M10I-S
Fan Tray 1    FANTRAY-M10I-S

```

show chassis hardware (M20 Router)

```

user@host> show chassis hardware
Hardware inventory:
Item          Version  Part number  Serial number  Description
Chassis                               20033         M20
Backplane     REV 07  710-001517  S/N AA7940
Power supply B Rev 01  740-001465  S/N 000001    AC
Display       REV 02  710-001519  S/N AA9704
Host 0        98000004f8f27501  teknor
SSB slot 0    REV 01  710-001951  S/N AD5905    Internet Processor II
  SSRAM bank 0 REV 01  710-001385  S00480        2 MB
  SSRAM bank 1 REV 01  710-001385  S00490        2 MB
  SSRAM bank 2 REV 01  710-001385  S001:?        2 MB
  SSRAM bank 3 REV 01  710-001385  S00483        2 MB
SSB slot 1    N/A    N/A         N/A          Backup
FPC 1         REV 01  710-001292  S/N AB7528
  SSRAM        REV 01  710-000077  S/N 304209    1 MB
  SDRAM bank 0 REV 01  710-000099  S/N 000603    64 MB
  SDRAM bank 1 REV 01  710-000099  S/N 000414    64 MB
  PIC 0        REV 03  750-000612  S/N AB8433    2x OC-3 ATM, MM
  PIC 1        REV 01  750-000616  S/N AA1168    1x OC-12 ATM, MM
  PIC 2        REV 01  750-000613  S/N AA1008    1x OC-12 SONET, SMIR
  PIC 3        REV 01  750-002501  S/N AD5810    4x E3
FPC 2         REV 01  710-001292  S/N AC0119
  SSRAM        REV 01  710-000077  S/N 503241    1 MB
  SDRAM bank 0 REV 01  710-000099  S/N 306835    64 MB
  SDRAM bank 1 REV 01  710-000099  S/N 306832    64 MB

```

Fan Tray 0
Fan Tray 1
Fan Tray 2
Fan Tray 3

Front Upper Fan Tray
Front Middle Fan Tray
Front Bottom Fan Tray
Rear Fan Tray

show chassis hardware models (M20 Router)

user@host> show chassis hardware models

Hardware inventory:

Item	Version	Part number	CLEI code	FRU model number
Backplane	REV 03	710-002334		CHAS-MP-M20-S
Power Supply A	REV 06	740-001465		PWR-M20-AC-S
Display	REV 04	710-001519		CRAFT-M20-S
Routing Engine 0	REV 06	740-003239		RE-333-768-S
Routing Engine 1	REV 06	740-003239		RE-333-768-S
SSB 0	REV 02	710-001951		SSB-E-M20
SSB 1	N/A	N/A		
FPC 0	REV 03	710-003308		FPC-E
PIC 0	REV 08	750-002303		P-4FE-TX
PIC 1	REV 07	750-004745		P-2MCDS3
PIC 2	REV 03	750-002965		PE-4CHDS3
FPC 1	REV 03	710-003308		FPC-E
PIC 0	REV 03	750-002914		P-20C3-ATM-MM
Fan Tray 0				FANTRAY-F-M20-S
Fan Tray 1				FANTRAY-F-M20-S
Fan Tray 2				FANTRAY-F-M20-S
Fan Tray 3				FANTRAY-R-M20-S

show chassis hardware (M40 Router)

user@host> show chassis hardware

Hardware inventory:

Item	Version	Part number	Serial number	Description
Backplane	REV 02	710-000073	S/N AA0053	
Power supply A	Rev 2	740-000235	S/N 000042	DC
Maxicab	REV X1	710-000229	S/N AA0139	
Minicab	REV X1	710-000482	S/N AA0201	
Display	REV 06	710-000150	S/N AA0905	
Host				cpv5000
SCB	REV X1	710-000075	S/N AA0158	Internet Processor I
SSRAM bank 0	REV 02	710-000077	S/N AA2267	1 MB
SSRAM bank 1	REV 02	710-000077	S/N AA2270	1 MB
SSRAM bank 2	REV 02	710-000077	S/N AA2269	1 MB
SSRAM bank 3	REV 02	710-000077	S/N AA2268	1 MB
FPC 0	REV 01	710-000175	S/N AA0048	
SSRAM	REV 01	710-000077	S/N AA2333	1 MB
SDRAM bank 0	REV 01	710-000099	S/N AA2332	64 MB
SDRAM bank 1	REV X1	710-000099	S/N AA2337	64 MB
PIC 0	REV 04	750-000613	S/N aa0343	1x OC-12 SONET, SMIR
PIC 1	REV 04	750-000613	S/N AA0379	1x OC-12 SONET, SMIR
PIC 2	REV 04	750-000613	S/N AA0377	1x OC-12 SONET, SMIR
PIC 3	REV 04	750-000613	S/N AA0378	1x Tunnel
FPC 2	REV 01	710-000175	S/N AA0042	
SSRAM	REV 02	710-000077	S/N AA2288	1 MB
SDRAM bank 0	REV 01	710-000099	S/N AA2331	64 MB
SDRAM bank 1	REV 01	710-000099	S/N AA2330	64 MB
PIC 0	REV X1	750-000603	S/N AA0143	4x OC-3 SONET, SMIR
PIC 1	REV X1	750-000615	S/N AA0149	4x OC-3 SONET, MM
PIC 2	REV X1	750-000611	S/N AA0148	4x OC-3 SONET, MM
PIC 3	REV 04	750-000613	S/N AA0330	1x OC-12 SONET, SMIR
FPC 4	REV 01	710-000175	S/N AA0050	

SSRAM	REV 01	710-000077	S/N AA2327	1 MB
SDRAM bank 0	REV 01	710-000099	S/N AA2329	64 MB
SDRAM bank 1	REV 01	710-000099	S/N AA2328	64 MB
PIC 0	REV 04	750-000613	S/N AA0320	1x OC-12 SONET, SMIR
PIC 2	REV 05	750-000616	S/N AA1341	1x OC-12 ATM, MM
PIC 3	REV 08	750-001072	S/N AB2462	1x G/E, 1000 BASE-SX
FPC 5	REV 10	710-000175	S/N AA7663	
SSRAM	REV 01	710-000077	S/N 501590	1 MB
SDRAM bank 0	REV 01	710-000099	S/N 300949	64 MB
SDRAM bank 1	REV 01	710-000099	S/N 300868	64 MB
PIC 1	REV 01	750-001323	S/N AB1670	1x Tunnel

show chassis hardware (M40e Router)

```
user@host> show chassis hardware
```

Hardware inventory:

Item	Version	Part number	Serial number	Description
Chassis				m40e
Midplane	REV 01	710-005071	AX3671	
FPM CMB	REV 03	710-001642	AR9074	
FPM Display	REV 03	710-001647	AR7331	
CIP	REV 04	710-002649	BB4449	
PEM 0	Rev 01	740-003787	MC12364	Power Entry Module
PEM 1	Rev 01	740-003787	MC12383	Power Entry Module
PCG 0	REV 07	710-001568	AG1332	
PCG 1	REV 07	710-001568	AR3789	
Host 0			3e000007c8176601	Present
MCS 0	REV 11	710-001226	AN5813	
SFM 0 SPP	REV 07	710-001228	AG4676	
SFM 0 SPR	REV 05	710-002189	AE4735	Internet Processor II
SFM 1 SPP	REV 07	710-001228	AP1347	
SFM 1 SPR	REV 05	710-002189	BE0063	Internet Processor II
FPC 0	REV 01	710-011725	BE0669	M40e-EP-FPC Type 1
CPU	REV 01	710-004600	BD9504	
PIC 0	REV 03	750-003737	AY3991	4x G/E, 1000 BASE-SX
FPC 1	REV 01	710-005197	BD9842	M40e-FPC Type 2
CPU	REV 01	710-004600	BB4869	
PIC 0	REV 07	750-001900	AR8278	1x OC-48 SONET, SMSR
FPC 2	REV 02	710-005197	BD9824	M40e-FPC Type 2
CPU	REV 01	710-004600	BD9531	
PIC 0	REV 03	750-003737	AY3986	4x G/E, 1000 BASE-SX
FPC 4	REV 02	710-005078	BE0664	M40e-FPC Type 1
CPU	REV 01	710-004600	BD9559	
PIC 0	REV 03	750-001894	AG7963	1x G/E, 1000 BASE-SX
PIC 2	REV 01	750-002575	AF2472	4x OC-3 SONET, SMIR
FPC 6	REV 02	710-005078	BE0652	M40e-FPC Type 1
CPU	REV 01	710-004600	BD9607	
PIC 0	REV 02	750-002911	AN2286	4x F/E, 100 BASE-TX
PIC 2	REV 01	750-002577	AP6345	4x OC-3 SONET, MM

show chassis hardware (M120 Router)

```
user@host> show chassis hardware
```

Hardware inventory:

Item	Version	Part number	Serial number	Description
Chassis			JN000054AC	M120
Midplane	REV 01	710-013667	RB4170	M120 Midplane
FPM Board	REV 02	710-011407	CJ9186	M120 FPM Board
FPM Display	REV 02	710-011405	CJ9173	M120 FPM Display
FPM CIP	REV 02	710-011410	CJ9221	M120 FPM CIP
PEM 0	Rev 05	740-011936	RM28320	AC Power Entry Module

PEM 1	Rev 05	740-011936	RM28321	AC Power Entry Module
Routing Engine 0	REV 03	740-014080	1000642883	RE-A-1000
CB 0	REV 03	710-011403	CM8346	M120 Control Board
CB 1	REV 06	710-011403	CP6728	M120 Control Board
FPC 1	REV 02	710-015908	CP6925	M120 CFPC 10GE
PIC 0		BUILTIN	BUILTIN	1x 10GE(LAN/WAN) XFP
Xcvr 0	REV 01	740-014279	62E204N00007	XFP-10G-LR
FPC 3	REV 03	710-011393	CJ9234	M120 FPC Type 2
PIC 0	REV 16	750-008155	NB5229	2x G/E IQ, 1000 BASE
Xcvr 0	REV 01	740-011613	P9F15JB	SFP-SX
Xcvr 1	REV 01	740-007326	P4Q0R9G	SFP-SX
PIC 1	REV 09	750-007745	CG4360	4x OC-3 SONET, SMIR
PIC 2	REV 16	750-008155	ND7787	2x G/E IQ, 1000 BASE
Xcvr 0	REV 01	740-011613	P9F12AS	SFP-SX
Xcvr 1	REV 01	740-011613	P9F1ALU	SFP-SX
PIC 3	REV 07	750-011800	JW1284	8x 1GE(LAN), IQ2
Xcvr 0	REV 01	740-011613	P9F1AM6	SFP-SX
Xcvr 6	REV 01	740-011613	P9F16NN	SFP-SX
Xcvr 7	REV 01	740-011782	P8C29Y7	SFP-SX
Board B	REV 02	710-011395	CN3754	M120 FPC Mezz
FPC 4	REV 02	710-011398	CP6741	M120 FPC Type 3
PIC 0	REV 16	750-007141	NB2855	10x 1GE(LAN), 1000 BASE
Xcvr 0	REV 01	740-011782	P922A1F	SFP-SX
Xcvr 1	REV 01	740-011782	P922A16	SFP-SX
Xcvr 2	REV 01	740-011782	P922A0U	SFP-SX
Xcvr 3	REV 01	740-011782	P9229UZ	SFP-SX
Xcvr 4	REV 01	740-009029	P11JXWP	SFP-LX
Xcvr 6	REV 01	740-011613	P9F1ALW	SFP-SX
FPC 5	REV 01	710-011388	CJ9088	M120 FPC Type 1
PIC 0	*** Hardware Not Supported ***			
PIC 1	REV 05	750-012052	NB0410	1x CHOC3 IQ SONET, SMLR
PIC 2	REV 01	750-013167	CM3824	4x CHDS3 IQ
PIC 3	REV 01	750-010240	CB5366	1x G/E SFP, 1000 BASE
Board B	REV 01	710-011390	CJ9103	M120 FPC Mezz Board
FEB 3	REV 04	710-011663	CP6673	M120 FEB
FEB 4	REV 04	710-011663	CJ9368	M120 FEB
FEB 5	REV 04	710-011663	CJ9386	M120 FEB
Fan Tray 0				Front Top Fan Tray
Fan Tray 1				Front Bottom Fan Tray
Fan Tray 2				Rear Top Fan Tray
Fan Tray 3				Rear Bottom Fan Tray

show chassis hardware detail (M120 Router)

user@host> show chassis hardware detail

Hardware inventory:

Item	Version	Part number	Serial number	Description
Chassis			JN000054AC	M120
Midplane	REV 01	710-013667	RB4170	M120 Midplane
FPM Board	REV 02	710-011407	CJ9186	M120 FPM Board
FPM Display	REV 02	710-011405	CJ9173	M120 FPM Display
FPM CIP	REV 02	710-011410	CJ9221	M120 FPM CIP
PEM 0	Rev 05	740-011936	RM28320	AC Power Entry Module
PEM 1	Rev 05	740-011936	RM28321	AC Power Entry Module
Routing Engine 0	REV 03	740-014080	1000642883	RE-A-1000
ad0	248 MB	SILICONSYSTEMS INC	256M 126CT505S0763SC00110	Compact Flash
ad2	38154 MB	HTE541040G9SA00	MPBBTOX2HS2E3M	Hard Disk
CB 0	REV 03	710-011403	CM8346	M120 Control Board
CB 1	REV 06	710-011403	CP6728	M120 Control Board

FPC 1	REV 02	710-015908	CP6925	M120 CFPC 10GE
PIC 0		BUILTIN	BUILTIN	1x 10GE(LAN/WAN) XFP
Xcvr 0	REV 01	740-014279	62E204N00007	XFP-10G-LR
FPC 3	REV 03	710-011393	CJ9234	M120 FPC Type 2
PIC 0	REV 16	750-008155	NB5229	2x G/E IQ, 1000 BASE
Xcvr 0	REV 01	740-011613	P9F15JB	SFP-SX
Xcvr 1	REV 01	740-007326	P4Q0R9G	SFP-SX
PIC 1	REV 09	750-007745	CG4360	4x OC-3 SONET, SMIR
PIC 2	REV 16	750-008155	ND7787	2x G/E IQ, 1000 BASE
Xcvr 0	REV 01	740-011613	P9F12AS	SFP-SX
Xcvr 1	REV 01	740-011613	P9F1ALU	SFP-SX
PIC 3	REV 07	750-011800	JW1284	8x 1GE(LAN), IQ2
Xcvr 0	REV 01	740-011613	P9F1AM6	SFP-SX
Xcvr 6	REV 01	740-011613	P9F16NN	SFP-SX
Xcvr 7	REV 01	740-011782	P8C29Y7	SFP-SX
Board B	REV 02	710-011395	CN3754	M120 FPC Mezz
FPC 4	REV 02	710-011398	CP6741	M120 FPC Type 3
PIC 0	REV 16	750-007141	NB2855	10x 1GE(LAN), 1000 BASE
Xcvr 0	REV 01	740-011782	P922A1F	SFP-SX
Xcvr 1	REV 01	740-011782	P922A16	SFP-SX
Xcvr 2	REV 01	740-011782	P922A0U	SFP-SX
Xcvr 3	REV 01	740-011782	P9229UZ	SFP-SX
Xcvr 4	REV 01	740-009029	P11JXWP	SFP-LX
Xcvr 6	REV 01	740-011613	P9F1ALW	SFP-SX
FPC 5	REV 01	710-011388	CJ9088	M120 FPC Type 1
PIC 0	*** Hardware Not Supported ***			
PIC 1	REV 05	750-012052	NB0410	1x CHOC3 IQ SONET, SMLR
PIC 2	REV 01	750-013167	CM3824	4x CHDS3 IQ
PIC 3	REV 01	750-010240	CB5366	1x G/E SFP, 1000 BASE
Board B	REV 01	710-011390	CJ9103	M120 FPC Mezz Board
FEB 3	REV 04	710-011663	CP6673	M120 FEB
FEB 4	REV 04	710-011663	CJ9368	M120 FEB
FEB 5	REV 04	710-011663	CJ9386	M120 FEB
Fan Tray 0				Front Top Fan Tray
Fan Tray 1				Front Bottom Fan Tray
Fan Tray 2				Rear Top Fan Tray
Fan Tray 3				Rear Bottom Fan Tray

show chassis hardware models (M120 Router)

```
user@host> show chassis hardware models
```

Hardware inventory:				
Item	Version	Part number	CLEI code	FRU model number
Midplane	REV 01	710-013667		
FPM CIP	REV 02	710-011410		CRAFT-M120-S
PEM 0	Rev 05	740-011936		PWR-M120-AC-S
PEM 1	Rev 05	740-011936		PWR-M120-AC-S
Routing Engine 0	REV 03	740-014080		RE-A-1000-2048-S
CB 0	REV 03	710-011403		CB-M120-S
CB 1	REV 06	710-011403		CB-M120-S
FPC 1	REV 02	710-015908		M120-cFPC-1XGE-XFP
FPC 3				
PIC 0	REV 16	750-008155		PB-2GE-SFP-QPP
PIC 1	REV 09	750-007745		PC-40C3-SON-SMIR
PIC 2	REV 16	750-008155		PB-2GE-SFP-QPP
PIC 3	REV 07	750-011800		PB-8GE-TYPE2-SFP-IQ2
FPC 4				
PIC 0	REV 16	750-007141		PC-10GE-SFP
FPC 5				

PIC 1	REV 05	750-012052	PB-1CHOC3-SMIR-QPP
PIC 2	REV 01	750-013167	PE-4CHDS3-QPP
PIC 3	REV 01	750-010240	PB-1GE-SFP
Fan Tray 0			FFANTRAY-M120-S
Fan Tray 1			FFANTRAY-M120-S
Fan Tray 2			RFANTRAY-M120-S
Fan Tray 3			RFANTRAY-M120-S

show chassis hardware (M160 Router)

```

user@host> show chassis hardware

```

Item	Version	Part number	Serial number	Description
Chassis			101	M160
Midplane	REV 02	710-001245	S/N AB4107	
FPM CMB	REV 01	710-001642	S/N AA2911	
FPM Display	REV 01	710-001647	S/N AA2999	
CIP	REV 02	710-001593	S/N AA9563	
PEM 0	Rev 01	740-001243	S/N KJ35769	DC
PEM 1	Rev 01	740-001243	S/N KJ35765	DC
PCG 0	REV 01	710-001568	S/N AA9794	
PCG 1	REV 01	710-001568	S/N AA9804	
Host 1			da000004f8d57001	teknor
MCS 1	REV 03	710-001226	S/N AA9777	
SFM 0 SPP	REV 04	710-001228	S/N AA2975	
SFM 0 SPR	REV 02	710-001224	S/N AA9838	Internet Processor I
SFM 1 SPP	REV 04	710-001228	S/N AA2860	
SFM 1 SPR	REV 01	710-001224	S/N AB0139	Internet Processor I
FPC 0	REV 03	710-001255	S/N AA9806	FPC Type 1
CPU	REV 02	710-001217	S/N AA9590	
PIC 1	REV 05	750-000616	S/N AA1527	1x OC-12 ATM, MM
PIC 2	REV 05	750-000616	S/N AA1535	1x OC-12 ATM, MM
PIC 3	REV 01	750-000616	S/N AA1519	1x OC-12 ATM, MM
FPC 1	REV 02	710-001611	S/N AA9523	FPC Type 2
CPU	REV 02	710-001217	S/N AA9571	
PIC 0	REV 03	750-001900	S/N AA9626	1x STM-16 SDH, SMIR
PIC 1	REV 01	710-002381	S/N AD3633	2x G/E, 1000 BASE-SX
FPC 2				FPC Type OC192
CPU	REV 03	710-001217	S/N AB3329	
PIC 0	REV 01			1x OC-192 SM SR-2
Fan Tray 0				Rear Bottom Blower
Fan Tray 1				Rear Top Blower
Fan Tray 2				Front Top Blower
Fan Tray 3				Front Fan Tray

show chassis hardware models (M160 Router)

```

user@host> show chassis hardware models

```

Hardware inventory:				
Item	Version	Part number	CLEI code	FRU model number
Midplane	REV 03	710-009120		CHAS-BP-M320-S
FPM Display	REV 02	710-009351		CRAFT-M320-S
CIP	REV 03	710-005926		CIP-M320-S
PEM 2	Rev X4	740-009148		PWR-M-DC-S
PEM 3	Rev X4	740-009148		PWR-M-DC-S
Routing Engine 0	REV 02	740-008883		RE-1600-2048-S
Routing Engine 1	REV 02	740-008883		RE-1600-2048-S
FPC 0	REV 02	710-010419		M320-FPC1
PIC 0	REV 01	750-001323		P-TUNNEL
PIC 1	REV 02	750-002987		PE-10C12-SON-SMIR
PIC 2	REV 04	750-001894		PB-1GE-SX
PIC 3	REV 04	750-001896		PB-10C12-SON-SMIR

FPC 1	REV 02	710-010419	M320-FPC1
PIC 0	REV 04	750-001894	PB-1GE-SX
PIC 1	REV 04	750-001894	PB-1GE-SX
PIC 3	REV 03	750-001894	PB-1GE-SX
FPC 2	REV 02	710-010419	M320-FPC1
PIC 0	REV 10	750-005634	PB-1CHOC12SMIR-QPP
PIC 1	REV 10	750-005634	PB-1CHOC12SMIR-QPP
PIC 2	REV 07	750-005634	PB-1CHOC12SMIR-QPP
PIC 3	REV 07	750-005634	PB-1CHOC12SMIR-QPP
PIC 1	REV 10	750-005634	PB-1CHOC12SMIR-QPP
PIC 2	REV 07	750-005634	PB-1CHOC12SMIR-QPP
PIC 3	REV 07	750-005634	PB-1CHOC12SMIR-QPP
FPC 3			
PIC 0	REV 03	750-001895	PB-10C12-SON-MM
PIC 1	REV 04	750-001894	PB-1GE-SX
PIC 3	REV 04	750-003141	PB-1GE-SX-B
FPC 4	REV 02	710-010419	M320-FPC1
FPC 5	REV 02	710-010419	M320-FPC1
FPC 6	REV 02	710-010419	M320-FPC1
FPC 7			
PIC 0	REV 15	750-001901	PB-40C12-SON-SMIR
PIC 1	REV 06	750-001900	PB-10C48-SON-SMSR
PIC 2	REV 07	750-001900	PB-10C48-SON-SMSR
PIC 3	REV 05	750-003737	PB-4GE-SX
SIB 0	REV 03	710-009184	SIB-M-S
SIB 1	REV 03	710-009184	SIB-M-S
SIB 2	REV 03	710-009184	SIB-M-S
SIB 3	REV 03	710-009184	SIB-M-S
Fan Tray 0			FFANTRAY-M320-S
Fan Tray 1			FFANTRAY-M320-S
Fan Tray 2			RFANTRAY-M320-S

show chassis hardware detail (M160 Router)

```

user@host> show chassis hardware detail
Hardware inventory:

```

Item	Version	Part number	Serial number	Description
Chassis			101	M160
Midplane	REV 02	710-001245	S/N AB4107	
FPM CMB	REV 01	710-001642	S/N AA2911	
FPM Display	REV 01	710-001647	S/N AA2999	
CIP	REV 02	710-001593	S/N AA9563	
PEM 0	Rev 01	740-001243	S/N KJ35769	DC
PEM 1	Rev 01	740-001243	S/N KJ35765	DC
PCG 0	REV 01	710-001568	S/N AA9794	
PCG 1	REV 01	710-001568	S/N AA9804	
Host 1			da000004f8d57001	teknor
MCS 1	REV 03	710-001226	S/N AA9777	
SFM 0 SPP	REV 04	710-001228	S/N AA2975	
SFM 0 SPR	REV 02	710-001224	S/N AA9838	Internet Processor I
SSRAM bank 0	REV 01	710-000077	S/N 306456	1 MB
SSRAM bank 1	REV 01	710-000077	S/N 306474	1 MB
SSRAM bank 2	REV 01	710-000077	S/N 306388	1 MB
SSRAM bank 3	REV 01	710-000077	S/N 306392	1 MB
SFM 1 SPP	REV 04	710-001228	S/N AA2860	
SFM 1 SPR	REV 01	710-001224	S/N AB0139	Internet Processor I
SSRAM bank 0	REV 01	710-000077	S/N 302917	1 MB
SSRAM bank 1	REV 01	710-000077	S/N 302662	1 MB
SSRAM bank 2	REV 01	710-000077	S/N 302593	1 MB
SSRAM bank 3	REV 01	710-000077	S/N 100160	1 MB
FPC 0	REV 03	710-001255	S/N AA9806	FPC Type 1

CPU	REV 02	710-001217	S/N AA9590	
SSRAM	REV 01	710-000077	S/N 302836	1 MB
SDRAM 0	REV 01	710-001196	S00141	32 MB
SDRAM 1	REV 01	710-001196	S0010;	32 MB
SSRAM	REV 01	710-000077	S/N 302633	1 MB
SDRAM 0	REV 01	710-001196	S00143	32 MB
SDRAM 1	REV 01	710-001196	S00115	32 MB
SSRAM	REV 01	710-000077	S/N 302952	1 MB
SDRAM 0	REV 01	710-001196	S00135	32 MB
SDRAM 1	REV 01	710-001196	S001=3	32 MB
SSRAM	REV 01	710-000077	S/N 302892	1 MB
SDRAM 0	REV 01	710-001196	S00076	32 MB
SDRAM 1	REV 01	710-001196	S001=5	32 MB
PIC 1	REV 05	750-000616	S/N AA1527	1x OC-12 ATM, MM
PIC 2	REV 05	750-000616	S/N AA1535	1x OC-12 ATM, MM
PIC 3	REV 01	750-000616	S/N AA1519	1x OC-12 ATM, MM
FPC 1	REV 02	710-001611	S/N AA9523	FPC Type 2
CPU	REV 02	710-001217	S/N AA9571	
SSRAM	REV 01	710-000077	S/N 306340	1 MB
SDRAM 0	REV 01	710-001196	S00012	32 MB
SDRAM 1	REV 01	710-001196	S0001?	32 MB
SSRAM	REV 01	710-000077	S/N 306454	1 MB
SDRAM 0	REV 01	710-001196	S00028	32 MB
SDRAM 1	REV 01	710-001196	S0002?	32 MB
SSRAM	REV 01	710-000077	S/N 306492	1 MB
SDRAM 0	REV 01	710-001196	S00015	32 MB
SDRAM 1	REV 01	710-001196	S00031	32 MB
SSRAM	REV 01	710-000077	S/N 306363	1 MB
SDRAM 0	REV 01	710-001196	S00013	32 MB
SDRAM 1	REV 01	710-001196	S00032	32 MB
PIC 0	REV 03	750-001900	S/N AA9626	1x STM-16 SDH, SMIR
PIC 1	REV 01	710-002381	S/N AD3633	2x G/E, 1000 BASE-SX
FPC 2				FPC Type OC192
... SSRAM	REV 01	710-000077	S/N 306466	1 MB

show chassis hardware (M320 Router)

user@host> show chassis hardware

Hardware inventory:

Item	Version	Part number	Serial number	Description
Chassis			67245	M320
Midplane	REV 05	710-009120	RB1202	M320 Midplane
FPM GBUS	REV 04	710-005928	HZ5697	M320 Board
FPM Display	REV 05	710-009351	HR1464	M320 FPM Display
CIP	REV 04	710-005926	HT8672	M320 CIP
PEM 0	Rev 05	740-009148	QK34208	DC Power Entry Module
PEM 1	Rev 05	740-009148	QK34262	DC Power Entry Module
PEM 2	Rev 05	740-009148	QF10449	DC Power Entry Module
PEM 3	Rev 05	740-009148	QJ18257	DC Power Entry Module
Routing Engine 0	REV 06	740-008883	P11123901185	RE-4.0
CB 0	REV 07	710-009115	JB2382	M320 Control Board
FPC 0	REV 02	710-005017	CD9926	M320 FPC Type 2
CPU	REV 01	710-011659	CJ6940	M320 PCA SCPU
PIC 0	REV 07	750-001900	AT1594	1x OC-48 SONET, SMSR
PIC 1	REV 03	750-001850	HS2746	1x Tunnel
PIC 2	REV 05	750-010618	JE7117	4x G/E SFP, 1000 BASE
PIC 3	REV 06	750-001900	HE6083	1x OC-48 SONET, SMSR
FPC 2	REV 02	710-005017	CH0319	M320 FPC Type 1
CPU	REV 01	710-011659	CJ6942	M320 PCA SCPU
PIC 0	REV 05	750-003034	BD8705	4x OC-3 SONET, SMIR
FPC 5	REV 02	710-005017	CD9938	M320 FPC Type 2

CPU				
FPC 7	REV 02	710-005017	CD9934	M320 FPC Type 2
CPU				
SIB 0	REV 09	710-009184	JA6540	M320 SIB
SIB 1	REV 09	710-009184	HV9511	M320 SIB
SIB 2	REV 09	710-009184	HW2057	M320 SIB
SIB 3	REV 09	710-009184	JA6687	M320 SIB
Fan Tray 0				Front Top Fan Tray
Fan Tray 1				Front Bottom Fan Tray
Fan Tray 2				Rear Fan Tray

show chassis hardware models (M320 Router)

```

user@host> show chassis hardware models
Hardware inventory:

```

Item	Version	Part number	CLEI code	FRU model number
Midplane	REV 03	710-009120		CHAS-BP-M320-S
FPM Display	REV 02	710-009351		CRAFT-M320-S
CIP	REV 03	710-005926		CIP-M320-S
PEM 2	Rev X4	740-009148		PWR-M-DC-S
PEM 3	Rev X4	740-009148		PWR-M-DC-S
Routing Engine 0	REV 02	740-008883		RE-1600-2048-S
Routing Engine 1	REV 02	740-008883		RE-1600-2048-S
FPC 0	REV 02	710-010419		M320-FPC1
PIC 0	REV 01	750-001323		P-TUNNEL
PIC 1	REV 02	750-002987		PE-10C12-SON-SMIR
PIC 2	REV 04	750-001894		PB-1GE-SX
PIC 3	REV 04	750-001896		PB-10C12-SON-SMIR
FPC 1	REV 02	710-010419		M320-FPC1
PIC 0	REV 04	750-001894		PB-1GE-SX
PIC 1	REV 04	750-001894		PB-1GE-SX
PIC 3	REV 03	750-001894		PB-1GE-SX
FPC 2	REV 02	710-010419		M320-FPC1
PIC 0	REV 10	750-005634		PB-1CHOC12SMIR-QPP
PIC 1	REV 10	750-005634		PB-1CHOC12SMIR-QPP
PIC 2	REV 07	750-005634		PB-1CHOC12SMIR-QPP
PIC 3	REV 07	750-005634		PB-1CHOC12SMIR-QPP
PIC 1	REV 10	750-005634		PB-1CHOC12SMIR-QPP
PIC 2	REV 07	750-005634		PB-1CHOC12SMIR-QPP
PIC 3	REV 07	750-005634		PB-1CHOC12SMIR-QPP
FPC 3				
PIC 0	REV 03	750-001895		PB-10C12-SON-MM
PIC 1	REV 04	750-001894		PB-1GE-SX
PIC 3	REV 04	750-003141		PB-1GE-SX-B
FPC 4	REV 02	710-010419		M320-FPC1
FPC 5	REV 02	710-010419		M320-FPC1
FPC 6	REV 02	710-010419		M320-FPC1
FPC 7				
PIC 0	REV 15	750-001901		PB-40C12-SON-SMIR
PIC 1	REV 06	750-001900		PB-10C48-SON-SMSR
PIC 2	REV 07	750-001900		PB-10C48-SON-SMSR
PIC 3	REV 05	750-003737		PB-4GE-SX
SIB 0	REV 03	710-009184		SIB-M-S
SIB 1	REV 03	710-009184		SIB-M-S
SIB 2	REV 03	710-009184		SIB-M-S
SIB 3	REV 03	710-009184		SIB-M-S
Fan Tray 0				FFANTRAY-M320-S
Fan Tray 1				FFANTRAY-M320-S
Fan Tray 2				RFANTRAY-M320-S

show chassis hardware (MX5 Router)

```

user@host> show chassis hardware
Hardware inventory:
Item             Version  Part number  Serial number  Description
Chassis                               E1368         MX5-T
Midplane          REV 01   711-038215   YF5288        MX5-T
PEM 0             Rev 04   740-028288   VA01215       AC Power Entry Module
PEM 1             Rev 04   740-028288   VA01218       AC Power Entry Module
Routing Engine    BUILTIN  BUILTIN      BUILTIN       Routing Engine
TFEB 0            BUILTIN  BUILTIN      BUILTIN       Forwarding Engine
Processor
  QXM 0           REV 05   711-028408   ZA9136        MPC QXM
  FPC 0            BUILTIN  BUILTIN      BUILTIN       MPC BUILTIN
  MIC 0            BUILTIN  BUILTIN      BUILTIN       4x 10GE XFP
  PIC 0            BUILTIN  BUILTIN      BUILTIN       4x 10GE XFP
  FPC 1            BUILTIN  BUILTIN      BUILTIN       MPC BUILTIN
  MIC 0           REV 24   750-028392   YX9820        3D 20x 1GE(LAN) SFP
  PIC 0            BUILTIN  BUILTIN      BUILTIN       10x 1GE(LAN) SFP
    Xcvr 0         REV 01   740-031851   AM1045SUAQ3   SFP-SX
    Xcvr 1         REV 01   740-031851   AM1045SUAPA   SFP-SX
    Xcvr 2         REV 01   740-031851   AM1045SUAN7   SFP-SX
    Xcvr 3         REV 01   740-031851   AM1045SU91Q   SFP-SX
    Xcvr 4         REV 01   740-031851   AM1045SUDDR   SFP-SX
    Xcvr 9         REV 01   740-011613   AM0848SB6A1   SFP-SX
  PIC 1            BUILTIN  BUILTIN      BUILTIN       10x 1GE(LAN) SFP
    Xcvr 0         REV 01   740-031851   AM1045SUANO   SFP-SX
    Xcvr 1         REV 01   740-011613   AS0812S0719   SFP-SX
    Xcvr 2         REV 01   740-011613   AM0821SA121   SFP-SX
    Xcvr 3         REV 01   740-011613   PF21K21       SFP-SX
    Xcvr 4         REV 01   740-011613   AM0848SB69Z   SFP-SX
    Xcvr 5         REV 01   740-011782   P9POXV3       SFP-SX
    Xcvr 6         REV 01   740-011613   AM0812S8WJN   SFP-SX
    Xcvr 7         REV 01   740-011613   PAM3G9Q       SFP-SX
    Xcvr 8         REV 01   740-011613   AM0848SB4A6   SFP-SX
    Xcvr 9         REV 01   740-011782   P9MOU37       SFP-SX
  MIC 1           REV 20   750-028380   ZG2657        3D 2x 10GE XFP
  PIC 2            BUILTIN  BUILTIN      BUILTIN       1x 10GE XFP
  PIC 3            BUILTIN  BUILTIN      BUILTIN       1x 10GE XFP
Fan Tray

```

show chassis hardware (MX10 Router)

```

user@host> show chassis hardware
Hardware inventory:
Item             Version  Part number  Serial number  Description
Chassis                               E1372         MX10-T
Midplane          REV 01   711-038211   YF5285        MX10-T
PEM 0             Rev 04   740-028288   VB01678       AC Power Entry Module
Routing Engine    BUILTIN  BUILTIN      BUILTIN       Routing Engine
TFEB 0            BUILTIN  BUILTIN      BUILTIN       Forwarding Engine
Processor
  QXM 0           REV 05   711-028408   ZA9053        MPC QXM
  FPC 0            BUILTIN  BUILTIN      BUILTIN       MPC BUILTIN
  MIC 0            BUILTIN  BUILTIN      BUILTIN       4x 10GE XFP
  PIC 0            BUILTIN  BUILTIN      BUILTIN       4x 10GE XFP
  FPC 1            BUILTIN  BUILTIN      BUILTIN       MPC BUILTIN
  MIC 0           REV 24   750-028392   YX9436        3D 20x 1GE(LAN) SFP
  PIC 0            BUILTIN  BUILTIN      BUILTIN       10x 1GE(LAN) SFP
    Xcvr 0         REV 01   740-031851   AM1107SUFQW   SFP-SX

```

PIC 1	BUILTIN	BUILTIN	10x 1GE(LAN) SFP
Fan Tray			Fan Tray

show chassis hardware (MX40 Router)

```

user@host> show chassis hardware
Hardware inventory:
Item          Version  Part number  Serial number  Description
Chassis                               E1367         MX40-T
Midplane                               YF5284        MX40-T
PEM 0          Rev 04    740-028288   VB01680        AC Power Entry Module
PEM 1          Rev 04    740-028288   VB01700        AC Power Entry Module
Routing Engine                               BUILTIN       Routing Engine
TFEB 0          BUILTIN   BUILTIN      Forwarding Engine
Processor
  QXM 0          REV 05    711-028408   ZA9048         MPC QXM
  FPC 0          BUILTIN   BUILTIN      MPC BUILTIN
    MIC 0          BUILTIN   BUILTIN      4x 10GE XFP
      PIC 0          BUILTIN   BUILTIN      4x 10GE XFP
        Xcvr 0      REV 01    740-014279   M7067UPP       XFP-10G-LR
        Xcvr 1          NON-JNPR   K9J02UN       XFP-10G-LR
  FPC 1          BUILTIN   BUILTIN      MPC BUILTIN
    MIC 0          REV 24    750-028392   YX3504         3D 20x 1GE(LAN) SFP
      PIC 0          BUILTIN   BUILTIN      10x 1GE(LAN) SFP
        Xcvr 0      REV 01    740-011613   AM0812S8WTE    SFP-SX
        Xcvr 1      REV 01    740-011613   PFA6KV2         SFP-SX
        Xcvr 2      REV 01    740-031851   AM1045SUDDM     SFP-SX
        Xcvr 3      REV 01    740-011613   PD63C7M         SFP-SX
        Xcvr 4      REV 01    740-011613   PD63DJY         SFP-SX
        Xcvr 5      REV 02    740-011613   AA0950STLL9     SFP-SX
        Xcvr 6      REV 01    740-011782   PAR1YHC         SFP-SX
        Xcvr 7      REV 01    740-011782   P9P0XXL         SFP-SX
        Xcvr 8      REV 01    740-011613   PD63D95         SFP-SX
        Xcvr 9      REV 01    740-031851   AM1045SU9B8     SFP-SX
      PIC 1          BUILTIN   BUILTIN      10x 1GE(LAN) SFP
        Xcvr 0      REV 01    740-011613   PF21L3Z         SFP-SX
        Xcvr 1      REV 01    740-031851   AM1045SU7M9     SFP-SX
        Xcvr 2      REV 01    740-031851   AM1045SUAPT     SFP-SX
        Xcvr 3      REV 01    740-011613   PFF2BZH         SFP-SX
        Xcvr 4      REV 01    740-031851   AM1045SUDDN     SFP-SX
        Xcvr 5      REV 01    740-031851   AM1039S00ZR     SFP-SX
        Xcvr 6      REV 01    740-031851   AM1045SUD6Y     SFP-SX
        Xcvr 8      REV 01    740-011613   PFM1QBS         SFP-SX
        Xcvr 9      REV 01    740-011613   PFF2E25         SFP-SX
    MIC 1          REV 01    750-021130   KG4391         3D 2x 10GE XFP
      PIC 2          BUILTIN   BUILTIN      1x 10GE XFP
        Xcvr 0      REV 01    740-011571   C645XJ04G       XFP-10G-SR
      PIC 3          BUILTIN   BUILTIN      1x 10GE XFP
        Xcvr 0          NON-JNPR   CA49BK0AE       XFP-10G-SR
Fan Tray                               Fan Tray

```

show chassis hardware (Fixed MX80 Router)

```

user@host> show chassis hardware
Hardware inventory:
Item          Version  Part number  Serial number  Description
Chassis                               MX80-48T
Midplane      REV 01    711-031603   KF9250        MX80-48T
Routing Engine                               BUILTIN       Routing Engine
FEB 0          BUILTIN   BUILTIN      Forwarding Engine Board
FPC 0          BUILTIN   BUILTIN      MPC BUILTIN

```

MIC 0		BUILTIN	BUILTIN	4x 10GE XFP
PIC 0		BUILTIN	BUILTIN	4x 10GE XFP
Xcvr 0		NON-JNPR	M6439D41	XFP-10G-LR
Xcvr 1	REV 01	740-014279	6XE931N00202	XFP-10G-LR
Xcvr 2	REV 01	740-014289	C715XU05F	XFP-10G-SR
Xcvr 3	REV 01	740-014289	C650XU0EP	XFP-10G-SR
FPC 1		BUILTIN	BUILTIN	MPC BUILTIN
MIC 0	REV 01	711-029399	JR6981	12x 1GE(LAN) RJ45
PIC 0		BUILTIN	BUILTIN	12x 1GE(LAN) RJ45
PIC 1		BUILTIN	BUILTIN	12x 1GE(LAN) RJ45
MIC 1	REV 01	BUILTIN	BUILTIN	12x 1GE(LAN) RJ45
PIC 2		BUILTIN	BUILTIN	12x 1GE(LAN) RJ45
PIC 3		BUILTIN	BUILTIN	12x 1GE(LAN) RJ45
Fan Tray				Fan Tray

show chassis hardware (Modular MX80 Router)

```
user@host> show chassis hardware
```

Hardware inventory:				
Item	Version	Part number	Serial number	Description
Chassis				MX80
Midplane	REV 02	711-031594	JR7084	MX80
PEM 0	Rev 01	740-028288	000018	AC Power Entry Module
Routing Engine		BUILTIN	BUILTIN	Routing Engine
FEB 0		BUILTIN	BUILTIN	Forwarding Engine Board
QXM 0	REV 05	711-028408	JR7041	MPC QXM
FPC 0		BUILTIN	BUILTIN	MPC BUILTIN
MIC 0		BUILTIN	BUILTIN	4x 10GE XFP
PIC 0		BUILTIN	BUILTIN	4x 10GE XFP
FPC 1		BUILTIN	BUILTIN	MPC BUILTIN
MIC 0	REV 02	750-028380	JR6598	3D 2x 10GE XFP
PIC 0		BUILTIN	BUILTIN	1x 10GE XFP
Xcvr 0	REV 01	740-014289	T07M86365	XFP-10G-SR
PIC 1		BUILTIN	BUILTIN	1x 10GE XFP
Xcvr 0	REV 01	740-014289	T07M71094	XFP-10G-SR
MIC 1	REV 02	750-028380	JG8548	3D 2x 10GE XFP
PIC 2		BUILTIN	BUILTIN	1x 10GE XFP
Xcvr 0	REV 02	740-014289	T08L86302	XFP-10G-SR
PIC 3		BUILTIN	BUILTIN	1x 10GE XFP
Xcvr 0	REV 02	740-014289	C810XU0BA	XFP-10G-SR
Fan Tray				Fan Tray

show chassis hardware (MX104 Router)

```
user@host> show chassis hardware
```

Hardware inventory:				
Item	Version	Part number	Serial number	Description
Chassis			G3503	MX104
Midplane	REV 28	750-044219	CAAX5741	MX104
PEM 0	REV 03	740-045933	1H072500016	AC Power Entry Module
PEM 1	REV 03	740-045932	1H073050017	DC Power Entry Module
Routing Engine 0	REV 20	750-044228	CAAY7935	RE-MX-104
Routing Engine 1	REV 13	750-044228	CAAM6380	RE-MX-104
AFEB 0		BUILTIN	BUILTIN	Forwarding Engine
Processor				
FPC 0		BUILTIN	BUILTIN	MPC BUILTIN
FPC 1		BUILTIN	BUILTIN	MPC BUILTIN
MIC 0	REV 15	750-036132	CAAF7948	2xOC12/8xOC3 CC-CE
PIC 0		BUILTIN	BUILTIN	2xOC12/8xOC3 CC-CE

Xcvr 0	REV 01	740-011615	PCQ0U2J	SFP-IR
Xcvr 1	REV 01	740-016068	PJL7A6G	SFP-SR
Xcvr 2	REV 01	740-016068	PJL7A5J	SFP-SR
Xcvr 3	REV 01	740-016065	PJN5HPZ	SFP-SR
Xcvr 4	REV 01	740-029122	PKB38TL	SFP-LR
Xcvr 5	REV 01	740-011787	P6A107G	SFP-LR
Xcvr 6	REV 01	740-029122	PKB38TR	SFP-LR
Xcvr 7	REV 01	740-011787	PBKONK3	SFP-LR
MIC 1				
FPC 2		BUILTIN	BUILTIN	MPC BUILTIN
MIC 0		BUILTIN	BUILTIN	4x 10GE(LAN) SFP+
PIC 0		BUILTIN	BUILTIN	4x 10GE(LAN) SFP+
Xcvr 0	REV 01	740-031980	B10F00465	SFP+-10G-SR
Xcvr 1	REV 01	740-031980	B10F00461	SFP+-10G-SR
Xcvr 2	REV 01	740-031980	B10G01545	SFP+-10G-SR
Xcvr 3	REV 01	740-031980	B10G01385	SFP+-10G-SR
Fan Tray 0	REV 02	711-049570	CAAX6538	Fan Tray

show chassis hardware detail (MX104 Router)

```

user@host> show chassis hardware detail
Hardware inventory:
Item          Version  Part number  Serial number  Description
Chassis                               G3503         MX104
Midplane      REV 28   750-044219   CAAX5741      MX104
PEM 0         REV 03   740-045933   1H072500016   AC Power Entry Module
PEM 1         REV 03   740-045932   1H073050017   DC Power Entry Module
Routing Engine 0 REV 20   750-044228   CAAY7935      RE-MX-104
  da0         7836 MB  ATP IG eUSB SSD Nand Flash 0
  usb0 (addr 1) EHCI root hub 0 Freescale      uhub0
  usb0 (addr 2) USB2513Bi 9491 SMSC           uhub1
  usb0 (addr 3) ATP IG eUSB SSD 44801 ATP Electronics umass0
Routing Engine 1 REV 13   750-044228   CAAM6380      RE-MX-104
  da0         7836 MB  ATP IG eUSB SSD Nand Flash 0
AFEB 0                               BUILTIN       BUILTIN       Forwarding Engine
Processor
FPC 0                               BUILTIN       BUILTIN       MPC BUILTIN
FPC 1                               BUILTIN       BUILTIN       MPC BUILTIN
MIC 0         REV 15   750-036132   CAAF7948      2x0C12/8x0C3 CC-CE
PIC 0                               BUILTIN       BUILTIN       2x0C12/8x0C3 CC-CE
  Xcvr 0       REV 01   740-011615   PCQ0U2J      SFP-IR
  Xcvr 1       REV 01   740-016068   PJL7A6G      SFP-SR
  Xcvr 2       REV 01   740-016068   PJL7A5J      SFP-SR
  Xcvr 3       REV 01   740-016065   PJN5HPZ      SFP-SR
  Xcvr 4       REV 01   740-029122   PKB38TL      SFP-LR
  Xcvr 5       REV 01   740-011787   P6A107G      SFP-LR
  Xcvr 6       REV 01   740-029122   PKB38TR      SFP-LR
  Xcvr 7       REV 01   740-011787   PBKONK3      SFP-LR
MIC 1
FPC 2                               BUILTIN       BUILTIN       MPC BUILTIN
MIC 0                               BUILTIN       BUILTIN       4x 10GE(LAN) SFP+
PIC 0                               BUILTIN       BUILTIN       4x 10GE(LAN) SFP+
  Xcvr 0       REV 01   740-031980   B10F00465    SFP+-10G-SR
  Xcvr 1       REV 01   740-031980   B10F00461    SFP+-10G-SR
  Xcvr 2       REV 01   740-031980   B10G01545    SFP+-10G-SR
  Xcvr 3       REV 01   740-031980   B10G01385    SFP+-10G-SR
Fan Tray 0    REV 02   711-049570   CAAX6538     Fan Tray

```

show chassis hardware detail (MX480 Packet Transport Router with details of virtual disk size)

```

user@host> show chassis hardware detail

```

Hardware inventory:

Item	Version	Part number	Serial number	Description
Chassis			JN122FFD9AFB	MX480
Midplane	REV 05	710-017414	ACRB8882	MX480 Midplane
FPM Board	REV 02	710-017254	CADF7623	Front Panel Display
PEM 0	Rev 07	740-017343	QCS1128A0TY	DC Power Entry Module
PEM 1	Rev 07	740-017343	QCS1128A0JM	DC Power Entry Module
Routing Engine 0	REV 07	750-054758	CADG2028	RE-S-2X00x6
vtbd0	15361 MB			Virtio Block Disk
vtbd1	15360 MB			Virtio Block Disk
ada0	511 MB QEMU HARDDISK		QM00002	Emulated IDE Disk
usb0 (addr 1)	UHCI root HUB 0		Intel	uhub0
Routing Engine 1	REV 00	750-054758		RE-S-2X00x6
vtbd0	15361 MB			Virtio Block Disk
vtbd1	15360 MB			Virtio Block Disk
ada0	511 MB QEMU HARDDISK		QM00002	Emulated IDE Disk
usb0 (addr 1)	UHCI root HUB 0		Intel	uhub0
CB 0	REV 01	750-055976	CACS1837	Enhanced MX SCB 2
CB 1	REV 01	750-055976	CADD9894	Enhanced MX SCB 2
Xcvr 1	REV 01	740-031980	AP41KCL	SFP+-10G-SR
FPC 0	REV 09	750-049040	CACX1759	LOAD MPC Type 2
CPU	REV 10	711-035209	CACP9324	HMPC PMB 2G
FPC 4	REV 28	750-037355	CACY8384	MPC4E 3D 2CGE+8XGE
CPU	REV 10	711-035209	CACX0428	HMPC PMB 2G
Fan Tray				Enhanced Left Fan Tray

show chassis hardware extensive (MX104 Router)

user@host> show chassis hardware extensive

Hardware inventory:

Item	Version	Part number	Serial number	Description
Chassis			G3503	MX104
Jedec Code:	0x7fb0	EEPROM Version:	0x02	
		S/N:	G3503	
Assembly ID:	0x0560	Assembly Version:	00.00	
Date:	00-00-0000	Assembly Flags:	0x00	
ID:	MX104			
Board Information Record:				
Address 0x00:	00 00 00 00 00 00 00 00 00 00 00 00 00 00 00 00			
I2C Hex Data:				
Address 0x00:	7f b0 02 ff 05 60 00 00 00 00 00 00 00 00 00 00			
Address 0x10:	00 00 00 00 00 00 00 00 00 00 00 00 00 00 00 00			
Address 0x20:	47 33 35 30 33 00 00 00 00 00 00 00 00 00 00 00			
Address 0x30:	00 00 00 00 00 00 00 00 00 00 00 00 00 00 00 00			
Address 0x40:	00 00 00 00 00 00 00 00 00 00 00 00 00 00 00 00			
Address 0x50:	00 00 00 00 00 00 00 00 00 00 00 00 00 00 00 00			
Address 0x60:	00 00 00 00 00 00 00 00 00 00 00 00 00 00 00 00			
Address 0x70:	00 00 00 00 00 00 00 00 00 00 00 00 00 00 00 00			
Midplane	REV 28	750-044219	CAAX5741	MX104
Jedec Code:	0x7fb0	EEPROM Version:	0x02	
P/N:	750-044219	S/N:	CAAX5741	
Assembly ID:	0x0560	Assembly Version:	01.28	
Date:	03-27-2013	Assembly Flags:	0x00	
Version:	REV 28	CLEI Code:	PROTOXCLEI	
ID:	MX104	FRU Model Number:	PROTO-ASSEMBLY	
Board Information Record:				
Address 0x00:	ad 01 08 00 b0 a8 6e a7 f8 00 ff ff ff ff ff ff			
I2C Hex Data:				
Address 0x00:	7f b0 02 ff 05 60 01 1c 52 45 56 20 32 38 00 00			
Address 0x10:	00 00 00 00 37 35 30 2d 30 34 34 32 31 39 00 00			
Address 0x20:	53 2f 4e 20 43 41 41 58 35 37 34 31 00 1b 03 07			

```

Address 0x30: dd ff ff ff ad 01 08 00 b0 a8 6e a7 f8 00 ff ff
Address 0x40: ff ff ff ff 01 50 52 4f 54 4f 58 43 4c 45 49 50
Address 0x50: 52 4f 54 4f 2d 41 53 53 45 4d 42 4c 59 00 00 00
Address 0x60: 00 00 00 00 00 00 41 30 30 ff ff ff ff ff ff
Address 0x70: ff ff ff c2 47 33 35 30 33 00 00 00 00 00 00 00
PEM 0          REV 03    740-045933    1H072500016    AC Power Entry Module
Jedec Code:    0x7fb0          EEPROM Version:    0x02
P/N:           740-045933      S/N:              1H072500016
Assembly ID:   0x0475          Assembly Version:  00.03
Date:          12-14-2012      Assembly Flags:    0x00
Version:       REV 03          CLEI Code:         IPUPAJ9KAA
ID: AC Power Entry Module      FRU Model Number:  PWR-AMX1100-AC-S
Board Information Record:
Address 0x00: ff ff ff ff ff ff ff ff ff ff ff ff 02 02 00 ff
I2C Hex Data:
Address 0x00: 7f b0 02 ff 04 75 00 03 52 45 56 20 30 33 00 00
Address 0x10: 00 00 00 00 37 34 30 2d 30 34 35 39 33 33 00 00
Address 0x20: 31 48 30 37 32 35 30 30 30 31 36 00 00 0e 0c 07
Address 0x30: dc 30 43 ff ff ff ff ff ff ff ff ff ff ff ff ff
Address 0x40: 02 02 00 ff 01 49 50 55 50 41 4a 39 4b 41 41 50
Address 0x50: 57 52 2d 41 4d 58 31 31 30 30 2d 41 43 2d 53 00
Address 0x60: 00 00 00 00 00 00 41 30 30 ff ff ff ff ff ff ff
Address 0x70: ff ff ff 70 ff ff ff ff ff ff ff ff ff ff ff ff
PEM 1          REV 03    740-045932    1H073050017    DC Power Entry Module
Jedec Code:    0x7fb0          EEPROM Version:    0x02
P/N:           740-045932      S/N:              1H073050017
Assembly ID:   0x0476          Assembly Version:  00.03
Date:          01-30-2013      Assembly Flags:    0x00
Version:       REV 03          CLEI Code:         IPUPAJ8KAA
ID: DC Power Entry Module      FRU Model Number:  PWR-AMX1100-DC-S
Board Information Record:
Address 0x00: ff ff ff ff ff ff ff ff ff ff ff ff 02 02 00 ff
I2C Hex Data:
Address 0x00: 7f b0 02 ff 04 76 00 03 52 45 56 20 30 33 00 00
Address 0x10: 00 00 00 00 37 34 30 2d 30 34 35 39 33 32 00 00
Address 0x20: 31 48 30 37 33 30 35 30 30 31 37 00 00 1e 01 07
Address 0x30: dd 30 44 ff ff ff ff ff ff ff ff ff ff ff ff ff
Address 0x40: 02 02 00 ff 01 49 50 55 50 41 4a 38 4b 41 41 50
Address 0x50: 57 52 2d 41 4d 58 31 31 30 30 2d 44 43 2d 53 00
Address 0x60: 00 00 00 00 00 00 41 30 30 ff ff ff ff ff ff ff
Address 0x70: ff ff ff 72 ff ff ff ff ff ff ff ff ff ff ff ff
Routing Engine 0 REV 20    750-044228    CAAY7935          RE-MX-104
Jedec Code:    0x7fb0          EEPROM Version:    0x02
P/N:           750-044228      S/N:              CAAY7935
Assembly ID:   0x0b81          Assembly Version:  01.20
Date:          03-18-2013      Assembly Flags:    0x00
Version:       REV 20          CLEI Code:         PROTOXCLEI
ID: RE-MX-104          FRU Model Number:  PROTO-ASSEMBLY
Board Information Record:
Address 0x00: ad 01 00 08 b0 a8 6e a6 fc 10 ff ff ff ff ff ff
I2C Hex Data:
Address 0x00: 7f b0 02 fe 0b 81 01 14 52 45 56 20 32 30 00 00
Address 0x10: 00 00 00 00 37 35 30 2d 30 34 34 32 32 38 00 00
Address 0x20: 53 2f 4e 20 43 41 41 59 37 39 33 35 00 12 03 07
Address 0x30: dd ff ff ff ad 01 00 08 b0 a8 6e a6 fc 10 ff ff
Address 0x40: ff ff ff ff 01 50 52 4f 54 4f 58 43 4c 45 49 50
Address 0x50: 52 4f 54 4f 2d 41 53 53 45 4d 42 4c 59 00 00 00
Address 0x60: 00 00 00 00 00 00 41 30 30 ff ff ff ff ff ff ff
Address 0x70: ff ff ff c2 ff ff ff ff ff ff ff ff ff ff ff ff
da0    7836 MB ATP IG eUSB SSD          Nand Flash 0
usb0 (addr 1) EHCI root hub 0          Freescale          uhub0

```

```

usb0 (addr 2) USB2513Bi 9491          SMC          uhub1
usb0 (addr 3) ATP IG eUSB SSD 44801 ATP Electronics umass0
Routing Engine 1 REV 13 750-044228 CAAM6380 RE-MX-104
Jedec Code: 0x7fb0 EEPROM Version: 0x02
P/N: 750-044228 S/N: CAAM6380
Assembly ID: 0x0b81 Assembly Version: 01.13
Date: 09-17-2012 Assembly Flags: 0x00
Version: REV 13 CLEI Code: PROTOXCLEI
ID: RE-MX-104 FRU Model Number: PROTO-ASSEMBLY
Board Information Record:
Address 0x00: ad 01 00 08 64 87 88 27 08 18 ff ff ff ff ff ff
I2C Hex Data:
Address 0x00: 7f b0 02 fe 0b 81 01 0d 52 45 56 20 31 33 00 00
Address 0x10: 00 00 00 00 37 35 30 2d 30 34 34 32 32 38 00 00
Address 0x20: 53 2f 4e 20 43 41 41 4d 36 33 38 30 00 11 09 07
Address 0x30: dc ff ff ff ad 01 00 08 64 87 88 27 08 18 ff ff
Address 0x40: ff ff ff ff 01 50 52 4f 54 4f 58 43 4c 45 49 50
Address 0x50: 52 4f 54 4f 2d 41 53 53 45 4d 42 4c 59 00 00 00
Address 0x60: 00 00 00 00 00 00 41 30 30 ff ff ff ff ff ff ff
Address 0x70: ff ff ff c2 ff ff ff ff ff ff ff ff ff ff ff ff
da0 7836 MB ATP IG eUSB SSD Nand Flash 0
AFEB 0 BUILTIN BUILTIN Forwarding Engine
Processor
FPC 0 BUILTIN BUILTIN MPC BUILTIN
FPC 1 BUILTIN BUILTIN MPC BUILTIN
MIC 0 REV 15 750-036132 CAAF7948 2xOC12/8xOC3 CC-CE
Jedec Code: 0x7fb0 EEPROM Version: 0x02
P/N: 750-036132 S/N: CAAF7948
Assembly ID: 0x0a1a Assembly Version: 01.15
Date: 07-03-2012 Assembly Flags: 0x00
Version: REV 15 CLEI Code: IP9IAM2DAA
ID: 2xOC12/8xOC3 CC-CE FRU Model Number: MIC-3D-8OC3-2OC12-ATM
Board Information Record:
Address 0x00: 12 01 05 03 05 ff ff ff ff ff ff ff ff ff ff
I2C Hex Data:
Address 0x00: 7f b0 02 ff 0a 1a 01 0f 52 45 56 20 31 35 00 00
Address 0x10: 00 00 00 00 37 35 30 2d 30 33 36 31 33 32 00 00
Address 0x20: 53 2f 4e 20 43 41 41 46 37 39 34 38 00 03 07 07
Address 0x30: dc ff ff ff 12 01 05 03 05 ff ff ff ff ff ff ff
Address 0x40: ff ff ff ff 01 49 50 39 49 41 4d 32 44 41 41 4d
Address 0x50: 49 43 2d 33 44 2d 38 4f 43 33 2d 32 4f 43 31 32
Address 0x60: 2d 41 54 4d 00 00 41 00 00 ff ff ff ff ff ff ff
Address 0x70: ff ff ff e3 c0 02 a3 9c 00 00 00 00 0a 60 00 00
PIC 0 BUILTIN BUILTIN 2xOC12/8xOC3 CC-CE
Xcvr 0 REV 01 740-011615 PCQOU2J SFP-IR
Xcvr 1 REV 01 740-016068 PJL7A6G SFP-SR
Xcvr 2 REV 01 740-016068 PJL7A5J SFP-SR
Xcvr 3 REV 01 740-016065 PJN5HPZ SFP-SR
Xcvr 4 REV 01 740-029122 PKB38TL SFP-LR
Xcvr 5 REV 01 740-011787 P6A107G SFP-LR
Xcvr 6 REV 01 740-029122 PKB38TR SFP-LR
Xcvr 7 REV 01 740-011787 PBKONK3 SFP-LR
MIC 1
FPC 2 BUILTIN BUILTIN MPC BUILTIN
MIC 0 BUILTIN BUILTIN 4x 10GE(LAN) SFP+
Jedec Code: 0x0000 EEPROM Version: 0x00
P/N: BUILTIN S/N: BUILTIN
Assembly ID: 0x0a60 Assembly Version: 00.00
Date: 00-00-0000 Assembly Flags: 0x00
ID: 4x 10GE(LAN) SFP+
Board Information Record:

```



```

Address 0x00: 00 00 00 00 00 00 00 00 00 00 00 00 00 00 00 00
I2C Hex Data:
Address 0x00: 00 00 00 00 0a 60 00 00 00 00 00 00 00 00 00 00
Address 0x10: 00 00 00 00 42 55 49 4c 54 49 4e 00 4d 58 43 00
Address 0x20: 42 55 49 4c 54 49 4e 00 4d 58 43 00 00 00 00 00
Address 0x30: 00 00 00 00 00 00 00 00 00 00 00 00 00 00 00 00
Address 0x40: 00 00 00 00 00 00 00 00 00 00 00 00 00 00 00 00
Address 0x50: 00 00 00 00 00 00 00 00 00 00 00 00 00 00 00 00
Address 0x60: 00 00 00 00 00 00 00 00 00 00 00 00 00 00 00 00
Address 0x70: 00 00 00 00 c0 02 a5 04 7f b0 02 ff 0a 1a 01 0f
PIC 0          BUILTIN      BUILTIN      4x 10GE(LAN) SFP+
  Xcvr 0      REV 01      740-031980    B10F00465    SFP+-10G-SR
  Xcvr 1      REV 01      740-031980    B10F00461    SFP+-10G-SR
  Xcvr 2      REV 01      740-031980    B10G01545    SFP+-10G-SR
  Xcvr 3      REV 01      740-031980    B10G01385    SFP+-10G-SR
Fan Tray 0    REV 02      711-049570    CAAX6538      Fan Tray
Jedec Code:   0x7fb0      EEPROM Version: 0x02
P/N:          711-049570  S/N:          CAAX6538
Assembly ID:  0x0b82      Assembly Version: 01.02
Date:         03-01-2013  Assembly Flags: 0x00
Version:      REV 02      CLEI Code:    PROTOXCLEI
ID: Fan Tray          FRU Model Number: PROTO-ASSEMBLY
Board Information Record:
Address 0x00: ff ff ff ff ff ff ff ff ff ff ff ff ff ff ff ff
I2C Hex Data:
Address 0x00: 7f b0 02 ff 0b 82 01 02 52 45 56 20 30 32 00 00
Address 0x10: 00 00 00 00 37 31 31 2d 30 34 39 35 37 30 00 00
Address 0x20: 53 2f 4e 20 43 41 41 58 36 35 33 38 00 01 03 07
Address 0x30: dd ff ff ff ff ff ff ff ff ff ff ff ff ff ff ff
Address 0x40: ff ff ff ff 01 50 52 4f 54 4f 58 43 4c 45 49 50
Address 0x50: 52 4f 54 4f 2d 41 53 53 45 4d 42 4c 59 00 00 00
Address 0x60: 00 00 00 00 00 00 41 30 30 ff ff ff ff ff ff ff
Address 0x70: ff ff ff c2 ff ff ff ff ff ff ff ff ff ff ff ff

```

show chassis hardware models (MX104 Router)

```

user@host> show chassis hardware models
Hardware inventory:
Item          Version  Part number  Serial number  FRU model number
Midplane      REV 20    750-044219   CAAS5849       PROTO-ASSEMBLY
PEM 0         REV 01    740-045932   1H072400065
Routing Engine 0 REV 16    750-044228   CAAR5915       PROTO-ASSEMBLY
AFEB 0
FPC 0         BUILTIN   BUILTIN
FPC 1         BUILTIN   BUILTIN
MIC 0         REV 01    750-046905   CAAK7103       MIC-3D-20GE-SFP-EH
FPC 2         BUILTIN   BUILTIN
Fan Tray      REV 02    711-049570   CAAX6538       PROTO-ASSEMBLY

```

show chassis hardware clei-models (MX104 Router)

```

user@host> show chassis hardware clei-models
Hardware inventory:
Item          Version  Part number  CLEI code      FRU model number
Midplane      REV 20    750-044219   PROTOXCLEI     PROTO-ASSEMBLY
PEM 0         REV 01    740-045932
Routing Engine 0 REV 16    750-044228   PROTOXCLEI     PROTO-ASSEMBLY
AFEB 0
FPC 0         BUILTIN   BUILTIN
FPC 1         BUILTIN   BUILTIN
MIC 0         REV 01    750-046905   PROTOXCLEI     MIC-3D-20GE-SFP-EH

```

```

FPC 2          BUILTIN
Fan Tray      REV 02  711-049570  CAAX6538          PROTO-ASSEMBLY

```

show chassis hardware (MX240 Router)

```

user@host> show chassis hardware
Hardware inventory:
Item          Version  Part number  Serial number  Description
Chassis                               JN10C7F7EAFC  MX240
Midplane      REV 01   710-021041   TR1502         MX240 Backplane
FPM Board     REV 01   710-017254   KD4017         Front Panel Display
PEM 0         Rev 02   740-017330   000332         PS 1.2-1.7kW; 100-240V
AC in
PEM 1         Rev 02   740-017330   000226         PS 1.2-1.7kW; 100-240V
AC in
Routing Engine 0 REV 06   740-013063   1000703522     RE-S-2000
Routing Engine 1 REV 06   740-015113   1000687625     RE-S-1300
CB 0          REV 07   710-013385   KC9057         MX SCB
CB 1          REV 05   710-013385   JY4760         MX SCB
FPC 1         REV 01   750-021679   KC7340         DPCE 40x 1GE R
CPU           REV 06   710-013713   KD4078         DPC PMB
PIC 0                               BUILTIN        BUILTIN        10x 1GE(LAN)
Xcvr 0        REV 01   740-011613   P9F18ME        SFP-SX
PIC 1                               BUILTIN        BUILTIN        10x 1GE(LAN)
PIC 2                               BUILTIN        BUILTIN        10x 1GE(LAN)
PIC 3                               BUILTIN        BUILTIN        10x 1GE(LAN)
FPC 2         REV 04   710-016669   JS4529         DPCE 40x 1GE R EQ
CPU           REV 06   710-013713   KB3969         DPC PMB
PIC 0                               BUILTIN        BUILTIN        10x 1GE(LAN) EQ
Xcvr 0        REV 01   740-011613   PBG3Y79        SFP-SX
Xcvr 1        REV 01   740-011613   PBG3XU8        SFP-SX
Xcvr 2        REV 01   740-011613   PBG3YG6        SFP-SX
Xcvr 3        REV 01   740-011613   PBG3XUG        SFP-SX
Xcvr 4        REV 01   740-011613   PBG3XTJ        SFP-SX
PIC 1                               BUILTIN        BUILTIN        10x 1GE(LAN) EQ
Xcvr 0        REV 01   740-011613   PBG3ZUM        SFP-SX
Xcvr 1        REV 01   740-011613   PBG3Y5H        SFP-SX
Xcvr 2        REV 01   740-011613   PBG3UZT        SFP-SX
Xcvr 3        REV 01   740-011613   PBG3US1        SFP-SX
PIC 2                               BUILTIN        BUILTIN        10x 1GE(LAN) EQ
Xcvr 0        REV 01   740-011613   PBG3YG7        SFP-SX
Xcvr 1        REV 01   740-011613   PBG3XZ9        SFP-SX
Xcvr 2        REV 01   740-011613   PBG3XTY        SFP-SX
Xcvr 3        REV 01   740-011613   PBG3UZG        SFP-SX
PIC 3                               BUILTIN        BUILTIN        10x 1GE(LAN) EQ
Xcvr 0        REV 01   740-011613   PBG3Y8W        SFP-SX
Xcvr 1        REV 01   740-011613   PBG3YVX        SFP-SX
Xcvr 2        REV 01   740-011613   PBG3YB3        SFP-SX
Xcvr 3        REV 01   740-011613   PBG43VQ        SFP-SX
Fan Tray 0    REV 01   710-021113   JS4642         MX240 Fan Tray

```

show chassis hardware detail (MX 240 Router with Routing Engine Displaying DIMM Information)

```

user@host> show chassis hardware detail

Item          Version  Part number  Serial number  Description
Chassis                               JN11279B4AFC  MX240 Backplane
Midplane      REV 07   760-021404   TS2474         MX240 Backplane
FPM Board     REV 03   760-021392   XC2643         Front Panel Display
PEM 0         Rev 03   740-017343   QCS0908A068   DC Power Entry Module
Routing Engine 0 REV 01   740-031117   AARCH00        RE-S-1800x4

```

```

ad0    3764 MB  STEC M2+ CF 9.0.2    STIM2Q3209239145303 Removable Compact Flash

ad1    28626 MB  WDC SSD-F0030S-5000  C933Z036237215548S00 Compact Flash
usb0 (addr 1)  EHCI root hub 0      Intel      uhub0
usb0 (addr 2)  product 0x0020 32    vendor 0x8087 uhub1
DIMM 0        VL31B5263E-F8S DIE REV-0 PCB REV-0  MFR ID-ce80
DIMM 1        VL31B5263E-F8S DIE REV-0 PCB REV-0  MFR ID-ce80
DIMM 2        VL31B5263E-F8S DIE REV-0 PCB REV-0  MFR ID-ce80
DIMM 3        SL31B5263E-F8S DIE REV-0 PCB REV-0  MFR ID-ce80
CB 0          REV 03    710-021523  XD7225    MX SCB
Fan Tray 0    REV 01    710-021113  WZ4986    MX240 Fan Tray

```

show chassis hardware (MX240 Router with Enhanced MX SCB)

```

user@host> show chassis hardware
Hardware inventory:
Item                Version  Part number  Serial number  Description
Chassis              REV 01    710-021041  TR1502        MX240 Backplane
FPM Board            REV 01    710-017254  KD4017        Front Panel Display
PEM 0                Rev 02    740-017330  000332        PS 1.2-1.7kW; 100-240V
AC in
PEM 1                Rev 02    740-017330  000226        PS 1.2-1.7kW; 100-240V
AC in
Routing Engine 0     REV 06    740-013063  1000703522    RE-S-2000
Routing Engine 1     REV 06    740-015113  1000687625    RE-S-1300
CB 0                 REV 02    710-031391  YE8494        Enhanced MX SCB
CB 1                 REV 05    710-031391  YOP5764       Enhanced MX SCB
FPC 1                REV 01    750-021679  KC7340        DPCE 40x 1GE R
CPU                  REV 06    710-013713  KD4078        DPC PMB
PIC 0                BUILTIN   BUILTIN      10x 1GE(LAN)
Xcvr 0               REV 01    740-011613  P9F18ME       SFP-SX
PIC 1                BUILTIN   BUILTIN      10x 1GE(LAN)
PIC 2                BUILTIN   BUILTIN      10x 1GE(LAN)
PIC 3                BUILTIN   BUILTIN      10x 1GE(LAN)
FPC 2                REV 04    710-016669  JS4529        DPCE 40x 1GE R EQ
CPU                  REV 06    710-013713  KB3969        DPC PMB
PIC 0                BUILTIN   BUILTIN      10x 1GE(LAN) EQ
Xcvr 0               REV 01    740-011613  PBG3Y79       SFP-SX
Xcvr 1               REV 01    740-011613  PBG3XU8       SFP-SX
Xcvr 2               REV 01    740-011613  PBG3YG6       SFP-SX
Xcvr 3               REV 01    740-011613  PBG3XUG       SFP-SX
Xcvr 4               REV 01    740-011613  PBG3XTJ       SFP-SX
PIC 1                BUILTIN   BUILTIN      10x 1GE(LAN) EQ
Xcvr 0               REV 01    740-011613  PBG3ZUM       SFP-SX
Xcvr 1               REV 01    740-011613  PBG3Y5H       SFP-SX
Xcvr 2               REV 01    740-011613  PBG3UZT       SFP-SX
Xcvr 3               REV 01    740-011613  PBG3US1       SFP-SX
PIC 2                BUILTIN   BUILTIN      10x 1GE(LAN) EQ
Xcvr 0               REV 01    740-011613  PBG3YG7       SFP-SX
Xcvr 1               REV 01    740-011613  PBG3XZ9       SFP-SX
Xcvr 2               REV 01    740-011613  PBG3XTY       SFP-SX
Xcvr 3               REV 01    740-011613  PBG3UZG       SFP-SX
PIC 3                BUILTIN   BUILTIN      10x 1GE(LAN) EQ
Xcvr 0               REV 01    740-011613  PBG3Y8W       SFP-SX
Xcvr 1               REV 01    740-011613  PBG3YVX       SFP-SX
Xcvr 2               REV 01    740-011613  PBG3YB3       SFP-SX
Xcvr 3               REV 01    740-011613  PBG43VQ       SFP-SX
Fan Tray 0          REV 01    710-021113  JS4642        MX240 Fan Tray

```

show chassis hardware (MX480 Router)

```

user@host> show chassis hardware
Hardware inventory:
Item             Version  Part number  Serial number  Description
Chassis          REV 04   710-017414   JN10C7F7FAFB  MX480
Midplane         REV 02   710-017254   TR2071        MX480 Midplane
FPM Board        REV 02   710-017254   KB8459        Front Panel Display
PEM 0            Rev 02   740-017330   QCS07519029   PS 1.2-1.7kW; 100-240V
AC in
PEM 1            Rev 02   740-017330   QCS07519041   PS 1.2-1.7kW; 100-240V
AC in
PEM 2            Rev 02   740-017330   QCS07519097   PS 1.2-1.7kW; 100-240V
AC in
Routing Engine 0 REV 07   740-013063   1000733381    RE-S-2000
Routing Engine 1 REV 07   740-013063   1000733540    RE-S-2000
CB 0             REV 07   710-013385   KA8022        MX SCB
CB 1             REV 07   710-013385   KA8303        MX SCB
FPC 0            REV 09   750-020452   KA8660        DPCE 40x 1GE X EQ
CPU              REV 06   710-013713   KA8185        DPC PMB
PIC 0            BUILTIN BUILTIN      10x 1GE(LAN) EQ
PIC 1            BUILTIN BUILTIN      10x 1GE(LAN) EQ
PIC 2            BUILTIN BUILTIN      10x 1GE(LAN) EQ
PIC 3            BUILTIN BUILTIN      10x 1GE(LAN) EQ
Fan Tray
Left Fan Tray

```

show chassis hardware (MX480 Router with Enhanced MX SCB)

```

user@host> show chassis hardware
Hardware inventory:
Item             Version  Part number  Serial number  Description
Chassis          REV 04   710-017414   JN10C7F7FAFB  MX480
Midplane         REV 02   710-017254   TR2071        MX480 Midplane
FPM Board        REV 02   710-017254   KB8459        Front Panel Display
PEM 0            Rev 02   740-017330   QCS07519029   PS 1.2-1.7kW; 100-240V
AC in
PEM 1            Rev 02   740-017330   QCS07519041   PS 1.2-1.7kW; 100-240V
AC in
PEM 2            Rev 02   740-017330   QCS07519097   PS 1.2-1.7kW; 100-240V
AC in
Routing Engine 0 REV 07   740-013063   1000733381    RE-S-2000
Routing Engine 1 REV 07   740-013063   1000733540    RE-S-2000
CB 0             REV 07   710-013385   KA8022        Enhanced MX SCB
CB 1             REV 07   710-013385   KA8303        Enhanced MX SCB
FPC 0            REV 09   750-020452   KA8660        DPCE 40x 1GE X EQ
CPU              REV 06   710-013713   KA8185        DPC PMB
PIC 0            BUILTIN BUILTIN      10x 1GE(LAN) EQ
PIC 1            BUILTIN BUILTIN      10x 1GE(LAN) EQ
PIC 2            BUILTIN BUILTIN      10x 1GE(LAN) EQ
PIC 3            BUILTIN BUILTIN      10x 1GE(LAN) EQ
Fan Tray
Left Fan Tray

```

show chassis hardware (MX480 Routers with MPC5E and Built-In OTN PIC)

```

user@host> show chassis hardware
Hardware inventory:
Item             Version  Part number  Serial number  Description
Chassis          REV 05   710-017414   JN11C0338AFB  MX480
Midplane         REV 05   710-017414   ABAB8430      MX480 Midplane
FPM Board        REV 02   710-017254   ZS8005        Front Panel Display
PEM 0            Rev 05   740-029970   QCS1024U089   PS 1.4-2.52kW; 90-264V

```

AC in				
PEM 1	Rev 10	740-029970	QCS1314U0FJ	PS 1.4-2.52kW; 90-264V
AC in				
PEM 2	Rev 07	740-029970	QCS1121U076	PS 1.4-2.52kW; 90-264V
AC in				
Routing Engine 0	REV 05	740-031116	9009092471	RE-S-1800x4
Routing Engine 1	REV 05	740-031116	9009097958	RE-S-1800x4
CB 0	REV 16	750-031391	CAAX0789	Enhanced MX SCB
CB 1	REV 16	750-031391	CAAX0856	Enhanced MX SCB
FPC 0	REV 32	750-028467	ABBP1782	MPC 3D 16x 10GE
CPU	REV 10	711-029089	ABBP5410	AMPC PMB
PIC 0		BUILTIN	BUILTIN	4x 10GE(LAN) SFP+
Xcvr 0	REV 01	740-021308	983152A00038	SFP+-10G-SR
Xcvr 1	REV 01	740-031980	B11F00211	SFP+-10G-SR
Xcvr 2	REV 01	740-031980	AQ72LPB	SFP+-10G-SR
Xcvr 3	REV 01	740-031980	AHNOWR5	SFP+-10G-SR
PIC 1		BUILTIN	BUILTIN	4x 10GE(LAN) SFP+
Xcvr 0	REV 01	740-031980	B11J03627	SFP+-10G-SR
Xcvr 1	REV 01	740-031980	B11F00300	SFP+-10G-SR
Xcvr 2	REV 01	740-021308	AQ42WSS	SFP+-10G-SR
Xcvr 3	REV 01	740-021308	AQ43HGC	SFP+-10G-SR
PIC 2		BUILTIN	BUILTIN	4x 10GE(LAN) SFP+
Xcvr 0	REV 01	740-021308	ANAOND0	SFP+-10G-SR
Xcvr 1	REV 01	740-021308	ANAONGF	SFP+-10G-SR
Xcvr 2	REV 01	740-021308	ANAONG9	SFP+-10G-SR
Xcvr 3	REV 01	740-021308	ANAOMP9	SFP+-10G-SR
PIC 3		BUILTIN	BUILTIN	4x 10GE(LAN) SFP+
Xcvr 0	REV 01	740-021308	AQA06CG	SFP+-10G-SR
Xcvr 1	REV 01	740-021308	19T511100493	SFP+-10G-SR
Xcvr 2	REV 01	740-031980	APR040J	SFP+-10G-SR
FPC 1	REV 26	750-046005	CACN1894	MPC5E 3D Q 2CGE+4XGE
CPU	REV 09	711-045719	CACN8698	RMPC PMB
PIC 0		BUILTIN	BUILTIN	2X10GE SFPP OTN
Xcvr 0	REV 01	740-031980	163363A03046	SFP+-10G-SR
Xcvr 1	REV 01	740-031980	AJ40JS8	SFP+-10G-SR
PIC 1		BUILTIN	BUILTIN	1X100GE CFP2 OTN
PIC 2		BUILTIN	BUILTIN	2X10GE SFPP OTN
Xcvr 0	REV 01	740-031980	153363A00593	SFP+-10G-SR
Xcvr 1	REV 01	740-031980	AJ40JUJ	SFP+-10G-SR
PIC 3		BUILTIN	BUILTIN	1X100GE CFP2 OTN
Xcvr 0		NON-JNPR	UQC0B53	CFP2-100G-LR4-D
FPC 2	REV 26	750-046005	CACN1891	MPC5E 3D Q 2CGE+4XGE
CPU	REV 09	711-045719	CACN8694	RMPC PMB
PIC 0		BUILTIN	BUILTIN	2X10GE SFPP OTN
Xcvr 0		NON-JNPR	URA012A	SFP+-10G-LR
PIC 1		BUILTIN	BUILTIN	1X100GE CFP2 OTN
Xcvr 0		NON-JNPR	J13F47042	CFP2-100G-LR4-D
PIC 2		BUILTIN	BUILTIN	2X10GE SFPP OTN
Xcvr 0	REV 01	740-031980	AJC0BM3	SFP+-10G-SR
Xcvr 1	REV 01	740-021308	11T511100917	SFP+-10G-SR
PIC 3		BUILTIN	BUILTIN	1X100GE CFP2 OTN
Xcvr 0		NON-JNPR	UQK07SU	CFP2-100G-LR4-D
FPC 3	REV 03	750-045372	CAAD9425	MPCE Type 3 3D
CPU	REV 08	711-035209	CAAD9094	HMPC PMB 2G
MIC 0	REV 14	750-033196	CAAW9204	1X100GE CXP
PIC 0		BUILTIN	BUILTIN	1X100GE CXP
Xcvr 0	REV 01	740-046563	XD16FC034	CFP2-100G-SR10
MIC 1	REV 19	750-033199	CAAJ1814	1X100GE CFP
PIC 2		BUILTIN	BUILTIN	1X100GE CFP
FPC 4	REV 21.0.11	750-045715	CAAY3568	MPC5E 3D Q 24XGE+6XLGE
CPU	REV 07	711-045719	CAAW7430	RMPC PMB

PIC 0		BUILTIN	BUILTIN	12X10GE SFPP OTN
Xcvr 0	REV 01	740-031980	AP406NG	SFP+-10G-SR
Xcvr 1	REV 01	740-021308	AR41NLP	SFP+-10G-SR
Xcvr 2	REV 01	740-031980	B11D05630	SFP+-10G-SR
PIC 1		BUILTIN	BUILTIN	12X10GE SFPP OTN
PIC 2		BUILTIN	BUILTIN	3X40GE QSFP
PIC 3		BUILTIN	BUILTIN	3X40GE QSFP
WAN MEZZ	REV 12	750-049136	CACM6678	MPC5E 24XGE OTN Mezz
FPC 5	REV 11	750-045372	CABK7539	MPCE Type 3 3D
CPU	REV 08	711-035209	CABJ2466	HMPC PMB 2G
MIC 0	REV 19	750-033199	CAAJ9719	1X100GE CFP
PIC 0		BUILTIN	BUILTIN	1X100GE CFP
Xcvr 0	REV 01	740-035329	UP1020P	CFP-100G-SR10
MIC 1	REV 07	750-033196	YZ0797	1X100GE CXP
PIC 2		BUILTIN	BUILTIN	1X100GE CXP
Xcvr 0	REV 01	740-046563	XC42FC022	CFP2-100G-SR10
Fan Tray				Enhanced Left Fan Tray

show chassis hardware detail (MX480 Routers with MPC5E and Built-In OTN PIC)

```

user@host> show chassis hardware detail
Hardware inventory:
Item          Version  Part number  Serial number  Description
Chassis                               JN11C0338AFB  MX480
Midplane      REV 05   710-017414   ABAB8430      MX480 Midplane
FPM Board     REV 02   710-017254   ZS8005        Front Panel Display
PEM 0         Rev 05   740-029970   QCS1024U089   PS 1.4-2.52kW; 90-264V
AC in
PEM 1         Rev 10   740-029970   QCS1314U0FJ   PS 1.4-2.52kW; 90-264V
AC in
PEM 2         Rev 07   740-029970   QCS1121U076   PS 1.4-2.52kW; 90-264V
AC in
Routing Engine 0 REV 05   740-031116   9009092471     RE-S-1800x4
ad0 3896 MB VRFCF14096DIHK1 VM4096MB 6862 Compact Flash
ad1 30533 MB UGB94ARF32H0S3-KC UNIGEN-478612-001127 Disk 1
usb0 (addr 1) EHCI root hub 0 Intel uhub0
usb0 (addr 2) product 0x0020 32 vendor 0x8087 uhub1
DIMM 0 SGU04G72H1BB2SA-BB DIE REV-52 PCB REV-54 MFR ID-ce80
DIMM 1 SGU04G72H1BB2SA-BB DIE REV-52 PCB REV-54 MFR ID-ce80
DIMM 2 SGU04G72H1BB2SA-BB DIE REV-52 PCB REV-54 MFR ID-ce80
DIMM 3 SGU04G72H1BB2SA-BB DIE REV-52 PCB REV-54 MFR ID-ce80
Routing Engine 1 REV 05   740-031116   9009097958     RE-S-1800x4
ad0 3896 MB VRFCF14096DIHK1 VM4096MB 6145 Compact Flash
ad1 30533 MB UGB94ARF32H0S3-KC UNIGEN-499551-000273 Disk 1
CB 0         REV 16   750-031391   CAAX0789      Enhanced MX SCB
CB 1         REV 16   750-031391   CAAX0856      Enhanced MX SCB
FPC 0        REV 32   750-028467   ABBP1782      MPC 3D 16x 10GE
CPU          REV 10   711-029089   ABBP5410      AMPC PMB
PIC 0        BUILTIN BUILTIN      4x 10GE(LAN) SFP+
Xcvr 0       REV 01   740-021308   983152A00038 SFP+-10G-SR
Xcvr 1       REV 01   740-031980   B11F00211     SFP+-10G-SR
Xcvr 2       REV 01   740-031980   AQ72LPB       SFP+-10G-SR
Xcvr 3       REV 01   740-031980   AHNOWR5       SFP+-10G-SR
PIC 1        BUILTIN BUILTIN      4x 10GE(LAN) SFP+
Xcvr 0       REV 01   740-031980   B11J03627     SFP+-10G-SR
Xcvr 1       REV 01   740-031980   B11F00300     SFP+-10G-SR
Xcvr 2       REV 01   740-021308   AQ42WSS       SFP+-10G-SR
Xcvr 3       REV 01   740-021308   AQ43HGC       SFP+-10G-SR
PIC 2        BUILTIN BUILTIN      4x 10GE(LAN) SFP+
Xcvr 0       REV 01   740-021308   ANAONDO       SFP+-10G-SR
Xcvr 1       REV 01   740-021308   ANAONGF       SFP+-10G-SR

```

Xcvr 2	REV 01	740-021308	ANA0NG9	SFP+-10G-SR
Xcvr 3	REV 01	740-021308	ANA0MP9	SFP+-10G-SR
PIC 3		BUILTIN	BUILTIN	4x 10GE(LAN) SFP+
Xcvr 0	REV 01	740-021308	AQA06CG	SFP+-10G-SR
Xcvr 1	REV 01	740-021308	19T511100493	SFP+-10G-SR
Xcvr 2	REV 01	740-031980	APR040J	SFP+-10G-SR
FPC 1	REV 26	750-046005	CACN1894	MPC5E 3D Q 2CGE+4XGE
CPU	REV 09	711-045719	CACN8698	RMPC PMB
PIC 0		BUILTIN	BUILTIN	2X10GE SFPP OTN
Xcvr 0	REV 01	740-031980	163363A03046	SFP+-10G-SR
Xcvr 1	REV 01	740-031980	AJ40JS8	SFP+-10G-SR
PIC 1		BUILTIN	BUILTIN	1X100GE CFP2 OTN
PIC 2		BUILTIN	BUILTIN	2X10GE SFPP OTN
Xcvr 0	REV 01	740-031980	153363A00593	SFP+-10G-SR
Xcvr 1	REV 01	740-031980	AJ40JUJ	SFP+-10G-SR
PIC 3		BUILTIN	BUILTIN	1X100GE CFP2 OTN
Xcvr 0		NON-JNPR	UQC0B53	CFP2-100G-LR4-D
FPC 2	REV 26	750-046005	CACN1891	MPC5E 3D Q 2CGE+4XGE
CPU	REV 09	711-045719	CACN8694	RMPC PMB
PIC 0		BUILTIN	BUILTIN	2X10GE SFPP OTN
Xcvr 0		NON-JNPR	URA012A	SFP+-10G-LR
PIC 1		BUILTIN	BUILTIN	1X100GE CFP2 OTN
Xcvr 0		NON-JNPR	J13F47042	CFP2-100G-LR4-D
PIC 2		BUILTIN	BUILTIN	2X10GE SFPP OTN
Xcvr 0	REV 01	740-031980	AJCOBM3	SFP+-10G-SR
Xcvr 1	REV 01	740-021308	11T511100917	SFP+-10G-SR
PIC 3		BUILTIN	BUILTIN	1X100GE CFP2 OTN
Xcvr 0		NON-JNPR	UQK07SU	CFP2-100G-LR4-D
FPC 3	REV 03	750-045372	CAAD9425	MPCE Type 3 3D
CPU	REV 08	711-035209	CAAD9094	HMPC PMB 2G
MIC 0	REV 14	750-033196	CAAW9204	1X100GE CXP
PIC 0		BUILTIN	BUILTIN	1X100GE CXP
Xcvr 0	REV 01	740-046563	XD16FC034	CFP2-100G-SR10
MIC 1	REV 19	750-033199	CAAJ1814	1X100GE CFP
PIC 2		BUILTIN	BUILTIN	1X100GE CFP
FPC 4	REV 21.0.11	750-045715	CAAY3568	MPC5E 3D Q 24XGE+6XLGE
CPU	REV 07	711-045719	CAAW7430	RMPC PMB
PIC 0		BUILTIN	BUILTIN	12X10GE SFPP OTN
Xcvr 0	REV 01	740-031980	AP406NG	SFP+-10G-SR
Xcvr 1	REV 01	740-021308	AR41NLP	SFP+-10G-SR
Xcvr 2	REV 01	740-031980	B11D05630	SFP+-10G-SR
PIC 1		BUILTIN	BUILTIN	12X10GE SFPP OTN
PIC 2		BUILTIN	BUILTIN	3X40GE QSFPP
PIC 3		BUILTIN	BUILTIN	3X40GE QSFPP
WAN MEZZ	REV 12	750-049136	CACM6678	MPC5E 24XGE OTN Mezz
FPC 5	REV 11	750-045372	CABK7539	MPCE Type 3 3D
CPU	REV 08	711-035209	CABJ2466	HMPC PMB 2G
MIC 0	REV 19	750-033199	CAAJ9719	1X100GE CFP
PIC 0		BUILTIN	BUILTIN	1X100GE CFP
Xcvr 0	REV 01	740-035329	UP1020P	CFP-100G-SR10
MIC 1	REV 07	750-033196	YZ0797	1X100GE CXP
PIC 2		BUILTIN	BUILTIN	1X100GE CXP
Xcvr 0	REV 01	740-046563	XC42FC022	CFP2-100G-SR10
Fan Tray				Enhanced Left Fan Tray

show chassis hardware extensive (MX480 Routers with MPC5E and Built-In OTN PIC)

```
user@host> show chassis hardware extensive
```

```
Hardware inventory:
```

Item	Version	Part number	Serial number	Description
------	---------	-------------	---------------	-------------

```

Chassis                               JN11C0338AFB      MX480
  Jedec Code: 0x7fb0                EEPROM Version: 0x02
                                       S/N: JN11C0338AFB
  Assembly ID: 0x01fe              Assembly Version: 00.00
  Date: 00-00-0000                Assembly Flags: 0x02
  ID: MX480
  Board Information Record:
    Address 0x00: 00 00 00 00 00 00 00 00 00 00 00 00 00 00 00 00
  I2C Hex Data:
    Address 0x00: 7f b0 02 ff 01 fe 00 00 00 00 00 00 00 00 00 00
    Address 0x10: 00 00 00 00 00 00 00 00 00 00 00 00 00 00 00 00
    Address 0x20: 4a 4e 31 31 43 30 33 33 38 41 46 42 02 00 00 00
    Address 0x30: 00 00 00 00 00 00 00 00 00 00 00 00 00 00 00 00
    Address 0x40: 00 00 00 00 00 00 00 00 00 00 00 00 00 00 00 00
    Address 0x50: 00 00 00 00 00 00 00 00 00 00 00 00 00 00 00 00
    Address 0x60: 00 00 00 00 00 00 00 00 00 00 00 00 00 00 00 00
    Address 0x70: 00 00 00 00 00 00 00 00 00 00 00 00 00 00 00 00
  Midplane                             REV 05      710-017414      ABAB8430      MX480 Midplane
    Jedec Code: 0x7fb0                EEPROM Version: 0x01
    P/N: 710-017414                  S/N: ABAB8430
    Assembly ID: 0x01fe              Assembly Version: 01.05
    Date: 12-13-2011                Assembly Flags: 0x00
    Version: REV 05
    ID: MX480 Midplane              FRU Model Number: CHAS-BP-MX480-S
    Board Information Record:
      Address 0x00: ad 01 08 00 00 23 9c fc 98 00 ff ff ff ff ff ff
    I2C Hex Data:
      Address 0x00: 7f b0 01 ff 01 fe 01 05 52 45 56 20 30 35 00 00
      Address 0x10: 00 00 00 00 37 31 30 2d 30 31 37 34 31 34 00 00
      Address 0x20: 53 2f 4e 20 41 42 41 42 38 34 33 30 00 0d 0c 07
      Address 0x30: db ff ff ff ad 01 08 00 00 23 9c fc 98 00 ff ff
      Address 0x40: ff ff ff ff 01 00 00 00 00 00 00 00 00 00 00 43
      Address 0x50: 48 41 53 2d 42 50 2d 4d 58 34 38 30 2d 53 00 00
      Address 0x60: 00 00 00 00 00 00 ff ff ff ff ff ff ff ff ff
      Address 0x70: ff ff ff ff ff ff ff ff ff ff ff ff ff ff ff ff
  FPM Board                             REV 02      710-017254      ZS8005      Front Panel Display
    Jedec Code: 0x7fb0                EEPROM Version: 0x01
    P/N: 710-017254                  S/N: ZS8005
    Assembly ID: 0x01ff              Assembly Version: 01.02
    Date: 11-21-2011                Assembly Flags: 0x00
    Version: REV 02
    ID: Front Panel Display          FRU Model Number: CRAFT-MX480-S
    Board Information Record:
      Address 0x00: ff ff ff ff ff ff ff ff ff ff ff ff ff ff ff ff
    I2C Hex Data:
      Address 0x00: 7f b0 01 ff 01 ff 01 02 52 45 56 20 30 32 00 00
      Address 0x10: 00 00 00 00 37 31 30 2d 30 31 37 32 35 34 00 00
      Address 0x20: 53 2f 4e 20 5a 53 38 30 30 35 00 00 00 15 0b 07
      Address 0x30: db ff ff ff ff ff ff ff ff ff ff ff ff ff ff ff
      Address 0x40: ff ff ff ff 01 00 00 00 00 00 00 00 00 00 00 43
      Address 0x50: 52 41 46 54 2d 4d 58 34 38 30 2d 53 00 00 00 00
      Address 0x60: 00 00 00 00 00 00 ff ff ff ff ff ff ff ff ff
      Address 0x70: ff ff ff ff ff ff ff ff ff ff ff ff ff ff ff ff
  PEM 0                                 Rev 05      740-029970      QCS1024U089      PS 1.4-2.52kW; 90-264V
  AC in
    Jedec Code: 0x7fb0                EEPROM Version: 0x01
    P/N: 740-029970                  S/N: QCS1024U089
    Assembly ID: 0x0432              Assembly Version: 01.05
    Date: 06-17-2010                Assembly Flags: 0x00
    Version: Rev 05
    ID: PS 1.4-2.52kW; 90-264V AC in FRU Model Number: PWR-MX480-2520-AC-S

```


Board Information Record:

Address 0x00: ff ff ff ff ff ff ff ff ff ff ff ff ff 00 00 00 00

I2C Hex Data:

Address 0x00: 7f b0 01 ff 04 32 01 05 52 65 76 20 30 35 00 00

Address 0x10: 00 00 00 00 37 34 30 2d 30 32 39 39 37 30 00 00

Address 0x20: 51 43 53 31 30 32 34 55 30 38 39 00 00 11 06 07

Address 0x30: da ff ff ff ff ff ff ff ff ff ff ff ff ff ff ff

Address 0x40: 00 00 00 00 01 00 00 00 00 00 00 00 00 00 00 50

Address 0x50: 57 52 2d 4d 58 34 38 30 2d 32 35 32 30 2d 41 43

Address 0x60: 2d 53 00 00 00 00 00 00 00 00 00 00 00 00 00 00

Address 0x70: 00 00 00 00 00 00 00 00 00 00 00 00 00 00 00 00

PEM 1 Rev 10 740-029970 QCS1314U0FJ PS 1.4-2.52kW; 90-264V

AC in

Jedec Code: 0x7fb0 EEPROM Version: 0x01

P/N: 740-029970 S/N: QCS1314U0FJ

Assembly ID: 0x0432 Assembly Version: 01.10

Date: 04-04-2013 Assembly Flags: 0x00

Version: Rev 10

ID: PS 1.4-2.52kW; 90-264V AC in FRU Model Number: PWR-MX480-2520-AC-S

Board Information Record:

Address 0x00: ff ff ff ff ff ff ff ff ff ff ff ff ff 00 00 00 00

I2C Hex Data:

Address 0x00: 7f b0 01 ff 04 32 01 0a 52 65 76 20 31 30 00 00

Address 0x10: 00 00 00 00 37 34 30 2d 30 32 39 39 37 30 00 00

Address 0x20: 51 43 53 31 33 31 34 55 30 46 4a 00 00 04 04 07

Address 0x30: dd ff ff ff ff ff ff ff ff ff ff ff ff ff ff

Address 0x40: 00 00 00 00 01 00 00 00 00 00 00 00 00 00 00 50

Address 0x50: 57 52 2d 4d 58 34 38 30 2d 32 35 32 30 2d 41 43

Address 0x60: 2d 53 00 00 00 00 00 00 00 00 00 00 00 00 00 00

Address 0x70: 00 00 00 00 00 00 00 00 00 00 00 00 00 00 00 00

PEM 2 Rev 07 740-029970 QCS1121U076 PS 1.4-2.52kW; 90-264V

AC in

Jedec Code: 0x7fb0 EEPROM Version: 0x01

P/N: 740-029970 S/N: QCS1121U076

Assembly ID: 0x0432 Assembly Version: 01.07

Date: 05-23-2011 Assembly Flags: 0x00

Version: Rev 07

ID: PS 1.4-2.52kW; 90-264V AC in FRU Model Number: PWR-MX480-2520-AC-S

Board Information Record:

Address 0x00: ff ff ff ff ff ff ff ff ff ff ff ff ff 00 00 00 00

I2C Hex Data:

Address 0x00: 7f b0 01 ff 04 32 01 07 52 65 76 20 30 37 00 00

Address 0x10: 00 00 00 00 37 34 30 2d 30 32 39 39 37 30 00 00

Address 0x20: 51 43 53 31 31 32 31 55 30 37 36 00 00 17 05 07

Address 0x30: db ff ff ff ff ff ff ff ff ff ff ff ff ff ff

Address 0x40: 00 00 00 00 01 00 00 00 00 00 00 00 00 00 00 50

Address 0x50: 57 52 2d 4d 58 34 38 30 2d 32 35 32 30 2d 41 43

Address 0x60: 2d 53 00 00 00 00 00 00 00 00 00 00 00 00 00 00

Address 0x70: 00 00 00 00 00 00 00 00 00 00 00 00 00 00 00 00

Routing Engine 0 REV 05 740-031116 9009092471 RE-S-1800x4

Jedec Code: 0x7fb0 EEPROM Version: 0x02

P/N: 740-031116 S/N: 9009092471

Assembly ID: 0x09c0 Assembly Version: 01.05

Date: 11-01-2011 Assembly Flags: 0x00

Version: REV 05 CLEI Code: COUCALDBAA

ID: RE-S-1800x4 FRU Model Number: RE-S-1800X4-16G-S

Board Information Record:

Address 0x00: 54 32 30 32 37 43 41 2d 34 32 46 42 23 23 23 00

I2C Hex Data:

Address 0x00: 7f b0 02 ff 09 c0 01 05 52 45 56 20 30 35 00 00

Address 0x10: 00 00 00 00 37 34 30 2d 30 33 31 31 31 36 00 00

```

Address 0x20: 39 30 30 39 30 39 32 34 37 31 00 00 00 01 0b 07
Address 0x30: db ff ff ff 54 32 30 32 37 43 41 2d 34 32 46 42
Address 0x40: 23 23 23 00 01 43 4f 55 43 41 4c 44 42 41 41 52
Address 0x50: 45 2d 53 2d 31 38 30 30 58 34 2d 31 36 47 2d 53
Address 0x60: 00 00 00 00 00 00 41 30 30 ff ff ff ff ff ff ff
Address 0x70: ff ff ff 4b ff ff ff ff ff ff ff ff ff ff ff ff
ad0   3896 MB  VRFCF14096DIHK1    VM4096MB 6862    Compact Flash
ad1   30533 MB UGB94ARF32H0S3-KC  UNIGEN-478612-001127 Disk 1
usb0 (addr 1) EHCI root hub 0      Intel      uhub0
usb0 (addr 2) product 0x0020 32     vendor 0x8087 uhub1
DIMM 0      SGU04G72H1BB2SA-BB DIE REV-52 PCB REV-54 MFR ID-ce80
DIMM 1      SGU04G72H1BB2SA-BB DIE REV-52 PCB REV-54 MFR ID-ce80
DIMM 2      SGU04G72H1BB2SA-BB DIE REV-52 PCB REV-54 MFR ID-ce80
DIMM 3      SGU04G72H1BB2SA-BB DIE REV-52 PCB REV-54 MFR ID-ce80
Routing Engine 1 REV 05 740-031116 9009097958 RE-S-1800x4
Jedec Code: 0x7fb0      EEPROM Version: 0x02
P/N: 740-031116        S/N: 9009097958
Assembly ID: 0x09c0     Assembly Version: 01.05
Date: 02-06-2012       Assembly Flags: 0x00
Version: REV 05         CLEI Code: COUCALDBAA
ID: RE-S-1800x4         FRU Model Number: RE-S-1800X4-16G-S
Board Information Record:
Address 0x00: 54 32 30 32 37 43 41 2d 34 32 46 42 23 23 23 00
I2C Hex Data:
Address 0x00: 7f b0 02 ff 09 c0 01 05 52 45 56 20 30 35 00 00
Address 0x10: 00 00 00 00 37 34 30 2d 30 33 31 31 31 36 00 00
Address 0x20: 39 30 30 39 30 39 37 39 35 38 00 00 00 06 02 07
Address 0x30: dc ff ff ff 54 32 30 32 37 43 41 2d 34 32 46 42
Address 0x40: 23 23 23 00 01 43 4f 55 43 41 4c 44 42 41 41 52
Address 0x50: 45 2d 53 2d 31 38 30 30 58 34 2d 31 36 47 2d 53
Address 0x60: 00 00 00 00 00 00 41 30 30 ff ff ff ff ff ff ff
Address 0x70: ff ff ff 4b ff ff ff ff ff ff ff ff ff ff ff ff
ad0   3896 MB  VRFCF14096DIHK1    VM4096MB 6145    Compact Flash
ad1   30533 MB UGB94ARF32H0S3-KC  UNIGEN-499551-000273 Disk 1

```

...

show chassis hardware (MX960 Router)

```
user@host> show chassis hardware
```

Hardware inventory:

Item	Version	Part number	Serial number	Description
Chassis				MX960
Midplane	REV 01	710-013698	AA6082	MX960 Midplane
PIM	Rev 01	740-013110	000008	Power Inlet Module
PEM 2				
PEM 3	Rev 01	740-013682	000038	PS 1.7kW; 200-240VAC in
Routing Engine 0	REV 00	740-015113	1000617944	RE-S-1300
CB 0	REV 05	710-013725	JK6947	MX960 Test SCB
FPC 4	REV 01	710-013305	JM7617	MX960 Test DPC
CPU				
PIC 0		BUILTIN	BUILTIN	1x 10GE(LAN/WAN)
PIC 1		BUILTIN	BUILTIN	10x 1GE
FPC 7	REV 01	710-013305	JL9634	MX960 Test DPC
CPU				
PIC 0		BUILTIN	BUILTIN	1x 10GE(LAN/WAN)
Xcvr 0		NON-JNPR	MYBG65I82C	XFP-10G-SR
PIC 1		BUILTIN	BUILTIN	10x 1GE
Xcvr 1	REV 01	740-011782	P7N0368	SFP-SX
Xcvr 4	REV 01	740-011782	P8J1W27	SFP-SX
Xcvr 6	REV 01	740-011782	P8J1VSD	SFP-SX

```

Xcvr 9      REV 01  740-011782  P8J1W25      SFP-SX
Fan Tray 0
Fan Tray 1

```

show chassis hardware (MX960 Router with Bidirectional Optics)

```

user@host> show chassis hardware
Hardware inventory:
Item          Version  Part number  Serial number  Description
Chassis                               JN10BA5B9AFA  MX960
Midplane      REV 03   710-013698  TR0234        MX960 Backplane
FPM Board     REV 03   710-014974  JA0878        Front Panel Display
PDM           Rev 03   740-013110  QCS11135028   Power Distribution Module
PEM 0         Rev 03   740-013682  QCS11154036   PS 1.7kW; 200-240VAC in
PEM 1         Rev 03   740-013682  QCS11154010   PS 1.7kW; 200-240VAC in
PEM 2         Rev 03   740-013682  QCS11154022   PS 1.7kW; 200-240VAC in
Routing Engine 0 REV 06   740-013063  1000691458    RE-S-2000
CB 0          REV 07   710-013385  KA2190        MX SCB
CB 1          REV 07   710-013385  KA0837        MX SCB
FPC 3         REV 02   750-018122  KB3890        DPCE 40x 1GE R
CPU
FPC 4         REV 01   750-018122  KB3889        DPCE 40x 1GE R
CPU           REV 06   710-013713  KB3976        DPC PMB
PIC 0         BUILTIN BUILTIN      10x 1GE(LAN)
Xcvr 1        REV 01   740-020426  4910549       SFP-1000BASE-BX40-D
Xcvr 2        REV 01   740-020426  4910551       SFP-1000BASE-BX40-D
Xcvr 5        REV 01   740-021340  77E245N00006  SFP-1000BASE-BX10-U
Xcvr 6        REV 01   740-020425  4882821       SFP-1000BASE-BX40-U
Xcvr 8        REV 01   740-020425  4882820       SFP-1000BASE-BX40-U
PIC 1         BUILTIN BUILTIN      10x 1GE(LAN)
Xcvr 0        REV 01   740-020465  77E555N00894  SFP-1000BASE-BX10-D
Xcvr 1        REV 01   740-020465  75E467X00818  SFP-1000BASE-BX10-D
Xcvr 2        REV 01   740-020465  75E467X00573  SFP-1000BASE-BX10-D
Xcvr 3        REV 01   740-020465  4888227       SFP-1000BASE-BX10-D
Xcvr 4        REV 01   740-020465  4888241       SFP-1000BASE-BX10-D
Xcvr 5        REV 01   740-021340  77E245N00005  SFP-1000BASE-BX10-U
Xcvr 6        REV 01   740-021340  76E245X00487  SFP-1000BASE-BX10-U
Xcvr 7        REV 01   740-021341  5255889       SFP-1000BASE-BX10-U
Xcvr 8        REV 01   740-021341  5255887       SFP-1000BASE-BX10-U
Xcvr 9        REV 01   740-021340  77E245N00004  SFP-1000BASE-BX10-U
PIC 2         BUILTIN BUILTIN      10x 1GE(LAN)
Xcvr 0        REV 01   740-020424  5007582       SFP-1000BASE-BX10-D
Xcvr 1        REV 01   740-020424  4888187       SFP-1000BASE-BX10-D
Xcvr 2        REV 01   740-020424  4656500       SFP-1000BASE-BX10-D
Xcvr 5        REV 01   740-021341  5255886       SFP-1000BASE-BX10-U
Xcvr 7        REV 01   740-021340  77E245N00003  SFP-1000BASE-BX10-U
Xcvr 8        REV 01   740-021341  5255888       SFP-1000BASE-BX10-U
PIC 3         BUILTIN BUILTIN      10x 1GE(LAN)
Xcvr 0        REV 01   740-017726  74S184H30341  SFP-EX
Xcvr 1        REV 01   740-017726  4814061       SFP-EX
Xcvr 5        REV 01   740-017726  6ZS184H31108  SFP-EX
Xcvr 9        REV 01   740-021340  76E245X00486  SFP-1000BASE-BX10-U
Fan Tray 0
Fan Tray 1    REV 03   740-014971  TP0850        Fan Tray

```

show chassis hardware (MX960 Router with Enhanced MX SCB)

```

user@host> show chassis hardware
Hardware inventory:
Item          Version  Part number  Serial number  Description
Chassis                               JN1096805AFA  MX960

```

Midplane	REV 03	710-013698	TR0183	MX960 Backplane
Fan Extender	REV 02	710-018051	JY5227	Extended Cable Manager
FPM Board	REV 03	710-014974	JZ6876	Front Panel Display
PDM	Rev 03	740-013110	QCS11035023	Power Distribution Module
PEM 1	Rev 03	740-013682	QCS1109400L	PS 1.7kW; 200-240VAC in
PEM 2	Rev 03	740-013682	QCS11094015	PS 1.7kW; 200-240VAC in
PEM 3	Rev 03	740-013682	QCS11094012	PS 1.7kW; 200-240VAC in
Routing Engine 0	REV 06	740-013063	1000687969	RE-S-2000
Routing Engine 1	REV 06	740-013063	1000687955	RE-S-2000
CB 0	REV 11	750-031391	YZ6072	Enhanced MX SCB
CB 1	REV 11	750-031391	YZ6068	Enhanced MX SCB
CB 2	REV 11	750-031391	YZ6081	Enhanced MX SCB
FPC 0	REV 01	750-018122	KA5576	DPCE 40x 1GE R
CPU	REV 06	710-013713	KB3961	DPC PMB
PIC 0		BUILTIN	BUILTIN	10x 1GE(LAN)
Xcvr 0	REV 01	740-011613	P9F18GF	SFP-SX
Xcvr 2	REV 01	740-011782	P9M0TL9	SFP-SX
Xcvr 7	REV 01	740-011782	P9P0XXH	SFP-SX
Xcvr 9	REV 01	740-011782	P9M0TN1	SFP-SX
PIC 1		BUILTIN	BUILTIN	10x 1GE(LAN)
Xcvr 0	REV 01	740-011613	PAJ4UHC	SFP-SX
PIC 2		BUILTIN	BUILTIN	10x 1GE(LAN)
Xcvr 0	REV 01	740-011613	PFF2CD0	SFP-SX
Xcvr 1	REV 01	740-011613	PBG3ZUT	SFP-SX
Xcvr 2	REV 01	740-011613	PFF2DDV	SFP-SX
Xcvr 5	REV 01	740-011613	P8E2SST	SFP-SX
Xcvr 9	REV 01	740-011782	PB8329N	SFP-SX
PIC 3		BUILTIN	BUILTIN	10x 1GE(LAN)
Xcvr 0	REV 01	740-026192	1U0201084503342	SFP-100BASE-BX10-U
Xcvr 1	REV 01	740-026193	1U1201084503313	SFP-100BASE-BX10-D
Xcvr 2	REV 01	740-011613	PAJ4Y5B	SFP-SX
Xcvr 6	REV 01	740-011782	P9M0U3M	SFP-SX
Xcvr 7	REV 01	740-011782	P9M0TLA	SFP-SX
FPC 1	REV 16	750-031089	YL0719	MPC Type 2 3D
CPU	REV 06	711-030884	YL1463	MPC PMB 2G
MIC 0	REV 07	750-028387	JR6500	3D 4x 10GE XFP
PIC 0		BUILTIN	BUILTIN	2x 10GE XFP
Xcvr 0	REV 01	740-014279	733019A00154	XFP-10G-LR
Xcvr 1	REV 02	740-014289	T09F55034	XFP-10G-SR
PIC 1		BUILTIN	BUILTIN	2x 10GE XFP
Xcvr 0	REV 01	740-014279	913019B00791	XFP-10G-LR
Xcvr 1	REV 01	740-014289	98S803A90384	XFP-10G-SR
MIC 1	REV 24	750-028387	YJ3950	3D 4x 10GE XFP
PIC 2		BUILTIN	BUILTIN	2x 10GE XFP
Xcvr 0	REV 02	740-014279	T10B36134	XFP-10G-LR
Xcvr 1	REV 01	740-014289	T07M86354	XFP-10G-SR
PIC 3		BUILTIN	BUILTIN	2x 10GE XFP
FPC 2	REV 08	710-014219	JY9654	DPCE 4x 10GE R
CPU	REV 06	710-013713	JZ6549	DPC PMB
PIC 0		BUILTIN	BUILTIN	1x 10GE(LAN/WAN)
PIC 1		BUILTIN	BUILTIN	1x 10GE(LAN/WAN)
PIC 2		BUILTIN	BUILTIN	1x 10GE(LAN/WAN)
Xcvr 0	REV 03	740-011571	C931BK028	XFP-10G-SR
PIC 3		BUILTIN	BUILTIN	1x 10GE(LAN/WAN)
FPC 3	REV 10	750-024199	XJ6692	MX FPC Type 3
CPU	REV 03	710-022351	XF5182	DPC PMB
PIC 0	REV 17	750-009553	RJ2945	4x OC-48 SONET
Xcvr 1	REV 01	740-011785	PCP3YLL	SFP-SR
Xcvr 3	REV 01	740-011785	PDSOMRY	SFP-SR
PIC 1	REV 32	750-003700	DP2113	1x OC-192 12xMM VSR
FPC 5	REV 25	750-028467	YM8256	MPC 3D 16x 10GE

CPU	REV 10	711-029089	YL3029	AMPC PMB
PIC 0		BUILTIN	BUILTIN	4x 10GE(LAN) SFP+
Xcvr 1	REV 01	740-031980	AHNOX1Z	SFP+-10G-SR
PIC 1		BUILTIN	BUILTIN	4x 10GE(LAN) SFP+
PIC 2		BUILTIN	BUILTIN	4x 10GE(LAN) SFP+
PIC 3		BUILTIN	BUILTIN	4x 10GE(LAN) SFP+
FPC 7	REV 02	750-031092	JR6658	MPC Type 1 3D Q
CPU	REV 01	711-030884	JZ9038	MPC PMB 2G
MIC 0	REV 08	750-028392	JZ8737	3D 20x 1GE(LAN) SFP
PIC 0		BUILTIN	BUILTIN	10x 1GE(LAN) SFP
Xcvr 0	REV 01	740-011782	PBE2C6Y	SFP-SX
Xcvr 2		NON-JNPR	U8105N8	SFP-SX
Xcvr 4	REV 01	740-011613	PFM18EF	SFP-SX
Xcvr 7	REV 01	740-011613	PFF2AM8	SFP-SX
Xcvr 8	REV 01	740-011613	PFF2CT6	SFP-SX
PIC 1		BUILTIN	BUILTIN	10x 1GE(LAN) SFP
Xcvr 0	REV 01	740-011782	PB82VHH	SFP-SX
Xcvr 1	REV 01	740-011613	PFF2CSW	SFP-SX
Xcvr 9	REV 01	740-011613	PFF2BY0	SFP-SX
QXM 0	REV 04	711-028408	JR6372	MPC QXM
FPC 8	REV 05	750-024387	JW9754	MX FPC Type 2
CPU	REV 03	710-022351	KF1651	DPC PMB
PIC 0	REV 08	750-014730	DM3664	4x OC-3 1x OC-12 SFP
Xcvr 0	REV 01	740-016065	81S290N00077	SFP-SR
Xcvr 1		NON-JNPR	2191844	SFP-SR
Xcvr 2	REV 01	740-011618	PD81EE5	SFP-IR
PIC 1	REV 08	750-014637	DM3671	4x OC-12-3 SFP
Xcvr 0	REV 01	740-011785	PCK3UNK	SFP-SR
Xcvr 3	REV 01	740-011785	PDSOMPZ	SFP-SR
FPC 10	REV 04	710-013699	JY4654	DPCE 40x 1GE R
CPU	REV 05	710-013713	JS9717	DPC PMB
PIC 0		BUILTIN	BUILTIN	10x 1GE(LAN)
Xcvr 5	REV 01	740-011782	PAR1L72	SFP-SX
Xcvr 6	REV 01	740-011782	P8N1YQ4	SFP-SX
PIC 1		BUILTIN	BUILTIN	10x 1GE(LAN)
PIC 2		BUILTIN	BUILTIN	10x 1GE(LAN)
Xcvr 0	REV 01	740-011782	P8Q2AVL	SFP-SX
Xcvr 5	REV 01	740-011782	PAR1L7B	SFP-SX
Xcvr 6	REV 01	740-011782	PAR1L2J	SFP-SX
Xcvr 8	REV 01	740-011782	P8N1YMY	SFP-SX
PIC 3		BUILTIN	BUILTIN	10x 1GE(LAN)
Fan Tray 0	REV 03	740-014971	TP0567	Fan Tray
Fan Tray 1	REV 03	740-014971	TP0702	Fan Tray

show chassis hardware models (MX960 Router with Enhanced MX SCB)

```
user@host> show chassis hardware models
```

```
Hardware inventory:
```

Item	Version	Part number	Serial number	FRU model number
Midplane	REV 03	710-013698	TR0183	CHAS-BP-MX960-S
Fan Extender	REV 02	710-018051	JY5227	ECM-MX960
FPM Board	REV 03	710-014974	JZ6876	CRAFT-MX960-S
Routing Engine 0	REV 06	740-013063	1000687969	RE-S-2000-4096-S
Routing Engine 1	REV 06	740-013063	1000687955	RE-S-2000-4096-S
CB 0	REV 11	750-031391	YZ6072	SCBE-MX-S
CB 1	REV 11	750-031391	YZ6068	SCBE-MX-S
CB 2	REV 11	750-031391	YZ6081	SCBE-MX-S
FPC 0	REV 01	750-018122	KA5576	DPCE-R-40GE-SFP
FPC 1	REV 16	750-031089	YL0719	MX-MPC2-3D
MIC 0	REV 07	750-028387	JR6500	MIC-3D-4XGE-XFP
MIC 1	REV 24	750-028387	YJ3950	MIC-3D-4XGE-XFP

FPC 2	REV 08	710-014219	JY9654	DPC-R-4XGE-XFP
FPC 3	REV 10	750-024199	XJ6692	MX-FPC3
PIC 0	REV 17	750-009553	RJ2945	PC-40C48-SON-SFP
PIC 1	REV 32	750-003700	DP2113	PC-10C192-SON-VSR
FPC 5	REV 25	750-028467	YM8256	MPC-3D-16XGE-SFP
FPC 7	REV 02	750-031092	JR6658	MX-MPC1-3D-Q
MIC 0	REV 08	750-028392	JZ8737	MIC-3D-20GE-SFP
FPC 8	REV 05	750-024387	JW9754	MX-FPC2
PIC 0	REV 08	750-014730	DM3664	PB-40C3-10C12-SON2-SFP
PIC 1	REV 08	750-014637	DM3671	PB-40C3-40C12-SON-SFP
FPC 10	REV 04	710-013699	JY4654	DPC-R-40GE-SFP
Fan Tray 0	REV 03	740-014971	TP0567	FFANTRAY-MX960-S
Fan Tray 1	REV 03	740-014971	TP0702	FFANTRAY-MX960-S

show chassis hardware (MX960 Router with MPC5EQ)

```
user@host> show chassis hardware
```

```
Hardware inventory:
```

Item	Version	Part number	Serial number	Description
Chassis			JN1214852AFA	MX960
Midplane	REV 01	710-030012	ACAX3674	MX960 Backplane
FPM Board	REV 03	710-014974	CAAZ9326	Front Panel Display
PDM	Rev 03	740-013110	QCS17025017	Power Distribution Module
PEM 0	Rev 10	740-027760	QCS1702N062	PS 4.1kW; 200-240V AC
in				
PEM 1	Rev 04	740-027760	QCS1422N02C	PS 4.1kW; 200-240V AC
in				
PEM 2	Rev 09	740-027760	QCS1614N01X	PS 4.1kW; 200-240V AC
in				
Routing Engine 0	REV 08	740-031116	9009131803	RE-S-1800x4
Routing Engine 1	REV 08	740-031116	9009124913	RE-S-1800x4
CB 0	REV 18	750-031391	CABF0579	Enhanced MX SCB
CB 1	REV 16	750-031391	CAAZ2471	Enhanced MX SCB
CB 2	REV 16	750-031391	CAAW9595	Enhanced MX SCB
FPC 0	REV 18	750-046005	CACE6574	MPC5E 3D Q 2CGE+4XGE
CPU	REV 09	711-045719	CACG8908	RMPC PMB
PIC 0		BUILTIN	BUILTIN	2X10GE SFPP OTN
Xcvr 0	REV 01	740-021308	AQA0DYT	SFP+-10G-SR
Xcvr 1	REV 01	740-021308	AQGOMS7	SFP+-10G-SR
PIC 1		BUILTIN	BUILTIN	1X100GE CFP2 OTN
Xcvr 0	REV 01	740-046563	XD16FC03Z	CFP2-100G-SR10
PIC 2		BUILTIN	BUILTIN	2X10GE SFPP OTN
Xcvr 0	REV 01	740-021308	ANAONAJ	SFP+-10G-SR
Xcvr 1	REV 01	740-021308	AQGOMRQ	SFP+-10G-SR
PIC 3		BUILTIN	BUILTIN	1X100GE CFP2 OTN
Xcvr 0	REV 01	740-049775	J13K72993	CFP2-100G-LR4
FPC 1	REV 11	750-045372	CABK8154	MPCE Type 3 3D
CPU	REV 08	711-035209	CABE7370	HMPC PMB 2G
MIC 0	REV 07	750-033307	CABD5255	10X10GE SFPP
PIC 0		BUILTIN	BUILTIN	10X10GE SFPP
Xcvr 0	REV 01	740-021308	AQ50319	SFP+-10G-SR
Xcvr 1	REV 01	740-021308	AQ5035V	SFP+-10G-SR
Xcvr 2	REV 01	740-021308	AQ502XJ	SFP+-10G-SR
Xcvr 3	REV 01	740-021308	AQ43HHR	SFP+-10G-SR
Xcvr 4	REV 01	740-021308	AQ502YA	SFP+-10G-SR
Xcvr 5	REV 01	740-021308	AQ502EU	SFP+-10G-SR
Xcvr 6	REV 01	740-021308	AQ502HR	SFP+-10G-SR
Xcvr 7	REV 01	740-021308	AQ502A6	SFP+-10G-SR
Xcvr 8	REV 01	740-021308	AQ43H8M	SFP+-10G-SR
MIC 1	REV 14	750-033196	CAAP1398	1X100GE CXP
PIC 2		BUILTIN	BUILTIN	1X100GE CXP

Xcvr 0	REV 01	740-046563	XD16FC064	CFP-100G-SR10
FPC 3	REV 35	750-028467	CAAT9156	MPC 3D 16x 10GE
CPU	REV 11	711-029089	CAAV4645	AMPC PMB
PIC 0		BUILTIN	BUILTIN	4x 10GE(LAN) SFP+
Xcvr 0	REV 01	740-021308	AQ43HZ1	SFP+-10G-SR
Xcvr 1	REV 01	740-021308	AQ43HZC	SFP+-10G-SR
Xcvr 2	REV 01	740-021308	AQ43HD2	SFP+-10G-SR
Xcvr 3	REV 01	740-021308	AQ502HN	SFP+-10G-SR
PIC 1		BUILTIN	BUILTIN	4x 10GE(LAN) SFP+
Xcvr 0	REV 01	740-021308	AQ43HGF	SFP+-10G-SR
Xcvr 1	REV 01	740-021308	AQ501RZ	SFP+-10G-SR
Xcvr 2	REV 01	740-021308	AQ5029V	SFP+-10G-SR
Xcvr 3	REV 01	740-021308	AQ501X9	SFP+-10G-SR
PIC 2		BUILTIN	BUILTIN	4x 10GE(LAN) SFP+
Xcvr 0	REV 01	740-021308	AQ502ZN	SFP+-10G-SR
Xcvr 1	REV 01	740-021308	AQ43H86	SFP+-10G-SR
Xcvr 2	REV 01	740-021308	AQ502ZY	SFP+-10G-SR
Xcvr 3	REV 01	740-021308	AQ502PZ	SFP+-10G-SR
PIC 3		BUILTIN	BUILTIN	4x 10GE(LAN) SFP+
Xcvr 0	REV 01	740-021308	AQ503E6	SFP+-10G-SR
Xcvr 1	REV 01	740-021308	AQ502XN	SFP+-10G-SR
Xcvr 2	REV 01	740-031980	B11F00213	SFP+-10G-SR
Xcvr 3	REV 01	740-021308	AQ50336	SFP+-10G-SR
FPC 4	REV 18	750-046005	CACE6568	MPC5E 3D Q 2CGE+4XGE
CPU	REV 09	711-045719	CACG8900	RMPC PMB
PIC 0		BUILTIN	BUILTIN	2X10GE SFPP OTN
Xcvr 0	REV 01	740-021308	AQA095A	SFP+-10G-SR
Xcvr 1	REV 01	740-021308	AQGOM1E	SFP+-10G-SR
PIC 1		BUILTIN	BUILTIN	1X100GE CFP2 OTN
Xcvr 0		NON-JNPR	FE13F000F	CFP2-100G-SR10
PIC 2		BUILTIN	BUILTIN	2X10GE SFPP OTN
Xcvr 0	REV 01	740-021308	AQGOLYC	SFP+-10G-SR
Xcvr 1	REV 01	740-021308	AQGOLYB	SFP+-10G-SR
PIC 3		BUILTIN	BUILTIN	1X100GE CFP2 OTN
Xcvr 0	REV 01	740-048813	XD32FE00Z	CFP2-100G-SR10
FPC 5	REV 18	750-046005	CACE6577	MPC5E 3D Q 2CGE+4XGE
CPU	REV 09	711-045719	CACG8902	RMPC PMB
PIC 0		BUILTIN	BUILTIN	2X10GE SFPP OTN
Xcvr 0	REV 01	740-021308	AQGOMXE	SFP+-10G-SR
Xcvr 1	REV 01	740-021308	AQGOLVY	SFP+-10G-SR
PIC 1		BUILTIN	BUILTIN	1X100GE CFP2 OTN
Xcvr 0	REV 01	740-046563	XD16FC03T	CFP2-100G-SR10
PIC 2		BUILTIN	BUILTIN	2X10GE SFPP OTN
Xcvr 0	REV 01	740-021308	AQGOLW1	SFP+-10G-SR
Xcvr 1	REV 01	740-021308	AQGOLW3	SFP+-10G-SR
PIC 3		BUILTIN	BUILTIN	1X100GE CFP2 OTN
Xcvr 0		NON-JNPR	FE13F000J	CFP2-100G-SR10
FPC 7	REV 09	750-037355	CAAF0937	MPC4E 3D 2CGE+8XGE
CPU	REV 08	711-035209	CAAD8004	HMPC PMB 2G
PIC 0		BUILTIN	BUILTIN	4x10GE SFPP
Xcvr 0	REV 01	740-021308	ANA0MM3	SFP+-10G-SR
PIC 1		BUILTIN	BUILTIN	1X100GE CFP
Xcvr 0	REV 01	740-035329	X000C163	CFP-100G-SR10
PIC 2		BUILTIN	BUILTIN	4x10GE SFPP
Xcvr 0	REV 01	740-021308	AQGOMS6	SFP+-10G-SR
Xcvr 1	REV 01	740-021308	AQGOMRX	SFP+-10G-SR
Xcvr 2	REV 01	740-021308	AQGOM6Y	SFP+-10G-SR
Xcvr 3	REV 01	740-021308	AQGOLZM	SFP+-10G-SR
PIC 3		BUILTIN	BUILTIN	1X100GE CFP
Xcvr 0	REV 01	740-035329	X12J00499	CFP-100G-SR10
FPC 8	REV 39	750-045715	CACD1903	MPC5E 3D Q 24XGE+6XLGE

CPU	REV 09	711-045719	CACD1815	RMP	CMP
PIC 0		BUILTIN	BUILTIN	12X10GE	SFPP OTN
PIC 1		BUILTIN	BUILTIN	12X10GE	SFPP OTN
PIC 2		BUILTIN	BUILTIN	3X40GE	QSFP
Xcvr 0	REV 01	740-046565	QC480289	QSFP+-40G-SR4	
Xcvr 1	REV 01	740-046565	QC480274	QSFP+-40G-SR4	
Xcvr 2	REV 01	740-046565	QD130190	QSFP+-40G-SR4	
PIC 3		BUILTIN	BUILTIN	3X40GE	QSFP
Xcvr 0	REV 01	740-046565	QD130197	QSFP+-40G-SR4	
Xcvr 1	REV 01	740-046565	QD130180	QSFP+-40G-SR4	
Xcvr 2	REV 01	740-046565	QD130199	QSFP+-40G-SR4	
WAN MEZZ	REV 09	750-049136	CABN0415	MPC5E	24XGE OTN Mezz
FPC 9	REV 05	750-044444	CAAY9801	MPCE	Type 2 3D P
CPU	REV 04	711-038484	CAAW3673	MPCE	PMB 2G
MIC 0	REV 28	750-028387	CAAX1071	3D	4x 10GE XFP
PIC 0		BUILTIN	BUILTIN	2x	10GE XFP
Xcvr 0		NON-JNPR	T12L92342	XFP-10G-SR	
Xcvr 1		NON-JNPR	T12L92303	XFP-10G-SR	
PIC 1		BUILTIN	BUILTIN	2x	10GE XFP
Xcvr 0		NON-JNPR	CC07BK02X	XFP-10G-SR	
QXM 0	REV 06	711-028408	CAAW4883	MPC	QXM
QXM 1	REV 06	711-028408	CAAW4603	MPC	QXM
FPC 10	REV 21.0.11	750-045715	CAAY3541	MPC5E	3D Q 24XGE+6XLGE
CPU	REV 07	711-045719	CAAW7426	RMP	CMP
PIC 0		BUILTIN	BUILTIN	12X10GE	SFPP
Xcvr 0	REV 01	740-031980	AHK01AP	SFP+-10G-SR	
Xcvr 1	REV 01	740-021308	AQ502ZU	SFP+-10G-SR	
Xcvr 2	REV 01	740-031980	AP41BLS	SFP+-10G-SR	
Xcvr 3	REV 01	740-021308	AQA08YA	SFP+-10G-SR	
Xcvr 4	REV 01	740-021308	AQA0K26	SFP+-10G-SR	
Xcvr 6	REV 01	740-021308	AQA06S3	SFP+-10G-SR	
Xcvr 7	REV 01	740-021308	AQA06AS	SFP+-10G-SR	
Xcvr 8	REV 01	740-021308	AQA053N	SFP+-10G-SR	
Xcvr 9	REV 01	740-021308	AQA0E97	SFP+-10G-SR	
Xcvr 10	REV 01	740-021308	AQA0GS4	SFP+-10G-SR	
Xcvr 11	REV 01	740-021308	AQA0JVA	SFP+-10G-SR	
PIC 1		BUILTIN	BUILTIN	12X10GE	SFPP
Xcvr 0	REV 01	740-021308	AQA057A	SFP+-10G-SR	
Xcvr 1	REV 01	740-021308	ANA0MLS	SFP+-10G-SR	
Xcvr 2	REV 01	740-021308	AQA093A	SFP+-10G-SR	
Xcvr 3	REV 01	740-021309	943153A00075	SFP+-10G-LR	
Xcvr 4	REV 01	740-021308	AQA077B	SFP+-10G-SR	
Xcvr 5	REV 01	740-021308	AQA0JSC	SFP+-10G-SR	
Xcvr 6	REV 01	740-021308	AQA0735	SFP+-10G-SR	
Xcvr 7	REV 01	740-021308	AQ5028N	SFP+-10G-SR	
Xcvr 8	REV 01	740-031980	AP40VN5	SFP+-10G-SR	
Xcvr 9	REV 01	740-021308	AQA0K0J	SFP+-10G-SR	
Xcvr 10	REV 01	740-021308	AQA07AP	SFP+-10G-SR	
Xcvr 11	REV 01	740-021308	AQA08YB	SFP+-10G-SR	
PIC 2		BUILTIN	BUILTIN	3X40GE	QSFP
PIC 3		BUILTIN	BUILTIN	3X40GE	QSFP
WAN MEZZ	REV 07	750-045717	CAAX3123	MPC5E	24XGE Mezz
FPC 11	REV 17	750-037355	CAAT3986	MPC4E	3D 2CGE+8XGE
CPU	REV 08	711-035209	CAAR3972	HMP	CMP 2G
PIC 0		BUILTIN	BUILTIN	4x10GE	SFPP
Xcvr 0	REV 01	740-021308	AQA0DSE	SFP+-10G-SR	
Xcvr 1	REV 01	740-021308	AQ501Y3	SFP+-10G-SR	
Xcvr 2	REV 01	740-021308	AQ501XU	SFP+-10G-SR	
Xcvr 3	REV 01	740-021308	AQ5036Y	SFP+-10G-SR	
PIC 1		BUILTIN	BUILTIN	1X100GE	CFP
Xcvr 0		NON-JNPR	X12J00247	CFP-100G-SR10	

PIC 2		BUILTIN	BUILTIN	4x10GE SFPP
Xcvr 0	REV 01	740-031980	ALQ1DKF	SFP+-10G-SR
Xcvr 1	REV 01	740-031980	AJ403YA	SFP+-10G-SR
Xcvr 2	REV 01	740-031980	AP40TY0	SFP+-10G-SR
Xcvr 3	REV 01	740-031980	ALQ14G0	SFP+-10G-SR
PIC 3		BUILTIN	BUILTIN	1X100GE CFP
Xcvr 0	REV 01	740-035329	X12J00095	CFP-100G-SR10
Fan Tray 0	REV 08	740-031521	ACAF4219	Enhanced Fan Tray
Fan Tray 1	REV 08	740-031521	ACAF4225	Enhanced Fan Tray

show chassis hardware detail (MX960 Router)

```
user@host> show chassis hardware detail
Hardware inventory:
```

Item	Version	Part number	Serial number	Description
Chassis				MX960
Midplane	REV 01	710-013698	AA6082	MX960 Midplane
PIM	Rev 01	740-013110	000008	Power Inlet Module
PEM 2				
PEM 3	Rev 01	740-013682	000038	PS 1.7kW; 200-240VAC in
Routing Engine 0	REV 00	740-015113	1000617944	RE-S-1300
ad0	245 MB	SanDisk SDCFB-256	111419E1805T1141	Compact Flash
ad2	38154 MB	FUJITSU MHT2040BH	NR0WT5925N77	Hard Disk
CB 0	REV 05	710-013725	JK6947	MX960 Test SCB
FPC 4	REV 01	710-013305	JM7617	MX960 Test DPC
CPU				
PIC 0		BUILTIN	BUILTIN	1x 10GE(LAN/WAN)
PIC 1		BUILTIN	BUILTIN	10x 1GE
FPC 7	REV 01	710-013305	JL9634	MX960 Test DPC
CPU				
PIC 0		BUILTIN	BUILTIN	1x 10GE(LAN/WAN)
Xcvr 0		NON-JNPR	MYBG65I82C	XFP-10G-SR
PIC 1		BUILTIN	BUILTIN	10x 1GE
Xcvr 1	REV 01	740-011782	P7N0368	SFP-SX
Xcvr 4	REV 01	740-011782	P8J1W27	SFP-SX
Xcvr 6	REV 01	740-011782	P8J1VSD	SFP-SX
Xcvr 9	REV 01	740-011782	P8J1W25	SFP-SX
Fan Tray 0				
Fan Tray 1				

show chassis hardware detail (MX960 Router with MPC5EQ)

```
user@host> show chassis hardware detail
Hardware inventory:
```

Item	Version	Part number	Serial number	Description
Chassis			JN1214852AFA	MX960
Midplane	REV 01	710-030012	ACAX3674	MX960 Backplane
FPM Board	REV 03	710-014974	CAAZ9326	Front Panel Display
PDM	Rev 03	740-013110	QCS17025017	Power Distribution Module
PEM 0	Rev 10	740-027760	QCS1702N062	PS 4.1kW; 200-240V AC
in				
PEM 1	Rev 04	740-027760	QCS1422N02C	PS 4.1kW; 200-240V AC
in				
PEM 2	Rev 09	740-027760	QCS1614N01X	PS 4.1kW; 200-240V AC
in				
Routing Engine 0	REV 08	740-031116	9009131803	RE-S-1800x4
ad0	3831 MB	UGB30SFA4000T1	SFA4000T1 000016CD	Compact Flash
ad1	30533 MB	UGB94BPH32H0S1-KCI	11000061346	Disk 1
usb0 (addr 1)	EHCI root hub 0		Intel	uhub0
usb0 (addr 2)	product 0x0020 32		vendor 0x8087	uhub1
DIMM 0	VL31B5263F-F8SD DIE	REV-0 PCB REV-0		MFR ID-ce80

DIMM 1	VL31B5263F-F8SD DIE	REV-0 PCB REV-0	MFR ID-ce80
DIMM 2	VL31B5263F-F8SD DIE	REV-0 PCB REV-0	MFR ID-ce80
DIMM 3	VL31B5263F-F8SD DIE	REV-0 PCB REV-0	MFR ID-ce80
Routing Engine 1	REV 08 740-031116	9009124913	RE-S-1800x4
ad0 3831 MB	UGB30SFA4000T1	SFA4000T1 0000106D	Compact Flash
ad1 30533 MB	UGB94BPH32H0S1-KCI	11000052402	Disk 1
CB 0	REV 18 750-031391	CABF0579	Enhanced MX SCB
CB 1	REV 16 750-031391	CAAZ2471	Enhanced MX SCB
CB 2	REV 16 750-031391	CAAW9595	Enhanced MX SCB
FPC 0	REV 18 750-046005	CACE6574	MPC5E 3D Q 2CGE+4XGE
CPU	REV 09 711-045719	CACG8908	RMPC PMB
PIC 0	BUILTIN	BUILTIN	2X10GE SFPP OTN
Xcvr 0	REV 01 740-021308	AQA0DYT	SFP+-10G-SR
Xcvr 1	REV 01 740-021308	AQG0MS7	SFP+-10G-SR
PIC 1	BUILTIN	BUILTIN	1X100GE CFP2 OTN
Xcvr 0	REV 01 740-046563	XD16FC03Z	CFP2-100G-SR10
PIC 2	BUILTIN	BUILTIN	2X10GE SFPP OTN
Xcvr 0	REV 01 740-021308	ANA0NAJ	SFP+-10G-SR
Xcvr 1	REV 01 740-021308	AQG0MRQ	SFP+-10G-SR
PIC 3	BUILTIN	BUILTIN	1X100GE CFP2 OTN
Xcvr 0	REV 01 740-049775	J13K72993	CFP2-100G-LR4
FPC 1	REV 11 750-045372	CABK8154	MPCE Type 3 3D
CPU	REV 08 711-035209	CABE7370	HMPC PMB 2G
MIC 0	REV 07 750-033307	CABD5255	10X10GE SFPP
PIC 0	BUILTIN	BUILTIN	10X10GE SFPP
Xcvr 0	REV 01 740-021308	AQ50319	SFP+-10G-SR
Xcvr 1	REV 01 740-021308	AQ5035V	SFP+-10G-SR
Xcvr 2	REV 01 740-021308	AQ502XJ	SFP+-10G-SR
Xcvr 3	REV 01 740-021308	AQ43HHR	SFP+-10G-SR
Xcvr 4	REV 01 740-021308	AQ502YA	SFP+-10G-SR
Xcvr 5	REV 01 740-021308	AQ502EU	SFP+-10G-SR
Xcvr 6	REV 01 740-021308	AQ502HR	SFP+-10G-SR
Xcvr 7	REV 01 740-021308	AQ502A6	SFP+-10G-SR
Xcvr 8	REV 01 740-021308	AQ43H8M	SFP+-10G-SR
MIC 1	REV 14 750-033196	CAAP1398	1X100GE CXP
PIC 2	BUILTIN	BUILTIN	1X100GE CXP
Xcvr 0	REV 01 740-046563	XD16FC064	CFP2-100G-SR10
FPC 3	REV 35 750-028467	CAAT9156	MPC 3D 16x 10GE
CPU	REV 11 711-029089	CAAV4645	AMPC PMB
PIC 0	BUILTIN	BUILTIN	4x 10GE(LAN) SFP+
Xcvr 0	REV 01 740-021308	AQ43HZ1	SFP+-10G-SR
Xcvr 1	REV 01 740-021308	AQ43HZC	SFP+-10G-SR
Xcvr 2	REV 01 740-021308	AQ43HD2	SFP+-10G-SR
Xcvr 3	REV 01 740-021308	AQ502HN	SFP+-10G-SR
PIC 1	BUILTIN	BUILTIN	4x 10GE(LAN) SFP+
Xcvr 0	REV 01 740-021308	AQ43HGF	SFP+-10G-SR
Xcvr 1	REV 01 740-021308	AQ501RZ	SFP+-10G-SR
Xcvr 2	REV 01 740-021308	AQ5029V	SFP+-10G-SR
Xcvr 3	REV 01 740-021308	AQ501X9	SFP+-10G-SR
PIC 2	BUILTIN	BUILTIN	4x 10GE(LAN) SFP+
Xcvr 0	REV 01 740-021308	AQ502ZN	SFP+-10G-SR
Xcvr 1	REV 01 740-021308	AQ43H86	SFP+-10G-SR
Xcvr 2	REV 01 740-021308	AQ502ZY	SFP+-10G-SR
Xcvr 3	REV 01 740-021308	AQ502PZ	SFP+-10G-SR
PIC 3	BUILTIN	BUILTIN	4x 10GE(LAN) SFP+
Xcvr 0	REV 01 740-021308	AQ503E6	SFP+-10G-SR
Xcvr 1	REV 01 740-021308	AQ502XN	SFP+-10G-SR
Xcvr 2	REV 01 740-031980	B11F00213	SFP+-10G-SR
Xcvr 3	REV 01 740-021308	AQ50336	SFP+-10G-SR
FPC 4	REV 18 750-046005	CACE6568	MPC5E 3D Q 2CGE+4XGE
CPU	REV 09 711-045719	CACG8900	RMPC PMB

PIC 0		BUILTIN	BUILTIN	2X10GE SFPP OTN
Xcvr 0	REV 01	740-021308	AQA095A	SFP+-10G-SR
Xcvr 1	REV 01	740-021308	AQG0M1E	SFP+-10G-SR
PIC 1		BUILTIN	BUILTIN	1X100GE CFP2 OTN
Xcvr 0		NON-JNPR	FE13F000F	CFP2-100G-SR10
PIC 2		BUILTIN	BUILTIN	2X10GE SFPP OTN
Xcvr 0	REV 01	740-021308	AQG0LYC	SFP+-10G-SR
Xcvr 1	REV 01	740-021308	AQG0LYB	SFP+-10G-SR
PIC 3		BUILTIN	BUILTIN	1X100GE CFP2 OTN
Xcvr 0	REV 01	740-048813	XD32FE00Z	CFP2-100G-SR10
FPC 5	REV 18	750-046005	CACE6577	MPC5E 3D Q 2CGE+4XGE
CPU	REV 09	711-045719	CACG8902	RMPC PMB
PIC 0		BUILTIN	BUILTIN	2X10GE SFPP OTN
Xcvr 0	REV 01	740-021308	AQG0MXE	SFP+-10G-SR
Xcvr 1	REV 01	740-021308	AQG0LVY	SFP+-10G-SR
PIC 1		BUILTIN	BUILTIN	1X100GE CFP2 OTN
Xcvr 0	REV 01	740-046563	XD16FC03T	CFP2-100G-SR10
PIC 2		BUILTIN	BUILTIN	2X10GE SFPP OTN
Xcvr 0	REV 01	740-021308	AQG0LW1	SFP+-10G-SR
Xcvr 1	REV 01	740-021308	AQG0LW3	SFP+-10G-SR
PIC 3		BUILTIN	BUILTIN	1X100GE CFP2 OTN
Xcvr 0		NON-JNPR	FE13F000J	CFP2-100G-SR10
FPC 7	REV 09	750-037355	CAAF0937	MPC4E 3D 2CGE+8XGE
CPU	REV 08	711-035209	CAAD8004	HMPC PMB 2G
PIC 0		BUILTIN	BUILTIN	4x10GE SFPP
Xcvr 0	REV 01	740-021308	ANA0MM3	SFP+-10G-SR
PIC 1		BUILTIN	BUILTIN	1X100GE CFP
Xcvr 0	REV 01	740-035329	X000C163	CFP-100G-SR10
PIC 2		BUILTIN	BUILTIN	4x10GE SFPP
Xcvr 0	REV 01	740-021308	AQG0MS6	SFP+-10G-SR
Xcvr 1	REV 01	740-021308	AQG0MRX	SFP+-10G-SR
Xcvr 2	REV 01	740-021308	AQG0M6Y	SFP+-10G-SR
Xcvr 3	REV 01	740-021308	AQG0LZM	SFP+-10G-SR
PIC 3		BUILTIN	BUILTIN	1X100GE CFP
Xcvr 0	REV 01	740-035329	X12J00499	CFP-100G-SR10
FPC 8	REV 39	750-045715	CACD1903	MPC5E 3D Q 24XGE+6XLGE
CPU	REV 09	711-045719	CACD1815	RMPC PMB
PIC 0		BUILTIN	BUILTIN	12X10GE SFPP OTN
PIC 1		BUILTIN	BUILTIN	12X10GE SFPP OTN
PIC 2		BUILTIN	BUILTIN	3X40GE QSFPP
Xcvr 0	REV 01	740-046565	QC480289	QSFP+-40G-SR4
Xcvr 1	REV 01	740-046565	QC480274	QSFP+-40G-SR4
Xcvr 2	REV 01	740-046565	QD130190	QSFP+-40G-SR4
PIC 3		BUILTIN	BUILTIN	3X40GE QSFPP
Xcvr 0	REV 01	740-046565	QD130197	QSFP+-40G-SR4
Xcvr 1	REV 01	740-046565	QD130180	QSFP+-40G-SR4
Xcvr 2	REV 01	740-046565	QD130199	QSFP+-40G-SR4
WAN MEZZ	REV 09	750-049136	CABN0415	MPC5E 24XGE OTN Mezz
FPC 9	REV 05	750-044444	CAAY9801	MPCE Type 2 3D P
CPU	REV 04	711-038484	CAAW3673	MPCE PMB 2G
MIC 0	REV 28	750-028387	CAAX1071	3D 4x 10GE XFP
PIC 0		BUILTIN	BUILTIN	2x 10GE XFP
Xcvr 0		NON-JNPR	T12L92342	XFP-10G-SR
Xcvr 1		NON-JNPR	T12L92303	XFP-10G-SR
PIC 1		BUILTIN	BUILTIN	2x 10GE XFP
Xcvr 0		NON-JNPR	CC07BK02X	XFP-10G-SR
QXM 0	REV 06	711-028408	CAAW4883	MPC QXM
QXM 1	REV 06	711-028408	CAAW4603	MPC QXM
FPC 10	REV 21.0.11	750-045715	CAAY3541	MPC5E 3D Q 24XGE+6XLGE
CPU	REV 07	711-045719	CAAW7426	RMPC PMB
PIC 0		BUILTIN	BUILTIN	12X10GE SFPP

Xcvr 0	REV 01	740-031980	AHK01AP	SFP+-10G-SR
Xcvr 1	REV 01	740-021308	AQ502ZU	SFP+-10G-SR
Xcvr 2	REV 01	740-031980	AP41BLS	SFP+-10G-SR
Xcvr 3	REV 01	740-021308	AQA08YA	SFP+-10G-SR
Xcvr 4	REV 01	740-021308	AQA0K26	SFP+-10G-SR
Xcvr 6	REV 01	740-021308	AQA06S3	SFP+-10G-SR
Xcvr 7	REV 01	740-021308	AQA06AS	SFP+-10G-SR
Xcvr 8	REV 01	740-021308	AQA053N	SFP+-10G-SR
Xcvr 9	REV 01	740-021308	AQA0E97	SFP+-10G-SR
Xcvr 10	REV 01	740-021308	AQA0GS4	SFP+-10G-SR
Xcvr 11	REV 01	740-021308	AQA0JVA	SFP+-10G-SR
PIC 1		BUILTIN	BUILTIN	12X10GE SFPP
Xcvr 0	REV 01	740-021308	AQA057A	SFP+-10G-SR
Xcvr 1	REV 01	740-021308	ANA0MLS	SFP+-10G-SR
Xcvr 2	REV 01	740-021308	AQA093A	SFP+-10G-SR
Xcvr 3	REV 01	740-021309	943153A00075	SFP+-10G-LR
Xcvr 4	REV 01	740-021308	AQA077B	SFP+-10G-SR
Xcvr 5	REV 01	740-021308	AQA0JSC	SFP+-10G-SR
Xcvr 6	REV 01	740-021308	AQA0735	SFP+-10G-SR
Xcvr 7	REV 01	740-021308	AQ5028N	SFP+-10G-SR
Xcvr 8	REV 01	740-031980	AP40VN5	SFP+-10G-SR
Xcvr 9	REV 01	740-021308	AQA0K0J	SFP+-10G-SR
Xcvr 10	REV 01	740-021308	AQA07AP	SFP+-10G-SR
Xcvr 11	REV 01	740-021308	AQA08YB	SFP+-10G-SR
PIC 2		BUILTIN	BUILTIN	3X40GE QSFPP
PIC 3		BUILTIN	BUILTIN	3X40GE QSFPP
WAN MEZZ	REV 07	750-045717	CAAX3123	MPC5E 24XGE Mezz
FPC 11	REV 17	750-037355	CAAT3986	MPC4E 3D 2CGE+8XGE
CPU	REV 08	711-035209	CAAR3972	HMPC PMB 2G
PIC 0		BUILTIN	BUILTIN	4x10GE SFPP
Xcvr 0	REV 01	740-021308	AQA0DSE	SFP+-10G-SR
Xcvr 1	REV 01	740-021308	AQ501Y3	SFP+-10G-SR
Xcvr 2	REV 01	740-021308	AQ501XU	SFP+-10G-SR
Xcvr 3	REV 01	740-021308	AQ5036Y	SFP+-10G-SR
PIC 1		BUILTIN	BUILTIN	1X100GE CFP
Xcvr 0		NON-JNPR	X12J00247	CFP-100G-SR10
PIC 2		BUILTIN	BUILTIN	4x10GE SFPP
Xcvr 0	REV 01	740-031980	ALQ1DKF	SFP+-10G-SR
Xcvr 1	REV 01	740-031980	AJ403YA	SFP+-10G-SR
Xcvr 2	REV 01	740-031980	AP40TY0	SFP+-10G-SR
Xcvr 3	REV 01	740-031980	ALQ14G0	SFP+-10G-SR
PIC 3		BUILTIN	BUILTIN	1X100GE CFP
Xcvr 0	REV 01	740-035329	X12J00095	CFP-100G-SR10
Fan Tray 0	REV 08	740-031521	ACAF4219	Enhanced Fan Tray
Fan Tray 1	REV 08	740-031521	ACAF4225	Enhanced Fan Tray

show chassis hardware extensive (MX960 Router with MPC5EQ)

```

user@host> show chassis hardware extensive
Hardware inventory:
Item          Version  Part number  Serial number  Description
Chassis                               JN1214852AFA  MX960
Jedec Code:   0x7fb0                  EEPROM Version: 0x02
                                           S/N:          JN1214852AFA
Assembly ID:  0x0512                  Assembly Version: 00.00
Date:         00-00-0000              Assembly Flags:  0x00
ID: MX960
Board Information Record:
Address 0x00: 00 00 00 00 00 00 00 00 00 00 00 00 00 00 00 00
I2C Hex Data:
Address 0x00: 7f b0 02 ff 05 12 00 00 00 00 00 00 00 00 00 00

```

```

Address 0x10: 00 00 00 00 00 00 00 00 00 00 00 00 00 00 00 00
Address 0x20: 4a 4e 31 32 31 34 38 35 32 41 46 41 00 00 00 00
Address 0x30: 00 00 00 ff 00 00 00 00 00 00 00 00 00 00 00 00
Address 0x40: 00 00 00 00 00 00 00 00 00 00 00 00 00 00 00 00
Address 0x50: 00 00 00 00 00 00 00 00 00 00 00 00 00 00 00 00
Address 0x60: 00 00 00 00 00 00 00 00 00 00 00 00 00 00 00 00
Address 0x70: 00 00 00 00 00 00 00 00 00 00 00 00 00 00 00 00
Midplane          REV 01    710-030012    ACAX3674          MX960 Backplane
Jedec Code:      0x7fb0          EEPROM Version:    0x02
P/N:             710-030012      S/N:             ACAX3674
Assembly ID:     0x01df          Assembly Version: 01.01
Date:            01-19-2013      Assembly Flags:   0x00
Version:         REV 01          CLEI Code:       COM8T00CRB
ID: MX960 Backplane          FRU Model Number: CHAS-BP-MX960-S
Board Information Record:
Address 0x00: ad 01 08 00 54 e0 32 bc 68 00 ff ff ff ff ff ff
I2C Hex Data:
Address 0x00: 7f b0 02 ff 01 df 01 01 52 45 56 20 30 31 00 00
Address 0x10: 00 00 00 00 37 31 30 2d 30 33 30 30 31 32 00 00
Address 0x20: 53 2f 4e 20 41 43 41 58 33 36 37 34 00 13 01 07
Address 0x30: dd ff ff ff ad 01 08 00 54 e0 32 bc 68 00 ff ff
Address 0x40: ff ff ff ff 01 43 4f 4d 38 54 30 30 43 52 42 43
Address 0x50: 48 41 53 2d 42 50 2d 4d 58 39 36 30 2d 53 00 00
Address 0x60: 00 00 00 00 00 00 42 00 00 ff ff ff ff ff ff ff
Address 0x70: ff ff ff aa ff ff ff ff ff ff ff ff ff ff ff ff
FPM Board          REV 03    710-014974    CAAZ9326          Front Panel Display
Jedec Code:      0x7fb0          EEPROM Version:    0x01
P/N:             710-014974      S/N:             CAAZ9326
Assembly ID:     0x01e6          Assembly Version: 01.03
Date:            12-31-2012      Assembly Flags:   0x00
Version:         REV 03
ID: Front Panel Display          FRU Model Number: CRAFT-MX960-S
Board Information Record:
Address 0x00: ff ff ff ff ff ff ff ff ff ff ff ff ff ff ff ff
I2C Hex Data:
Address 0x00: 7f b0 01 ff 01 e6 01 03 52 45 56 20 30 33 00 00
Address 0x10: 00 00 00 00 37 31 30 2d 30 31 34 39 37 34 00 00
Address 0x20: 53 2f 4e 20 43 41 41 5a 39 33 32 36 00 1f 0c 07
Address 0x30: dc ff ff ff ff ff ff ff ff ff ff ff ff ff ff ff
Address 0x40: ff ff ff ff 01 00 00 00 00 00 00 00 00 00 00 43
Address 0x50: 52 41 46 54 2d 4d 58 39 36 30 2d 53 00 00 00 00
Address 0x60: 00 00 00 00 00 00 00 ff ff ff ff ff ff ff ff ff
Address 0x70: ff ff ff ff ff ff ff ff ff ff ff ff ff ff ff ff
PDM                Rev 03    740-013110    QCS17025017       Power Distribution Module
Jedec Code:      0x7fb0          EEPROM Version:    0x01
P/N:             740-013110      S/N:             QCS17025017
Assembly ID:     0x0416          Assembly Version: 01.03
Date:            01-10-2013      Assembly Flags:   0x00
Version:         Rev 03
ID: Power Distribution Module
Board Information Record:
Address 0x00: ff ff ff ff ff ff ff ff ff ff ff ff ff 00 00 00
I2C Hex Data:
Address 0x00: 7f b0 01 ff 04 16 01 03 52 65 76 20 30 33 00 00
Address 0x10: 00 00 00 00 37 34 30 2d 30 31 33 31 31 30 00 00
Address 0x20: 51 43 53 31 37 30 32 35 30 31 37 00 00 0a 01 07
Address 0x30: dd ff ff ff ff ff ff ff ff ff ff ff ff ff ff ff
Address 0x40: ff 00 00 00 00 00 00 00 00 00 00 00 00 00 00 00
Address 0x50: 00 00 00 00 00 00 00 00 00 00 00 00 00 00 00 00
Address 0x60: 00 00 00 00 00 00 00 00 00 00 00 00 00 00 00 00
Address 0x70: 00 00 00 00 00 00 00 00 00 00 00 00 00 00 00 00

```

```

PEM 0          Rev 10   740-027760   QCS1702N062       PS 4.1kW; 200-240V AC
in
Jedec Code:    0x7fb0          EEPROM Version:    0x01
P/N:           740-027760      S/N:              QCS1702N062
Assembly ID:   0x0430          Assembly Version:  01.10
Date:          01-15-2013      Assembly Flags:    0x00
Version:       Rev 10
ID: PS 4.1kW; 200-240V AC in   FRU Model Number:  PWR-MX960-4100-AC-S
Board Information Record:
Address 0x00: ff ff ff ff ff ff ff ff ff ff ff ff 00 00 00 00
I2C Hex Data:
Address 0x00: 7f b0 01 ff 04 30 01 0a 52 65 76 20 31 30 00 00
Address 0x10: 00 00 00 00 37 34 30 2d 30 32 37 37 36 30 00 00
Address 0x20: 51 43 53 31 37 30 32 4e 30 36 32 00 00 0f 01 07
Address 0x30: dd ff ff ff ff ff ff ff ff ff ff ff ff ff ff
Address 0x40: 00 00 00 00 01 00 00 00 00 00 00 00 00 00 00 50
Address 0x50: 57 52 2d 4d 58 39 36 30 2d 34 31 30 30 2d 41 43
Address 0x60: 2d 53 00 00 00 00 00 00 00 00 00 00 00 00 00 00
Address 0x70: 00 00 00 00 00 00 00 00 00 00 00 00 00 00 00 00

PEM 1          Rev 04   740-027760   QCS1422N02C       PS 4.1kW; 200-240V AC
in
Jedec Code:    0x7fb0          EEPROM Version:    0x01
P/N:           740-027760      S/N:              QCS1422N02C
Assembly ID:   0x0430          Assembly Version:  01.04
Date:          06-04-2010      Assembly Flags:    0x00
Version:       Rev 04
ID: PS 4.1kW; 200-240V AC in   FRU Model Number:  PWR-MX960-4100-AC-S
Board Information Record:
Address 0x00: ff ff ff ff ff ff ff ff ff ff ff ff 00 00 00 00
I2C Hex Data:
Address 0x00: 7f b0 01 ff 04 30 01 04 52 65 76 20 30 34 00 00
Address 0x10: 00 00 00 00 37 34 30 2d 30 32 37 37 36 30 00 00
Address 0x20: 51 43 53 31 34 32 32 4e 30 32 43 00 00 04 06 07
Address 0x30: da ff ff ff ff ff ff ff ff ff ff ff ff ff ff
Address 0x40: 00 00 00 00 01 00 00 00 00 00 00 00 00 00 00 50
Address 0x50: 57 52 2d 4d 58 39 36 30 2d 34 31 30 30 2d 41 43
Address 0x60: 2d 53 00 00 00 00 00 00 00 00 00 00 00 00 00 00
Address 0x70: 00 00 00 00 00 00 00 00 00 00 00 00 00 00 00 00

PEM 2          Rev 09   740-027760   QCS1614N01X       PS 4.1kW; 200-240V AC
in
Jedec Code:    0x7fb0          EEPROM Version:    0x01
P/N:           740-027760      S/N:              QCS1614N01X
Assembly ID:   0x0430          Assembly Version:  01.09
Date:          04-07-2012      Assembly Flags:    0x00
Version:       Rev 09
ID: PS 4.1kW; 200-240V AC in   FRU Model Number:  PWR-MX960-4100-AC-S
Board Information Record:
Address 0x00: ff ff ff ff ff ff ff ff ff ff ff ff 00 00 00 00
I2C Hex Data:
Address 0x00: 7f b0 01 ff 04 30 01 09 52 65 76 20 30 39 00 00
Address 0x10: 00 00 00 00 37 34 30 2d 30 32 37 37 36 30 00 00
Address 0x20: 51 43 53 31 36 31 34 4e 30 31 58 00 00 07 04 07
Address 0x30: dc ff ff ff ff ff ff ff ff ff ff ff ff ff ff
Address 0x40: 00 00 00 00 01 00 00 00 00 00 00 00 00 00 00 50
Address 0x50: 57 52 2d 4d 58 39 36 30 2d 34 31 30 30 2d 41 43
Address 0x60: 2d 53 00 00 00 00 00 00 00 00 00 00 00 00 00 00
Address 0x70: 00 00 00 00 00 00 00 00 00 00 00 00 00 00 00 00

Routing Engine 0 REV 08   740-031116   9009131803       RE-S-1800x4
Jedec Code:    0x7fb0          EEPROM Version:    0x02
P/N:           740-031116      S/N:              9009131803
Assembly ID:   0x09c0          Assembly Version:  01.08

```

```

Date:          03-04-2013      Assembly Flags:    0x00
Version:       REV 08         CLEI Code:       COUCASKBAA
ID: RE-S-1800x4      FRU Model Number: RE-S-1800X4-16G-S
Board Information Record:
Address 0x00: 54 32 30 32 37 44 42 2d 34 34 47 42 23 42 23 00
I2C Hex Data:
Address 0x00: 7f b0 02 ff 09 c0 01 08 52 45 56 20 30 38 00 00
Address 0x10: 00 00 00 00 37 34 30 2d 30 33 31 31 31 36 00 00
Address 0x20: 39 30 30 39 31 33 31 38 30 33 00 00 00 04 03 07
Address 0x30: dd ff ff ff 54 32 30 32 37 44 42 2d 34 34 47 42
Address 0x40: 23 42 23 00 01 43 4f 55 43 41 53 4b 42 41 41 52
Address 0x50: 45 2d 53 2d 31 38 30 30 58 34 2d 31 36 47 2d 53
Address 0x60: 00 00 00 00 00 00 41 30 30 ff ff ff ff ff ff ff
Address 0x70: ff ff ff 59 ff ff ff ff ff ff ff ff ff ff ff ff
ad0   3831 MB   UGB30SFA4000T1      SFA4000T1 000016CD Compact Flash
ad1   30533 MB  UGB94BPH32H0S1-KCI  11000061346      Disk 1
usb0 (addr 1)  EHCI root hub 0      Intel      uhub0
usb0 (addr 2)  product 0x0020 32     vendor 0x8087    uhub1
DIMM 0         VL31B5263F-F8SD DIE REV-0 PCB REV-0      MFR ID-ce80
DIMM 1         VL31B5263F-F8SD DIE REV-0 PCB REV-0      MFR ID-ce80
DIMM 2         VL31B5263F-F8SD DIE REV-0 PCB REV-0      MFR ID-ce80
DIMM 3         VL31B5263F-F8SD DIE REV-0 PCB REV-0      MFR ID-ce80
Routing Engine 1 REV 08   740-031116   9009124913      RE-S-1800x4
Jedec Code:    0x7fb0      EEPROM Version: 0x02
P/N:           740-031116  S/N:           9009124913
Assembly ID:   0x09c0      Assembly Version: 01.08
Date:          01-09-2013  Assembly Flags: 0x00
Version:       REV 08     CLEI Code:     COUCASKBAA
ID: RE-S-1800x4      FRU Model Number: RE-S-1800X4-16G-S
Board Information Record:
Address 0x00: 54 32 30 32 37 44 42 2d 34 34 47 42 23 42 23 00
I2C Hex Data:
Address 0x00: 7f b0 02 ff 09 c0 01 08 52 45 56 20 30 38 00 00
Address 0x10: 00 00 00 00 37 34 30 2d 30 33 31 31 31 36 00 00
Address 0x20: 39 30 30 39 31 32 34 39 31 33 00 00 00 09 01 07
Address 0x30: dd ff ff ff 54 32 30 32 37 44 42 2d 34 34 47 42
Address 0x40: 23 42 23 00 01 43 4f 55 43 41 53 4b 42 41 41 52
Address 0x50: 45 2d 53 2d 31 38 30 30 58 34 2d 31 36 47 2d 53
Address 0x60: 00 00 00 00 00 00 41 30 30 ff ff ff ff ff ff ff
Address 0x70: ff ff ff 59 ff ff ff ff ff ff ff ff ff ff ff ff
ad0   3831 MB   UGB30SFA4000T1      SFA4000T1 0000106D Compact Flash
ad1   30533 MB  UGB94BPH32H0S1-KCI  11000052402      Disk 1
CB 0         REV 18   750-031391  CABF0579      Enhanced MX SCB
Jedec Code:    0x7fb0      EEPROM Version: 0x02
P/N:           750-031391  S/N:           CABF0579
Assembly ID:   0x09b0      Assembly Version: 01.18
Date:          04-15-2013  Assembly Flags: 0x00
Version:       REV 18     CLEI Code:     COUCASRBAA
ID: Enhanced MX SCB      FRU Model Number: SCBE-MX-S
Board Information Record:
Address 0x00: ff ff ff ff ff ff ff ff ff ff ff ff ff ff ff ff
I2C Hex Data:
Address 0x00: 7f b0 02 ff 09 b0 01 12 52 45 56 20 31 38 00 00
Address 0x10: 00 00 00 00 37 35 30 2d 30 33 31 33 39 31 00 00
Address 0x20: 53 2f 4e 20 43 41 42 46 30 35 37 39 00 0f 04 07
Address 0x30: dd ff ff ff ff ff ff ff ff ff ff ff ff ff ff
Address 0x40: ff ff ff ff 01 43 4f 55 43 41 53 52 42 41 41 53
Address 0x50: 43 42 45 2d 4d 58 2d 53 00 00 00 00 00 00 00 00
Address 0x60: 00 00 00 00 00 00 43 00 00 ff ff ff ff ff ff ff
Address 0x70: ff ff ff 7d ff ff ff ff ff ff ff ff ff ff ff ff
CB 1         REV 16   750-031391  CAAZ2471      Enhanced MX SCB

```

```

Jedec Code: 0x7fb0      EEPROM Version: 0x02
P/N: 750-031391        S/N: CAAZ2471
Assembly ID: 0x09b0     Assembly Version: 01.16
Date: 03-09-2013       Assembly Flags: 0x00
Version: REV 16         CLEI Code: COUCARCBAB
ID: Enhanced MX SCB    FRU Model Number: SCBE-MX-S
Board Information Record:
  Address 0x00: ff ff ff ff ff ff ff ff ff ff ff ff ff ff ff ff
I2C Hex Data:
  Address 0x00: 7f b0 02 ff 09 b0 01 10 52 45 56 20 31 36 00 00
  Address 0x10: 00 00 00 00 37 35 30 2d 30 33 31 33 39 31 00 00
  Address 0x20: 53 2f 4e 20 43 41 41 5a 32 34 37 31 00 09 03 07
  Address 0x30: dd ff ff ff ff ff ff ff ff ff ff ff ff ff ff ff
  Address 0x40: ff ff ff ff 01 43 4f 55 43 41 52 43 42 41 42 53
  Address 0x50: 43 42 45 2d 4d 58 2d 53 00 00 00 00 00 00 00 00
  Address 0x60: 00 00 00 00 00 00 42 00 00 ff ff ff ff ff ff ff
  Address 0x70: ff ff ff 6d ff ff ff ff ff ff ff ff ff ff ff ff
CB 2      REV 16      750-031391      CAAW9595      Enhanced MX SCB
Jedec Code: 0x7fb0      EEPROM Version: 0x02
P/N: 750-031391        S/N: CAAW9595
Assembly ID: 0x09b0     Assembly Version: 01.16
Date: 02-01-2013       Assembly Flags: 0x00
Version: REV 16         CLEI Code: COUCARCBAB
ID: Enhanced MX SCB    FRU Model Number: SCBE-MX-S
Board Information Record:
  Address 0x00: ff ff ff ff ff ff ff ff ff ff ff ff ff ff ff ff
I2C Hex Data:
  Address 0x00: 7f b0 02 ff 09 b0 01 10 52 45 56 20 31 36 00 00
  Address 0x10: 00 00 00 00 37 35 30 2d 30 33 31 33 39 31 00 00
  Address 0x20: 53 2f 4e 20 43 41 41 57 39 35 39 35 00 01 02 07
  Address 0x30: dd ff ff ff ff ff ff ff ff ff ff ff ff ff ff ff
  Address 0x40: ff ff ff ff 01 43 4f 55 43 41 52 43 42 41 42 53
  Address 0x50: 43 42 45 2d 4d 58 2d 53 00 00 00 00 00 00 00 00
  Address 0x60: 00 00 00 00 00 00 42 00 00 ff ff ff ff ff ff ff
  Address 0x70: ff ff ff 6d ff ff ff ff ff ff ff ff ff ff ff ff
FPC 0      REV 18      750-046005      CACE6574      MPC5E 3D Q 2CGE+4XGE
Jedec Code: 0x7fb0      EEPROM Version: 0x02
P/N: 750-046005        S/N: CACE6574
Assembly ID: 0x0b8c     Assembly Version: 01.18
Date: 11-20-2013       Assembly Flags: 0x00
Version: REV 18         CLEI Code: PROTOXCLEI
ID: MPC5E 3D Q 2CGE+4XGE FRU Model Number: PROTO-ASSEMBLY
Board Information Record:
  Address 0x00: ff ff ff ff ff ff ff ff ff ff ff ff ff ff ff ff
I2C Hex Data:
  Address 0x00: 7f b0 02 ff 0b 8c 01 12 52 45 56 20 31 38 00 00
  Address 0x10: 00 00 00 00 37 35 30 2d 30 34 36 30 30 35 00 00
  Address 0x20: 53 2f 4e 20 43 41 43 45 36 35 37 34 00 14 0b 07
  Address 0x30: dd ff ff ff ff ff ff ff ff ff ff ff ff ff ff ff
  Address 0x40: ff ff ff ff 01 50 52 4f 54 4f 58 43 4c 45 49 50
  Address 0x50: 52 4f 54 4f 2d 41 53 53 45 4d 42 4c 59 00 00 00
  Address 0x60: 00 00 00 00 00 00 41 30 30 ff ff ff ff ff ff ff
  Address 0x70: ff ff ff c2 ff ff ff ff ff ff ff ff ff ff ff ff
CPU      REV 09      711-045719      CACG8908      RMPC PMB
Jedec Code: 0x7fb0      EEPROM Version: 0x02
P/N: 711-045719        S/N: CACG8908
Assembly ID: 0x0b85     Assembly Version: 01.09
Date: 11-13-2013       Assembly Flags: 0x00
Version: REV 09
ID: RMPC PMB
Board Information Record:

```



```

Address 0x00: ff ff ff ff ff ff ff ff ff ff ff ff ff ff ff
I2C Hex Data:
Address 0x00: 7f b0 02 ff 0b 85 01 09 52 45 56 20 30 39 00 00
Address 0x10: 00 00 00 00 37 31 31 2d 30 34 35 37 31 39 00 00
Address 0x20: 53 2f 4e 20 43 41 43 47 38 39 30 38 00 0d 0b 07
Address 0x30: dd ff ff ff ff ff ff ff ff ff ff ff ff ff ff
Address 0x40: ff ff ff ff 00 50 52 4f 54 4f 58 43 4c 45 49 50
Address 0x50: 52 4f 54 4f 2d 41 53 53 45 4d 42 4c 59 00 00 00
Address 0x60: 00 00 00 00 00 00 41 30 30 ff ff ff ff ff ff ff
Address 0x70: ff ff ff c2 00 00 00 00 00 00 00 00 00 00 00 00
PIC 0          BUILTIN          BUILTIN          2X10GE SFPP OTN
Jedec Code:    0x0000          EEPROM Version:    0x00
P/N:          BUILTIN          S/N:          BUILTIN
Assembly ID:   0x0a90          Assembly Version: 00.00
Date:          00-00-0000      Assembly Flags: 0x00
ID: 2X10GE SFPP OTN
Board Information Record:
Address 0x00: 00 00 00 00 00 00 00 00 00 00 00 00 00 00 00 00
I2C Hex Data:
Address 0x00: 00 00 00 00 0a 90 00 00 00 00 00 00 00 00 00 00
Address 0x10: 00 00 00 00 42 55 49 4c 54 49 4e 00 25 73 3a 20
Address 0x20: 42 55 49 4c 54 49 4e 00 25 73 3a 20 00 00 00 00
Address 0x30: 00 00 00 00 00 00 00 00 00 00 00 00 00 00 00 00
Address 0x40: 00 00 00 00 00 00 00 00 00 00 00 00 00 00 00 00
Address 0x50: 00 00 00 00 00 00 00 00 00 00 00 00 00 00 00 00
Address 0x60: 00 00 00 00 00 00 00 00 00 00 00 00 00 00 00 00
Address 0x70: 00 00 00 00 c0 02 ae dc 00 00 00 00 0a 6e 00 00
Xcvr 0          REV 01    740-021308    AQA0DYT          SFP+-10G-SR
  Xcvr 1          REV 01    740-021308    AQG0MS7          SFP+-10G-SR
  PIC 1          BUILTIN          BUILTIN          1X100GE CFP2 OTN
Jedec Code:    0x0000          EEPROM Version:    0x00
P/N:          BUILTIN          S/N:          BUILTIN
Assembly ID:   0x0a6e          Assembly Version: 00.00
Date:          00-00-0000      Assembly Flags: 0x00
ID: 1X100GE CFP2 OTN
Board Information Record:
Address 0x00: 00 00 00 00 00 00 00 00 00 00 00 00 00 00 00 00
I2C Hex Data:
Address 0x00: 00 00 00 00 0a 6e 00 00 00 00 00 00 00 00 00 00
Address 0x10: 00 00 00 00 42 55 49 4c 54 49 4e 00 25 73 3a 20
Address 0x20: 42 55 49 4c 54 49 4e 00 25 73 3a 20 00 00 00 00
Address 0x30: 00 00 00 00 00 00 00 00 00 00 00 00 00 00 00 00
Address 0x40: 00 00 00 00 00 00 00 00 00 00 00 00 00 00 00 00
Address 0x50: 00 00 00 00 00 00 00 00 00 00 00 00 00 00 00 00
Address 0x60: 00 00 00 00 00 00 00 00 00 00 00 00 00 00 00 00
Address 0x70: 00 00 00 00 c0 03 f3 8c 31 5c e7 80 00 00 00 02
  Xcvr 0          REV 01    740-046563    XD16FC03Z          CFP2-100G-SR10
  PIC 2          BUILTIN          BUILTIN          2X10GE SFPP OTN
Jedec Code:    0x0000          EEPROM Version:    0x00
P/N:          BUILTIN          S/N:          BUILTIN
Assembly ID:   0x0a90          Assembly Version: 00.00
Date:          00-00-0000      Assembly Flags: 0x00
ID: 2X10GE SFPP OTN
Board Information Record:
Address 0x00: 00 00 00 00 00 00 00 00 00 00 00 00 00 00 00 00
I2C Hex Data:
Address 0x00: 00 00 00 00 0a 90 00 00 00 00 00 00 00 00 00 00
Address 0x10: 00 00 00 00 42 55 49 4c 54 49 4e 00 25 73 3a 20
Address 0x20: 42 55 49 4c 54 49 4e 00 25 73 3a 20 00 00 00 00
Address 0x30: 00 00 00 00 00 00 00 00 00 00 00 00 00 00 00 00
Address 0x40: 00 00 00 00 00 00 00 00 00 00 00 00 00 00 00 00

```

```

Address 0x50: 00 00 00 00 00 00 00 00 00 00 00 00 00 00 00 00
Address 0x60: 00 00 00 00 00 00 00 00 00 00 00 00 00 00 00 00
Address 0x70: 00 00 00 00 c0 03 f5 6c 31 5c db 40 00 00 00 02
Xcvr 0      REV 01 740-021308 ANA0NAJ SFP+-10G-SR
Xcvr 1      REV 01 740-021308 AQGOMRQ SFP+-10G-SR
PIC 3       BUILTIN BUILTIN 1X100GE CFP2 OTN
Jedec Code: 0x0000 EEPROM Version: 0x00
P/N:        BUILTIN S/N:        BUILTIN
Assembly ID: 0x0a6e Assembly Version: 00.00
Date:       00-00-0000 Assembly Flags: 0x00
ID: 1X100GE CFP2 OTN
Board Information Record:
Address 0x00: 00 00 00 00 00 00 00 00 00 00 00 00 00 00 00 00
I2C Hex Data:
Address 0x00: 00 00 00 00 0a 6e 00 00 00 00 00 00 00 00 00 00
Address 0x10: 00 00 00 00 42 55 49 4c 54 49 4e 00 25 73 3a 20
Address 0x20: 42 55 49 4c 54 49 4e 00 25 73 3a 20 00 00 00 00
Address 0x30: 00 00 00 00 00 00 00 00 00 00 00 00 00 00 00 00
Address 0x40: 00 00 00 00 00 00 00 00 00 00 00 00 00 00 00 00
Address 0x50: 00 00 00 00 00 00 00 00 00 00 00 00 00 00 00 00
Address 0x60: 00 00 00 00 00 00 00 00 00 00 00 00 00 00 00 00
Address 0x70: 00 00 00 00 c0 03 ed ec 31 5c e2 e8 00 00 00 02
Xcvr 0      REV 01 740-049775 J13K72993 CFP2-100G-LR4
FPC 1       REV 11 750-045372 CABK8154 MPCE Type 3 3D
Jedec Code: 0x7fb0 EEPROM Version: 0x02
P/N:        750-045372 S/N:        CABK8154
Assembly ID: 0x09db Assembly Version: 04.11
Date:       05-18-2013 Assembly Flags: 0x00
Version:    REV 11 CLEI Code: COUIBBNBA
ID: MPCE Type 3 3D FRU Model Number: MX-MPC3E-3D
Board Information Record:
Address 0x00: ff ff ff ff ff ff ff ff ff ff ff ff ff ff ff ff
I2C Hex Data:
Address 0x00: 7f b0 02 ff 09 db 04 0b 52 45 56 20 31 31 00 00
Address 0x10: 00 00 00 00 37 35 30 2d 30 34 35 33 37 32 00 00
Address 0x20: 53 2f 4e 20 43 41 42 4b 38 31 35 34 00 12 05 07
Address 0x30: dd ff ff ff ff ff ff ff ff ff ff ff ff ff ff ff
Address 0x40: ff ff ff ff 01 43 4f 55 49 42 42 4e 42 41 41 4d
Address 0x50: 58 2d 4d 50 43 33 45 2d 33 44 00 00 00 00 00 00
Address 0x60: 00 00 00 00 00 00 44 00 00 ff ff ff ff ff ff ff
Address 0x70: ff ff ff cf ff ff ff ff ff ff ff ff ff ff ff ff
CPU      REV 08 711-035209 CABE7370 HMPC PMB 2G
Jedec Code: 0x7fb0 EEPROM Version: 0x01
P/N:        711-035209 S/N:        CABE7370
Assembly ID: 0x0b04 Assembly Version: 01.08
Date:       05-08-2013 Assembly Flags: 0x00
Version:    REV 08
ID: HMPC PMB 2G
Board Information Record:
Address 0x00: ff ff ff ff ff ff ff ff ff ff ff ff ff ff ff ff
I2C Hex Data:
Address 0x00: 7f b0 01 ff 0b 04 01 08 52 45 56 20 30 38 00 00
Address 0x10: 00 00 00 00 37 31 31 2d 30 33 35 32 30 39 00 00
Address 0x20: 53 2f 4e 20 43 41 42 45 37 33 37 30 00 08 05 07
Address 0x30: dd ff ff ff ff ff ff ff ff ff ff ff ff ff ff ff
Address 0x40: ff ff ff ff 00 ff ff ff ff ff ff ff ff ff ff ff
Address 0x50: ff ff ff ff ff ff ff ff ff ff ff ff ff ff ff ff
Address 0x60: ff ff ff ff ff ff ff ff ff ff ff ff ff ff ff ff
Address 0x70: ff ff ff ff 00 00 00 00 00 00 00 00 00 00 00 00
MIC 0      REV 07 750-033307 CABD5255 10X10GE SFPP
Jedec Code: 0x7fb0 EEPROM Version: 0x02

```

```

P/N:          750-033307      S/N:          CABD5255
Assembly ID:  0x0a2a         Assembly Version: 02.07
Date:         04-25-2013     Assembly Flags:  0x00
Version:      REV 07         CLEI Code:       COUIBBJBAA
ID: 10X10GE SFPP            FRU Model Number: MIC3-3D-10XGE-SFPP

Board Information Record:
Address 0x00: 34 01 03 03 05 ff ff ff ff ff ff ff ff ff ff
I2C Hex Data:
Address 0x00: 7f b0 02 fe 0a 2a 02 07 52 45 56 20 30 37 00 00
Address 0x10: 00 00 00 00 37 35 30 2d 30 33 33 33 30 37 00 00
Address 0x20: 53 2f 4e 20 43 41 42 44 35 32 35 35 00 19 04 07
Address 0x30: dd ff ff ff 34 01 03 03 05 ff ff ff ff ff ff ff
Address 0x40: ff ff ff ff 01 43 4f 55 49 42 42 4a 42 41 41 4d
Address 0x50: 49 43 33 2d 33 44 2d 31 30 58 47 45 2d 53 46 50
Address 0x60: 50 00 00 00 00 00 41 00 00 ff ff ff ff ff ff ff
Address 0x70: ff ff ff 82 c0 03 f0 bc 57 79 83 80 00 00 00 02

PIC 0          BUILTIN      BUILTIN      10X10GE SFPP
Xcvr 0         REV 01      740-021308  AQ50319      SFP+-10G-SR
    Xcvr 1      REV 01      740-021308  AQ5035V      SFP+-10G-SR
    Xcvr 2      REV 01      740-021308  AQ502XJ      SFP+-10G-SR
    Xcvr 3      REV 01      740-021308  AQ43HHR      SFP+-10G-SR
    Xcvr 4      REV 01      740-021308  AQ502YA      SFP+-10G-SR
    Xcvr 5      REV 01      740-021308  AQ502EU      SFP+-10G-SR
    Xcvr 6      REV 01      740-021308  AQ502HR      SFP+-10G-SR
    Xcvr 7      REV 01      740-021308  AQ502A6      SFP+-10G-SR
    Xcvr 8      REV 01      740-021308  AQ43H8M      SFP+-10G-SR
MIC 1          REV 14      750-033196  CAAP1398     1X100GE CXP
Jedec Code:    0x7fb0      EEPROM Version: 0x02
P/N:          750-033196      S/N:          CAAP1398
Assembly ID:  0x0a29         Assembly Version: 03.14
Date:         10-27-2012     Assembly Flags:  0x00
Version:      REV 14         CLEI Code:     COUIBBKBAA
ID: 1X100GE CXP            FRU Model Number: MIC3-3D-1X100GE-CXP

Board Information Record:
Address 0x00: 34 01 07 07 08 ff ff ff ff ff ff ff ff ff ff
I2C Hex Data:
Address 0x00: 7f b0 02 fe 0a 29 03 0e 52 45 56 20 31 34 00 00
Address 0x10: 00 00 00 00 37 35 30 2d 30 33 33 31 39 36 00 00
Address 0x20: 53 2f 4e 20 43 41 41 50 31 33 39 38 00 1b 0a 07
Address 0x30: dc ff ff ff 34 01 07 07 08 ff ff ff ff ff ff ff
Address 0x40: ff ff ff ff 01 43 4f 55 49 42 42 4b 42 41 41 4d
Address 0x50: 49 43 33 2d 33 44 2d 31 58 31 30 30 47 45 2d 43
Address 0x60: 58 50 00 00 00 00 41 00 00 ff ff ff ff ff ff ff
Address 0x70: ff ff ff 96 c0 03 ef cc 57 79 85 08 00 00 00 02

PIC 2          BUILTIN      BUILTIN      1X100GE CXP
Xcvr 0         REV 01      740-046563  XD16FC064    CFP2-100G-SR10
FPC 3          REV 35      750-028467  CAAT9156     MPC 3D 16x 10GE
Jedec Code:    0x7fb0      EEPROM Version: 0x01
P/N:          750-028467      S/N:          CAAT9156
Assembly ID:  0x0997         Assembly Version: 01.35
Date:         12-17-2012     Assembly Flags:  0x00
Version:      REV 35         CLEI Code:     COUIBBKBAA
ID: MPC 3D 16x 10GE        FRU Model Number: MPC-3D-16XGE-SFPP

Board Information Record:
Address 0x00: ff ff ff ff ff ff ff ff ff ff ff ff ff ff ff
I2C Hex Data:
Address 0x00: 7f b0 01 ff 09 97 01 23 52 45 56 20 33 35 00 00
Address 0x10: 00 00 00 00 37 35 30 2d 30 32 38 34 36 37 00 00
Address 0x20: 53 2f 4e 20 43 41 41 54 39 31 35 36 00 11 0c 07
Address 0x30: dc ff ff ff ff ff ff ff ff ff ff ff ff ff ff
Address 0x40: ff ff ff ff 01 00 00 00 00 00 00 00 00 00 00 4d

```

```

Address 0x50: 50 43 2d 33 44 2d 31 36 58 47 45 2d 53 46 50 50
Address 0x60: 00 00 00 00 00 00 ff ff ff ff ff ff ff ff ff
Address 0x70: ff ff ff ff ff ff ff ff ff ff ff ff ff ff ff
CPU          REV 11    711-029089    CAAV4645    AMPC PMB
Jedec Code:  0x7fb0    EEPROM Version: 0x01
P/N:         711-029089 S/N:         CAAV4645
Assembly ID: 0x0998    Assembly Version: 01.11
Date:        12-13-2012 Assembly Flags: 0x00
Version:     REV 11
ID: AMPC PMB
Board Information Record:
Address 0x00: ff ff ff ff ff ff ff ff ff ff ff ff ff ff ff
I2C Hex Data:
Address 0x00: 7f b0 01 ff 09 98 01 0b 52 45 56 20 31 31 00 00
Address 0x10: 00 00 00 00 37 31 31 2d 30 32 39 30 38 39 00 00
Address 0x20: 53 2f 4e 20 43 41 41 56 34 36 34 35 00 0d 0c 07
Address 0x30: dc ff ff ff ff ff ff ff ff ff ff ff ff ff ff
Address 0x40: ff ff ff ff ff ff ff ff ff ff ff ff ff ff ff
Address 0x50: ff ff ff ff ff ff ff ff ff ff ff ff ff ff ff
Address 0x60: ff ff ff ff ff ff ff ff ff ff ff ff ff ff ff
Address 0x70: ff ff ff ff 00 00 00 00 00 00 00 00 00 00 00 00
PIC 0          BUILTIN    BUILTIN    4x 10GE(LAN) SFP+
Jedec Code:  0x0000    EEPROM Version: 0x00
P/N:         BUILTIN    S/N:         BUILTIN
Assembly ID: 0x02fe    Assembly Version: 00.00
Date:        00-00-0000 Assembly Flags: 0x00
ID: 4x 10GE(LAN) SFP+
Board Information Record:
Address 0x00: 00 00 00 00 00 00 00 00 00 00 00 00 00 00 00
I2C Hex Data:
Address 0x00: 00 00 00 00 02 fe 00 00 00 00 00 00 00 00 00
Address 0x10: 00 00 00 00 42 55 49 4c 54 49 4e 00 25 73 3a 20
Address 0x20: 42 55 49 4c 54 49 4e 00 25 73 3a 20 00 00 00 00
Address 0x30: 00 00 00 00 00 00 00 00 00 00 00 00 00 00 00 00
Address 0x40: 00 00 00 00 00 00 00 00 00 00 00 00 00 00 00 00
Address 0x50: 00 00 00 00 00 00 00 00 00 00 00 00 00 00 00 00
Address 0x60: 00 00 00 00 00 00 00 00 00 00 00 00 00 00 00 00
Address 0x70: 00 00 00 00 c0 02 6b 94 00 00 00 00 02 fe 00 00
Xcvr 0      REV 01    740-021308    AQ43HZ1    SFP+-10G-SR
Xcvr 1      REV 01    740-021308    AQ43HZC    SFP+-10G-SR
Xcvr 2      REV 01    740-021308    AQ43HD2    SFP+-10G-SR
Xcvr 3      REV 01    740-021308    AQ502HN    SFP+-10G-SR
PIC 1          BUILTIN    BUILTIN    4x 10GE(LAN) SFP+
Jedec Code:  0x0000    EEPROM Version: 0x00
P/N:         BUILTIN    S/N:         BUILTIN
Assembly ID: 0x02fe    Assembly Version: 00.00
Date:        00-00-0000 Assembly Flags: 0x00
ID: 4x 10GE(LAN) SFP+
Board Information Record:
Address 0x00: 00 00 00 00 00 00 00 00 00 00 00 00 00 00 00
I2C Hex Data:
Address 0x00: 00 00 00 00 02 fe 00 00 00 00 00 00 00 00 00
Address 0x10: 00 00 00 00 42 55 49 4c 54 49 4e 00 25 73 3a 20
Address 0x20: 42 55 49 4c 54 49 4e 00 25 73 3a 20 00 00 00 00
Address 0x30: 00 00 00 00 00 00 00 00 00 00 00 00 00 00 00 00
Address 0x40: 00 00 00 00 00 00 00 00 00 00 00 00 00 00 00 00
Address 0x50: 00 00 00 00 00 00 00 00 00 00 00 00 00 00 00 00
Address 0x60: 00 00 00 00 00 00 00 00 00 00 00 00 00 00 00 00
Address 0x70: 00 00 00 00 c0 02 ac 0c 00 00 00 00 02 fe 00 00
Xcvr 0      REV 01    740-021308    AQ43HGF    SFP+-10G-SR
Xcvr 1      REV 01    740-021308    AQ501RZ    SFP+-10G-SR

```

```

Xcvr 2      REV 01  740-021308  AQ5029V      SFP+-10G-SR
Xcvr 3      REV 01  740-021308  AQ501X9      SFP+-10G-SR
PIC 2       BUILTIN  BUILTIN      4x 10GE(LAN) SFP+
Jedec Code: 0x0000      EEPROM Version: 0x00
P/N:        BUILTIN      S/N:         BUILTIN
Assembly ID: 0x02fe      Assembly Version: 00.00
Date:       00-00-0000    Assembly Flags: 0x00
.....

```

show chassis hardware models (MX960 Router with MPC5EQ)

```

user@host> show chassis hardware models
Hardware inventory:
Item          Version  Part number  Serial number  FRU model number
Midplane      REV 01  710-030012  ACAX3674      CHAS-BP-MX960-S
FPM Board     REV 03  710-014974  CAAZ9326      CRAFT-MX960-S
PEM 0         Rev 10  740-027760  QCS1702N062   PWR-MX960-4100-AC-S
PEM 1         Rev 04  740-027760  QCS1422N02C   PWR-MX960-4100-AC-S
PEM 2         Rev 09  740-027760  QCS1614N01X   PWR-MX960-4100-AC-S
Routing Engine 0 REV 08  740-031116  9009131803    RE-S-1800X4-16G-S
Routing Engine 1 REV 08  740-031116  9009124913    RE-S-1800X4-16G-S
CB 0          REV 18  750-031391  CABF0579      SCBE-MX-S
CB 1          REV 16  750-031391  CAAZ2471      SCBE-MX-S
CB 2          REV 16  750-031391  CAAW9595      SCBE-MX-S
FPC 0         REV 18  750-046005  CACE6574      PROTO-ASSEMBLY
FPC 1         REV 11  750-045372  CABK8154      MX-MPC3E-3D
MIC 0         REV 07  750-033307  CABD5255      MIC3-3D-10XGE-SFPP
MIC 1         REV 14  750-033196  CAAP1398      MIC3-3D-1X100GE-CXP
FPC 3         REV 35  750-028467  CAAT9156      MPC-3D-16XGE-SFPP
FPC 4         REV 18  750-046005  CACE6568      PROTO-ASSEMBLY
FPC 5         REV 18  750-046005  CACE6577      PROTO-ASSEMBLY
FPC 7         REV 09  750-037355  CAAF0937      MPC4E-2CGE-8XGE
FPC 8         REV 39  750-045715  CACD1903      PROTO-ASSEMBLY
FPC 9         REV 05  750-044444  CAAY9801      MX-MPC2E-3D-P
MIC 0         REV 28  750-028387  CAAX1071      MIC-3D-4XGE-XFP
FPC 10        REV 21.0.11 750-045715  CAAY3541      PROTO-ASSEMBLY
FPC 11        REV 17  750-037355  CAAT3986      MPC4E-3D-2CGE-8XGE
Fan Tray 0    REV 08  740-031521  ACAF4219      FFANTRAY-MX960-HC-S
Fan Tray 1    REV 08  740-031521  ACAF4225      FFANTRAY-MX960-HC-S

```

show chassis hardware clei-models (MX960 Router with MPC5EQ)

```

user@host> show chassis hardware clei-models
Hardware inventory:
Item          Version  Part number  CLEI code      FRU model number
Midplane      REV 01  710-030012  COM8T00CRB     CHAS-BP-MX960-S
FPM Board     REV 03  710-014974  CAAZ9326      CRAFT-MX960-S
PEM 0         Rev 10  740-027760  QCS1702N062   PWR-MX960-4100-AC-S
PEM 1         Rev 04  740-027760  QCS1422N02C   PWR-MX960-4100-AC-S
PEM 2         Rev 09  740-027760  QCS1614N01X   PWR-MX960-4100-AC-S
Routing Engine 0 REV 08  740-031116  COUCASKBAA     RE-S-1800X4-16G-S
Routing Engine 1 REV 08  740-031116  COUCASKBAA     RE-S-1800X4-16G-S
CB 0          REV 18  750-031391  COUCASRBAA     SCBE-MX-S
CB 1          REV 16  750-031391  COUCARCBAB     SCBE-MX-S
CB 2          REV 16  750-031391  COUCARCBAB     SCBE-MX-S
FPC 0         REV 18  750-046005  PROTOXCLEI     PROTO-ASSEMBLY
FPC 1         REV 11  750-045372  COUIBBNBAA     MX-MPC3E-3D
MIC 0         REV 07  750-033307  COUIBBJBAA     MIC3-3D-10XGE-SFPP
MIC 1         REV 14  750-033196  COUIBBKBAA     MIC3-3D-1X100GE-CXP
FPC 3         REV 35  750-028467  PROTOXCLEI     MPC-3D-16XGE-SFPP
FPC 4         REV 18  750-046005  PROTOXCLEI     PROTO-ASSEMBLY

```

FPC 5	REV 18	750-046005	PROTOXCLEI	PROTO-ASSEMBLY
FPC 7	REV 09	750-037355	PROTOXCLEI	MPC4E-2CGE-8XGE
FPC 8	REV 39	750-045715	PROTOXCLEI	PROTO-ASSEMBLY
FPC 9	REV 05	750-044444	COUIBBGBAA	MX-MPC2E-3D-P
MIC 0	REV 28	750-028387	COUIA16BAA	MIC-3D-4XGE-XFP
FPC 10	REV 21.0.11	750-045715	PROTOXCLEI	PROTO-ASSEMBLY
FPC 11	REV 17	750-037355	IPU3A4DHAA	MPC4E-3D-2CGE-8XGE
Fan Tray 0	REV 08	740-031521		FFANTRAY-MX960-HC-S
Fan Tray 1	REV 08	740-031521		FFANTRAY-MX960-HC-S

show chassis hardware (MX960 Router with MPC3E and 100-Gigabit DWDM OTN MIC)

```
user@host> show chassis hardware
```

```
Hardware inventory:
```

Item	Version	Part number	Serial number	Description
Chassis			JN123F6D9AFA	MX960
Midplane	REV 04	750-047849	ACRC8764	Enhanced MX960 Backplane
FPM Board	REV 03	710-014974	CACS4395	Front Panel Display
PDM	Rev 03	740-013110	QCS1809500Z	Power Distribution Module
PEM 0	Rev 08	740-029344	QCS1817V0LK	DC 4.1kW Power Entry
Module				
PEM 1	Rev 08	740-029344	QCS1814V01F	DC 4.1kW Power Entry
Module				
PEM 2	Rev 08	740-029344	QCS1810V1EW	DC 4.1kW Power Entry
Module				
PEM 3	Rev 08	740-029344	QCS1810V1K5	DC 4.1kW Power Entry
Module				
Routing Engine 0	REV 11	740-031116	9013103483	RE-S-1800x4
Routing Engine 1	REV 10	740-031116	9009198513	RE-S-1800x4
CB 0	REV 23	750-031391	CADW3218	Enhanced MX SCB
CB 1	REV 14	750-031391	ABBK5220	Enhanced MX SCB
FPC 1	REV 14	750-045372	CADK0464	MPCE Type 3 3D
CPU	REV 10	711-035209	CADM9839	HMPC PMB 2G
MIC 0	REV 19	750-033199	CAAE5870	1X100GE CFP
PIC 0		BUILTIN	BUILTIN	1X100GE CFP
Xcvr 0	REV 01	740-032210	UTHOH0W	CFP-100G-LR4
FPC 2	REV 14	750-045372	CADN3262	MPCE Type 3 3D
CPU	REV 10	711-035209	CADN8129	HMPC PMB 2G
FPC 3	REV 14	750-045372	CADH0146	MPCE Type 3 3D
CPU	REV 10	711-035209	CADT2458	HMPC PMB 2G
MIC 0	REV 03	750-057666	CADP1386	1X100GE DWDM CFP2-ACO
PIC 0		BUILTIN	BUILTIN	1X100GE DWDM CFP2-ACO
Xcvr 0	REV 01	740-062357	SMD5136.1	OTN-100G-LH
FPC 4	REV 18	750-045372	CAEV5668	MPCE Type 3 3D
CPU	REV 10	711-035209	CAET7827	HMPC PMB 2G
FPC 7	REV 14	750-045372	CADJ1947	MPCE Type 3 3D
CPU	REV 10	711-035209	CADJ1561	HMPC PMB 2G
MIC 0	REV 05	750-057666	CAEB5763	1X100GE DWDM CFP2-ACO
PIC 0		BUILTIN	BUILTIN	1X100GE DWDM CFP2-ACO
Xcvr 0	REV 01	740-062357	1DJBZ052002	OTN-100G-LH
FPC 8	REV 14	750-045372	CADK0485	MPCE Type 3 3D
CPU	REV 10	711-035209	CADM9828	HMPC PMB 2G
MIC 0	REV 03	750-057666	CADP1390	1X100GE DWDM CFP2-ACO
PIC 0		BUILTIN	BUILTIN	1X100GE DWDM CFP2-ACO
FPC 9	REV 14	750-045372	CADJ1936	MPCE Type 3 3D
CPU	REV 10	711-035209	CADJ1566	HMPC PMB 2G
MIC 0	REV 14	750-057666	CAFF7544	1X100GE DWDM CFP2-ACO
PIC 0		BUILTIN	BUILTIN	1X100GE DWDM CFP2-ACO
Xcvr 0	REV 01	740-062357	1DJBZ05100K	OTN-100G-LH
FPC 10	REV 14	750-054901	CADJ3846	MPC3E NG HQoS
CPU	REV 11	711-045719	CADN5471	RMPC PMB

MIC 0	REV 05	750-057666	CAEB5760	1X100GE DWDM CFP2-ACO
PIC 0		BUILTIN	BUILTIN	1X100GE DWDM CFP2-ACO
Xcvr 0	REV 01	740-062357	SMD5091.1	CFP-Loopback
Fan Tray 0	REV 08	740-031521	ACDB4083	Enhanced Fan Tray
Fan Tray 1	REV 08	740-031521	ACDB3995	Enhanced Fan Tray

show chassis hardware clei-models(MX960 Router with MPC3E and 100-Gigabit DWDM OTN MIC)

```
user@host> show chassis hardware clei-models
```

Hardware inventory:

Item	Version	Part number	CLEI code	FRU model number
Midplane	REV 04	750-047849	CMMJA10BRA	CHAS-BP3-MX960-S
FPM Board	REV 03	710-014974		CRAFT-MX960-S
PEM 0	Rev 08	740-029344		PWR-MX960-4100-DC-S
PEM 1	Rev 08	740-029344		PWR-MX960-4100-DC-S
PEM 2	Rev 08	740-029344		PWR-MX960-4100-DC-S
PEM 3	Rev 08	740-029344		PWR-MX960-4100-DC-S
Routing Engine 0	REV 11	740-031116	COUCASYBAB	RE-S-1800X4-16G-S
Routing Engine 1	REV 10	740-031116	COUCASYBAA	RE-S-1800X4-16G-S
CB 0	REV 23	750-031391	COUCATXBAA	SCBE-MX-S
CB 1	REV 14	750-031391	COUCARCBAA	SCBE-MX-S
FPC 1	REV 14	750-045372	COUIBBNBAB	MX-MPC3E-3D
MIC 0	REV 19	750-033199	COUIBA8BAA	MIC3-3D-1X100GE-CFP
FPC 2	REV 14	750-045372	COUIBBNBAB	MX-MPC3E-3D
FPC 3	REV 14	750-045372	COUIBBNBAB	MX-MPC3E-3D
MIC 0	REV 03	750-057666	PROTOXCLEI	PROTO-ASSEMBLY
FPC 4	REV 18	750-045372	COUIBBNBAB	MX-MPC3E-3D
FPC 7	REV 14	750-045372	COUIBBNBAB	MX-MPC3E-3D
MIC 0	REV 05	750-057666	PROTOXCLEI	PROTO-ASSEMBLY
FPC 8	REV 14	750-045372	COUIBBNBAB	MX-MPC3E-3D
MIC 0	REV 03	750-057666	PROTOXCLEI	PROTO-ASSEMBLY
FPC 9	REV 14	750-045372	COUIBBNBAB	MX-MPC3E-3D
MIC 0	REV 14	750-057666	PROTOXCLEI	PROTO-ASSEMBLY
FPC 10	REV 14	750-054901	PROTOXCLEI	PROTO-ASSEMBLY
MIC 0	REV 05	750-057666	PROTOXCLEI	PROTO-ASSEMBLY
Fan Tray 0	REV 08	740-031521		FFANTRAY-MX960-HC-S
Fan Tray 1	REV 08	740-031521		FFANTRAY-MX960-HC-S

show chassis hardware (PTX3000 Router with 5-port 100-Gigabit DWDM OTN PIC)

```
user@host> show chassis hardware
```

Hardware inventory:

Item	Version	Part number	Serial number	Description
Chassis			JN123AC42AJC	PTX3000
Midplane	REV 22	750-044645	ACLP6640	Backplane
FPM	REV 07	760-044663	ACMX2146	Front Panel Display
PSM 1	REV 02	740-044980	1EDD3080169	DC 12V Power Supply
PSM 2	REV 06	740-044981	1EDK5040563	AC 12V Power Supply
PSM 3	REV 06	740-044981	1EDK5040313	AC 12V Power Supply
PSM 4	REV 04	740-044980	1EDJ3330088	DC 12V Power Supply
Routing Engine 0	REV 12	740-026942	P737A-006029	RE-DUO-2600
CB 0	REV 18	750-044656	ACMZ3179	Control Board
FPC 2	REV 06	750-057064	ACAM6098	FPC3-SFF-PTX-1X
CPU		BUILTIN	BUILTIN	SMPC PMB
PIC 0	REV 17	750-059747	ACNW3510	5X100GE DWDM CFP2-ACO
Xcvr 0	REV 01	740-062357	1DJBZ040003	OTN-100G-LH
Xcvr 2	REV 01	740-062357	1DJBZ044004	OTN-100G-LH
Xcvr 3	REV 01	740-062357	1DJBZ03500P	OTN-100G-LH
Xcvr 4	REV 01	740-062357	1DJBZ03700C	OTN-100G-LH
FPC 4	REV 12	750-057064	ACAM7153	FPC3-SFF-PTX-1X
CPU		BUILTIN	BUILTIN	SMPC PMB

PIC 0	REV 17	750-059747	ACNW3511	5X100GE DWDM CFP2-ACO
Xcvr 0	REV 01	740-061663	47	OTN-100G-LH
Xcvr 1	REV 01	740-061663	39	OTN-100G-LH
Xcvr 2	REV 01	740-062357	1DJBZ044002	OTN-100G-LH
Xcvr 3	REV 01	740-062357	1DJBZ03700G	OTN-100G-LH
Xcvr 4	REV 01	740-062357	1DJBZ041001	OTN-100G-LH
FPC 8	REV 11	750-057064	ACAM6808	FPC3-SFF-PTX-1X
CPU		BUILTIN	BUILTIN	SMPC PMB
PIC 0	REV 17	750-059747	ACNW3508	5X100GE DWDM CFP2-ACO
Xcvr 0	REV 01	740-061663	194	OTN-100G-LH
Xcvr 1	REV 01	740-061663	168	OTN-100G-LH
Xcvr 2	REV 01	740-061663	52	OTN-100G-LH
Xcvr 3	REV 01	740-061663	85	OTN-100G-LH
Xcvr 4	REV 01	740-061663	218	OTN-100G-LH
SIB 0	REV 03	750-057067	ACAM8513	SIB3-SFF-PTX
SIB 1	REV 01	750-057067	ACAM5918	SIB3-SFF-PTX
SIB 2	REV 01	711-057066	ACAM4325	SIB3-SFF-PTX
SIB 3	REV 01	711-057066	ACAM4328	SIB3-SFF-PTX
SIB 4	REV 01	711-057066	ACAM4349	SIB3-SFF-PTX
SIB 5	REV 01	711-057066	ACAM4323	SIB3-SFF-PTX
SIB 6	REV 01	711-057066	ACAM4344	SIB3-SFF-PTX
SIB 7	REV 01	750-057067	ACAM4346	SIB3-SFF-PTX
SIB 8	REV 01	750-057067	ACAM5911	SIB3-SFF-PTX
Fan Tray 0	REV 13	760-044659	ACMP6395	Fan Tray (Exhaust)
Fan Tray 1	REV 13	760-044659	ACMZ6957	Fan Tray (Exhaust)

show chassis hardware clei-models (PTX3000 Router with 5-port 100-Gigabit DWDM OTN PIC)

```
user@host> show chassis hardware clei-models
```

Hardware inventory:

Item	Version	Part number	CLEI code	FRU model number
Midplane	REV 22	750-044645	IPMVN10FRA	CHAS-MP-PTX3000-S
FPM	REV 07	760-044663	IPUCBE5CAA	FPD-SFF-PTX-S
PSM 1	REV 02	740-044980	PROTOPWRDC	PSM-SFF-PTX-DC-2200-S
PSM 2	REV 06	740-044981	IPUPAKOKAB	PSM-SFF-PTX-AC-S
PSM 3	REV 06	740-044981	IPUPAKOKAB	PSM-SFF-PTX-AC-S
PSM 4	REV 04	740-044980	IPUPAK1KAA	PSM-SFF-PTX-DC-S
Routing Engine 0	REV 12	740-026942		RE-DUO-C2600-16G-S
CB 0	REV 18	750-044656	IPUCBE6CAB	CB-SFF-PTX-S
FPC 2	REV 06	750-057064	PROTOXCLEI	PROTO-ASSEMBLY
PIC 0	REV 17	750-059747	IPU3BC5HAA	PTX-5-100G-WDM
FPC 4	REV 12	750-057064		
PIC 0	REV 17	750-059747	IPU3BC5HAA	PTX-5-100G-WDM
FPC 8	REV 11	750-057064		
PIC 0	REV 17	750-059747	IPU3BC5HAA	PTX-5-100G-WDM
SIB 0	REV 03	750-057067	PROTOXCLEI	PROTO-ASSEMBLY
SIB 1	REV 01	750-057067	PROTOXCLEI	PROTO-ASSEMBLY
SIB 2	REV 01	711-057066	PROTOXCLEI	PROTO-ASSEMBLY
SIB 3	REV 01	711-057066	PROTOXCLEI	PROTO-ASSEMBLY
SIB 4	REV 01	711-057066	PROTOXCLEI	PROTO-ASSEMBLY
SIB 5	REV 01	711-057066	PROTOXCLEI	PROTO-ASSEMBLY
SIB 6	REV 01	711-057066	PROTOXCLEI	PROTO-ASSEMBLY
SIB 7	REV 01	750-057067	PROTOXCLEI	PROTO-ASSEMBLY
SIB 8	REV 01	750-057067	PROTOXCLEI	PROTO-ASSEMBLY
Fan Tray 0	REV 13	760-044659	IPUCBE8CAA	FAN-SFF-PTX-S
Fan Tray 1	REV 13	760-044659	IPUCBE8CAA	FAN-SFF-PTX-S

show chassis hardware (MX2010 Router)

```
user@host > show chassis hardware
```


Hardware inventory:

Item	Version	Part number	Serial number	Description
Chassis			JN11E3217AFK	MX2010
Midplane	REV 01	750-044636	ABAB8506	Lower Backplane
Midplane 1	REV 01	711-044557	ZY8296	Upper Backplane
PMP	REV 03	711-032426	ACAJ1388	Power Midplane
FPM Board	REV 06	711-032349	ZX8744	Front Panel Display
PSM 4	REV 0C	740-033727	VK00254	DC 52V Power Supply
Module				
PSM 5	REV 0B	740-033727	VG00015	DC 52V Power Supply
Module				
PSM 6	REV 0B	740-033727	VH00097	DC 52V Power Supply
Module				
PSM 7	REV 0C	740-033727	VJ00151	DC 52V Power Supply
Module				
PSM 8	REV 0C	740-033727	VJ00149	DC 52V Power Supply
Module				
PDM 0	REV 0B	740-038109	WA00008	DC Power Dist Module
PDM 1	REV 0B	740-038109	WA00014	DC Power Dist Module
Routing Engine 0	REV 02	740-041821	9009094134	RE-S-1800x4
Routing Engine 1	REV 02	740-041821	9009094141	RE-S-1800x4
CB 0	REV 08	750-040257	CAAB3491	Control Board
CB 1	REV 08	750-040257	CAAB3489	Control Board
SPMB 0	REV 02	711-041855	CAAA6135	PMB Board
SPMB 1	REV 02	711-041855	CAAA6137	PMB Board
SFB 0	REV 06	711-032385	ZV1828	Switch Fabric Board
SFB 1	REV 07	711-032385	ZZ2568	Switch Fabric Board
SFB 2	REV 07	711-032385	ZZ2563	Switch Fabric Board
SFB 3	REV 07	711-032385	ZZ2564	Switch Fabric Board
SFB 4	REV 07	711-032385	ZZ2580	Switch Fabric Board
SFB 5	REV 07	711-032385	ZZ2579	Switch Fabric Board
SFB 6	REV 07	711-032385	CAAB4882	Switch Fabric Board
SFB 7	REV 07	711-032385	CAAB4898	Switch Fabric Board
FPC 0	REV 33	750-028467	CAAB1919	MPC 3D 16x 10GE
CPU	REV 11	711-029089	CAAB7174	AMPC PMB
PIC 0		BUILTIN	BUILTIN	4x 10GE(LAN) SFP+
Xcvr 0	REV 01	740-021308	AMH02RE	SFP+-10G-SR
Xcvr 1	REV 01	740-021308	AMH038C	SFP+-10G-SR
Xcvr 2	REV 01	740-021308	AMH0390	SFP+-10G-SR
Xcvr 3	REV 01	740-021308	AMG0SUA	SFP+-10G-SR
PIC 1		BUILTIN	BUILTIN	4x 10GE(LAN) SFP+
Xcvr 0	REV 01	740-021308	AMH0579	SFP+-10G-SR
Xcvr 1	REV 01	740-021308	AMG0SGP	SFP+-10G-SR
Xcvr 2	REV 01	740-021308	AMH04SV	SFP+-10G-SR
Xcvr 3	REV 01	740-021308	AMH04X3	SFP+-10G-SR
PIC 2		BUILTIN	BUILTIN	4x 10GE(LAN) SFP+
Xcvr 0	REV 01	740-021308	AMH0135	SFP+-10G-SR
Xcvr 1	REV 01	740-021308	AMH02NC	SFP+-10G-SR
Xcvr 2	REV 01	740-021308	AMH02XB	SFP+-10G-SR
Xcvr 3	REV 01	740-021308	AMH02PN	SFP+-10G-SR
PIC 3		BUILTIN	BUILTIN	4x 10GE(LAN) SFP+
Xcvr 0	REV 01	740-021308	AMH057Y	SFP+-10G-SR
Xcvr 1	REV 01	740-021308	AMG0JHE	SFP+-10G-SR
Xcvr 2	REV 01	740-021308	AMH02HT	SFP+-10G-SR
Xcvr 3	REV 01	740-021308	AMH04V4	SFP+-10G-SR
FPC 1	REV 21	750-033205	ZG5027	MPC Type 3
CPU	REV 04	711-035209	YT4780	HMPC PMB 2G
MIC 0	REV 03	750-033307	ZV6299	10X10GE SFPP
PIC 0		BUILTIN	BUILTIN	10X10GE SFPP
Xcvr 0	REV 01	740-031980	083363A00410	SFP+-10G-SR
Xcvr 1	REV 01	740-031980	083363A00334	SFP+-10G-SR

Xcvr 2	REV 01	740-031980	113363A00125	SFP+-10G-SR
Xcvr 3	REV 01	740-031980	083363A00953	SFP+-10G-SR
Xcvr 4	REV 01	740-031980	AHR013D	SFP+-10G-SR
Xcvr 5	REV 01	740-031980	AJ40JUR	SFP+-10G-SR
Xcvr 6	REV 01	740-031980	AJ40JKL	SFP+-10G-SR
Xcvr 7	REV 01	740-031980	AJ30ECK	SFP+-10G-SR
Xcvr 8	REV 01	740-021308	19T511100864	SFP+-10G-SR
Xcvr 9	REV 01	740-021308	19T511100868	SFP+-10G-SR
MIC 1	REV 03	750-033307	ZV6268	10X10GE SFPP
PIC 2		BUILTIN	BUILTIN	10X10GE SFPP
Xcvr 0	REV 01	740-031980	AJC0JML	SFP+-10G-SR
Xcvr 1	REV 01	740-031980	AJ403PC	SFP+-10G-SR
Xcvr 2	REV 01	740-031980	AJ10N25	SFP+-10G-SR
Xcvr 3	REV 01	740-031980	AJ40JF4	SFP+-10G-SR
Xcvr 4	REV 01	740-031980	AJ40JSJ	SFP+-10G-SR
Xcvr 5	REV 01	740-031980	AJ403V7	SFP+-10G-SR
Xcvr 6	REV 01	740-031980	AJ40JN3	SFP+-10G-SR
Xcvr 7	REV 01	740-031980	AJ40JSU	SFP+-10G-SR
Xcvr 8	REV 01	740-021308	19T511100468	SFP+-10G-SR
Xcvr 9	REV 01	740-021308	19T511101363	SFP+-10G-SR
FPC 8	REV 22	750-031089	ZT9746	MPC Type 2 3D
CPU	REV 06	711-030884	ZS1271	MPC PMB 2G
MIC 0	REV 26	750-028392	ABBS1150	3D 20x 1GE(LAN) SFP
PIC 0		BUILTIN	BUILTIN	10x 1GE(LAN) SFP
Xcvr 0	REV 01	740-031851	PLG023C	SFP-SX
Xcvr 1	REV 01	740-031851	PLG09C6	SFP-SX
Xcvr 2	REV 02	740-011613	AM0950SF9L7	SFP-SX
Xcvr 3	REV 02	740-011613	AM1001SFN1H	SFP-SX
Xcvr 4	REV 02	740-011613	AM1001SFM9D	SFP-SX
Xcvr 5	REV 02	740-011613	AM1001SFLTJ	SFP-SX
Xcvr 6	REV 01	740-031851	AC1108S03L9	SFP-SX
Xcvr 7	REV 01	740-031851	AC1102S00NC	SFP-SX
Xcvr 8	REV 01	740-031851	AC1102S00MX	SFP-SX
Xcvr 9	REV 01	740-031851	AC1102S0085	SFP-SX
PIC 1		BUILTIN	BUILTIN	10x 1GE(LAN) SFP
Xcvr 0	REV 01	740-031851	AC1102S00KU	SFP-SX
Xcvr 1	REV 01	740-031851	AC1102S00NG	SFP-SX
Xcvr 2	REV 01	740-031851	AC1102S00K3	SFP-SX
Xcvr 3	REV 01	740-031851	AC1102S008R	SFP-SX
Xcvr 4	REV 01	740-031851	AM1107SUFVJ	SFP-SX
Xcvr 5	REV 01	740-031851	AC1108S03LG	SFP-SX
MIC 1	REV 26	750-028387	ABBR9582	3D 4x 10GE XFP
PIC 2		BUILTIN	BUILTIN	2x 10GE XFP
Xcvr 0		NON-JNPR	T10A91703	XFP-10G-SR
Xcvr 1		NON-JNPR	T09L42604	XFP-10G-SR
PIC 3		BUILTIN	BUILTIN	2x 10GE XFP
FPC 9	REV 11	750-036284	ZL3591	MPC 3D 16x 10GE EM
CPU	REV 10	711-029089	ZL0513	AMPC PMB
PIC 0		BUILTIN	BUILTIN	4x 10GE(LAN) SFP+
Xcvr 0	REV 01	740-031980	1YT517101825	SFP+-10G-SR
Xcvr 1	REV 01	740-031980	1YT517101821	SFP+-10G-SR
Xcvr 2	REV 01	740-031980	1YT517101682	SFP+-10G-SR
Xcvr 3	REV 01	740-031980	ALQ13R6	SFP+-10G-SR
PIC 1		BUILTIN	BUILTIN	4x 10GE(LAN) SFP+
Xcvr 0	REV 01	740-031980	1YT517101828	SFP+-10G-SR
Xcvr 1	REV 01	740-031980	1YT517101716	SFP+-10G-SR
Xcvr 2	REV 01	740-031980	1YT517101732	SFP+-10G-SR
Xcvr 3	REV 01	740-031980	ALPOTR1	SFP+-10G-SR
PIC 2		BUILTIN	BUILTIN	4x 10GE(LAN) SFP+
Xcvr 0	REV 01	740-031980	1YT517101741	SFP+-10G-SR
Xcvr 1	REV 01	740-031980	1YT517101829	SFP+-10G-SR

Xcvr 2	REV 01	740-031980	1YT517101669	SFP+-10G-SR
Xcvr 3	REV 01	740-031980	ALQ14E3	SFP+-10G-SR
PIC 3		BUILTIN	BUILTIN	4x 10GE(LAN) SFP+
Xcvr 0	REV 01	740-031980	1YT517101826	SFP+-10G-SR
Xcvr 1	REV 01	740-031980	1YT517101817	SFP+-10G-SR
Xcvr 2	REV 01	740-031980	1YT517101735	SFP+-10G-SR
Xcvr 3	REV 01	740-031980	ALQ159A	SFP+-10G-SR
ADC 0	REV 05	750-043596	CAAC2073	Adapter Card
ADC 1	REV 01	750-043596	ZV4117	Adapter Card
ADC 8	REV 01	750-043596	ZV4107	Adapter Card
ADC 9	REV 02	750-043596	ZW1555	Adapter Card
Fan Tray 0	REV 2A	760-046960	ACAY0015	172mm FanTray - 6 Fans
Fan Tray 1	REV 2A	760-046960	ACAY0019	172mm FanTray - 6 Fans
Fan Tray 2	REV 2A	760-046960	ACAY0020	172mm FanTray - 6 Fans
Fan Tray 3	REV 2A	760-046960	ACAY0021	172mm FanTray - 6 Fans

show chassis hardware detail (MX2010 Router)

```

user@host > show chassis hardware detail
Hardware inventory:
Item          Version  Part number  Serial number  Description
Chassis                               JN11E233DAFK  MX2010
Midplane      REV 26   750-044636   ABAB9357      Lower Backplane
Midplane 1    REV 01   711-044557   ABAB8643      Upper Backplane
PMP           REV 04   711-032426   ACAJ1677      Power Midplane
FPM Board     REV 08   760-044634   ABBV9726      Front Panel Display
PSM 0         REV 01   740-045050   1E02224000P   DC 52V Power Supply
Module
PSM 1         REV 01   740-045050   1E02224000M   DC 52V Power Supply
Module
PSM 2         REV 01   740-045050   1E022240010   DC 52V Power Supply
Module
PSM 3         REV 01   740-045050   1E02224000G   DC 52V Power Supply
Module
PSM 4         REV 01   740-045050   1E022240013   DC 52V Power Supply
Module
PSM 5         REV 01   740-045050   1E022240007   DC 52V Power Supply
Module
PSM 6         REV 01   740-045050   1E02224001C   DC 52V Power Supply
Module
PSM 7         REV 01   740-045050   1E02224001D   DC 52V Power Supply
Module
PSM 8         REV 01   740-045050   1E02224001B   DC 52V Power Supply
Module
PDM 0         REV 01   740-045234   1E262250067   DC Power Dist Module
Routing Engine 0 REV 02   740-041821   9009099704    RE-S-1800x4
  ad0 3831 MB UGB30SFA4000T1 SFA4000T1 00000651 Compact Flash
  ad1 30533 MB UGB94BPH32H0S1-KCI 11000019592 Disk 1
  usb0 (addr 1) EHCI root hub 0 Intel uhub0
  usb0 (addr 2) product 0x0020 32 vendor 0x8087 uhub1
  DIMM 0 SGU04G72H1BD2SA-BB DIE REV-52 PCB REV-54 MFR ID-ce80
  DIMM 1 SGU04G72H1BD2SA-BB DIE REV-52 PCB REV-54 MFR ID-ce80
  DIMM 2 SGU04G72H1BD2SA-BB DIE REV-52 PCB REV-54 MFR ID-ce80
  DIMM 3 SGU04G72H1BD2SA-BB DIE REV-52 PCB REV-54 MFR ID-ce80
Routing Engine 1 REV 02   740-041821   9009099706    RE-S-1800x4
  ad0 3998 MB Virtium - TuffDrive VCF P1T0200262860208 114 Compact Flash
  ad1 30533 MB UGB94ARF32H0S3-KC UNIGEN-499551-000404 Disk 1
  CB 0 REV 13 750-040257 CAAF8436 Control Board
  CB 1 REV 13 750-040257 CAAF8434 Control Board
  SPMB 0 REV 02 711-041855 ABBV3825 PMB Board
  SPMB 1 REV 02 711-041855 ABBV3833 PMB Board

```

SFB 0	REV 05	711-044466	ABBX5682	Switch Fabric Board
SFB 1	REV 05	711-044466	ABBX5676	Switch Fabric Board
SFB 2	REV 05	711-044466	ABBX5665	Switch Fabric Board
SFB 3	REV 05	711-044466	ABBX5699	Switch Fabric Board
SFB 4	REV 05	711-044466	ABBX5603	Switch Fabric Board
SFB 5	REV 05	711-044466	ABBX5587	Switch Fabric Board
SFB 6	REV 05	711-044466	ABBX5607	Switch Fabric Board
SFB 7	REV 05	711-044466	ABBX5669	Switch Fabric Board
FPC 0	REV 09	750-037355	CAAF0924	MPC Type 4-2
CPU	REV 08	711-035209	CAAB9842	HMPC PMB 2G
PIC 0		BUILTIN	BUILTIN	4x10GE SFPP
Xcvr 0	REV 01	740-021308	19T511101656	SFP+-10G-SR
Xcvr 1	REV 01	740-031980	AMA04RU	SFP+-10G-SR
Xcvr 2	REV 01	740-031980	193363A00558	SFP+-10G-SR
Xcvr 3	REV 01	740-031980	B10M00202	SFP+-10G-SR
PIC 1		BUILTIN	BUILTIN	1X100GE CFP
Xcvr 0		NON-JNPR	X12J00328	CFP-100G-SR10
PIC 2		BUILTIN	BUILTIN	4x10GE SFPP
Xcvr 0	REV 01	740-031980	AMA088W	SFP+-10G-SR
Xcvr 1	REV 01	740-031980	B10L04211	SFP+-10G-SR
Xcvr 2	REV 01	740-021308	19T511101602	SFP+-10G-SR
Xcvr 3	REV 01	740-031980	B10L04151	SFP+-10G-SR
PIC 3		BUILTIN	BUILTIN	1X100GE CFP
Xcvr 0		NON-JNPR	X12J00332	CFP-100G-SR10
FPC 1	REV 18	750-033205	ZE0128	MPC Type 3
CPU	REV 06	711-035209	ZG5431	HMPC PMB 2G
MIC 0	REV 15	750-033199	ZP6435	1X100GE CFP
PIC 0		BUILTIN	BUILTIN	1X100GE CFP
Xcvr 0	REV 01	740-032210	J11E46118	CFP-100G-LR4
MIC 1	REV 15	750-033199	ZP6442	1X100GE CFP
PIC 2		BUILTIN	BUILTIN	1X100GE CFP
Xcvr 0	REV 01	740-032210	UMN03T4	CFP-100G-LR4
FPC 2	REV 16	750-037358	CAAL1001	MPC Type 4-1
CPU	REV 08	711-035209	CAAK7927	HMPC PMB 2G
PIC 0		BUILTIN	BUILTIN	8X10GE SFPP
Xcvr 0	REV 01	740-031980	193363A00589	SFP+-10G-SR
Xcvr 1	REV 01	740-021308	973152A00028	SFP+-10G-SR
Xcvr 2	REV 01	740-031980	193363A00376	SFP+-10G-SR
Xcvr 3	REV 01	740-021308	973152A00016	SFP+-10G-SR
Xcvr 4	REV 01	740-031980	193363A00499	SFP+-10G-SR
Xcvr 5	REV 01	740-021308	973152A00039	SFP+-10G-SR
Xcvr 6	REV 01	740-031980	B11E01239	SFP+-10G-SR
Xcvr 7	REV 01	740-021308	973152A00058	SFP+-10G-SR
PIC 1		BUILTIN	BUILTIN	8X10GE SFPP
Xcvr 0	REV 01	740-031980	B10M00075	SFP+-10G-SR
Xcvr 1	REV 01	740-021308	973152A00014	SFP+-10G-SR
Xcvr 2	REV 01	740-031980	AMA0638	SFP+-10G-SR
Xcvr 3	REV 01	740-021308	973152A00063	SFP+-10G-SR
Xcvr 4	REV 01	740-031980	AMA0629	SFP+-10G-SR
Xcvr 5	REV 01	740-021308	973152A00053	SFP+-10G-SR
Xcvr 6	REV 01	740-031980	193363A00344	SFP+-10G-SR
Xcvr 7	REV 01	740-021308	973152A00046	SFP+-10G-SR
PIC 2		BUILTIN	BUILTIN	8X10GE SFPP
Xcvr 0	REV 01	740-031980	AMA062M	SFP+-10G-SR
Xcvr 1	REV 01	740-021308	973152A00080	SFP+-10G-SR
Xcvr 2	REV 01	740-031980	193363A00580	SFP+-10G-SR
Xcvr 3	REV 01	740-021308	973152A00064	SFP+-10G-SR
Xcvr 4	REV 01	740-031980	093363A01494	SFP+-10G-SR
Xcvr 5	REV 01	740-021308	973152A00020	SFP+-10G-SR
Xcvr 6	REV 01	740-031980	123363A00047	SFP+-10G-SR
Xcvr 7	REV 01	740-021308	973152A00072	SFP+-10G-SR

PIC 3		BUILTIN	BUILTIN	8X10GE SFPP
Xcvr 0	REV 01	740-021308	03DZ06A01033	SFP+-10G-SR
Xcvr 1	REV 01	740-021308	973152A00022	SFP+-10G-SR
Xcvr 2	REV 01	740-021308	03DZ06A01026	SFP+-10G-SR
Xcvr 3	REV 01	740-021308	973152A00013	SFP+-10G-SR
Xcvr 4	REV 01	740-021308	03DZ06A01028	SFP+-10G-SR
Xcvr 5	REV 01	740-021308	973152A00079	SFP+-10G-SR
Xcvr 6	REV 01	740-021308	03DZ06A01018	SFP+-10G-SR
Xcvr 7	REV 01	740-021308	973152A00025	SFP+-10G-SR
FPC 3	REV 33	750-028467	CAAF5400	MPC 3D 16x 10GE
CPU	REV 11	711-029089	CAAH7626	AMPC PMB
PIC 0		BUILTIN	BUILTIN	4x 10GE(LAN) SFP+
Xcvr 0	REV 01	740-021308	973152A00066	SFP+-10G-SR
Xcvr 1	REV 01	740-021308	973152A00021	SFP+-10G-SR
Xcvr 2	REV 01	740-021308	973152A00062	SFP+-10G-SR
Xcvr 3	REV 01	740-021308	973152A00027	SFP+-10G-SR
PIC 1		BUILTIN	BUILTIN	4x 10GE(LAN) SFP+
Xcvr 0	REV 01	740-021308	973152A00065	SFP+-10G-SR
Xcvr 1	REV 01	740-021308	973152A00069	SFP+-10G-SR
Xcvr 2	REV 01	740-021308	973152A00026	SFP+-10G-SR
Xcvr 3	REV 01	740-021308	973152A00003	SFP+-10G-SR
PIC 2		BUILTIN	BUILTIN	4x 10GE(LAN) SFP+
Xcvr 0	REV 01	740-021308	973152A00035	SFP+-10G-SR
Xcvr 1	REV 01	740-021308	973152A00004	SFP+-10G-SR
Xcvr 2	REV 01	740-021308	973152A00049	SFP+-10G-SR
Xcvr 3	REV 01	740-021308	973152A00055	SFP+-10G-SR
PIC 3		BUILTIN	BUILTIN	4x 10GE(LAN) SFP+
Xcvr 0	REV 01	740-021308	973152A00010	SFP+-10G-SR
Xcvr 1	REV 01	740-021308	973152A00001	SFP+-10G-SR
Xcvr 2	REV 01	740-021308	973152A00073	SFP+-10G-SR
Xcvr 3	REV 01	740-021308	973152A00012	SFP+-10G-SR
FPC 4	REV 21	750-033205	ZG5028	MPC Type 3
CPU	REV 05	711-035209	YX3911	HMPC PMB 2G
MIC 0	REV 03	750-036233	ZL2036	2X40GE QSFP
PIC 0		BUILTIN	BUILTIN	2X40GE QSFP
Xcvr 0	REV 01	740-032986	QB220708	QSFP+-40G-SR4
Xcvr 1	REV 01	740-032986	QB220735	QSFP+-40G-SR4
MIC 1	REV 03	750-036233	ZL2028	2X40GE QSFP
PIC 2		BUILTIN	BUILTIN	2X40GE QSFP
Xcvr 0	REV 01	740-032986	QB220727	QSFP+-40G-SR4
Xcvr 1	REV 01	740-032986	QB220715	QSFP+-40G-SR4
FPC 5	REV 11	750-037358	CAAE2196	MPC Type 4-1
CPU	REV 08	711-035209	CAAD9074	HMPC PMB 2G
PIC 0		BUILTIN	BUILTIN	8X10GE SFPP
Xcvr 0	REV 01	740-031980	AMA062S	SFP+-10G-SR
Xcvr 1	REV 01	740-031980	AMA062P	SFP+-10G-SR
Xcvr 2	REV 01	740-031980	AMA052R	SFP+-10G-SR
Xcvr 3	REV 01	740-031980	AMA0632	SFP+-10G-SR
Xcvr 4	REV 01	740-031980	193363A00564	SFP+-10G-SR
Xcvr 5	REV 01	740-031980	193363A00229	SFP+-10G-SR
Xcvr 6	REV 01	740-031980	193363A00363	SFP+-10G-SR
Xcvr 7	REV 01	740-031980	193363A00278	SFP+-10G-SR
PIC 1		BUILTIN	BUILTIN	8X10GE SFPP
Xcvr 0	REV 01	740-031980	AMA04CC	SFP+-10G-SR
Xcvr 1	REV 01	740-021308	AD0927A001W	SFP+-10G-SR
Xcvr 2	REV 01	740-031980	AMA04N2	SFP+-10G-SR
Xcvr 3	REV 01	740-031980	AMA062U	SFP+-10G-SR
Xcvr 4	REV 01	740-031980	193363A00491	SFP+-10G-SR
Xcvr 5	REV 01	740-031980	183363A01511	SFP+-10G-SR
Xcvr 6	REV 01	740-031980	193363A00565	SFP+-10G-SR
Xcvr 7	REV 01	740-031980	193363A00405	SFP+-10G-SR

PIC 2		BUILTIN	BUILTIN	8X10GE SFPP
Xcvr 0	REV 01	740-031980	AMA07QX	SFP+-10G-SR
Xcvr 1	REV 01	740-031980	AMA06MS	SFP+-10G-SR
Xcvr 2	REV 01	740-031980	193363A00318	SFP+-10G-SR
Xcvr 3	REV 01	740-031980	193363A00402	SFP+-10G-SR
Xcvr 4	REV 01	740-031980	193363A00174	SFP+-10G-SR
Xcvr 5	REV 01	740-031980	193363A00388	SFP+-10G-SR
Xcvr 6	REV 01	740-031980	193363A00377	SFP+-10G-SR
Xcvr 7	REV 01	740-031980	193363A00234	SFP+-10G-SR
PIC 3		BUILTIN	BUILTIN	8X10GE SFPP
Xcvr 0	REV 01	740-031980	AMA062T	SFP+-10G-SR
Xcvr 1	REV 01	740-031980	193363A00550	SFP+-10G-SR
Xcvr 2	REV 01	740-031980	193363A00364	SFP+-10G-SR
Xcvr 3	REV 01	740-031980	AMA0630	SFP+-10G-SR
Xcvr 4	REV 01	740-031980	193363A00509	SFP+-10G-SR
Xcvr 5	REV 01	740-031980	193363A00459	SFP+-10G-SR
Xcvr 6	REV 01	740-031980	113363A00191	SFP+-10G-SR
Xcvr 7	REV 01	740-031980	193363A00352	SFP+-10G-SR
FPC 6	REV 33	750-028467	CAAF5552	MPC 3D 16x 10GE
CPU	REV 11	711-029089	CAAH7601	AMPC PMB
PIC 0		BUILTIN	BUILTIN	4x 10GE(LAN) SFP+
Xcvr 0	REV 01	740-021308	AD0927A0036	SFP+-10G-SR
Xcvr 1	REV 01	740-021308	AD0927A003M	SFP+-10G-SR
Xcvr 2	REV 01	740-021308	AD0927A003G	SFP+-10G-SR
Xcvr 3	REV 01	740-021308	AD0927A0031	SFP+-10G-SR
PIC 1		BUILTIN	BUILTIN	4x 10GE(LAN) SFP+
Xcvr 0	REV 01	740-031980	193363A00331	SFP+-10G-SR
Xcvr 1	REV 01	740-031980	193363A00325	SFP+-10G-SR
Xcvr 2	REV 01	740-031980	193363A00417	SFP+-10G-SR
Xcvr 3	REV 01	740-031980	183363A02509	SFP+-10G-SR
PIC 2		BUILTIN	BUILTIN	4x 10GE(LAN) SFP+
Xcvr 0	REV 01	740-021308	T09K75140	SFP+-10G-SR
Xcvr 1	REV 01	740-031980	B11A04356	SFP+-10G-SR
Xcvr 2	REV 01	740-031980	B11K01952	SFP+-10G-SR
Xcvr 3	REV 01	740-031980	B11K01914	SFP+-10G-SR
PIC 3		BUILTIN	BUILTIN	4x 10GE(LAN) SFP+
Xcvr 0	REV 01	740-021308	T09K75157	SFP+-10G-SR
Xcvr 1	REV 01	740-021308	T09K75194	SFP+-10G-SR
Xcvr 2	REV 01	740-031980	B11K01926	SFP+-10G-SR
Xcvr 3	REV 01	740-031980	B11K01936	SFP+-10G-SR
FPC 7	REV 16	750-037358	CAAL1012	MPC Type 4-1
CPU	REV 08	711-035209	CAAJ3851	HMPC PMB 2G
PIC 0		BUILTIN	BUILTIN	8X10GE SFPP
Xcvr 0	REV 01	740-031980	AMA04NK	SFP+-10G-SR
Xcvr 1	REV 01	740-031980	B11F00260	SFP+-10G-SR
Xcvr 2	REV 01	740-031980	B11E02192	SFP+-10G-SR
Xcvr 3	REV 01	740-031980	AMA04CP	SFP+-10G-SR
Xcvr 4	REV 01	740-031980	AJ40JKK	SFP+-10G-SR
Xcvr 5	REV 01	740-031980	B11F00238	SFP+-10G-SR
Xcvr 6	REV 01	740-031980	B10M00275	SFP+-10G-SR
Xcvr 7	REV 01	740-031980	193363A00211	SFP+-10G-SR
PIC 1		BUILTIN	BUILTIN	8X10GE SFPP
Xcvr 0	REV 01	740-031980	B11D05577	SFP+-10G-SR
Xcvr 1	REV 01	740-031980	B11G00586	SFP+-10G-SR
Xcvr 2	REV 01	740-031980	AMA08B7	SFP+-10G-SR
Xcvr 3	REV 01	740-031980	AMA04Q0	SFP+-10G-SR
Xcvr 4	REV 01	740-031980	B11D05840	SFP+-10G-SR
Xcvr 5	REV 01	740-031980	B11E00467	SFP+-10G-SR
Xcvr 6	REV 01	740-031980	B11E00029	SFP+-10G-SR
Xcvr 7	REV 01	740-021308	19T511101712	SFP+-10G-SR
PIC 2		BUILTIN	BUILTIN	8X10GE SFPP

Xcvr 0	REV 01	740-031980	193363A00568	SFP+-10G-SR
Xcvr 1	REV 01	740-031980	B10M00166	SFP+-10G-SR
Xcvr 2	REV 01	740-031980	B10M00212	SFP+-10G-SR
Xcvr 3	REV 01	740-031980	B11D05823	SFP+-10G-SR
Xcvr 4	REV 01	740-021308	03DZ06A01005	SFP+-10G-SR
Xcvr 5	REV 01	740-021308	03DZ06A01003	SFP+-10G-SR
Xcvr 6	REV 01	740-021308	03DZ06A01009	SFP+-10G-SR
Xcvr 7	REV 01	740-021308	03DZ06A01004	SFP+-10G-SR
PIC 3		BUILTIN	BUILTIN	8X10GE SFPP
Xcvr 0	REV 01	740-021308	03DZ06A01017	SFP+-10G-SR
Xcvr 1	REV 01	740-021308	03DZ06A01016	SFP+-10G-SR
Xcvr 2	REV 01	740-021308	03DZ06A01024	SFP+-10G-SR
Xcvr 3	REV 01	740-021308	03DZ06A01008	SFP+-10G-SR
Xcvr 4	REV 01	740-030658	AD0946A02UH	SFP+-10G-USR
Xcvr 5	REV 01	740-021308	T09J67913	SFP+-10G-SR
Xcvr 6	REV 01	740-021308	AD0837ES09G	SFP+-10G-SR
Xcvr 7	REV 01	740-021308	03DZ06A01015	SFP+-10G-SR
FPC 8	REV 03	750-045372	CAAD3111	MPC Type 3
CPU	REV 08	711-035209	CAAD8033	HMPC PMB 2G
MIC 0	REV 03	750-036233	ZL2032	2X40GE QSFP
PIC 0		BUILTIN	BUILTIN	2X40GE QSFP
Xcvr 0	REV 01	740-032986	QB230273	QSFP+-40G-SR4
Xcvr 1	REV 01	740-032986	QB230254	QSFP+-40G-SR4
MIC 1	REV 03	750-036233	ZL2021	2X40GE QSFP
PIC 2		BUILTIN	BUILTIN	2X40GE QSFP
Xcvr 0	REV 01	740-032986	QB390962	QSFP+-40G-SR4
Xcvr 1	REV 01	740-032986	QB390960	QSFP+-40G-SR4
FPC 9	REV 09	750-037355	CAAF1531	MPC Type 4-2
CPU	REV 08	711-035209	CAAB9927	HMPC PMB 2G
PIC 0		BUILTIN	BUILTIN	4x10GE SFPP
Xcvr 0	REV 01	740-031980	193363A00525	SFP+-10G-SR
Xcvr 1	REV 01	740-031980	193363A00504	SFP+-10G-SR
Xcvr 2	REV 01	740-031980	193363A00368	SFP+-10G-SR
Xcvr 3	REV 01	740-031980	AJ40JSS	SFP+-10G-SR
PIC 1		BUILTIN	BUILTIN	1X100GE CFP
PIC 2		BUILTIN	BUILTIN	4x10GE SFPP
Xcvr 0	REV 01	740-031980	123363A00042	SFP+-10G-SR
Xcvr 1	REV 01	740-031980	B10M00023	SFP+-10G-SR
Xcvr 2	REV 01	740-031980	AJ802EM	SFP+-10G-SR
Xcvr 3	REV 01	740-031980	B11E02348	SFP+-10G-SR
PIC 3		BUILTIN	BUILTIN	1X100GE CFP
ADC 0	REV 13	750-043596	ABBX5532	Adapter Card
ADC 1	REV 13	750-043596	ABBX5550	Adapter Card
ADC 2	REV 13	750-043596	ABBX5571	Adapter Card
ADC 3	REV 13	750-043596	ABBX5568	Adapter Card
ADC 4	REV 13	750-043596	ABBX5556	Adapter Card
ADC 5	REV 13	750-043596	ABBX5553	Adapter Card
ADC 6	REV 13	750-043596	ABBX5541	Adapter Card
ADC 7	REV 13	750-043596	ABBX5578	Adapter Card
ADC 8	REV 13	750-043596	ABBX5560	Adapter Card
ADC 9	REV 07	750-043596	ABBV7188	Adapter Card
Fan Tray 0	REV 03	760-046960	ACAY0127	172mm FanTray - 6 Fans
Fan Tray 1	REV 2A	760-046960	ACAY0068	172mm FanTray - 6 Fans
Fan Tray 2	REV 2A	760-046960	ACAY0072	172mm FanTray - 6 Fans
Fan Tray 3	REV 2A	760-046960	ACAY0070	172mm FanTray - 6 Fans

show chassis hardware extensive (MX2010 Router)

user@host > show chassis hardware extensive

Hardware inventory:

Item	Version	Part number	Serial number	Description
------	---------	-------------	---------------	-------------

```

Chassis                                JN11E233DAFK    MX2010
Jedec Code: 0x7fb0                    EEPROM Version: 0x02
                                           S/N:          JN11E233DAFK
Assembly ID: 0x0557                   Assembly Version: 00.00
Date: 00-00-0000                      Assembly Flags: 0x00
ID: MX2010
Board Information Record:
Address 0x00: 00 00 00 00 00 00 00 00 00 00 00 00 00 00 00 00
I2C Hex Data:
Address 0x00: 7f b0 02 ff 05 57 00 00 00 00 00 00 00 00 00 00
Address 0x10: 00 00 00 00 00 00 00 00 00 00 00 00 00 00 00 00
Address 0x20: 4a 4e 31 31 45 32 33 33 44 41 46 4b 00 00 00 00
Address 0x30: 00 00 00 ff 00 00 00 00 00 00 00 00 00 00 00 00
Address 0x40: 00 00 00 00 00 00 00 00 00 00 00 00 00 00 00 00
Address 0x50: 00 00 00 00 00 00 00 00 00 00 00 00 00 00 00 00
Address 0x60: 00 00 00 00 00 00 00 00 00 00 00 00 00 00 00 00
Address 0x70: 00 00 00 00 00 00 00 00 00 00 00 00 00 00 00 00
Midplane                               REV 26    750-044636    ABAB9357    Lower Backplane
Jedec Code: 0x7fb0                    EEPROM Version: 0x02
P/N: 750-044636                      S/N:          ABAB9357
Assembly ID: 0x0b66                   Assembly Version: 01.26
Date: 08-28-2012                     Assembly Flags: 0x00
Version: REV 26                      CLEI Code:    PROTOXCLEI
ID: Lower Backplane                  FRU Model Number: PROTO-ASSEMBLY
Board Information Record:
Address 0x00: ad 01 08 00 2c 21 72 70 a0 00 ff ff ff ff ff ff
I2C Hex Data:
Address 0x00: 7f b0 02 ff 0b 66 01 1a 52 45 56 20 32 36 00 00
Address 0x10: 00 00 00 00 37 35 30 2d 30 34 34 36 33 36 00 00
Address 0x20: 53 2f 4e 20 41 42 41 42 39 33 35 37 00 1c 08 07
Address 0x30: dc ff ff ff ad 01 08 00 2c 21 72 70 a0 00 ff ff
Address 0x40: ff ff ff ff 01 50 52 4f 54 4f 58 43 4c 45 49 50
Address 0x50: 52 4f 54 4f 2d 41 53 53 45 4d 42 4c 59 00 00 00
Address 0x60: 00 00 00 00 00 00 41 30 30 ff ff ff ff ff ff ff
Address 0x70: ff ff ff c2 ff ff ff ff ff ff ff ff ff ff ff ff
Midplane 1                             REV 01    711-044557    ABAB8643    Upper Backplane
Jedec Code: 0x7fb0                    EEPROM Version: 0x01
P/N: 711-044557                      S/N:          ABAB8643
Assembly ID: 0x0b65                   Assembly Version: 01.01
Date: 07-27-2012                     Assembly Flags: 0x00
Version: REV 01
ID: Upper Backplane
Board Information Record:
Address 0x00: ff ff ff ff ff ff ff ff ff ff ff ff ff ff ff ff
I2C Hex Data:
Address 0x00: 7f b0 01 ff 0b 65 01 01 52 45 56 20 30 31 00 00
Address 0x10: 00 00 00 00 37 31 31 2d 30 34 34 35 35 37 00 00
Address 0x20: 53 2f 4e 20 41 42 41 42 38 36 34 33 00 1b 07 07
Address 0x30: dc ff ff ff ff ff ff ff ff ff ff ff ff ff ff ff
Address 0x40: ff ff ff ff 00 ff ff ff ff ff ff ff ff ff ff ff
Address 0x50: ff ff ff ff ff ff ff ff ff ff ff ff ff ff ff ff
Address 0x60: ff ff ff ff ff ff ff ff ff ff ff ff ff ff ff ff
Address 0x70: ff ff ff ff ff ff ff ff ff ff ff ff ff ff ff ff
PMP                                    REV 04    711-032426    ACAJ1677    Power Midplane
Jedec Code: 0x7fb0                    EEPROM Version: 0x01
P/N: 711-032426                      S/N:          ACAJ1677
Assembly ID: 0x045d                   Assembly Version: 01.04
Date: 07-20-2012                     Assembly Flags: 0x00
Version: REV 04
ID: Power Midplane
Board Information Record:

```



```

Address 0x00: ff ff ff ff ff ff ff ff ff ff ff ff ff ff ff
I2C Hex Data:
Address 0x00: 7f b0 01 ff 04 5d 01 04 52 45 56 20 30 34 00 00
Address 0x10: 00 00 00 00 37 31 31 2d 30 33 32 34 32 36 00 00
Address 0x20: 53 2f 4e 20 41 43 41 4a 31 36 37 37 00 14 07 07
Address 0x30: dc ff ff ff ff ff ff ff ff ff ff ff ff ff ff
Address 0x40: ff ff ff ff 00 ff ff ff ff ff ff ff ff ff ff
Address 0x50: ff ff ff ff ff ff ff ff ff ff ff ff ff ff ff
Address 0x60: ff ff ff ff ff ff ff ff ff ff ff ff ff ff ff
Address 0x70: ff ff ff ff ff ff ff ff ff ff ff ff ff ff ff

FPM Board          REV 08    760-044634    ABBV9726          Front Panel Display
Jedec Code:    0x7fb0          EEPROM Version:    0x02
P/N:          760-044634          S/N:          ABBV9726
Assembly ID:  0x0b64          Assembly Version:  01.08
Date:         09-10-2012        Assembly Flags:    0x00
Version:      REV 08          CLEI Code:        IPMYA4EJRA
ID: Front Panel Display      FRU Model Number:  MX2010-CRAFT-S
Board Information Record:
Address 0x00: ff ff ff ff ff ff ff ff ff ff ff ff ff ff ff
I2C Hex Data:
Address 0x00: 7f b0 02 ff 0b 64 01 08 52 45 56 20 30 38 00 00
Address 0x10: 00 00 00 00 37 36 30 2d 30 34 34 36 33 34 00 00
Address 0x20: 53 2f 4e 20 41 42 42 56 39 37 32 36 00 0a 09 07
Address 0x30: dc ff ff ff ff ff ff ff ff ff ff ff ff ff ff
Address 0x40: ff ff ff ff 01 49 50 4d 59 41 34 45 4a 52 41 4d
Address 0x50: 58 32 30 31 30 2d 43 52 41 46 54 2d 53 00 00 00
Address 0x60: 00 00 00 00 00 00 41 00 00 ff ff ff ff ff ff ff
Address 0x70: ff ff ff 93 ff ff ff ff ff ff ff ff ff ff ff ff

PSM 0              REV 01    740-045050    1E02224000P      DC 52V Power Supply
Module
Jedec Code:    0x7fb0          EEPROM Version:    0x02
P/N:          740-045050          S/N:          1E02224000P
Assembly ID:  0x0478          Assembly Version:  01.01
Date:         12-06-2012        Assembly Flags:    0x00
Version:      REV 01          CLEI Code:        XXXXXXXXXX
ID: DC 52V Power Supply Module  FRU Model Number:  MX2000-PSM-HC-DC-S-A
Board Information Record:
Address 0x00: ff ff ff ff ff ff ff ff ff ff ff ff ff ff ff
I2C Hex Data:
Address 0x00: 7f b0 02 ff 04 78 01 01 52 45 56 20 30 31 00 00
Address 0x10: 00 00 00 00 37 34 30 2d 30 34 35 30 35 30 00 00
Address 0x20: 31 45 30 32 32 32 34 30 30 30 50 00 00 06 0c 07
Address 0x30: dc ff ff ff ff ff ff ff ff ff ff ff ff ff ff
Address 0x40: ff ff ff ff 01 58 58 58 58 58 58 58 58 58 58 4d
Address 0x50: 58 32 30 30 30 2d 50 53 4d 2d 48 43 2d 44 43 2d
Address 0x60: 53 2d 41 00 00 00 31 30 31 ff ff ff ff ff ff ff
Address 0x70: ff ff ff 4a 00 00 00 00 00 00 00 00 00 00 00 00

PSM 1              REV 01    740-045050    1E02224000M      DC 52V Power Supply
Module
Jedec Code:    0x7fb0          EEPROM Version:    0x02
P/N:          740-045050          S/N:          1E02224000M
Assembly ID:  0x0478          Assembly Version:  01.01
Date:         12-06-2012        Assembly Flags:    0x00
Version:      REV 01          CLEI Code:        XXXXXXXXXX
ID: DC 52V Power Supply Module  FRU Model Number:  MX2000-PSM-HC-DC-S-A
Board Information Record:
Address 0x00: ff ff ff ff ff ff ff ff ff ff ff ff ff ff ff
I2C Hex Data:
Address 0x00: 7f b0 02 ff 04 78 01 01 52 45 56 20 30 31 00 00
Address 0x10: 00 00 00 00 37 34 30 2d 30 34 35 30 35 30 00 00
Address 0x20: 31 45 30 32 32 32 34 30 30 30 4d 00 00 06 0c 07

```

```

Address 0x30: dc ff ff ff ff ff ff ff ff ff ff ff ff ff ff
Address 0x40: ff ff ff ff 01 58 58 58 58 58 58 58 58 58 58 4d
Address 0x50: 58 32 30 30 30 2d 50 53 4d 2d 48 43 2d 44 43 2d
Address 0x60: 53 2d 41 00 00 00 31 30 31 ff ff ff ff ff ff ff
Address 0x70: ff ff ff 4a 00 00 00 00 00 00 00 00 00 00 00 00
...
PDM 0          REV 01  740-045234  1E262250067      DC Power Dist Module
Jedec Code:    0x7fb0          EEPROM Version:    0x02
P/N:           740-045234      S/N:             1E262250067
Assembly ID:   0x047b          Assembly Version: 01.01
Date:          06-28-2012      Assembly Flags:   0x00
Version:       REV 01          CLEI Code:        IPUPAJSKAA
ID: DC Power Dist Module      FRU Model Number: MX2000-PDM-DC-S-A
Board Information Record:
Address 0x00: ff ff ff ff ff ff ff ff ff ff ff ff ff ff ff
I2C Hex Data:
Address 0x00: 7f b0 02 ff 04 7b 01 01 52 45 56 20 30 31 00 00
Address 0x10: 00 00 00 00 37 34 30 2d 30 34 35 32 33 34 00 00
Address 0x20: 31 45 32 36 32 32 35 30 30 36 37 00 00 1c 06 07
Address 0x30: dc ff ff ff ff ff ff ff ff ff ff ff ff ff ff
Address 0x40: ff ff ff ff 01 49 50 55 50 41 4a 53 4b 41 41 4d
Address 0x50: 58 32 30 30 30 2d 50 44 4d 2d 44 43 2d 53 2d 41
Address 0x60: 00 00 00 00 00 00 31 30 31 ff ff ff ff ff ff ff
Address 0x70: ff ff ff 89 00 00 00 00 00 00 00 00 00 00 00 00
Routing Engine 0 REV 02  740-041821  9009099704      RE-S-1800x4
Jedec Code:    0x7fb0          EEPROM Version:    0x02
P/N:           740-041821      S/N:             9009099704
Assembly ID:   0x09c0          Assembly Version: 01.02
Date:          03-15-2012      Assembly Flags:   0x00
Version:       REV 02
ID: RE-S-1800x4          FRU Model Number: RE-S-1800X4-16G-S
Board Information Record:
Address 0x00: 54 32 30 32 37 44 41 2d 34 34 47 42 23 41 23 00
I2C Hex Data:
Address 0x00: 7f b0 02 ff 09 c0 01 02 52 45 56 20 30 32 00 00
Address 0x10: 00 00 00 00 37 34 30 2d 30 34 31 38 32 31 00 00
Address 0x20: 39 30 30 39 30 39 39 37 30 34 00 00 00 0f 03 07
Address 0x30: dc ff ff ff 54 32 30 32 37 44 41 2d 34 34 47 42
Address 0x40: 23 41 23 00 01 00 00 00 00 00 00 00 00 00 00 52
Address 0x50: 45 2d 53 2d 31 38 30 30 58 34 2d 31 36 47 2d 53
Address 0x60: 00 00 00 00 00 00 41 30 30 ff ff ff ff ff ff ff
Address 0x70: ff ff ff 8c ff ff ff ff ff ff ff ff ff ff ff ff
ad0  3831 MB  UGB30SFA4000T1      SFA4000T1 00000651 Compact Flash
ad1  30533 MB UGB94BPH32H0S1-KCI  11000019592      Disk 1
usb0 (addr 1) EHCI root hub 0      Intel      uhub0
usb0 (addr 2) product 0x0020 32     vendor 0x8087    uhub1
DIMM 0      SGU04G72H1BD2SA-BB DIE REV-52 PCB REV-54 MFR ID-ce80
DIMM 1      SGU04G72H1BD2SA-BB DIE REV-52 PCB REV-54 MFR ID-ce80
DIMM 2      SGU04G72H1BD2SA-BB DIE REV-52 PCB REV-54 MFR ID-ce80
DIMM 3      SGU04G72H1BD2SA-BB DIE REV-52 PCB REV-54 MFR ID-ce80
Routing Engine 1 REV 02  740-041821  9009099706      RE-S-1800x4
Jedec Code:    0x7fb0          EEPROM Version:    0x02
P/N:           740-041821      S/N:             9009099706
Assembly ID:   0x09c0          Assembly Version: 01.02
Date:          02-23-2012      Assembly Flags:   0x00
Version:       REV 02
ID: RE-S-1800x4          FRU Model Number: RE-S-1800X4-16G-S
Board Information Record:
Address 0x00: 54 32 30 32 37 44 41 2d 34 34 47 42 23 41 23 00
I2C Hex Data:
Address 0x00: 7f b0 02 ff 09 c0 01 02 52 45 56 20 30 32 00 00

```

```

Address 0x10: 00 00 00 00 37 34 30 2d 30 34 31 38 32 31 00 00
Address 0x20: 39 30 30 39 30 39 37 30 36 00 00 00 17 02 07
Address 0x30: dc ff ff ff 54 32 30 32 37 44 41 2d 34 34 47 42
Address 0x40: 23 41 23 00 01 00 00 00 00 00 00 00 00 00 52
Address 0x50: 45 2d 53 2d 31 38 30 30 58 34 2d 31 36 47 2d 53
Address 0x60: 00 00 00 00 00 00 41 30 30 ff ff ff ff ff ff ff
Address 0x70: ff ff ff 8c ff ff ff ff ff ff ff ff ff ff ff ff
ad0    3998 MB  Virtium - TuffDrive VCF P1T0200262860208 114 Compact Flash
ad1    30533 MB UGB94ARF32H0S3-KC UNIGEN-499551-000404 Disk 1
CB 0          REV 13    750-040257    CAAF8436          Control Board
Jedec Code:   0x7fb0          EEPROM Version:   0x02
P/N:          750-040257      S/N:          CAAF8436
Assembly ID:  0x0b26          Assembly Version: 01.13
Date:         08-29-2012      Assembly Flags:  0x00
Version:      REV 13          CLEI Code:      PROTOXCLEI
ID: Control Board          FRU Model Number: PROTO-ASSEMBLY
Board Information Record:
Address 0x00: ff ff ff ff ff ff ff ff ff ff ff ff ff ff ff ff
I2C Hex Data:
Address 0x00: 7f b0 02 ff 0b 26 01 0d 52 45 56 20 31 33 00 00
Address 0x10: 00 00 00 00 37 35 30 2d 30 34 30 32 35 37 00 00
Address 0x20: 53 2f 4e 20 43 41 41 46 38 34 33 36 00 1d 08 07
Address 0x30: dc ff ff ff ff ff ff ff ff ff ff ff ff ff ff ff
Address 0x40: ff ff ff ff 01 50 52 4f 54 4f 58 43 4c 45 49 50
Address 0x50: 52 4f 54 4f 2d 41 53 53 45 4d 42 4c 59 00 00 00
Address 0x60: 00 00 00 00 00 00 41 30 30 ff ff ff ff ff ff ff
Address 0x70: ff ff ff c2 ff ff ff ff ff ff ff ff ff ff ff ff
...
SPMB 0        REV 02    711-041855    ABBV3825          PMB Board
Jedec Code:   0x7fb0          EEPROM Version:   0x01
P/N:          711-041855      S/N:          ABBV3825
Assembly ID:  0x0b29          Assembly Version: 01.02
Date:         08-14-2012      Assembly Flags:  0x00
Version:      REV 02
ID: PMB Board
Board Information Record:
Address 0x00: ff ff ff ff ff ff ff ff ff ff ff ff ff ff ff ff
I2C Hex Data:
Address 0x00: 7f b0 01 ff 0b 29 01 02 52 45 56 20 30 32 00 00
Address 0x10: 00 00 00 00 37 31 31 2d 30 34 31 38 35 35 00 00
Address 0x20: 53 2f 4e 20 41 42 42 56 33 38 32 35 00 0e 08 07
Address 0x30: dc ff ff ff ff ff ff ff ff ff ff ff ff ff ff ff
Address 0x40: ff ff ff ff 00 ff ff ff ff ff ff ff ff ff ff ff
Address 0x50: ff ff ff ff ff ff ff ff ff ff ff ff ff ff ff ff
Address 0x60: ff ff ff ff ff ff ff ff ff ff ff ff ff ff ff ff
Address 0x70: ff ff ff ff 00 00 00 00 00 00 00 00 00 00 00 00
...
SFB 0          REV 05    711-044466    ABBX5682          Switch Fabric Board
Jedec Code:   0x7fb0          EEPROM Version:   0x02
P/N:          711-044466      S/N:          ABBX5682
Assembly ID:  0x0b25          Assembly Version: 01.05
Date:         09-07-2012      Assembly Flags:  0x00
Version:      REV 05          CLEI Code:      PROTOXCLEI
ID: Switch Fabric Board      FRU Model Number: PROTO-ASSEMBLY
Board Information Record:
Address 0x00: ff ff ff ff ff ff ff ff ff ff ff ff ff ff ff ff
I2C Hex Data:
Address 0x00: 7f b0 02 ff 0b 25 01 05 52 45 56 20 30 35 00 00
Address 0x10: 00 00 00 00 37 31 31 2d 30 34 34 34 36 36 00 00
Address 0x20: 53 2f 4e 20 41 42 42 58 35 36 38 32 00 07 09 07
Address 0x30: dc ff ff ff ff ff ff ff ff ff ff ff ff ff ff ff

```

```

Address 0x40: ff ff ff ff 01 50 52 4f 54 4f 58 43 4c 45 49 50
Address 0x50: 52 4f 54 4f 2d 41 53 53 45 4d 42 4c 59 00 00 00
Address 0x60: 00 00 00 00 00 00 41 30 30 ff ff ff ff ff ff ff
Address 0x70: ff ff ff c2 00 00 00 01 00 00 00 00 00 00 48 00
...
FPC 0          REV 09   750-037355   CAAF0924          MPC Type 4-2
Jedec Code:    0x7fb0          EEPROM Version:    0x02
P/N:           750-037355      S/N:              CAAF0924
Assembly ID:   0x0b4e          Assembly Version:  01.09
Date:          05-21-2012      Assembly Flags:    0x00
Version:       REV 09          CLEI Code:         PROTOXCLEI
ID: MPC Type 4-2              FRU Model Number: MPC4E-2CGE-8XGE
Board Information Record:
Address 0x00: ff ff ff ff ff ff ff ff ff ff ff ff ff ff ff ff
I2C Hex Data:
Address 0x00: 7f b0 02 ff 0b 4e 01 09 52 45 56 20 30 39 00 00
Address 0x10: 00 00 00 00 37 35 30 2d 30 33 37 33 35 35 00 00
Address 0x20: 53 2f 4e 20 43 41 41 46 30 39 32 34 00 15 05 07
Address 0x30: dc ff ff ff ff ff ff ff ff ff ff ff ff ff ff ff
Address 0x40: ff ff ff ff 01 50 52 4f 54 4f 58 43 4c 45 49 4d
Address 0x50: 50 43 34 45 2d 32 43 47 45 2d 38 58 47 45 00 00
Address 0x60: 00 00 00 00 00 00 30 39 00 ff ff ff ff ff ff ff
Address 0x70: ff ff ff c6 ff ff ff ff ff ff ff ff ff ff ff ff
CPU          REV 08   711-035209   CAAB9842          HMPC PMB 2G
Jedec Code:    0x7fb0          EEPROM Version:    0x01
P/N:           711-035209      S/N:              CAAB9842
Assembly ID:   0x0b04          Assembly Version:  01.08
Date:          05-17-2012      Assembly Flags:    0x00
Version:       REV 08
ID: HMPC PMB 2G
Board Information Record:
Address 0x00: ff ff ff ff ff ff ff ff ff ff ff ff ff ff ff ff
I2C Hex Data:
Address 0x00: 7f b0 01 ff 0b 04 01 08 52 45 56 20 30 38 00 00
Address 0x10: 00 00 00 00 37 31 31 2d 30 33 35 32 30 39 00 00
Address 0x20: 53 2f 4e 20 43 41 41 42 39 38 34 32 00 11 05 07
Address 0x30: dc ff ff ff ff ff ff ff ff ff ff ff ff ff ff ff
Address 0x40: ff ff ff ff 00 ff ff ff ff ff ff ff ff ff ff ff
Address 0x50: ff ff ff ff ff ff ff ff ff ff ff ff ff ff ff ff
Address 0x60: ff ff ff ff ff ff ff ff ff ff ff ff ff ff ff ff
Address 0x70: ff ff ff ff 00 00 00 00 00 00 00 00 00 00 00 00
PIC 0          BUILTIN    BUILTIN          4x10GE SFPP
Jedec Code:    0x0000          EEPROM Version:    0x00
P/N:           BUILTIN        S/N:              BUILTIN
Assembly ID:   0x0a53          Assembly Version:  00.00
Date:          00-00-0000      Assembly Flags:    0x00
ID: 4x10GE SFPP
Board Information Record:
Address 0x00: 00 00 00 00 00 00 00 00 00 00 00 00 00 00 00 00
I2C Hex Data:
Address 0x00: 00 00 00 00 0a 53 00 00 00 00 00 00 00 00 00 00
Address 0x10: 00 00 00 00 42 55 49 4c 54 49 4e 00 4d 58 43 00
Address 0x20: 42 55 49 4c 54 49 4e 00 4d 58 43 00 00 00 00 00
Address 0x30: 00 00 00 00 00 00 00 00 00 00 00 00 00 00 00 00
Address 0x40: 00 00 00 00 00 00 00 00 00 00 00 00 00 00 00 00
Address 0x50: 00 00 00 00 00 00 00 00 00 00 00 00 00 00 00 00
Address 0x60: 00 00 00 00 00 00 00 00 00 00 00 00 00 00 00 00
Address 0x70: 00 00 00 00 c0 02 ae 64 00 00 00 00 0a 52 00 00
Xcvr 0        REV 01   740-021308   19T511101656      SFP+-10G-SR
Xcvr 1        REV 01   740-031980   AMA04RU            SFP+-10G-SR
Xcvr 2        REV 01   740-031980   193363A00558      SFP+-10G-SR

```

```

Xcvr 3      REV 01  740-031980  B10M00202      SFP+-10G-SR
...
ADC 0      REV 13  750-043596  ABBX5532      Adapter Card
Jedec Code: 0x7fb0      EEPROM Version: 0x02
P/N:      750-043596      S/N:      ABBX5532
Assembly ID: 0x0b3d      Assembly Version: 01.13
Date:      09-12-2012      Assembly Flags: 0x00
Version:    REV 13      CLEI Code:      IPUCBA8CAA
ID: Adapter Card      FRU Model Number: MX2000-LC-ADAPTER
Board Information Record:
Address 0x00: ff ff ff ff ff ff ff ff ff ff ff ff ff ff ff
I2C Hex Data:
Address 0x00: 7f b0 02 ff 0b 3d 01 0d 52 45 56 20 31 33 00 00
Address 0x10: 00 00 00 00 37 35 30 2d 30 34 33 35 39 36 00 00
Address 0x20: 53 2f 4e 20 41 42 42 58 35 35 33 32 00 0c 09 07
Address 0x30: dc ff ff ff ff ff ff ff ff ff ff ff ff ff ff
Address 0x40: ff ff ff ff 01 49 50 55 43 42 41 38 43 41 41 4d
Address 0x50: 58 32 30 30 30 2d 4c 43 2d 41 44 41 50 54 45 52
Address 0x60: 00 00 00 00 00 00 41 00 00 ff ff ff ff ff ff
Address 0x70: ff ff ff 3a 00 00 00 00 00 00 00 00 00 00 00
...

```

show chassis hardware models (MX2010 Router)

```

user@host > show chassis hardware models
Hardware inventory:
Item          Version  Part number  Serial number  FRU model number
FPM Board     REV 06  711-032349  ZX8744        711-032349
PSM 4         REV 0C  740-033727  VK00254      000000000000000000000000
PSM 5         REV 0B  740-033727  VG00015      000000000000000000000000
PSM 6         REV 0B  740-033727  VH00097      000000000000000000000000
PSM 7         REV 0C  740-033727  VJ00151      000000000000000000000000
PSM 8         REV 0C  740-033727  VJ00149      000000000000000000000000
PDM 0         REV 0B  740-038109  WA00008      711-032385
PDM 1         REV 0B  740-038109  WA00014      711-032385
Routing Engine 0 REV 02  740-041821  9009094134   RE-S-1800X4-16G-S
Routing Engine 1 REV 02  740-041821  9009094141   RE-S-1800X4-16G-S
CB 0          REV 08  750-040257  CAAB3491     750-040257
CB 1          REV 08  750-040257  CAAB3489     750-040257
SFB 0         REV 06  711-032385  ZV1828      711-032385
SFB 1         REV 07  711-032385  ZZ2568      711-032385
SFB 2         REV 07  711-032385  ZZ2563      711-032385
SFB 3         REV 07  711-032385  ZZ2564      711-032385
SFB 4         REV 07  711-032385  ZZ2580      711-032385
SFB 5         REV 07  711-032385  ZZ2579      711-0323856
SFB 6         REV 07  711-032385  CAAB4882     711-044170
SFB 7         REV 07  711-032385  CAAB4898     711-044170
FPC 0         REV 33  750-028467  CAAB1919     MPC-3D-16XGE-SFPP
FPC 1         REV 21  750-033205  ZG5027       MX-MPC3-3D
  MIC 0        REV 03  750-033307  ZV6299       MIC3-3D-10XGE-SFPP
  MIC 1        REV 03  750-033307  ZV6268       MIC3-3D-10XGE-SFPP
FPC 8         REV 22  750-031089  ZT9746       MX-MPC2-3D
  MIC 0        REV 26  750-028392  ABB51150     MIC-3D-20GE-SFP
  MIC 1        REV 26  750-028387  ABBR9582     MIC-3D-4XGE-XFP
FPC 9         REV 11  750-036284  ZL3591       MPCE-3D-16XGE-SFPP
ADC 0         REV 05  750-043596  CAAC2073     750-043596
ADC 1         REV 01  750-043596  ZV4117       750-043596
ADC 8         REV 01  750-043596  ZV4107       750-043596
ADC 9         REV 02  750-043596  ZW1555       750-043596
Fan Tray 0    REV 2A  760-046960  ACAY0015
Fan Tray 1    REV 2A  760-046960  ACAY0019

```

```

Fan Tray 2      REV 2A  760-046960  ACAY0020
Fan Tray 3      REV 2A  760-046960  ACAY0021

```

show chassis hardware clei-models (MX2010 Routers)

```

user@host > show chassis hardware clei-models
Hardware inventory:
Item                Version  Part number  CLEI code  FRU model number
FPM Board           REV 06  711-032349  PROTOXCLEI 711-032349
PSM 4               REV 0C  740-033727  0000000000 000000000000000000000000
PSM 5               REV 0B  740-033727  0000000000 000000000000000000000000
PSM 6               REV 0B  740-033727  0000000000 000000000000000000000000
PSM 7               REV 0C  740-033727  0000000000 000000000000000000000000
PSM 8               REV 0C  740-033727  0000000000 000000000000000000000000
PDM 0               REV 0B  740-038109
PDM 1               REV 0B  740-038109
Routing Engine 0    REV 02  740-041821  RE-S-1800X4-16G-S
Routing Engine 1    REV 02  740-041821  RE-S-1800X4-16G-S
CB 0                REV 08  750-040257  PROTOXCLEI 750-040257
CB 1                REV 08  750-040257  PROTOXCLEI 750-040257
SFB 0               REV 06  711-032385  PROTOXCLEI 711-032385
SFB 1               REV 07  711-032385  PROTOXCLEI 711-032385
SFB 2               REV 07  711-032385  PROTOXCLEI 711-032385
SFB 3               REV 07  711-032385  PROTOXCLEI 711-032385
SFB 4               REV 07  711-032385  PROTOXCLEI 711-032385
SFB 5               REV 07  711-032385  PROTOXCLEI 711-0323856
SFB 6               REV 07  711-032385  PROTOXCLEI 711-044170
SFB 7               REV 07  711-032385  PROTOXCLEI 711-044170
FPC 0               REV 33  750-028467  MPC-3D-16XGE-SFPP
FPC 1               REV 21  750-033205  MX-MPC3-3D
    MIC 0            REV 03  750-033307  PROTOXCLEI MIC3-3D-10XGE-SFPP
    MIC 1            REV 03  750-033307  PROTOXCLEI MIC3-3D-10XGE-SFPP
FPC 8               REV 22  750-031089  COUIBAYBAA MX-MPC2-3D
    MIC 0            REV 26  750-028392  COUIA15BAA MIC-3D-20GE-SFP
    MIC 1            REV 26  750-028387  COUIA16BAA MIC-3D-4XGE-XFP
FPC 9               REV 11  750-036284  CMUIACGBAA MPCE-3D-16XGE-SFPP
ADC 0               REV 05  750-043596  PROTOXCLEI 750-043596
ADC 1               REV 01  750-043596  PROTOXCLEI 750-043596
ADC 8               REV 01  750-043596  PROTOXCLEI 750-043596
ADC 9               REV 02  750-043596  PROTOXCLEI 750-043596
Fan Tray 0          REV 2A  760-046960
Fan Tray 1          REV 2A  760-046960
Fan Tray 2          REV 2A  760-046960
Fan Tray 3          REV 2A  760-046960

```

show chassis hardware (MX2010 Routers with MPC6E and OTN MIC)

```

user@host> show chassis hardware
Hardware inventory:
Item                Version  Part number  Serial number  Description
Chassis              REV 35  750-044636  JN11C9AFEAFK  MX2010
Midplane             REV 02  711-044557  ABAB9188      Lower Backplane
Midplane 1           REV 04  711-032426  ACAJ2432      Upper Backplane
PMP                  REV 09  760-044634  ABCA4314      Power Midplane
FPM Board            REV 01  740-050037  1EDB321015C   Front Panel Display
PSM 0                REV 01  740-050037  1EDB321015J   DC 52V Power Supply
Module
PSM 1                REV 01  740-050037  1EDB321015J   DC 52V Power Supply
Module
PSM 2                REV 01  740-050037  1EDB32000K8   DC 52V Power Supply
Module

```

PSM 3 Module	REV 01	740-050037	1EDB32101JW	DC 52V Power Supply
PSM 4 Module	REV 01	740-050037	1EDB321015G	DC 52V Power Supply
PSM 5 Module	REV 01	740-050037	1EDB32101HH	DC 52V Power Supply
PSM 6 Module	REV 01	740-050037	1EDB32101HD	DC 52V Power Supply
PSM 7 Module	REV 01	740-050037	1EDB321015F	DC 52V Power Supply
PSM 8 Module	REV 01	740-050037	1EDB321015B	DC 52V Power Supply
PDM 0	REV 03	740-045234	1EFA3220433	DC Power Dist Module
PDM 1	REV 03	740-045234	1EFA3220425	DC Power Dist Module
Routing Engine 0	REV 02	740-041821	9009115685	RE-S-1800x4
Routing Engine 1	REV 02	740-041821	9009099711	RE-S-1800x4
CB 0	REV 23	750-040257	CABE8395	Control Board
CB 1	REV 12	750-040257	CAAD9499	Control Board
SPMB 0	REV 02	711-041855	ABCG8426	PMB Board
SPMB 1	REV 02	711-041855	ABBS1481	PMB Board
SFB 0	REV 06	711-044466	ABCD5013	Switch Fabric Board
SFB 1	REV 06	711-044466	ABCD5160	Switch Fabric Board
SFB 2	REV 06	711-044466	ABCD5175	Switch Fabric Board
SFB 3	REV 06	711-044466	ABCD4938	Switch Fabric Board
SFB 4	REV 06	711-044466	ABCD4944	Switch Fabric Board
SFB 5	REV 06	711-044466	ABCD4968	Switch Fabric Board
SFB 6	REV 06	711-044466	ABCD5267	Switch Fabric Board
SFB 7	REV 06	711-044466	ABCD4997	Switch Fabric Board
FPC 0	REV 59	750-044130	ABCT7676	MPC6E 3D
CPU	REV 10	711-045719	ABCK8527	RMPK PMB
XLM 0	REV 13	711-046638	ABCT7810	MPC6E XL
XLM 1	REV 13	711-046638	ABCT7811	MPC6E XL
FPC 2	REV 27	750-033205	ZL6014	MPCE Type 3 3D
CPU	REV 07	711-035209	ZK9068	HMPK PMB 2G
MIC 0	REV 14	750-033196	CAAW9214	1X100GE CXP
PIC 0		BUILTIN	BUILTIN	1X100GE CXP
Xcvr 0	REV 01	740-046563	XC49FC030	CFP2-100G-SR10
MIC 1	REV 18	750-033199	CAAC3231	1X100GE CFP
PIC 2		BUILTIN	BUILTIN	1X100GE CFP
FPC 3	REV 59	750-044130	ABCT7682	MPC6E 3D
CPU	REV 10	711-045719	ABCK8531	RMPK PMB
XLM 0	REV 13	711-046638	ABCT7818	MPC6E XL
XLM 1	REV 13	711-046638	ABCT7819	MPC6E XL
FPC 4	REV 33	750-044130	ABBY9278	MPC6E 3D
CPU	REV 09	711-045719	ABBY8677	RMPK PMB
XLM 0	REV 06.2.00	711-046638	ABBY8844	MPC6E XL
XLM 1	REV 06.2.00	711-046638	ABBY8830	MPC6E XL
FPC 5	REV 59	750-044130	ABCT7675	MPC6E 3D
CPU	REV 10	711-045719	ABCK8526	RMPK PMB
XLM 0	REV 13	711-046638	ABCT7808	MPC6E XL
XLM 1	REV 13	711-046638	ABCT7809	MPC6E XL
FPC 6	REV 30	750-028467	ZM4986	MPC 3D 16x 10GE
CPU	REV 10	711-029089	ZP6541	AMPC PMB
PIC 0		BUILTIN	BUILTIN	4x 10GE(LAN) SFP+
Xcvr 0	REV 01	740-021308	AQ43GAC	SFP+-10G-SR
PIC 1		BUILTIN	BUILTIN	4x 10GE(LAN) SFP+
Xcvr 0	REV 01	740-031980	ALMOA6D	SFP+-10G-SR
Xcvr 1	REV 01	740-031980	AQFORB3	SFP+-10G-SR
Xcvr 2	REV 01	740-031980	153363A00333	SFP+-10G-SR
Xcvr 3	REV 01	740-021308	AN10KYE	SFP+-10G-SR
PIC 2		BUILTIN	BUILTIN	4x 10GE(LAN) SFP+

Xcvr 0	REV 01	740-021308	APK04YM	SFP+-10G-SR
PIC 3		BUILTIN	BUILTIN	4x 10GE(LAN) SFP+
Xcvr 0	REV 01	740-031980	AQFOH44	SFP+-10G-SR
FPC 8	REV 38	750-031090	CABF7313	MPC Type 2 3D EQ
CPU	REV 08	711-030884	CABE6727	MPC PMB 2G
MIC 0	REV 18	750-028380	YK8253	3D 2x 10GE XFP
PIC 0		BUILTIN	BUILTIN	1x 10GE XFP
Xcvr 0	REV 03	740-014289	AD1148M00TP	XFP-10G-SR
PIC 1		BUILTIN	BUILTIN	1x 10GE XFP
QXM 0	REV 06	711-028408	CABC5614	MPC QXM
QXM 1	REV 06	711-028408	CABC5550	MPC QXM
FPC 9	REV 39	750-044130	ABCK1652	MPC6E 3D
CPU	REV 09	711-045719	ABCK1655	RMPC PMB
MIC 0	REV 09	750-049457	ABCP1230	2X100GE CFP2 OTN
PIC 0		BUILTIN	BUILTIN	2X100GE CFP2 OTN
Xcvr 0		NON-JNPR	37300222WP0002	CFP2-100G-LR4-D
Xcvr 1		NON-JNPR	FD46F001Y	CFP2-100G-SR10
MIC 1	REV 07	750-049457	ABCV6662	2X100GE CFP2 OTN
PIC 1		BUILTIN	BUILTIN	2X100GE CFP2 OTN
Xcvr 0		NON-JNPR	UQD0014	CFP2-100G-LR4-D
Xcvr 1		NON-JNPR	J13J68335	CFP2-100G-LR4-D
XLM 0	REV 07.2.00	711-046638	ABCK5491	MPC6E XL
XLM 1	REV 07.2.00	711-046638	ABCK5475	MPC6E XL
ADC 1	REV 17	750-043596	ABCG9023	Adapter Card
ADC 2	REV 01	750-043596	ZV4079	Adapter Card
ADC 6	REV 17	750-043596	ABCG8866	Adapter Card
ADC 8	REV 17	750-043596	ABCA8993	Adapter Card
Fan Tray 0	REV 06	760-046960	ACAY0354	172mm FanTray - 6 Fans
Fan Tray 1	REV 06	760-046960	ACAY0831	172mm FanTray - 6 Fans
Fan Tray 2	REV 06	760-046960	ACAY0892	172mm FanTray - 6 Fans
Fan Tray 3	REV 06	760-046960	ACAY0839	172mm FanTray - 6 Fans

show chassis hardware detail (MX2010 Routers with MPC6E and OTN MIC)

```
user@host> show chassis hardware detail
```

Hardware inventory:				
Item	Version	Part number	Serial number	Description
Chassis			JN11C9AFEAFK	MX2010
Midplane	REV 35	750-044636	ABAB9188	Lower Backplane
Midplane 1	REV 02	711-044557	ABAB8729	Upper Backplane
PMP	REV 04	711-032426	ACAJ2432	Power Midplane
FRM Board	REV 09	760-044634	ABCA4314	Front Panel Display
PSM 0	REV 01	740-050037	1EDB321015C	DC 52V Power Supply
Module				
PSM 1	REV 01	740-050037	1EDB321015J	DC 52V Power Supply
Module				
PSM 2	REV 01	740-050037	1EDB32000K8	DC 52V Power Supply
Module				
PSM 3	REV 01	740-050037	1EDB32101JW	DC 52V Power Supply
Module				
PSM 4	REV 01	740-050037	1EDB321015G	DC 52V Power Supply
Module				
PSM 5	REV 01	740-050037	1EDB32101HH	DC 52V Power Supply
Module				
PSM 6	REV 01	740-050037	1EDB32101HD	DC 52V Power Supply
Module				
PSM 7	REV 01	740-050037	1EDB321015F	DC 52V Power Supply
Module				
PSM 8	REV 01	740-050037	1EDB321015B	DC 52V Power Supply
Module				
PDM 0	REV 03	740-045234	1EFA3220433	DC Power Dist Module

PDM 1	REV 03	740-045234	1EFA3220425	DC Power Dist Module
Routing Engine 0	REV 02	740-041821	9009115685	RE-S-1800x4
ad0 3998 MB	Virtium - TuffDrive	VCF P1T0200274310822	191 Compact Flash	
ad1 30533 MB	UGB94BPH32H0S1-KCI	11000043190	Disk 1	
usb0 (addr 1)	EHCI root hub 0	Intel	uhub0	
usb0 (addr 2)	product 0x0020 32	vendor 0x8087	uhub1	
DIMM 0	VL31B5263F-F8SD DIE	REV-0 PCB REV-0	MFR ID-ce80	
DIMM 1	VL31B5263F-F8SD DIE	REV-0 PCB REV-0	MFR ID-ce80	
DIMM 2	VL31B5263F-F8SD DIE	REV-0 PCB REV-0	MFR ID-ce80	
DIMM 3	VL31B5263F-F8SD DIE	REV-0 PCB REV-0	MFR ID-ce80	
Routing Engine 1	REV 02	740-041821	9009099711	RE-S-1800x4
ad0 3998 MB	Virtium - TuffDrive	VCF P1T0200262860208	30 Compact Flash	
ad1 30533 MB	UGB94ARF32H0S3-KC	UNIGEN-499551-000146	Disk 1	
CB 0	REV 23	750-040257	CABE8395	Control Board
CB 1	REV 12	750-040257	CAAD9499	Control Board
SPMB 0	REV 02	711-041855	ABCG8426	PMB Board
SPMB 1	REV 02	711-041855	ABBS1481	PMB Board
SFB 0	REV 06	711-044466	ABCD5013	Switch Fabric Board
SFB 1	REV 06	711-044466	ABCD5160	Switch Fabric Board
SFB 2	REV 06	711-044466	ABCD5175	Switch Fabric Board
SFB 3	REV 06	711-044466	ABCD4938	Switch Fabric Board
SFB 4	REV 06	711-044466	ABCD4944	Switch Fabric Board
SFB 5	REV 06	711-044466	ABCD4968	Switch Fabric Board
SFB 6	REV 06	711-044466	ABCD5267	Switch Fabric Board
SFB 7	REV 06	711-044466	ABCD4997	Switch Fabric Board
FPC 0	REV 59	750-044130	ABCT7676	MPC6E 3D
CPU	REV 10	711-045719	ABCK8527	RMPD PMB
XLM 0	REV 13	711-046638	ABCT7810	MPC6E XL
XLM 1	REV 13	711-046638	ABCT7811	MPC6E XL
FPC 2	REV 27	750-033205	ZL6014	MPCE Type 3 3D
CPU	REV 07	711-035209	ZK9068	HMPD PMB 2G
MIC 0	REV 14	750-033196	CAAW9214	1X100GE CXP
PIC 0		BUILTIN	BUILTIN	1X100GE CXP
Xcvr 0	REV 01	740-046563	XC49FC030	CFP2-100G-SR10
MIC 1	REV 18	750-033199	CAAC3231	1X100GE CFP
PIC 2		BUILTIN	BUILTIN	1X100GE CFP
FPC 3	REV 59	750-044130	ABCT7682	MPC6E 3D
CPU	REV 10	711-045719	ABCK8531	RMPD PMB
XLM 0	REV 13	711-046638	ABCT7818	MPC6E XL
XLM 1	REV 13	711-046638	ABCT7819	MPC6E XL
FPC 4	REV 33	750-044130	ABBY9278	MPC6E 3D
CPU	REV 09	711-045719	ABBY8677	RMPD PMB
XLM 0	REV 06.2.00	711-046638	ABBY8844	MPC6E XL
XLM 1	REV 06.2.00	711-046638	ABBY8830	MPC6E XL
FPC 5	REV 59	750-044130	ABCT7675	MPC6E 3D
CPU	REV 10	711-045719	ABCK8526	RMPD PMB
XLM 0	REV 13	711-046638	ABCT7808	MPC6E XL
XLM 1	REV 13	711-046638	ABCT7809	MPC6E XL
FPC 6	REV 30	750-028467	ZM4986	MPC 3D 16x 10GE
CPU	REV 10	711-029089	ZP6541	AMPD PMB
PIC 0		BUILTIN	BUILTIN	4x 10GE(LAN) SFP+
Xcvr 0	REV 01	740-021308	AQ43GAC	SFP+-10G-SR
PIC 1		BUILTIN	BUILTIN	4x 10GE(LAN) SFP+
Xcvr 0	REV 01	740-031980	ALMOA6D	SFP+-10G-SR
Xcvr 1	REV 01	740-031980	AQFORB3	SFP+-10G-SR
Xcvr 2	REV 01	740-031980	153363A00333	SFP+-10G-SR
Xcvr 3	REV 01	740-021308	AN10KYE	SFP+-10G-SR
PIC 2		BUILTIN	BUILTIN	4x 10GE(LAN) SFP+
Xcvr 0	REV 01	740-021308	APK04YM	SFP+-10G-SR
PIC 3		BUILTIN	BUILTIN	4x 10GE(LAN) SFP+
Xcvr 0	REV 01	740-031980	AQFOH44	SFP+-10G-SR

FPC 8	REV 38	750-031090	CABF7313	MPC Type 2 3D EQ
CPU	REV 08	711-030884	CABE6727	MPC PMB 2G
MIC 0	REV 18	750-028380	YK8253	3D 2x 10GE XFP
PIC 0		BUILTIN	BUILTIN	1x 10GE XFP
Xcvr 0	REV 03	740-014289	AD1148M00TP	XFP-10G-SR
PIC 1		BUILTIN	BUILTIN	1x 10GE XFP
QXM 0	REV 06	711-028408	CABC5614	MPC QXM
QXM 1	REV 06	711-028408	CABC5550	MPC QXM
FPC 9	REV 39	750-044130	ABCK1652	MPC6E 3D
CPU	REV 09	711-045719	ABCK1655	RMPC PMB
MIC 0	REV 09	750-049457	ABCP1230	2X100GE CFP2 OTN
PIC 0		BUILTIN	BUILTIN	2X100GE CFP2 OTN
Xcvr 0		NON-JNPR	37300222WP0002	CFP2-100G-LR4-D
Xcvr 1		NON-JNPR	FD46F001Y	CFP2-100G-SR10
MIC 1	REV 07	750-049457	ABCV6662	2X100GE CFP2 OTN
PIC 1		BUILTIN	BUILTIN	2X100GE CFP2 OTN
Xcvr 0		NON-JNPR	UQD0014	CFP2-100G-LR4-D
Xcvr 1		NON-JNPR	J13J68335	CFP2-100G-LR4-D
XLM 0	REV 07.2.00	711-046638	ABCK5491	MPC6E XL
XLM 1	REV 07.2.00	711-046638	ABCK5475	MPC6E XL
ADC 1	REV 17	750-043596	ABCG9023	Adapter Card
ADC 2	REV 01	750-043596	ZV4079	Adapter Card
ADC 6	REV 17	750-043596	ABCG8866	Adapter Card
ADC 8	REV 17	750-043596	ABCA8993	Adapter Card
Fan Tray 0	REV 06	760-046960	ACAY0354	172mm FanTray - 6 Fans
Fan Tray 1	REV 06	760-046960	ACAY0831	172mm FanTray - 6 Fans
Fan Tray 2	REV 06	760-046960	ACAY0892	172mm FanTray - 6 Fans
Fan Tray 3	REV 06	760-046960	ACAY0839	172mm FanTray - 6 Fans

show chassis hardware extensive (MX2010 Routers with MPC6E and OTN MIC)

```

user@host> show chassis hardware extensive
Hardware inventory:
Item          Version  Part number  Serial number  Description
Chassis
Jedec Code:   0x7fb0          EEPROM Version: 0x02
S/N:          JN11C9AFEAFK
Assembly ID:  0x0557          Assembly Version: 00.00
Date:         00-00-0000      Assembly Flags:  0x00
ID: MX2010
Board Information Record:
Address 0x00: 00 00 00 00 00 00 00 00 00 00 00 00 00 00 00 00
I2C Hex Data:
Address 0x00: 7f b0 02 ff 05 57 00 00 00 00 00 00 00 00 00 00
Address 0x10: 00 00 00 00 00 00 00 00 00 00 00 00 00 00 00 00
Address 0x20: 4a 4e 31 31 43 39 41 46 45 41 46 4b 00 00 00 00
Address 0x30: 00 00 00 ff 00 00 00 00 00 00 00 00 00 00 00 00
Address 0x40: 00 00 00 00 00 00 00 00 00 00 00 00 00 00 00 00
Address 0x50: 00 00 00 00 00 00 00 00 00 00 00 00 00 00 00 00
Address 0x60: 00 00 00 00 00 00 00 00 00 00 00 00 00 00 00 00
Address 0x70: 00 00 00 00 00 00 00 00 00 00 00 00 00 00 00 00
Midplane      REV 35      750-044636  ABAB9188      Lower Backplane
Jedec Code:   0x7fb0          EEPROM Version: 0x02
P/N:          750-044636      S/N:          ABAB9188
Assembly ID:  0x0b66          Assembly Version: 01.35
Date:         06-21-2013      Assembly Flags: 0x00
Version:      REV 35          CLEI Code:    IPMU810ARA
ID: Lower Backplane          FRU Model Number: CHAS-BP-MX2010-S
Board Information Record:
Address 0x00: ad 01 08 00 3c 8a b0 38 68 00 ff ff ff ff ff ff
I2C Hex Data:

```

```

Address 0x00: 7f b0 02 ff 0b 66 01 23 52 45 56 20 33 35 00 00
Address 0x10: 00 00 00 00 37 35 30 2d 30 34 34 36 33 36 00 00
Address 0x20: 53 2f 4e 20 41 42 41 42 39 31 38 38 00 15 06 07
Address 0x30: dd ff ff ff ad 01 08 00 3c 8a b0 38 68 00 ff ff
Address 0x40: ff ff ff ff 01 49 50 4d 55 38 31 30 41 52 41 43
Address 0x50: 48 41 53 2d 42 50 2d 4d 58 32 30 31 30 2d 53 00
Address 0x60: 00 00 00 00 00 00 30 36 00 ff ff ff ff ff ff ff
Address 0x70: ff ff ff f8 ff ff ff ff ff ff ff ff ff ff ff ff
Midplane 1      REV 02   711-044557   ABAB8729      Upper Backplane
Jedec Code:    0x7fb0      EEPROM Version:    0x01
P/N:          711-044557   S/N:              ABAB8729
Assembly ID:   0x0b65      Assembly Version:  01.02
Date:         03-21-2013   Assembly Flags:    0x00
Version:       REV 02
ID: Upper Backplane
Board Information Record:
Address 0x00: ff ff ff ff ff ff ff ff ff ff ff ff ff ff ff ff
I2C Hex Data:
Address 0x00: 7f b0 01 ff 0b 65 01 02 52 45 56 20 30 32 00 00
Address 0x10: 00 00 00 00 37 31 31 2d 30 34 34 35 35 37 00 00
Address 0x20: 53 2f 4e 20 41 42 41 42 38 37 32 39 00 15 03 07
Address 0x30: dd ff ff ff ff ff ff ff ff ff ff ff ff ff ff ff
Address 0x40: ff ff ff ff 01 00 00 00 00 00 00 00 00 00 00 00
Address 0x50: 00 00 00 00 00 00 00 00 00 00 00 00 00 00 00 00
Address 0x60: 00 00 00 00 00 00 ff ff ff ff ff ff ff ff ff ff
Address 0x70: ff ff ff ff ff ff ff ff ff ff ff ff ff ff ff ff
PMP            REV 04   711-032426   ACAJ2432      Power Midplane
Jedec Code:    0x7fb0      EEPROM Version:    0x01
P/N:          711-032426   S/N:              ACAJ2432
Assembly ID:   0x045d      Assembly Version:  01.04
Date:         03-28-2013   Assembly Flags:    0x00
Version:       REV 04
ID: Power Midplane
Board Information Record:
Address 0x00: ff ff ff ff ff ff ff ff ff ff ff ff ff ff ff ff
I2C Hex Data:
Address 0x00: 7f b0 01 ff 04 5d 01 04 52 45 56 20 30 34 00 00
Address 0x10: 00 00 00 00 37 31 31 2d 30 33 32 34 32 36 00 00
Address 0x20: 53 2f 4e 20 41 43 41 4a 32 34 33 32 00 1c 03 07
Address 0x30: dd ff ff ff ff ff ff ff ff ff ff ff ff ff ff ff
Address 0x40: ff ff ff ff 01 00 00 00 00 00 00 00 00 00 00 00
Address 0x50: 00 00 00 00 00 00 00 00 00 00 00 00 00 00 00 00
Address 0x60: 00 00 00 00 00 00 ff ff ff ff ff ff ff ff ff ff
Address 0x70: ff ff ff ff ff ff ff ff ff ff ff ff ff ff ff ff
FPM Board      REV 09   760-044634   ABCA4314      Front Panel Display
Jedec Code:    0x7fb0      EEPROM Version:    0x02
P/N:          760-044634   S/N:              ABCA4314
Assembly ID:   0x0b64      Assembly Version:  01.09
Date:         03-28-2013   Assembly Flags:    0x00
Version:       REV 09      CLEI Code:        IPMYA4EJRA
ID: Front Panel Display    FRU Model Number:  MX2010-CRAFT-S
Board Information Record:
Address 0x00: ff ff ff ff ff ff ff ff ff ff ff ff ff ff ff ff
I2C Hex Data:
Address 0x00: 7f b0 02 ff 0b 64 01 09 52 45 56 20 30 39 00 00
Address 0x10: 00 00 00 00 37 36 30 2d 30 34 34 36 33 34 00 00
Address 0x20: 53 2f 4e 20 41 42 43 41 34 33 31 34 00 1c 03 07
Address 0x30: dd ff ff ff ff ff ff ff ff ff ff ff ff ff ff ff
Address 0x40: ff ff ff ff 01 49 50 4d 59 41 34 45 4a 52 41 4d
Address 0x50: 58 32 30 31 30 2d 43 52 41 46 54 2d 53 00 00 00
Address 0x60: 00 00 00 00 00 00 41 00 00 ff ff ff ff ff ff ff

```

```

Address 0x70: ff ff ff 93 ff ff ff ff ff ff ff ff ff ff ff
PSM 0          REV 01  740-050037  1EDB321015C      DC 52V Power Supply
Module
Jedec Code:    0x7fb0          EEPROM Version:    0x02
P/N:           740-050037      S/N:              1EDB321015C
Assembly ID:   0x0478          Assembly Version:  01.01
Date:          05-28-2013      Assembly Flags:    0x00
Version:       REV 01          CLEI Code:         IPUPAKRKAA
ID: DC 52V Power Supply Module FRU Model Number: MX2000-PSM-DC-S
Board Information Record:
Address 0x00: ff ff ff ff ff ff ff ff ff ff ff ff ff ff ff
I2C Hex Data:
Address 0x00: 7f b0 02 ff 04 78 01 01 52 45 56 20 30 31 00 00
Address 0x10: 00 00 00 00 37 34 30 2d 30 35 30 30 33 37 00 00
Address 0x20: 31 45 44 42 33 32 31 30 31 35 43 00 00 1c 05 07
Address 0x30: dd ff ff ff ff ff ff ff ff ff ff ff ff ff ff
Address 0x40: ff ff ff ff 01 49 50 55 50 41 4b 52 4b 41 41 4d
Address 0x50: 58 32 30 30 30 2d 50 53 4d 2d 44 43 2d 53 00 00
Address 0x60: 00 00 00 00 00 00 00 00 31 30 31 ff ff ff ff ff
Address 0x70: ff ff ff 2a 00 00 00 00 00 00 00 00 00 00 00 00
PSM 1          REV 01  740-050037  1EDB321015J      DC 52V Power Supply
Module
Jedec Code:    0x7fb0          EEPROM Version:    0x02
P/N:           740-050037      S/N:              1EDB321015J
Assembly ID:   0x0478          Assembly Version:  01.01
Date:          05-28-2013      Assembly Flags:    0x00
Version:       REV 01          CLEI Code:         IPUPAKRKAA
ID: DC 52V Power Supply Module FRU Model Number: MX2000-PSM-DC-S
Board Information Record:
Address 0x00: ff ff ff ff ff ff ff ff ff ff ff ff ff ff ff
I2C Hex Data:
Address 0x00: 7f b0 02 ff 04 78 01 01 52 45 56 20 30 31 00 00
Address 0x10: 00 00 00 00 37 34 30 2d 30 35 30 30 33 37 00 00
Address 0x20: 31 45 44 42 33 32 31 30 31 35 4a 00 00 1c 05 07
Address 0x30: dd ff ff ff ff ff ff ff ff ff ff ff ff ff ff
Address 0x40: ff ff ff ff 01 49 50 55 50 41 4b 52 4b 41 41 4d
Address 0x50: 58 32 30 30 30 2d 50 53 4d 2d 44 43 2d 53 00 00
Address 0x60: 00 00 00 00 00 00 00 00 31 30 31 ff ff ff ff ff
Address 0x70: ff ff ff 2a 00 00 00 00 00 00 00 00 00 00 00 00
PSM 2          REV 01  740-050037  1EDB32000K8      DC 52V Power Supply
Module
Jedec Code:    0x7fb0          EEPROM Version:    0x02
P/N:           740-050037      S/N:              1EDB32000K8
Assembly ID:   0x0478          Assembly Version:  01.01
Date:          05-23-2013      Assembly Flags:    0x00
Version:       REV 01          CLEI Code:         IPUPAKRKAA
ID: DC 52V Power Supply Module FRU Model Number: MX2000-PSM-DC-S
Board Information Record:
Address 0x00: ff ff ff ff ff ff ff ff ff ff ff ff ff ff ff
I2C Hex Data:
Address 0x00: 7f b0 02 ff 04 78 01 01 52 45 56 20 30 31 00 00
Address 0x10: 00 00 00 00 37 34 30 2d 30 35 30 30 33 37 00 00
Address 0x20: 31 45 44 42 33 32 30 30 30 4b 38 00 00 17 05 07
Address 0x30: dd ff ff ff ff ff ff ff ff ff ff ff ff ff ff
Address 0x40: ff ff ff ff 01 49 50 55 50 41 4b 52 4b 41 41 4d
Address 0x50: 58 32 30 30 30 2d 50 53 4d 2d 44 43 2d 53 00 00
Address 0x60: 00 00 00 00 00 00 00 00 31 30 31 ff ff ff ff ff
Address 0x70: ff ff ff 2a 00 00 00 00 00 00 00 00 00 00 00 00
PSM 3          REV 01  740-050037  1EDB32101JW      DC 52V Power Supply
Module
Jedec Code:    0x7fb0          EEPROM Version:    0x02

```

```

P/N:          740-050037          S/N:          1EDB32101JW
Assembly ID:  0x0478             Assembly Version: 01.01
Date:         05-30-2013         Assembly Flags:  0x00
Version:      REV 01             CLEI Code:       IPUPAKRKAA
ID: DC 52V Power Supply Module   FRU Model Number: MX2000-PSM-DC-S
Board Information Record:
  Address 0x00: ff ff ff ff ff ff ff ff ff ff ff ff ff ff ff
I2C Hex Data:
  Address 0x00: 7f b0 02 ff 04 78 01 01 52 45 56 20 30 31 00 00
  Address 0x10: 00 00 00 00 37 34 30 2d 30 35 30 30 33 37 00 00
  Address 0x20: 31 45 44 42 33 32 31 30 31 4a 57 00 00 1e 05 07
  Address 0x30: dd ff ff ff ff ff ff ff ff ff ff ff ff ff ff
  Address 0x40: ff ff ff ff 01 49 50 55 50 41 4b 52 4b 41 41 4d
  Address 0x50: 58 32 30 30 30 2d 50 53 4d 2d 44 43 2d 53 00 00
  Address 0x60: 00 00 00 00 00 00 31 30 31 ff ff ff ff ff ff ff
  Address 0x70: ff ff ff 2a 00 00 00 00 00 00 00 00 00 00 00 00
PSM 4          REV 01   740-050037   1EDB321015G   DC 52V Power Supply
Module
Jedec Code:    0x7fb0           EEPROM Version:  0x02
P/N:          740-050037       S/N:          1EDB321015G
Assembly ID:   0x0478          Assembly Version: 01.01
Date:         05-28-2013      Assembly Flags:  0x00
Version:      REV 01          CLEI Code:       IPUPAKRKAA
ID: DC 52V Power Supply Module FRU Model Number: MX2000-PSM-DC-S
Board Information Record:
  Address 0x00: ff ff ff ff ff ff ff ff ff ff ff ff ff ff ff
I2C Hex Data:
  Address 0x00: 7f b0 02 ff 04 78 01 01 52 45 56 20 30 31 00 00
  Address 0x10: 00 00 00 00 37 34 30 2d 30 35 30 30 33 37 00 00
  Address 0x20: 31 45 44 42 33 32 31 30 31 35 47 00 00 1c 05 07
  Address 0x30: dd ff ff ff ff ff ff ff ff ff ff ff ff ff ff
  Address 0x40: ff ff ff ff 01 49 50 55 50 41 4b 52 4b 41 41 4d
  Address 0x50: 58 32 30 30 30 2d 50 53 4d 2d 44 43 2d 53 00 00
  Address 0x60: 00 00 00 00 00 00 31 30 31 ff ff ff ff ff ff ff
  Address 0x70: ff ff ff 2a 00 00 00 00 00 00 00 00 00 00 00 00
PSM 5          REV 01   740-050037   1EDB32101HH   DC 52V Power Supply
Module
Jedec Code:    0x7fb0           EEPROM Version:  0x02
P/N:          740-050037       S/N:          1EDB32101HH
Assembly ID:   0x0478          Assembly Version: 01.01
Date:         05-30-2013      Assembly Flags:  0x00
Version:      REV 01          CLEI Code:       IPUPAKRKAA
ID: DC 52V Power Supply Module FRU Model Number: MX2000-PSM-DC-S
Board Information Record:
  Address 0x00: ff ff ff ff ff ff ff ff ff ff ff ff ff ff ff
I2C Hex Data:
  Address 0x00: 7f b0 02 ff 04 78 01 01 52 45 56 20 30 31 00 00
  Address 0x10: 00 00 00 00 37 34 30 2d 30 35 30 30 33 37 00 00
  Address 0x20: 31 45 44 42 33 32 31 30 31 48 48 00 00 1e 05 07
  Address 0x30: dd ff ff ff ff ff ff ff ff ff ff ff ff ff ff
  Address 0x40: ff ff ff ff 01 49 50 55 50 41 4b 52 4b 41 41 4d
  Address 0x50: 58 32 30 30 30 2d 50 53 4d 2d 44 43 2d 53 00 00
  Address 0x60: 00 00 00 00 00 00 31 30 31 ff ff ff ff ff ff ff
  Address 0x70: ff ff ff 2a 00 00 00 00 00 00 00 00 00 00 00 00
PSM 6          REV 01   740-050037   1EDB32101HD   DC 52V Power Supply
Module
Jedec Code:    0x7fb0           EEPROM Version:  0x02
P/N:          740-050037       S/N:          1EDB32101HD
Assembly ID:   0x0478          Assembly Version: 01.01
Date:         05-30-2013      Assembly Flags:  0x00
Version:      REV 01          CLEI Code:       IPUPAKRKAA

```

```

ID: DC 52V Power Supply Module  FRU Model Number:  MX2000-PSM-DC-S
Board Information Record:
  Address 0x00: ff ff ff ff ff ff ff ff ff ff ff ff ff ff ff ff
I2C Hex Data:
  Address 0x00: 7f b0 02 ff 04 78 01 01 52 45 56 20 30 31 00 00
  Address 0x10: 00 00 00 00 37 34 30 2d 30 35 30 30 33 37 00 00
  Address 0x20: 31 45 44 42 33 32 31 30 31 48 44 00 00 1e 05 07
  Address 0x30: dd ff ff ff ff ff ff ff ff ff ff ff ff ff ff
  Address 0x40: ff ff ff ff 01 49 50 55 50 41 4b 52 4b 41 41 4d
  Address 0x50: 58 32 30 30 30 2d 50 53 4d 2d 44 43 2d 53 00 00
  Address 0x60: 00 00 00 00 00 00 31 30 31 ff ff ff ff ff ff ff
  Address 0x70: ff ff ff 2a 00 00 00 00 00 00 00 00 00 00 00 00
PSM 7          REV 01   740-050037   1EDB321015F   DC 52V Power Supply
Module
Jedec Code:    0x7fb0          EEPROM Version:    0x02
P/N:           740-050037      S/N:              1EDB321015F
Assembly ID:   0x0478          Assembly Version:  01.01
Date:          05-28-2013      Assembly Flags:    0x00
Version:       REV 01          CLEI Code:         IPUPAKRKAA
ID: DC 52V Power Supply Module  FRU Model Number:  MX2000-PSM-DC-S
Board Information Record:
  Address 0x00: ff ff ff ff ff ff ff ff ff ff ff ff ff ff ff ff
I2C Hex Data:
  Address 0x00: 7f b0 02 ff 04 78 01 01 52 45 56 20 30 31 00 00
  Address 0x10: 00 00 00 00 37 34 30 2d 30 35 30 30 33 37 00 00
  Address 0x20: 31 45 44 42 33 32 31 30 31 35 46 00 00 1c 05 07
  Address 0x30: dd ff ff ff ff ff ff ff ff ff ff ff ff ff ff
  Address 0x40: ff ff ff ff 01 49 50 55 50 41 4b 52 4b 41 41 4d
  Address 0x50: 58 32 30 30 30 2d 50 53 4d 2d 44 43 2d 53 00 00
  Address 0x60: 00 00 00 00 00 00 31 30 31 ff ff ff ff ff ff ff
  Address 0x70: ff ff ff 2a 00 00 00 00 00 00 00 00 00 00 00 00
PSM 8          REV 01   740-050037   1EDB321015B   DC 52V Power Supply
Module
Jedec Code:    0x7fb0          EEPROM Version:    0x02
P/N:           740-050037      S/N:              1EDB321015B
Assembly ID:   0x0478          Assembly Version:  01.01
Date:          05-28-2013      Assembly Flags:    0x00
Version:       REV 01          CLEI Code:         IPUPAKRKAA
ID: DC 52V Power Supply Module  FRU Model Number:  MX2000-PSM-DC-S
Board Information Record:
  Address 0x00: ff ff ff ff ff ff ff ff ff ff ff ff ff ff ff ff
I2C Hex Data:
  Address 0x00: 7f b0 02 ff 04 78 01 01 52 45 56 20 30 31 00 00
  Address 0x10: 00 00 00 00 37 34 30 2d 30 35 30 30 33 37 00 00
  Address 0x20: 31 45 44 42 33 32 31 30 31 35 42 00 00 1c 05 07
  Address 0x30: dd ff ff ff ff ff ff ff ff ff ff ff ff ff ff
  Address 0x40: ff ff ff ff 01 49 50 55 50 41 4b 52 4b 41 41 4d
  Address 0x50: 58 32 30 30 30 2d 50 53 4d 2d 44 43 2d 53 00 00
  Address 0x60: 00 00 00 00 00 00 31 30 31 ff ff ff ff ff ff ff
  Address 0x70: ff ff ff 2a 00 00 00 00 00 00 00 00 00 00 00 00
PDM 0          REV 03   740-045234   1EFA3220433   DC Power Dist Module
Jedec Code:    0x7fb0          EEPROM Version:    0x02
P/N:           740-045234      S/N:              1EFA3220433
Assembly ID:   0x047b          Assembly Version:  01.03
Date:          05-30-2013      Assembly Flags:    0x00
Version:       REV 03          CLEI Code:         IPUPAJSKAA
ID: DC Power Dist Module      FRU Model Number:  MX2000-PDM-DC-S
Board Information Record:
  Address 0x00: ff ff ff ff ff ff ff ff ff ff ff ff ff ff ff ff
I2C Hex Data:
  Address 0x00: 7f b0 02 ff 04 7b 01 03 52 45 56 20 30 33 00 00

```

```

Address 0x10: 00 00 00 00 37 34 30 2d 30 34 35 32 33 34 00 00
Address 0x20: 31 45 46 41 33 32 32 30 34 33 33 00 00 1e 05 07
Address 0x30: dd ff ff ff ff ff ff ff ff ff ff ff ff ff ff
Address 0x40: ff ff ff ff 01 49 50 55 50 41 4a 53 4b 41 41 4d
Address 0x50: 58 32 30 30 30 2d 50 44 4d 2d 44 43 2d 53 00 00
Address 0x60: 00 00 00 00 00 00 31 30 33 ff ff ff ff ff ff ff
Address 0x70: ff ff ff 1d 00 00 00 00 00 00 00 00 00 00 00 00
PDM 1          REV 03    740-045234    1EFA3220425    DC Power Dist Module
Jedec Code:    0x7fb0          EEPROM Version:    0x02
P/N:           740-045234      S/N:              1EFA3220425
Assembly ID:   0x047b          Assembly Version:  01.03
Date:          05-30-2013      Assembly Flags:    0x00
Version:       REV 03          CLEI Code:         IPUPAJSKAA
ID: DC Power Dist Module      FRU Model Number:  MX2000-PDM-DC-S
Board Information Record:
Address 0x00: ff ff ff ff ff ff ff ff ff ff ff ff ff ff ff
..

```

show chassis hardware (MX2020 Router)

```

user@host > show chassis hardware
Hardware inventory:

```

Item	Version	Part number	Serial number	Description
Chassis			JN11E2227AFJ	MX2020
Midplane	REV 27	750-040240	ABAB9384	Lower Power Midplane
Midplane 1	REV 04	711-032386	ABAB9386	Upper Backplane
PMP 1	REV 05	711-032428	ACAJ1579	Upper Power Midplane
PMP 0	REV 04	711-032426	ACAJ1524	Lower Power Midplane
FPM Board	REV 06	760-040242	ABBT8837	Front Panel Display
PSM 0	REV 01	740-045050	1E022240056	DC 52V Power Supply
Module				
PSM 1	REV 01	740-045050	1E022240054	DC 52V Power Supply
Module				
PSM 2	REV 01	740-045050	1E02224005H	DC 52V Power Supply
Module				
PSM 3	REV 01	740-045050	1E022240053	DC 52V Power Supply
Module				
PSM 4	REV 01	740-045050	1E02224004K	DC 52V Power Supply
Module				
PSM 7	REV 01	740-045050	1E02224006W	DC 52V Power Supply
Module				
PSM 8	REV 01	740-045050	1E022240062	DC 52V Power Supply
Module				
PSM 9	REV 01	740-045050	1E02224005B	DC 52V Power Supply
Module				
PSM 10	REV 01	740-045050	1E02224005A	DC 52V Power Supply
Module				
PSM 11	REV 01	740-045050	1E022240052	DC 52V Power Supply
Module				
PSM 12	REV 01	740-045050	1E022240051	DC 52V Power Supply
Module				
PSM 13	REV 01	740-045050	1E022240058	DC 52V Power Supply
Module				
PSM 14	REV 01	740-045050	1E02224004L	DC 52V Power Supply
Module				
PSM 15	REV 01	740-045050	1E02224005M	DC 52V Power Supply
Module				
PSM 16	REV 01	740-045050	1E02224006S	DC 52V Power Supply
Module				
PSM 17	REV 01	740-045050	1E02224005Z	DC 52V Power Supply
Module				

PDM 0	REV 01	740-045234	1E012150033	DC Power Dist Module
PDM 1	REV 01	740-045234	1E012150027	DC Power Dist Module
PDM 2	REV 01	740-045234	1E012150028	DC Power Dist Module
PDM 3	REV 01	740-045234	1E012150045	DC Power Dist Module
Routing Engine 0	REV 02	740-041821	9009089704	RE-S-1800x4
Routing Engine 1	REV 02	740-041821	9009094138	RE-S-1800x4
CB 0	REV 14	750-040257	CAAF8430	Control Board
CB 1	REV 08	750-040257	CAAB3482	Control Board
SPMB 0	REV 01	711-041855	ZS2290	PMB Board
SPMB 1	REV 02	711-041855	CAA6141	PMB Board
SFB 0	REV 03	711-044466	ABBV6789	Switch Fabric Board
SFB 1	REV 05	711-044466	ABBX5666	Switch Fabric Board
SFB 2	REV 05	711-044466	ABBX5678	Switch Fabric Board
SFB 3	REV 05	711-044466	ABBX5687	Switch Fabric Board
SFB 4	REV 05	711-044466	ABBX5609	Switch Fabric Board
SFB 5	REV 05	711-044466	ABBX5675	Switch Fabric Board
SFB 6	REV 03	711-044466	ABBV6805	Switch Fabric Board
SFB 7	REV 05	711-044466	ABBX5701	Switch Fabric Board
FPC 0	REV 30	750-028467	ABBN0284	MPC 3D 16x 10GE
CPU	REV 10	711-029089	ABBN0507	AMPC PMB
PIC 0		BUILTIN	BUILTIN	4x 10GE(LAN) SFP+
Xcvr 0	REV 01	740-030658	B11E00990	SFP+-10G-USR
Xcvr 1	REV 01	740-030658	B11E04357	SFP+-10G-USR
Xcvr 2	REV 01	740-030658	B11F01327	SFP+-10G-USR
Xcvr 3	REV 01	740-030658	B11E04375	SFP+-10G-USR
PIC 1		BUILTIN	BUILTIN	4x 10GE(LAN) SFP+
Xcvr 0	REV 01	740-030658	B11E02760	SFP+-10G-USR
Xcvr 1	REV 01	740-030658	B11E02904	SFP+-10G-USR
Xcvr 2	REV 01	740-030658	B11E03963	SFP+-10G-USR
Xcvr 3	REV 01	740-030658	B11E00756	SFP+-10G-USR
PIC 2		BUILTIN	BUILTIN	4x 10GE(LAN) SFP+
Xcvr 0	REV 01	740-030658	B11E04418	SFP+-10G-USR
Xcvr 1	REV 01	740-030658	B11E01077	SFP+-10G-USR
Xcvr 2	REV 01	740-030658	B11E01128	SFP+-10G-USR
Xcvr 3	REV 01	740-030658	B11F01253	SFP+-10G-USR
PIC 3		BUILTIN	BUILTIN	4x 10GE(LAN) SFP+
Xcvr 0	REV 01	740-030658	B11E01140	SFP+-10G-USR
Xcvr 1	REV 01	740-030658	B11F01626	SFP+-10G-USR
Xcvr 2	REV 01	740-030658	B11E01075	SFP+-10G-USR
Xcvr 3	REV 01	740-030658	B11E01177	SFP+-10G-USR
FPC 1	REV 30	750-028467	ABBN0208	MPC 3D 16x 10GE
CPU	REV 10	711-029089	ABBJ1084	AMPC PMB
PIC 0		BUILTIN	BUILTIN	4x 10GE(LAN) SFP+
Xcvr 0	REV 01	740-030658	B11E04745	SFP+-10G-USR
Xcvr 1	REV 01	740-030658	B11F01570	SFP+-10G-USR
Xcvr 2	REV 01	740-030658	B11E04388	SFP+-10G-USR
Xcvr 3	REV 01	740-030658	B11F01439	SFP+-10G-USR
PIC 1		BUILTIN	BUILTIN	4x 10GE(LAN) SFP+
Xcvr 0	REV 01	740-030658	B11E04739	SFP+-10G-USR
Xcvr 1	REV 01	740-030658	B11F01869	SFP+-10G-USR
Xcvr 2	REV 01	740-030658	B11F01675	SFP+-10G-USR
Xcvr 3	REV 01	740-030658	B11F01901	SFP+-10G-USR
PIC 2		BUILTIN	BUILTIN	4x 10GE(LAN) SFP+
Xcvr 0	REV 01	740-030658	B11F01346	SFP+-10G-USR
Xcvr 1	REV 01	740-030658	B11F01288	SFP+-10G-USR
Xcvr 2	REV 01	740-030658	B11F01824	SFP+-10G-USR
Xcvr 3	REV 01	740-030658	B11E04312	SFP+-10G-USR
PIC 3		BUILTIN	BUILTIN	4x 10GE(LAN) SFP+
Xcvr 0	REV 01	740-030658	B11E02811	SFP+-10G-USR
Xcvr 1	REV 01	740-030658	B11E03847	SFP+-10G-USR
Xcvr 2	REV 01	740-030658	B11F01495	SFP+-10G-USR

Xcvr 3	REV 01	740-030658	B11F01265	SFP+-10G-USR
FPC 2	REV 30	750-028467	ZM5111	MPC 3D 16x 10GE
CPU	REV 10	711-029089	ZP6607	AMPC PMB
PIC 0		BUILTIN	BUILTIN	4x 10GE(LAN) SFP+
Xcvr 0	REV 01	740-031980	AK80LJA	SFP+-10G-SR
Xcvr 1	REV 01	740-031980	AK80MFZ	SFP+-10G-SR
Xcvr 2	REV 01	740-031980	AK80NKL	SFP+-10G-SR
Xcvr 3	REV 01	740-031980	AK80KF4	SFP+-10G-SR
PIC 1		BUILTIN	BUILTIN	4x 10GE(LAN) SFP+
Xcvr 0	REV 01	740-031980	AK80FBJ	SFP+-10G-SR
Xcvr 1	REV 01	740-031980	AK80MM2	SFP+-10G-SR
Xcvr 2	REV 01	740-031980	AK80LJV	SFP+-10G-SR
Xcvr 3	REV 01	740-031980	AK80NXV	SFP+-10G-SR
PIC 2		BUILTIN	BUILTIN	4x 10GE(LAN) SFP+
Xcvr 0	REV 01	740-031980	AK80N1H	SFP+-10G-SR
Xcvr 1	REV 01	740-031980	AK80NLS	SFP+-10G-SR
Xcvr 2	REV 01	740-031980	AK80FL5	SFP+-10G-SR
Xcvr 3	REV 01	740-031980	AK80NL9	SFP+-10G-SR
PIC 3		BUILTIN	BUILTIN	4x 10GE(LAN) SFP+
Xcvr 0	REV 01	740-031980	AK80NG2	SFP+-10G-SR
Xcvr 1	REV 01	740-031980	AK80KDU	SFP+-10G-SR
Xcvr 2	REV 01	740-031980	AK80MG1	SFP+-10G-SR
Xcvr 3	REV 01	740-031980	AK80MM0	SFP+-10G-SR
FPC 3	REV 30	750-028467	ABBN0302	MPC 3D 16x 10GE
CPU	REV 10	711-029089	ABBN0495	AMPC PMB
PIC 0		BUILTIN	BUILTIN	4x 10GE(LAN) SFP+
Xcvr 0	REV 01	740-030658	B11F01581	SFP+-10G-USR
Xcvr 1	REV 01	740-030658	B11E01176	SFP+-10G-USR
Xcvr 2	REV 01	740-030658	B11F01251	SFP+-10G-USR
Xcvr 3	REV 01	740-030658	B11E02752	SFP+-10G-USR
PIC 1		BUILTIN	BUILTIN	4x 10GE(LAN) SFP+
Xcvr 0	REV 01	740-030658	B11E00786	SFP+-10G-USR
Xcvr 1	REV 01	740-030658	B11E01020	SFP+-10G-USR
Xcvr 2	REV 01	740-030658	B11E01023	SFP+-10G-USR
Xcvr 3	REV 01	740-030658	B11E02819	SFP+-10G-USR
PIC 2		BUILTIN	BUILTIN	4x 10GE(LAN) SFP+
Xcvr 0	REV 01	740-030658	B11E02812	SFP+-10G-USR
Xcvr 1	REV 01	740-030658	B11D04437	SFP+-10G-USR
Xcvr 2	REV 01	740-030658	B11F01279	SFP+-10G-USR
Xcvr 3	REV 01	740-030658	B11F01333	SFP+-10G-USR
PIC 3		BUILTIN	BUILTIN	4x 10GE(LAN) SFP+
Xcvr 0	REV 01	740-030658	B11E00978	SFP+-10G-USR
Xcvr 1	REV 01	740-030658	B11E01018	SFP+-10G-USR
Xcvr 2	REV 01	740-030658	B11F01784	SFP+-10G-USR
Xcvr 3	REV 01	740-031980	AK80NKP	SFP+-10G-SR
FPC 4	REV 30	750-028467	ABBN0308	MPC 3D 16x 10GE
CPU	REV 10	711-029089	ABBJ1095	AMPC PMB
PIC 0		BUILTIN	BUILTIN	4x 10GE(LAN) SFP+
Xcvr 0	REV 01	740-030658	B11E04305	SFP+-10G-USR
Xcvr 1	REV 01	740-030658	B11E01147	SFP+-10G-USR
Xcvr 2	REV 01	740-030658	B11E01195	SFP+-10G-USR
Xcvr 3	REV 01	740-030658	B11F01743	SFP+-10G-USR
PIC 1		BUILTIN	BUILTIN	4x 10GE(LAN) SFP+
Xcvr 0	REV 01	740-030658	B11F01892	SFP+-10G-USR
Xcvr 1	REV 01	740-030658	B11E02880	SFP+-10G-USR
Xcvr 2	REV 01	740-030658	B11E00725	SFP+-10G-USR
Xcvr 3	REV 01	740-030658	B11E01057	SFP+-10G-USR
PIC 2		BUILTIN	BUILTIN	4x 10GE(LAN) SFP+
Xcvr 0	REV 01	740-030658	B11E02816	SFP+-10G-USR
Xcvr 1	REV 01	740-030658	B11C04501	SFP+-10G-USR
Xcvr 2	REV 01	740-030658	B11E02764	SFP+-10G-USR

Xcvr 3	REV 01	740-030658	B11E00789	SFP+-10G-USR
PIC 3		BUILTIN	BUILTIN	4x 10GE(LAN) SFP+
Xcvr 0	REV 01	740-030658	B11F01250	SFP+-10G-USR
Xcvr 1	REV 01	740-030658	B11E02847	SFP+-10G-USR
Xcvr 2	REV 01	740-030658	B11E00787	SFP+-10G-USR
Xcvr 3	REV 01	740-030658	B11E03803	SFP+-10G-USR
FPC 5	REV 30	750-028467	ABBN0316	MPC 3D 16x 10GE
CPU	REV 10	711-029089	ABBJ1082	AMPC PMB
PIC 0		BUILTIN	BUILTIN	4x 10GE(LAN) SFP+
Xcvr 0	REV 01	740-031980	B11K00523	SFP+-10G-SR
Xcvr 1	REV 01	740-031980	B11K01848	SFP+-10G-SR
Xcvr 2	REV 01	740-031980	B11K01865	SFP+-10G-SR
Xcvr 3	REV 01	740-031980	B11K00540	SFP+-10G-SR
PIC 1		BUILTIN	BUILTIN	4x 10GE(LAN) SFP+
Xcvr 0	REV 01	740-031980	B11K00422	SFP+-10G-SR
Xcvr 1	REV 01	740-031980	B11K00428	SFP+-10G-SR
Xcvr 2	REV 01	740-031980	B11K00423	SFP+-10G-SR
Xcvr 3	REV 01	740-031980	B11K01855	SFP+-10G-SR
PIC 2		BUILTIN	BUILTIN	4x 10GE(LAN) SFP+
Xcvr 0	REV 01	740-031980	B11K01847	SFP+-10G-SR
Xcvr 1	REV 01	740-031980	B11K00526	SFP+-10G-SR
Xcvr 2	REV 01	740-031980	B11K00529	SFP+-10G-SR
Xcvr 3	REV 01	740-031980	B11K00525	SFP+-10G-SR
PIC 3		BUILTIN	BUILTIN	4x 10GE(LAN) SFP+
Xcvr 0	REV 01	740-031980	B11K00425	SFP+-10G-SR
Xcvr 1	REV 01	740-031980	B11K00530	SFP+-10G-SR
Xcvr 2	REV 01	740-031980	B11K01851	SFP+-10G-SR
Xcvr 3	REV 01	740-031980	B11K00528	SFP+-10G-SR
FPC 6	REV 32	750-028467	ABBN6832	MPC 3D 16x 10GE
CPU	REV 10	711-029089	ABBK6534	AMPC PMB
PIC 0		BUILTIN	BUILTIN	4x 10GE(LAN) SFP+
Xcvr 0	REV 01	740-031980	AK80MB4	SFP+-10G-SR
Xcvr 1	REV 01	740-031980	AK80FQ6	SFP+-10G-SR
Xcvr 2	REV 01	740-031980	AK80N1F	SFP+-10G-SR
Xcvr 3	REV 01	740-031980	AK80NLQ	SFP+-10G-SR
PIC 1		BUILTIN	BUILTIN	4x 10GE(LAN) SFP+
Xcvr 0	REV 01	740-031980	AK80KDR	SFP+-10G-SR
Xcvr 1	REV 01	740-031980	AK80FGJ	SFP+-10G-SR
Xcvr 2	REV 01	740-031980	AK80N5G	SFP+-10G-SR
Xcvr 3	REV 01	740-031980	AK80KD8	SFP+-10G-SR
PIC 2		BUILTIN	BUILTIN	4x 10GE(LAN) SFP+
Xcvr 0	REV 01	740-031980	AK80LET	SFP+-10G-SR
Xcvr 1	REV 01	740-031980	AK80N1X	SFP+-10G-SR
Xcvr 2	REV 01	740-031980	AK80NRF	SFP+-10G-SR
Xcvr 3	REV 01	740-031980	AK80NL2	SFP+-10G-SR
PIC 3		BUILTIN	BUILTIN	4x 10GE(LAN) SFP+
Xcvr 0	REV 01	740-031980	AK80N3D	SFP+-10G-SR
Xcvr 1	REV 01	740-031980	AK80MRB	SFP+-10G-SR
Xcvr 2	REV 01	740-031980	AK80LEQ	SFP+-10G-SR
Xcvr 3	REV 01	740-031980	AK80LER	SFP+-10G-SR
FPC 7	REV 32	750-028467	ABBN6811	MPC 3D 16x 10GE
CPU	REV 10	711-029089	ABBN7288	AMPC PMB
PIC 0		BUILTIN	BUILTIN	4x 10GE(LAN) SFP+
Xcvr 0	REV 01	740-031980	AK80NK8	SFP+-10G-SR
Xcvr 1	REV 01	740-031980	AK80LJG	SFP+-10G-SR
Xcvr 2	REV 01	740-031980	AK80LBU	SFP+-10G-SR
Xcvr 3	REV 01	740-031980	AK80N21	SFP+-10G-SR
PIC 1		BUILTIN	BUILTIN	4x 10GE(LAN) SFP+
Xcvr 0	REV 01	740-031980	AK80LEU	SFP+-10G-SR
Xcvr 1	REV 01	740-031980	AK80NLM	SFP+-10G-SR
Xcvr 2	REV 01	740-031980	AK80NL6	SFP+-10G-SR

Xcvr 3	REV 01	740-031980	AK80LES	SFP+-10G-SR
PIC 2		BUILTIN	BUILTIN	4x 10GE(LAN) SFP+
Xcvr 0	REV 01	740-031980	AK80LEN	SFP+-10G-SR
Xcvr 1	REV 01	740-031980	AK80ME0	SFP+-10G-SR
Xcvr 2	REV 01	740-031980	AK80LMG	SFP+-10G-SR
Xcvr 3	REV 01	740-031980	AK80MM1	SFP+-10G-SR
PIC 3		BUILTIN	BUILTIN	4x 10GE(LAN) SFP+
Xcvr 0	REV 01	740-031980	AK80MG7	SFP+-10G-SR
Xcvr 1	REV 01	740-031980	AK80KF9	SFP+-10G-SR
Xcvr 2	REV 01	740-031980	AK80NRQ	SFP+-10G-SR
Xcvr 3	REV 01	740-031980	AK80NLE	SFP+-10G-SR
FPC 8	REV 23	750-028467	YN2977	MPC 3D 16x 10GE
CPU	REV 10	711-029089	YP1856	AMPC PMB
PIC 0		BUILTIN	BUILTIN	4x 10GE(LAN) SFP+
Xcvr 0	REV 01	740-031980	183363A00875	SFP+-10G-SR
Xcvr 1	REV 01	740-031980	183363A00851	SFP+-10G-SR
Xcvr 2	REV 01	740-031980	183363A00772	SFP+-10G-SR
Xcvr 3	REV 01	740-031980	183363A00882	SFP+-10G-SR
PIC 1		BUILTIN	BUILTIN	4x 10GE(LAN) SFP+
Xcvr 0	REV 01	740-031980	183363A00735	SFP+-10G-SR
Xcvr 1	REV 01	740-031980	183363A00169	SFP+-10G-SR
Xcvr 2	REV 01	740-031980	183363A00726	SFP+-10G-SR
Xcvr 3	REV 01	740-031980	183363A00077	SFP+-10G-SR
PIC 2		BUILTIN	BUILTIN	4x 10GE(LAN) SFP+
Xcvr 0	REV 01	740-031980	183363A00168	SFP+-10G-SR
Xcvr 1	REV 01	740-031980	183363A00676	SFP+-10G-SR
Xcvr 2	REV 01	740-031980	183363A00732	SFP+-10G-SR
Xcvr 3	REV 01	740-031980	183363A00091	SFP+-10G-SR
PIC 3		BUILTIN	BUILTIN	4x 10GE(LAN) SFP+
Xcvr 0	REV 01	740-031980	183363A00725	SFP+-10G-SR
Xcvr 1	REV 01	740-031980	183363A00642	SFP+-10G-SR
Xcvr 2	REV 01	740-031980	183363A00871	SFP+-10G-SR
Xcvr 3	REV 01	740-031980	183363A00853	SFP+-10G-SR
FPC 9	REV 32	750-028467	ABBN6798	MPC 3D 16x 10GE
CPU	REV 10	711-029089	ABBK6556	AMPC PMB
PIC 0		BUILTIN	BUILTIN	4x 10GE(LAN) SFP+
Xcvr 0	REV 01	740-021308	9ZDZ06A00055	SFP+-10G-SR
Xcvr 1	REV 01	740-031980	183363A00239	SFP+-10G-SR
Xcvr 2	REV 01	740-021308	AD0915E003K	SFP+-10G-SR
Xcvr 3	REV 01	740-021308	AD0915E003A	SFP+-10G-SR
PIC 1		BUILTIN	BUILTIN	4x 10GE(LAN) SFP+
Xcvr 0	REV 01	740-031980	AK80MRC	SFP+-10G-SR
Xcvr 1	REV 01	740-031980	AK80NL5	SFP+-10G-SR
Xcvr 2	REV 01	740-031980	AK80NKN	SFP+-10G-SR
Xcvr 3	REV 01	740-031980	AK80N3U	SFP+-10G-SR
PIC 2		BUILTIN	BUILTIN	4x 10GE(LAN) SFP+
Xcvr 0	REV 01	740-031980	AK80N1T	SFP+-10G-SR
Xcvr 1	REV 01	740-031980	AJ808DJ	SFP+-10G-SR
Xcvr 2	REV 01	740-031980	AK80NG4	SFP+-10G-SR
Xcvr 3	REV 01	740-031980	AK80FND	SFP+-10G-SR
PIC 3		BUILTIN	BUILTIN	4x 10GE(LAN) SFP+
Xcvr 0	REV 01	740-031980	AK80FKQ	SFP+-10G-SR
Xcvr 1	REV 01	740-031980	AK80NLT	SFP+-10G-SR
Xcvr 2	REV 01	740-031980	AK80NKR	SFP+-10G-SR
Xcvr 3	REV 01	740-031980	AK80LKM	SFP+-10G-SR
FPC 10	REV 32	750-028467	ABBN6813	MPC 3D 16x 10GE
CPU	REV 10	711-029089	ABBK6542	AMPC PMB
PIC 0		BUILTIN	BUILTIN	4x 10GE(LAN) SFP+
Xcvr 0	REV 01	740-031980	AK80NA3	SFP+-10G-SR
Xcvr 1	REV 01	740-031980	AK80NLF	SFP+-10G-SR
Xcvr 2	REV 01	740-031980	AK80MRH	SFP+-10G-SR

Xcvr 3	REV 01	740-031980	AK80KE4	SFP+-10G-SR
PIC 1		BUILTIN	BUILTIN	4x 10GE(LAN) SFP+
Xcvr 0	REV 01	740-021308	973152A00030	SFP+-10G-SR
Xcvr 1	REV 01	740-031980	AK80L9H	SFP+-10G-SR
Xcvr 2	REV 01	740-031980	AK80ME8	SFP+-10G-SR
Xcvr 3	REV 01	740-031980	AK80NLR	SFP+-10G-SR
PIC 2		BUILTIN	BUILTIN	4x 10GE(LAN) SFP+
Xcvr 0	REV 01	740-031980	AK80NG1	SFP+-10G-SR
Xcvr 1	REV 01	740-031980	AK80MCA	SFP+-10G-SR
Xcvr 2	REV 01	740-031980	AK80LFC	SFP+-10G-SR
Xcvr 3	REV 01	740-031980	AK80LEM	SFP+-10G-SR
PIC 3		BUILTIN	BUILTIN	4x 10GE(LAN) SFP+
Xcvr 0	REV 01	740-031980	AK80N9X	SFP+-10G-SR
Xcvr 1	REV 01	740-031980	AK80LAC	SFP+-10G-SR
Xcvr 2	REV 01	740-031980	AK80LF2	SFP+-10G-SR
Xcvr 3	REV 01	740-031980	AK80N8T	SFP+-10G-SR
FPC 11	REV 30	750-028467	ABBN0281	MPC 3D 16x 10GE
CPU	REV 10	711-029089	ABBN0526	AMPC PMB
PIC 0		BUILTIN	BUILTIN	4x 10GE(LAN) SFP+
Xcvr 0	REV 01	740-030658	B11F01326	SFP+-10G-USR
Xcvr 1	REV 01	740-030658	B11E03973	SFP+-10G-USR
Xcvr 2	REV 01	740-030658	B11E00950	SFP+-10G-USR
Xcvr 3	REV 01	740-030658	B11E00674	SFP+-10G-USR
PIC 1		BUILTIN	BUILTIN	4x 10GE(LAN) SFP+
Xcvr 0	REV 01	740-030658	B11E00775	SFP+-10G-USR
Xcvr 1	REV 01	740-030658	B11E04461	SFP+-10G-USR
Xcvr 2	REV 01	740-030658	B11E01074	SFP+-10G-USR
Xcvr 3	REV 01	740-030658	B11E02821	SFP+-10G-USR
PIC 2		BUILTIN	BUILTIN	4x 10GE(LAN) SFP+
Xcvr 0	REV 01	740-030658	B11E04501	SFP+-10G-USR
Xcvr 1	REV 01	740-030658	B11E00757	SFP+-10G-USR
Xcvr 2	REV 01	740-030658	B11F01623	SFP+-10G-USR
Xcvr 3	REV 01	740-030658	B11E01022	SFP+-10G-USR
PIC 3		BUILTIN	BUILTIN	4x 10GE(LAN) SFP+
Xcvr 0	REV 01	740-030658	B11E04359	SFP+-10G-USR
Xcvr 1	REV 01	740-030658	B11E02751	SFP+-10G-USR
Xcvr 2	REV 01	740-030658	B11E02736	SFP+-10G-USR
Xcvr 3	REV 01	740-030658	B11E01178	SFP+-10G-USR
FPC 12	REV 32	750-028467	ABBN6796	MPC 3D 16x 10GE
CPU	REV 10	711-029089	ABBN7259	AMPC PMB
PIC 0		BUILTIN	BUILTIN	4x 10GE(LAN) SFP+
Xcvr 0	REV 01	740-031980	B11K01856	SFP+-10G-SR
Xcvr 1	REV 01	740-031980	B11K01853	SFP+-10G-SR
Xcvr 2	REV 01	740-031980	B11K01863	SFP+-10G-SR
Xcvr 3	REV 01	740-031980	163363A02863	SFP+-10G-SR
PIC 1		BUILTIN	BUILTIN	4x 10GE(LAN) SFP+
Xcvr 0	REV 01	740-031980	163363A02668	SFP+-10G-SR
Xcvr 1	REV 01	740-031980	163363A02881	SFP+-10G-SR
Xcvr 2	REV 01	740-031980	163363A01671	SFP+-10G-SR
Xcvr 3	REV 01	740-031980	163363A02627	SFP+-10G-SR
PIC 2		BUILTIN	BUILTIN	4x 10GE(LAN) SFP+
Xcvr 0	REV 01	740-031980	163363A02725	SFP+-10G-SR
Xcvr 1	REV 01	740-031980	163363A02692	SFP+-10G-SR
Xcvr 2	REV 01	740-031980	163363A02730	SFP+-10G-SR
Xcvr 3	REV 01	740-031980	163363A03081	SFP+-10G-SR
PIC 3		BUILTIN	BUILTIN	4x 10GE(LAN) SFP+
Xcvr 0	REV 01	740-031980	163363A02736	SFP+-10G-SR
Xcvr 1	REV 01	740-031980	163363A02568	SFP+-10G-SR
Xcvr 2	REV 01	740-031980	163363A02747	SFP+-10G-SR
Xcvr 3	REV 01	740-031980	163363A02579	SFP+-10G-SR
FPC 13	REV 30	750-028467	ABBN0270	MPC 3D 16x 10GE

CPU	REV 10	711-029089	ABBJ0966	AMPC PMB
PIC 0		BUILTIN	BUILTIN	4x 10GE(LAN) SFP+
Xcvr 0	REV 01	740-031980	AK80NL1	SFP+-10G-SR
Xcvr 1	REV 01	740-031980	AK80NXW	SFP+-10G-SR
Xcvr 2	REV 01	740-031980	AK80KD2	SFP+-10G-SR
Xcvr 3	REV 01	740-031980	AK80FMD	SFP+-10G-SR
PIC 1		BUILTIN	BUILTIN	4x 10GE(LAN) SFP+
Xcvr 0	REV 01	740-031980	AK80NKQ	SFP+-10G-SR
Xcvr 1	REV 01	740-031980	AK80MGH	SFP+-10G-SR
Xcvr 2	REV 01	740-031980	AK80N38	SFP+-10G-SR
Xcvr 3	REV 01	740-031980	AK80NL7	SFP+-10G-SR
PIC 2		BUILTIN	BUILTIN	4x 10GE(LAN) SFP+
Xcvr 0	REV 01	740-031980	AK80LEL	SFP+-10G-SR
Xcvr 1	REV 01	740-031980	AK80NKD	SFP+-10G-SR
Xcvr 2	REV 01	740-031980	AK80KCY	SFP+-10G-SR
Xcvr 3	REV 01	740-031980	AK80LHK	SFP+-10G-SR
PIC 3		BUILTIN	BUILTIN	4x 10GE(LAN) SFP+
Xcvr 0	REV 01	740-031980	AK80M5J	SFP+-10G-SR
Xcvr 1	REV 01	740-031980	AK80MBE	SFP+-10G-SR
Xcvr 2	REV 01	740-031980	AK80NLG	SFP+-10G-SR
Xcvr 3	REV 01	740-031980	AK80LFH	SFP+-10G-SR
FPC 14	REV 32	750-028467	ABBN6790	MPC 3D 16x 10GE
CPU	REV 10	711-029089	ABBK6515	AMPC PMB
PIC 0		BUILTIN	BUILTIN	4x 10GE(LAN) SFP+
Xcvr 0	REV 01	740-031980	AK80LZM	SFP+-10G-SR
Xcvr 1	REV 01	740-031980	AK80MCC	SFP+-10G-SR
Xcvr 2	REV 01	740-031980	AK80KCM	SFP+-10G-SR
Xcvr 3	REV 01	740-031980	AK80KE0	SFP+-10G-SR
PIC 1		BUILTIN	BUILTIN	4x 10GE(LAN) SFP+
Xcvr 0	REV 01	740-021310	C10F99155	SFP+-10G-LRM
Xcvr 1	REV 01	740-021310	C10F99049	SFP+-10G-LRM
Xcvr 2	REV 01	740-021310	C10F99128	SFP+-10G-LRM
Xcvr 3	REV 01	740-021310	C10F99169	SFP+-10G-LRM
PIC 2		BUILTIN	BUILTIN	4x 10GE(LAN) SFP+
Xcvr 0	REV 01	740-031980	AK80LF3	SFP+-10G-SR
Xcvr 1	REV 01	740-031980	163363A02597	SFP+-10G-SR
Xcvr 2	REV 01	740-031980	163363A03060	SFP+-10G-SR
Xcvr 3	REV 01	740-031980	163363A03057	SFP+-10G-SR
PIC 3		BUILTIN	BUILTIN	4x 10GE(LAN) SFP+
Xcvr 0	REV 01	740-031980	AK80LEX	SFP+-10G-SR
Xcvr 1	REV 01	740-031980	AK80FEU	SFP+-10G-SR
Xcvr 2	REV 01	740-031980	AK80FNM	SFP+-10G-SR
Xcvr 3	REV 01	740-021308	AJQQQ5G	SFP+-10G-SR
FPC 15	REV 32	750-028467	ABBN6791	MPC 3D 16x 10GE
CPU	REV 10	711-029089	ABBN7289	AMPC PMB
PIC 0		BUILTIN	BUILTIN	4x 10GE(LAN) SFP+
Xcvr 0	REV 01	740-031980	B11K00424	SFP+-10G-SR
Xcvr 1	REV 01	740-031980	B11K01849	SFP+-10G-SR
Xcvr 2	REV 01	740-031980	B11K01862	SFP+-10G-SR
Xcvr 3	REV 01	740-031980	B11K01852	SFP+-10G-SR
PIC 1		BUILTIN	BUILTIN	4x 10GE(LAN) SFP+
Xcvr 0	REV 01	740-031980	B11K00427	SFP+-10G-SR
Xcvr 1	REV 01	740-031980	B11K00430	SFP+-10G-SR
Xcvr 2	REV 01	740-031980	B11K01854	SFP+-10G-SR
Xcvr 3	REV 01	740-031980	B11K00426	SFP+-10G-SR
PIC 2		BUILTIN	BUILTIN	4x 10GE(LAN) SFP+
Xcvr 0	REV 01	740-031980	B11K00429	SFP+-10G-SR
Xcvr 1	REV 01	740-031980	B11K01864	SFP+-10G-SR
Xcvr 2	REV 01	740-031980	B11K01850	SFP+-10G-SR
Xcvr 3	REV 01	740-031980	B11K00522	SFP+-10G-SR
PIC 3		BUILTIN	BUILTIN	4x 10GE(LAN) SFP+

Xcvr 0	REV 01	740-030658	B11E01144	SFP+-10G-USR
Xcvr 1	REV 01	740-030658	B11E00985	SFP+-10G-USR
Xcvr 2	REV 01	740-030658	B11E00796	SFP+-10G-USR
Xcvr 3	REV 01	740-031980	B11K01866	SFP+-10G-SR
FPC 16	REV 30	750-028467	ABBM4592	MPC 3D 16x 10GE
CPU	REV 10	711-029089	ABBN0465	AMPC PMB
PIC 0		BUILTIN	BUILTIN	4x 10GE(LAN) SFP+
Xcvr 0	REV 01	740-030658	B11F01435	SFP+-10G-USR
Xcvr 1	REV 01	740-030658	B11E01052	SFP+-10G-USR
Xcvr 2	REV 01	740-030658	B11F01328	SFP+-10G-USR
Xcvr 3	REV 01	740-030658	B11F01254	SFP+-10G-USR
PIC 1		BUILTIN	BUILTIN	4x 10GE(LAN) SFP+
Xcvr 0	REV 01	740-030658	B11E02738	SFP+-10G-USR
Xcvr 1	REV 01	740-030658	B11E02881	SFP+-10G-USR
Xcvr 2	REV 01	740-030658	B11F01624	SFP+-10G-USR
Xcvr 3	REV 01	740-030658	B11E00889	SFP+-10G-USR
PIC 2		BUILTIN	BUILTIN	4x 10GE(LAN) SFP+
Xcvr 0	REV 01	740-030658	B11E02883	SFP+-10G-USR
Xcvr 1	REV 01	740-030658	B11E00681	SFP+-10G-USR
Xcvr 2	REV 01	740-030658	B11E04306	SFP+-10G-USR
Xcvr 3	REV 01	740-030658	B11E02813	SFP+-10G-USR
PIC 3		BUILTIN	BUILTIN	4x 10GE(LAN) SFP+
Xcvr 0	REV 01	740-030658	B11F01801	SFP+-10G-USR
Xcvr 1	REV 01	740-030658	B11E02753	SFP+-10G-USR
Xcvr 2	REV 01	740-030658	B11E01156	SFP+-10G-USR
Xcvr 3	REV 01	740-030658	B11E04324	SFP+-10G-USR
FPC 17	REV 32	750-028467	ABBN6810	MPC 3D 16x 10GE
CPU	REV 10	711-029089	ABBN7237	AMPC PMB
PIC 0		BUILTIN	BUILTIN	4x 10GE(LAN) SFP+
Xcvr 0	REV 01	740-031980	163363A02638	SFP+-10G-SR
Xcvr 1	REV 01	740-031980	163363A02082	SFP+-10G-SR
Xcvr 2	REV 01	740-031980	163363A01674	SFP+-10G-SR
Xcvr 3	REV 01	740-031980	163363A03058	SFP+-10G-SR
PIC 1		BUILTIN	BUILTIN	4x 10GE(LAN) SFP+
Xcvr 0	REV 01	740-031980	163363A03048	SFP+-10G-SR
Xcvr 1	REV 01	740-031980	163363A02729	SFP+-10G-SR
Xcvr 2	REV 01	740-031980	163363A02566	SFP+-10G-SR
Xcvr 3	REV 01	740-031980	163363A02567	SFP+-10G-SR
PIC 2		BUILTIN	BUILTIN	4x 10GE(LAN) SFP+
Xcvr 0	REV 01	740-031980	163363A02878	SFP+-10G-SR
Xcvr 1	REV 01	740-031980	163363A02739	SFP+-10G-SR
Xcvr 2	REV 01	740-031980	163363A01959	SFP+-10G-SR
Xcvr 3	REV 01	740-031980	163363A02660	SFP+-10G-SR
PIC 3		BUILTIN	BUILTIN	4x 10GE(LAN) SFP+
Xcvr 0	REV 01	740-031980	163363A02731	SFP+-10G-SR
Xcvr 1	REV 01	740-031980	163363A02588	SFP+-10G-SR
Xcvr 2	REV 01	740-031980	163363A02673	SFP+-10G-SR
Xcvr 3	REV 01	740-031980	163363A02654	SFP+-10G-SR
FPC 18	REV 30	750-028467	ABBM4739	MPC 3D 16x 10GE
CPU	REV 10	711-029089	ABBN0487	AMPC PMB
PIC 0		BUILTIN	BUILTIN	4x 10GE(LAN) SFP+
Xcvr 0	REV 01	740-031980	163363A02569	SFP+-10G-SR
Xcvr 1	REV 01	740-031980	163363A02886	SFP+-10G-SR
Xcvr 2	REV 01	740-031980	163363A03082	SFP+-10G-SR
Xcvr 3	REV 01	740-031980	133363A00297	SFP+-10G-SR
PIC 1		BUILTIN	BUILTIN	4x 10GE(LAN) SFP+
Xcvr 0	REV 01	740-031980	163363A02726	SFP+-10G-SR
Xcvr 1	REV 01	740-031980	163363A03050	SFP+-10G-SR
Xcvr 2	REV 01	740-031980	163363A02884	SFP+-10G-SR
Xcvr 3	REV 01	740-031980	163363A03076	SFP+-10G-SR
PIC 2		BUILTIN	BUILTIN	4x 10GE(LAN) SFP+

Xcvr 0	REV 01	740-031980	163363A02581	SFP+-10G-SR
Xcvr 1	REV 01	740-031980	163363A02873	SFP+-10G-SR
Xcvr 2	REV 01	740-031980	163363A02582	SFP+-10G-SR
Xcvr 3	REV 01	740-031980	163363A03083	SFP+-10G-SR
PIC 3		BUILTIN	BUILTIN	4x 10GE(LAN) SFP+
Xcvr 0	REV 01	740-031981	UL70BU6	SFP+-10G-LR
Xcvr 1	REV 01	740-031981	UL50QC6	SFP+-10G-LR
Xcvr 2	REV 01	740-031981	UL708N6	SFP+-10G-LR
Xcvr 3	REV 01	740-031981	UL603KK	SFP+-10G-LR
FPC 19	REV 32	750-028467	ABBN6827	MPC 3D 16x 10GE
CPU	REV 10	711-029089	ABBK6508	AMPC PMB
PIC 0		BUILTIN	BUILTIN	4x 10GE(LAN) SFP+
Xcvr 0	REV 01	740-031980	163363A01688	SFP+-10G-SR
Xcvr 1	REV 01	740-031980	163363A01724	SFP+-10G-SR
Xcvr 2	REV 01	740-031980	163363A01773	SFP+-10G-SR
Xcvr 3	REV 01	740-031980	163363A02593	SFP+-10G-SR
PIC 1		BUILTIN	BUILTIN	4x 10GE(LAN) SFP+
Xcvr 0	REV 01	740-031980	163363A03061	SFP+-10G-SR
Xcvr 1	REV 01	740-031980	163363A03056	SFP+-10G-SR
Xcvr 2	REV 01	740-031980	163363A02669	SFP+-10G-SR
Xcvr 3	REV 01	740-031980	163363A03070	SFP+-10G-SR
PIC 2		BUILTIN	BUILTIN	4x 10GE(LAN) SFP+
Xcvr 0	REV 01	740-031980	163363A02572	SFP+-10G-SR
Xcvr 1	REV 01	740-031980	163363A02697	SFP+-10G-SR
Xcvr 2	REV 01	740-031980	163363A02585	SFP+-10G-SR
Xcvr 3	REV 01	740-031980	163363A03052	SFP+-10G-SR
PIC 3		BUILTIN	BUILTIN	4x 10GE(LAN) SFP+
Xcvr 0	REV 01	740-031980	163363A02591	SFP+-10G-SR
Xcvr 1	REV 01	740-031980	163363A02649	SFP+-10G-SR
Xcvr 2	REV 01	740-031980	163363A02577	SFP+-10G-SR
Xcvr 3	REV 01	740-031980	163363A02698	SFP+-10G-SR
ADC 0	REV 13	750-043596	ABBX5561	Adapter Card
ADC 1	REV 13	750-043596	ABBX5546	Adapter Card
ADC 2	REV 13	750-043596	ABBX5535	Adapter Card
ADC 3	REV 13	750-043596	ABBX5552	Adapter Card
ADC 4	REV 13	750-043596	ABBX5581	Adapter Card
ADC 5	REV 13	750-043596	ABBX5545	Adapter Card
ADC 6	REV 13	750-043596	ABBX5554	Adapter Card
ADC 7	REV 07	750-043596	ABBV7194	Adapter Card
ADC 8	REV 07	750-043596	ABBV7251	Adapter Card
ADC 9	REV 07	750-043596	ABBV7202	Adapter Card
ADC 10	REV 13	750-043596	ABBX5538	Adapter Card
ADC 11	REV 13	750-043596	ABBX5566	Adapter Card
ADC 12	REV 13	750-043596	ABBX5542	Adapter Card
ADC 13	REV 13	750-043596	ABBX5539	Adapter Card
ADC 14	REV 13	750-043596	ABBX5555	Adapter Card
ADC 15	REV 13	750-043596	ABBX5557	Adapter Card
ADC 16	REV 13	750-043596	ABBX5536	Adapter Card
ADC 17	REV 13	750-043596	ABBX5559	Adapter Card
ADC 18	REV 13	750-043596	ABBX5537	Adapter Card
ADC 19	REV 11	750-043596	ABBW5685	Adapter Card
Fan Tray 0	REV 2A	760-046960	ACAY0030	172mm FanTray - 6 Fans
Fan Tray 1	REV 2A	760-046960	ACAY0039	172mm FanTray - 6 Fans
Fan Tray 2	REV 2A	760-046960	ACAY0033	172mm FanTray - 6 Fans
Fan Tray 3	REV 2A	760-046960	ACAY0062	172mm FanTray - 6 Fans

show chassis hardware detail (MX2020 Router)

```
user@host> show chassis hardware detail
```

```
Hardware inventory:
```

Item	Version	Part number	Serial number	Description
------	---------	-------------	---------------	-------------

Chassis			JN11E2227AFJ	MX2020
Midplane	REV 27	750-040240	ABAB9384	Lower Power Midplane
Midplane 1	REV 04	711-032386	ABAB9386	Upper Backplane
PMP 1	REV 05	711-032428	ACAJ1821	Upper Power Midplane
PMP 0	REV 04	711-032426	ACAJ1524	Lower Power Midplane
FPM Board	REV 06	760-040242	ABBT8837	Front Panel Display
PSM 0	REV 01	740-045050	1E02224006G	DC 52V Power Supply
Module				
PSM 1	REV 01	740-045050	1E022240053	DC 52V Power Supply
Module				
PSM 2	REV 01	740-045050	1E02224004K	DC 52V Power Supply
Module				
PSM 3	REV 01	740-045050	1E022240056	DC 52V Power Supply
Module				
PSM 4	REV 01	740-045050	1E022240054	DC 52V Power Supply
Module				
PSM 5	REV 01	740-045050	1E02224005H	DC 52V Power Supply
Module				
PSM 6	REV 01	740-045050	1E02224006S	DC 52V Power Supply
Module				
PSM 7	REV 01	740-045050	1E02224005M	DC 52V Power Supply
Module				
PSM 8	REV 01	740-045050	1E022240062	DC 52V Power Supply
Module				
PSM 9	REV 03	740-045050	1EDB2350095	DC 52V Power Supply
Module				
PSM 10	REV 03	740-045050	1EDB235009L	DC 52V Power Supply
Module				
PSM 11	REV 03	740-045050	1EDB2350092	DC 52V Power Supply
Module				
PSM 12	REV 03	740-045050	1EDB23500AT	DC 52V Power Supply
Module				
PSM 13	REV 03	740-045050	1EDB2350094	DC 52V Power Supply
Module				
PSM 15	REV 03	740-045050	1EDB235008X	DC 52V Power Supply
Module				
PDM 0	REV 01	740-045234	1E012150033	DC Power Dist Module
PDM 1	REV 01	740-045234	1E012150027	DC Power Dist Module
PDM 2	REV 01	740-045234	1E262250072	DC Power Dist Module
Routing Engine 0	REV 02	740-041821	9009094138	RE-S-1800x4
ad0 3998 MB		Virtium - TuffDisk	VCF3 20110825A021D0000064	Compact Flash
ad1 30533 MB		UGB94ARF32H0S3-KC	UNIGEN-499551-000347	Disk 1
usb0 (addr 1)		EHCI root hub 0	Intel	uhub0
usb0 (addr 2)		product 0x0020 32	vendor 0x8087	uhub1
DIMM 0		SGU04G72H1BD2SA-BB	DIE REV-52 PCB REV-54	MFR ID-ce80
DIMM 1		SGU04G72H1BD2SA-BB	DIE REV-52 PCB REV-54	MFR ID-ce80
DIMM 2		SGU04G72H1BD2SA-BB	DIE REV-52 PCB REV-54	MFR ID-ce80
DIMM 3		SGU04G72H1BD2SA-BB	DIE REV-52 PCB REV-54	MFR ID-ce80
Routing Engine 1	REV 02	740-041821	9009089709	RE-S-1800x4
ad0 3831 MB		UGB30SFA4000T1	SFA4000T1 00000113	Compact Flash
ad1 30533 MB		UGB94ARF32H0S3-KC	UNIGEN-478612-001044	Disk 1
CB 0	REV 08	750-040257	CAAB3482	Control Board
CB 1	REV 04	750-040257	ZT2864	Control Board
SPMB 0	REV 02	711-041855	CAAA6141	PMB Board
SPMB 1	REV 01	711-041855	ZS2275	PMB Board
SFB 0	REV 05	711-044466	ABBT2161	Switch Fabric Board
SFB 1	REV 05	711-044466	ABBT2159	Switch Fabric Board
SFB 2	REV 05	711-044466	ABBX3718	Switch Fabric Board
SFB 3	REV 05	711-044466	ABBT2152	Switch Fabric Board
SFB 4	REV 05	711-044466	ABBT2160	Switch Fabric Board
SFB 5	REV 05	711-044466	ABBT2145	Switch Fabric Board

SFB 6	REV 05	711-044466	ABBT2150	Switch Fabric Board
SFB 7	REV 05	711-044466	ABBT2163	Switch Fabric Board
FPC 0	REV 30	750-028467	ABBN0284	MPC 3D 16x 10GE
CPU	REV 10	711-029089	ABBN0507	AMPC PMB
PIC 0		BUILTIN	BUILTIN	4x 10GE(LAN) SFP+
Xcvr 0	REV 01	740-030658	B11E00990	SFP+-10G-USR
Xcvr 1	REV 01	740-030658	B11E04357	SFP+-10G-USR
Xcvr 2	REV 01	740-030658	B11F01327	SFP+-10G-USR
Xcvr 3	REV 01	740-030658	B11E04375	SFP+-10G-USR
PIC 1		BUILTIN	BUILTIN	4x 10GE(LAN) SFP+
Xcvr 0	REV 01	740-030658	B11E02760	SFP+-10G-USR
Xcvr 1	REV 01	740-030658	B11E02904	SFP+-10G-USR
Xcvr 2	REV 01	740-030658	B11E03963	SFP+-10G-USR
Xcvr 3	REV 01	740-030658	B11E00756	SFP+-10G-USR
PIC 2		BUILTIN	BUILTIN	4x 10GE(LAN) SFP+
Xcvr 0	REV 01	740-030658	B11E04418	SFP+-10G-USR
Xcvr 1	REV 01	740-030658	B11E01077	SFP+-10G-USR
Xcvr 2	REV 01	740-030658	B11E01128	SFP+-10G-USR
Xcvr 3	REV 01	740-030658	B11F01253	SFP+-10G-USR
PIC 3		BUILTIN	BUILTIN	4x 10GE(LAN) SFP+
Xcvr 0	REV 01	740-030658	B11E01140	SFP+-10G-USR
Xcvr 1	REV 01	740-030658	B11F01626	SFP+-10G-USR
Xcvr 2	REV 01	740-030658	B11E01075	SFP+-10G-USR
Xcvr 3	REV 01	740-030658	B11E01177	SFP+-10G-USR
FPC 1	REV 30	750-028467	ABBN0308	MPC 3D 16x 10GE
CPU	REV 10	711-029089	ABBJ1095	AMPC PMB
PIC 0		BUILTIN	BUILTIN	4x 10GE(LAN) SFP+
Xcvr 0	REV 01	740-030658	B11E04305	SFP+-10G-USR
Xcvr 1	REV 01	740-030658	B11E01147	SFP+-10G-USR
Xcvr 2	REV 01	740-030658	B11E01195	SFP+-10G-USR
Xcvr 3	REV 01	740-030658	B11F01743	SFP+-10G-USR
PIC 1		BUILTIN	BUILTIN	4x 10GE(LAN) SFP+
Xcvr 0	REV 01	740-030658	B11F01892	SFP+-10G-USR
Xcvr 1	REV 01	740-030658	B11E02880	SFP+-10G-USR
Xcvr 2	REV 01	740-030658	B11E00725	SFP+-10G-USR
Xcvr 3	REV 01	740-030658	B11E01057	SFP+-10G-USR
PIC 2		BUILTIN	BUILTIN	4x 10GE(LAN) SFP+
Xcvr 0	REV 01	740-030658	B11E02816	SFP+-10G-USR
Xcvr 1	REV 01	740-030658	B11C04501	SFP+-10G-USR
Xcvr 2	REV 01	740-030658	B11E02764	SFP+-10G-USR
Xcvr 3	REV 01	740-030658	B11E00789	SFP+-10G-USR
PIC 3		BUILTIN	BUILTIN	4x 10GE(LAN) SFP+
Xcvr 0	REV 01	740-030658	B11F01250	SFP+-10G-USR
Xcvr 1	REV 01	740-030658	B11E02847	SFP+-10G-USR
Xcvr 2	REV 01	740-030658	B11E00787	SFP+-10G-USR
Xcvr 3	REV 01	740-030658	B11E03803	SFP+-10G-USR
FPC 2	REV 30	750-028467	ABBN0316	MPC 3D 16x 10GE
CPU	REV 10	711-029089	ABBJ1082	AMPC PMB
PIC 0		BUILTIN	BUILTIN	4x 10GE(LAN) SFP+
Xcvr 0	REV 01	740-031980	B11K00523	SFP+-10G-SR
Xcvr 1	REV 01	740-031980	B11K01848	SFP+-10G-SR
Xcvr 2	REV 01	740-031980	B11K01865	SFP+-10G-SR
Xcvr 3	REV 01	740-031980	B11K00540	SFP+-10G-SR
PIC 1		BUILTIN	BUILTIN	4x 10GE(LAN) SFP+
Xcvr 0	REV 01	740-031980	B11K00422	SFP+-10G-SR
Xcvr 1	REV 01	740-031980	B11K00428	SFP+-10G-SR
Xcvr 2	REV 01	740-031980	B11K00423	SFP+-10G-SR
Xcvr 3	REV 01	740-031980	B11K01855	SFP+-10G-SR
PIC 2		BUILTIN	BUILTIN	4x 10GE(LAN) SFP+
Xcvr 0	REV 01	740-031980	B11K01847	SFP+-10G-SR
Xcvr 1	REV 01	740-031980	B11K00526	SFP+-10G-SR

Xcvr 2	REV 01	740-031980	B11K00529	SFP+-10G-SR
Xcvr 3	REV 01	740-031980	B11K00525	SFP+-10G-SR
PIC 3		BUILTIN	BUILTIN	4x 10GE(LAN) SFP+
Xcvr 0	REV 01	740-031980	B11K00425	SFP+-10G-SR
Xcvr 1	REV 01	740-031980	B11K00530	SFP+-10G-SR
Xcvr 2	REV 01	740-031980	B11K01851	SFP+-10G-SR
Xcvr 3	REV 01	740-031980	B11K00528	SFP+-10G-SR
FPC 3	REV 32	750-028467	ABBN6832	MPC 3D 16x 10GE
CPU	REV 10	711-029089	ABBK6534	AMPC PMB
PIC 0		BUILTIN	BUILTIN	4x 10GE(LAN) SFP+
Xcvr 0	REV 01	740-031980	AK80MB4	SFP+-10G-SR
Xcvr 1	REV 01	740-031980	AK80FQ6	SFP+-10G-SR
Xcvr 2	REV 01	740-031980	AK80N1F	SFP+-10G-SR
Xcvr 3	REV 01	740-031980	AK80NLQ	SFP+-10G-SR
PIC 1		BUILTIN	BUILTIN	4x 10GE(LAN) SFP+
Xcvr 0	REV 01	740-031980	AK80KDR	SFP+-10G-SR
Xcvr 1	REV 01	740-031980	AK80FGJ	SFP+-10G-SR
Xcvr 2	REV 01	740-031980	AK80N5G	SFP+-10G-SR
Xcvr 3	REV 01	740-031980	AK80KD8	SFP+-10G-SR
PIC 2		BUILTIN	BUILTIN	4x 10GE(LAN) SFP+
Xcvr 0	REV 01	740-031980	AK80LET	SFP+-10G-SR
Xcvr 1	REV 01	740-031980	AK80N1X	SFP+-10G-SR
Xcvr 2	REV 01	740-031980	AK80NRF	SFP+-10G-SR
Xcvr 3	REV 01	740-031980	AK80NL2	SFP+-10G-SR
PIC 3		BUILTIN	BUILTIN	4x 10GE(LAN) SFP+
Xcvr 0	REV 01	740-031980	AK80N3D	SFP+-10G-SR
Xcvr 1	REV 01	740-031980	AK80MRB	SFP+-10G-SR
Xcvr 2	REV 01	740-031980	AK80LEQ	SFP+-10G-SR
Xcvr 3	REV 01	740-031980	AK80LER	SFP+-10G-SR
FPC 4	REV 32	750-028467	ABBN6811	MPC 3D 16x 10GE
CPU	REV 10	711-029089	ABBN7288	AMPC PMB
PIC 0		BUILTIN	BUILTIN	4x 10GE(LAN) SFP+
Xcvr 0	REV 01	740-031980	AK80NK8	SFP+-10G-SR
Xcvr 1	REV 01	740-031980	AK80LJG	SFP+-10G-SR
Xcvr 2	REV 01	740-031980	AK80LBU	SFP+-10G-SR
Xcvr 3	REV 01	740-031980	AK80N21	SFP+-10G-SR
PIC 1		BUILTIN	BUILTIN	4x 10GE(LAN) SFP+
Xcvr 0	REV 01	740-031980	AK80LEU	SFP+-10G-SR
Xcvr 1	REV 01	740-031980	AK80NLM	SFP+-10G-SR
Xcvr 2	REV 01	740-031980	AK80NL6	SFP+-10G-SR
Xcvr 3	REV 01	740-031980	AK80LES	SFP+-10G-SR
PIC 2		BUILTIN	BUILTIN	4x 10GE(LAN) SFP+
Xcvr 0	REV 01	740-031980	AK80LEN	SFP+-10G-SR
Xcvr 1	REV 01	740-031980	AK80ME0	SFP+-10G-SR
Xcvr 2	REV 01	740-031980	AK80LMG	SFP+-10G-SR
Xcvr 3	REV 01	740-031980	AK80MM1	SFP+-10G-SR
PIC 3		BUILTIN	BUILTIN	4x 10GE(LAN) SFP+
Xcvr 0	REV 01	740-031980	AK80MG7	SFP+-10G-SR
Xcvr 1	REV 01	740-031980	AK80KF9	SFP+-10G-SR
Xcvr 2	REV 01	740-031980	AK80NRQ	SFP+-10G-SR
Xcvr 3	REV 01	740-031980	AK80NLE	SFP+-10G-SR
FPC 5	REV 32	750-028467	ABBN6791	MPC 3D 16x 10GE
CPU	REV 10	711-029089	ABBN7289	AMPC PMB
PIC 0		BUILTIN	BUILTIN	4x 10GE(LAN) SFP+
Xcvr 0	REV 01	740-031980	B11K00424	SFP+-10G-SR
Xcvr 1	REV 01	740-031980	B11K01849	SFP+-10G-SR
Xcvr 2	REV 01	740-031980	B11K01862	SFP+-10G-SR
Xcvr 3	REV 01	740-031980	B11K01852	SFP+-10G-SR
PIC 1		BUILTIN	BUILTIN	4x 10GE(LAN) SFP
Xcvr 0	REV 01	740-031980	B11K00427	SFP+-10G-SR
Xcvr 1	REV 01	740-031980	B11K00430	SFP+-10G-SR

Xcvr 2	REV 01	740-031980	B11K01854	SFP+-10G-SR
Xcvr 3	REV 01	740-031980	B11K00426	SFP+-10G-SR
PIC 2		BUILTIN	BUILTIN	4x 10GE(LAN) SFP+
Xcvr 0	REV 01	740-031980	B11K00429	SFP+-10G-SR
Xcvr 1	REV 01	740-031980	B11K01864	SFP+-10G-SR
Xcvr 2	REV 01	740-031980	B11K01850	SFP+-10G-SR
Xcvr 3	REV 01	740-031980	B11K00522	SFP+-10G-SR
PIC 3		BUILTIN	BUILTIN	4x 10GE(LAN) SFP+
Xcvr 0	REV 01	740-030658	B11E01144	SFP+-10G-USR
Xcvr 1	REV 01	740-030658	B11E00985	SFP+-10G-USR
Xcvr 2	REV 01	740-030658	B11E00796	SFP+-10G-USR
Xcvr 3	REV 01	740-031980	B11K01866	SFP+-10G-SR
FPC 6	REV 30	750-028467	ABBM4592	MPC 3D 16x 10GE
CPU	REV 10	711-029089	ABBN0465	AMPC PMB
PIC 0		BUILTIN	BUILTIN	4x 10GE(LAN) SFP+
Xcvr 0	REV 01	740-030658	B11F01435	SFP+-10G-USR
Xcvr 1	REV 01	740-030658	B11E01052	SFP+-10G-USR
Xcvr 2	REV 01	740-030658	B11F01328	SFP+-10G-USR
Xcvr 3	REV 01	740-030658	B11F01254	SFP+-10G-USR
PIC 1		BUILTIN	BUILTIN	4x 10GE(LAN) SFP+
Xcvr 0	REV 01	740-030658	B11E02738	SFP+-10G-USR
Xcvr 1	REV 01	740-030658	B11E02881	SFP+-10G-USR
Xcvr 2	REV 01	740-030658	B11F01624	SFP+-10G-USR
Xcvr 3	REV 01	740-030658	B11E00889	SFP+-10G-USR
PIC 2		BUILTIN	BUILTIN	4x 10GE(LAN) SFP+
Xcvr 0	REV 01	740-030658	B11E02883	SFP+-10G-USR
Xcvr 1	REV 01	740-030658	B11E00681	SFP+-10G-USR
Xcvr 2	REV 01	740-030658	B11E04306	SFP+-10G-USR
Xcvr 3	REV 01	740-030658	B11E02813	SFP+-10G-USR
PIC 3		BUILTIN	BUILTIN	4x 10GE(LAN) SFP+
Xcvr 0	REV 01	740-030658	B11F01801	SFP+-10G-USR
Xcvr 1	REV 01	740-030658	B11E02753	SFP+-10G-USR
Xcvr 2	REV 01	740-030658	B11E01156	SFP+-10G-USR
Xcvr 3	REV 01	740-030658	B11E04324	SFP+-10G-USR
FPC 7	REV 32	750-028467	ABBN6810	MPC 3D 16x 10GE
CPU	REV 10	711-029089	ABBN7237	AMPC PMB
PIC 0		BUILTIN	BUILTIN	4x 10GE(LAN) SFP+
Xcvr 0	REV 01	740-031980	163363A03058	SFP+-10G-SR
Xcvr 1	REV 01	740-031980	163363A02082	SFP+-10G-SR
Xcvr 2	REV 01	740-031980	163363A01674	SFP+-10G-SR
Xcvr 3	REV 01	740-031980	163363A02638	SFP+-10G-SR
PIC 1		BUILTIN	BUILTIN	4x 10GE(LAN) SFP+
Xcvr 0	REV 01	740-031980	163363A03048	SFP+-10G-SR
Xcvr 1	REV 01	740-031980	163363A02729	SFP+-10G-SR
Xcvr 2	REV 01	740-031980	163363A02566	SFP+-10G-SR
Xcvr 3	REV 01	740-031980	163363A02567	SFP+-10G-SR
PIC 2		BUILTIN	BUILTIN	4x 10GE(LAN) SFP+
Xcvr 0	REV 01	740-031980	163363A02878	SFP+-10G-SR
Xcvr 1	REV 01	740-031980	163363A02739	SFP+-10G-SR
Xcvr 2	REV 01	740-031980	163363A01959	SFP+-10G-SR
Xcvr 3	REV 01	740-031980	163363A02660	SFP+-10G-SR
PIC 3		BUILTIN	BUILTIN	4x 10GE(LAN) SFP+
Xcvr 0	REV 01	740-031980	163363A02731	SFP+-10G-SR
Xcvr 1	REV 01	740-031980	163363A02588	SFP+-10G-SR
Xcvr 2	REV 01	740-031980	163363A02673	SFP+-10G-SR
Xcvr 3	REV 01	740-031980	163363A02654	SFP+-10G-SR
FPC 8	REV 30	750-028467	ABBM4739	MPC 3D 16x 10GE
CPU	REV 10	711-029089	ABBN0487	AMPC PMB
PIC 0		BUILTIN	BUILTIN	4x 10GE(LAN) SFP+
Xcvr 0	REV 01	740-031980	163363A02569	SFP+-10G-SR
Xcvr 1	REV 01	740-031980	163363A02886	SFP+-10G-SR

Xcvr 2	REV 01	740-031980	163363A03082	SFP+-10G-SR
Xcvr 3	REV 01	740-031980	133363A00297	SFP+-10G-SR
PIC 1		BUILTIN	BUILTIN	4x 10GE(LAN) SFP+
Xcvr 0	REV 01	740-031980	163363A02726	SFP+-10G-SR
Xcvr 1	REV 01	740-031980	163363A03050	SFP+-10G-SR
Xcvr 2	REV 01	740-031980	163363A02884	SFP+-10G-SR
Xcvr 3	REV 01	740-031980	163363A03076	SFP+-10G-SR
PIC 2		BUILTIN	BUILTIN	4x 10GE(LAN) SFP+
Xcvr 0	REV 01	740-031980	163363A02581	SFP+-10G-SR
Xcvr 1	REV 01	740-031980	163363A02873	SFP+-10G-SR
Xcvr 2	REV 01	740-031980	163363A02582	SFP+-10G-SR
Xcvr 3	REV 01	740-031980	163363A03083	SFP+-10G-SR
PIC 3		BUILTIN	BUILTIN	4x 10GE(LAN) SFP+
Xcvr 0	REV 01	740-031981	UL70BU6	SFP+-10G-LR
Xcvr 1	REV 01	740-031981	UL50QC6	SFP+-10G-LR
Xcvr 2	REV 01	740-031981	UL708N6	SFP+-10G-LR
Xcvr 3	REV 01	740-031981	UL603KK	SFP+-10G-LR
FPC 9	REV 32	750-028467	ABBN6827	MPC 3D 16x 10GE
CPU	REV 10	711-029089	ABBN6508	AMPC PMB
PIC 0		BUILTIN	BUILTIN	4x 10GE(LAN) SFP+
Xcvr 0	REV 01	740-031980	163363A01688	SFP+-10G-SR
Xcvr 1	REV 01	740-031980	163363A01724	SFP+-10G-SR
Xcvr 2	REV 01	740-031980	163363A01773	SFP+-10G-SR
Xcvr 3	REV 01	740-031980	163363A02593	SFP+-10G-SR
PIC 1		BUILTIN	BUILTIN	4x 10GE(LAN) SFP+
Xcvr 0	REV 01	740-031980	163363A03061	SFP+-10G-SR
Xcvr 1	REV 01	740-031980	163363A03056	SFP+-10G-SR
Xcvr 2	REV 01	740-031980	163363A02669	SFP+-10G-SR
Xcvr 3	REV 01	740-031980	163363A03070	SFP+-10G-SR
PIC 2		BUILTIN	BUILTIN	4x 10GE(LAN) SFP+
Xcvr 0	REV 01	740-031980	163363A02572	SFP+-10G-SR
Xcvr 1	REV 01	740-031980	163363A02697	SFP+-10G-SR
Xcvr 2	REV 01	740-031980	163363A02585	SFP+-10G-SR
Xcvr 3	REV 01	740-031980	163363A03052	SFP+-10G-SR
PIC 3		BUILTIN	BUILTIN	4x 10GE(LAN) SFP+
Xcvr 0	REV 01	740-031980	163363A02591	SFP+-10G-SR
Xcvr 1	REV 01	740-031980	163363A02649	SFP+-10G-SR
Xcvr 2	REV 01	740-031980	163363A02577	SFP+-10G-SR
Xcvr 3	REV 01	740-031980	163363A02698	SFP+-10G-SR
FPC 10	REV 30	750-028467	ABBN0302	MPC 3D 16x 10GE
CPU	REV 10	711-029089	ABBN0495	AMPC PMB
PIC 0		BUILTIN	BUILTIN	4x 10GE(LAN) SFP+
Xcvr 0	REV 01	740-030658	B11F01581	SFP+-10G-USR
Xcvr 1	REV 01	740-030658	B11E01176	SFP+-10G-USR
Xcvr 2	REV 01	740-030658	B11F01251	SFP+-10G-USR
Xcvr 3	REV 01	740-030658	B11E02752	SFP+-10G-USR
PIC 1		BUILTIN	BUILTIN	4x 10GE(LAN) SFP+
Xcvr 0	REV 01	740-030658	B11E00786	SFP+-10G-USR
Xcvr 1	REV 01	740-030658	B11E01020	SFP+-10G-USR
Xcvr 2	REV 01	740-030658	B11E01023	SFP+-10G-USR
Xcvr 3	REV 01	740-030658	B11E02819	SFP+-10G-USR
PIC 2		BUILTIN	BUILTIN	4x 10GE(LAN) SFP+
Xcvr 0	REV 01	740-030658	B11E02812	SFP+-10G-USR
Xcvr 1	REV 01	740-030658	B11D04437	SFP+-10G-USR
Xcvr 2	REV 01	740-030658	B11F01279	SFP+-10G-USR
Xcvr 3	REV 01	740-030658	B11F01333	SFP+-10G-USR
PIC 3		BUILTIN	BUILTIN	4x 10GE(LAN) SFP+
Xcvr 0	REV 01	740-030658	B11E00978	SFP+-10G-USR
Xcvr 1	REV 01	740-030658	B11E01018	SFP+-10G-USR
Xcvr 2	REV 01	740-030658	B11F01784	SFP+-10G-USR
Xcvr 3	REV 01	740-031980	AK80NKP	SFP+-10G-SR

FPC 11	REV 32	750-028467	ABBN6790	MPC 3D 16x 10GE
CPU	REV 10	711-029089	ABBK6515	AMPC PMB
PIC 0		BUILTIN	BUILTIN	4x 10GE(LAN) SFP+
Xcvr 0	REV 01	740-031980	AK80LZM	SFP+-10G-SR
Xcvr 1	REV 01	740-031980	AK80MCC	SFP+-10G-SR
Xcvr 2	REV 01	740-031980	AK80KCM	SFP+-10G-SR
Xcvr 3	REV 01	740-031980	AK80KE0	SFP+-10G-SR
PIC 1		BUILTIN	BUILTIN	4x 10GE(LAN) SFP+
Xcvr 0	REV 01	740-021310	C10F99155	SFP+-10G-LRM
Xcvr 1	REV 01	740-021310	C10F99049	SFP+-10G-LRM
Xcvr 2	REV 01	740-021310	C10F99128	SFP+-10G-LRM
Xcvr 3	REV 01	740-021310	C10F99169	SFP+-10G-LRM
PIC 2		BUILTIN	BUILTIN	4x 10GE(LAN) SFP+
Xcvr 0	REV 01	740-031980	AK80LF3	SFP+-10G-SR
Xcvr 1	REV 01	740-031980	163363A02597	SFP+-10G-SR
Xcvr 2	REV 01	740-031980	163363A03060	SFP+-10G-SR
Xcvr 3	REV 01	740-031980	163363A03057	SFP+-10G-SR
PIC 3		BUILTIN	BUILTIN	4x 10GE(LAN) SFP+
Xcvr 0	REV 01	740-031980	AK80LEX	SFP+-10G-SR
Xcvr 1	REV 01	740-031980	AK80FEU	SFP+-10G-SR
Xcvr 2	REV 01	740-031980	AK80FNM	SFP+-10G-SR
Xcvr 3	REV 01	740-021308	AJQ0Q5G	SFP+-10G-SR
FPC 12	REV 30	750-028467	ZM5111	MPC 3D 16x 10GE
CPU	REV 10	711-029089	ZP6607	AMPC PMB
PIC 0		BUILTIN	BUILTIN	4x 10GE(LAN) SFP+
Xcvr 0	REV 01	740-031980	AK80LJA	SFP+-10G-SR
Xcvr 1	REV 01	740-031980	AK80MFZ	SFP+-10G-SR
Xcvr 2	REV 01	740-031980	AK80NKL	SFP+-10G-SR
Xcvr 3	REV 01	740-031980	AK80KF4	SFP+-10G-SR
PIC 1		BUILTIN	BUILTIN	4x 10GE(LAN) SFP+
Xcvr 0	REV 01	740-031980	AK80FBJ	SFP+-10G-SR
Xcvr 1	REV 01	740-031980	AK80MM2	SFP+-10G-SR
Xcvr 2	REV 01	740-031980	AK80LJV	SFP+-10G-SR
Xcvr 3	REV 01	740-031980	AK80NXV	SFP+-10G-SR
PIC 2		BUILTIN	BUILTIN	4x 10GE(LAN) SFP+
Xcvr 0	REV 01	740-031980	AK80N1H	SFP+-10G-SR
Xcvr 1	REV 01	740-031980	AK80NLS	SFP+-10G-SR
Xcvr 2	REV 01	740-031980	AK80FL5	SFP+-10G-SR
Xcvr 3	REV 01	740-031980	AK80NL9	SFP+-10G-SR
PIC 3		BUILTIN	BUILTIN	4x 10GE(LAN) SFP+
Xcvr 0	REV 01	740-031980	AK80NG2	SFP+-10G-SR
Xcvr 1	REV 01	740-031980	AK80KDU	SFP+-10G-SR
Xcvr 2	REV 01	740-031980	AK80MG1	SFP+-10G-SR
Xcvr 3	REV 01	740-031980	AK80MM0	SFP+-10G-SR
FPC 13	REV 30	750-028467	ABBN0208	MPC 3D 16x 10GE
CPU	REV 10	711-029089	ABB11084	AMPC PMB
PIC 0		BUILTIN	BUILTIN	4x 10GE(LAN) SFP+
Xcvr 0	REV 01	740-030658	B11E04745	SFP+-10G-USR
Xcvr 1	REV 01	740-030658	B11F01570	SFP+-10G-USR
Xcvr 2	REV 01	740-030658	B11E04388	SFP+-10G-USR
Xcvr 3	REV 01	740-030658	B11F01439	SFP+-10G-USR
PIC 1		BUILTIN	BUILTIN	4x 10GE(LAN) SFP+
Xcvr 0	REV 01	740-030658	B11E04739	SFP+-10G-USR
Xcvr 1	REV 01	740-030658	B11F01869	SFP+-10G-USR
Xcvr 2	REV 01	740-030658	B11F01675	SFP+-10G-USR
Xcvr 3	REV 01	740-030658	B11F01901	SFP+-10G-USR
PIC 2		BUILTIN	BUILTIN	4x 10GE(LAN) SFP+
Xcvr 0	REV 01	740-030658	B11F01346	SFP+-10G-USR
Xcvr 1	REV 01	740-030658	B11F01288	SFP+-10G-USR
Xcvr 2	REV 01	740-030658	B11F01824	SFP+-10G-USR
Xcvr 3	REV 01	740-030658	B11E04312	SFP+-10G-USR

PIC 3			BUILTIN	BUILTIN	4x 10GE(LAN) SFP+
Xcvr 0	REV 01	740-030658	B11E02811	SFP+-10G-USR	
Xcvr 1	REV 01	740-030658	B11E03847	SFP+-10G-USR	
Xcvr 2	REV 01	740-030658	B11F01495	SFP+-10G-USR	
Xcvr 3	REV 01	740-030658	B11F01265	SFP+-10G-USR	
FPC 14	REV 23	750-028467	YN2977	MPC 3D 16x 10GE	
CPU	REV 10	711-029089	YP1856	AMPC PMB	
PIC 0			BUILTIN	BUILTIN	4x 10GE(LAN) SFP+
Xcvr 0	REV 01	740-031980	183363A00875	SFP+-10G-SR	
Xcvr 1	REV 01	740-031980	183363A00851	SFP+-10G-SR	
Xcvr 2	REV 01	740-031980	183363A00772	SFP+-10G-SR	
Xcvr 3	REV 01	740-031980	183363A00882	SFP+-10G-SR	
PIC 1			BUILTIN	BUILTIN	4x 10GE(LAN) SFP+
Xcvr 0	REV 01	740-031980	183363A00735	SFP+-10G-SR	
Xcvr 1	REV 01	740-031980	183363A00169	SFP+-10G-SR	
Xcvr 2	REV 01	740-031980	183363A00726	SFP+-10G-SR	
Xcvr 3	REV 01	740-031980	183363A00077	SFP+-10G-SR	
PIC 2			BUILTIN	BUILTIN	4x 10GE(LAN) SFP+
Xcvr 0	REV 01	740-031980	183363A00168	SFP+-10G-SR	
Xcvr 1	REV 01	740-031980	183363A00676	SFP+-10G-SR	
Xcvr 2	REV 01	740-031980	183363A00732	SFP+-10G-SR	
Xcvr 3	REV 01	740-031980	183363A00091	SFP+-10G-SR	
PIC 3			BUILTIN	BUILTIN	4x 10GE(LAN) SFP+
Xcvr 0	REV 01	740-031980	183363A00725	SFP+-10G-SR	
Xcvr 1	REV 01	740-031980	183363A00642	SFP+-10G-SR	
Xcvr 2	REV 01	740-031980	183363A00871	SFP+-10G-SR	
Xcvr 3	REV 01	740-031980	183363A00853	SFP+-10G-SR	
FPC 15	REV 32	750-028467	ABBN6798	MPC 3D 16x 10GE	
CPU	REV 10	711-029089	ABBK6556	AMPC PMB	
PIC 0			BUILTIN	BUILTIN	4x 10GE(LAN) SFP+
Xcvr 0	REV 01	740-021308	9ZDZ06A00055	SFP+-10G-SR	
Xcvr 1	REV 01	740-031980	183363A00239	SFP+-10G-SR	
Xcvr 2	REV 01	740-021308	AD0915E003K	SFP+-10G-SR	
Xcvr 3	REV 01	740-021308	AD0915E003A	SFP+-10G-SR	
PIC 1			BUILTIN	BUILTIN	4x 10GE(LAN) SFP+
Xcvr 0	REV 01	740-031980	AK80MRC	SFP+-10G-SR	
Xcvr 1	REV 01	740-031980	AK80NL5	SFP+-10G-SR	
Xcvr 2	REV 01	740-031980	AK80NKN	SFP+-10G-SR	
Xcvr 3	REV 01	740-031980	AK80N3U	SFP+-10G-SR	
PIC 2			BUILTIN	BUILTIN	4x 10GE(LAN) SFP+
Xcvr 0	REV 01	740-031980	AK80N1T	SFP+-10G-SR	
Xcvr 1	REV 01	740-031980	AJ808DJ	SFP+-10G-SR	
Xcvr 2	REV 01	740-031980	AK80NG4	SFP+-10G-SR	
Xcvr 3	REV 01	740-031980	AK80FND	SFP+-10G-SR	
PIC 3			BUILTIN	BUILTIN	4x 10GE(LAN) SFP+
Xcvr 0	REV 01	740-031980	AK80FKQ	SFP+-10G-SR	
Xcvr 1	REV 01	740-031980	AK80NLT	SFP+-10G-SR	
Xcvr 2	REV 01	740-031980	AK80NKR	SFP+-10G-SR	
Xcvr 3	REV 01	740-031980	AK80LKM	SFP+-10G-SR	
FPC 16	REV 30	750-028467	ABBN0270	MPC 3D 16x 10GE	
CPU	REV 10	711-029089	ABBJ0966	AMPC PMB	
PIC 0			BUILTIN	BUILTIN	4x 10GE(LAN) SFP+
Xcvr 0	REV 01	740-031980	AK80NL1	SFP+-10G-SR	
Xcvr 1	REV 01	740-031980	AK80NXW	SFP+-10G-SR	
Xcvr 2	REV 01	740-031980	AK80KD2	SFP+-10G-SR	
Xcvr 3	REV 01	740-031980	AK80FMD	SFP+-10G-SR	
PIC 1			BUILTIN	BUILTIN	4x 10GE(LAN) SFP+
Xcvr 0	REV 01	740-031980	AK80NKQ	SFP+-10G-SR	
Xcvr 1	REV 01	740-031980	AK80MGH	SFP+-10G-SR	
Xcvr 2	REV 01	740-031980	AK80N38	SFP+-10G-SR	
Xcvr 3	REV 01	740-031980	AK80NL7	SFP+-10G-SR	

PIC 2		BUILTIN	BUILTIN	4x 10GE(LAN) SFP+
Xcvr 0	REV 01	740-031980	AK80M5J	SFP+-10G-SR
Xcvr 1	REV 01	740-031980	AK80NKD	SFP+-10G-SR
Xcvr 2	REV 01	740-031980	AK80KCY	SFP+-10G-SR
Xcvr 3	REV 01	740-031980	AK80LHK	SFP+-10G-SR
PIC 3		BUILTIN	BUILTIN	4x 10GE(LAN) SFP+
Xcvr 0	REV 01	740-031980	AK80LEL	SFP+-10G-SR
Xcvr 1	REV 01	740-031980	AK80MBE	SFP+-10G-SR
Xcvr 2	REV 01	740-031980	AK80NLG	SFP+-10G-SR
Xcvr 3	REV 01	740-031980	AK80LFH	SFP+-10G-SR
FPC 17	REV 32	750-028467	ABBN6796	MPC 3D 16x 10GE
CPU	REV 10	711-029089	ABBN7259	AMPC PMB
PIC 0		BUILTIN	BUILTIN	4x 10GE(LAN) SFP+
Xcvr 0	REV 01	740-031980	B11K01856	SFP+-10G-SR
Xcvr 1	REV 01	740-031980	B11K01853	SFP+-10G-SR
Xcvr 2	REV 01	740-031980	B11K01863	SFP+-10G-SR
Xcvr 3	REV 01	740-031980	163363A02863	SFP+-10G-SR
PIC 1		BUILTIN	BUILTIN	4x 10GE(LAN) SFP+
Xcvr 0	REV 01	740-031980	163363A02668	SFP+-10G-SR
Xcvr 1	REV 01	740-031980	163363A02881	SFP+-10G-SR
Xcvr 2	REV 01	740-031980	163363A01671	SFP+-10G-SR
Xcvr 3	REV 01	740-031980	163363A02627	SFP+-10G-SR
PIC 2		BUILTIN	BUILTIN	4x 10GE(LAN) SFP+
Xcvr 0	REV 01	740-031980	163363A02725	SFP+-10G-SR
Xcvr 1	REV 01	740-031980	163363A02692	SFP+-10G-SR
Xcvr 2	REV 01	740-031980	163363A02730	SFP+-10G-SR
Xcvr 3	REV 01	740-031980	163363A03081	SFP+-10G-SR
PIC 3		BUILTIN	BUILTIN	4x 10GE(LAN) SFP+
Xcvr 0	REV 01	740-031980	163363A02736	SFP+-10G-SR
Xcvr 1	REV 01	740-031980	163363A02568	SFP+-10G-SR
Xcvr 2	REV 01	740-031980	163363A02747	SFP+-10G-SR
Xcvr 3	REV 01	740-031980	163363A02579	SFP+-10G-SR
FPC 18	REV 30	750-028467	ABBN0281	MPC 3D 16x 10GE
CPU	REV 10	711-029089	ABBN0526	AMPC PMB
PIC 0		BUILTIN	BUILTIN	4x 10GE(LAN) SFP+
Xcvr 0	REV 01	740-030658	B11F01326	SFP+-10G-USR
Xcvr 1	REV 01	740-030658	B11E03973	SFP+-10G-USR
Xcvr 2	REV 01	740-030658	B11E00950	SFP+-10G-USR
Xcvr 3	REV 01	740-030658	B11E00674	SFP+-10G-USR
PIC 1		BUILTIN	BUILTIN	4x 10GE(LAN) SFP+
Xcvr 0	REV 01	740-030658	B11E00775	SFP+-10G-USR
Xcvr 1	REV 01	740-030658	B11E04461	SFP+-10G-USR
Xcvr 2	REV 01	740-030658	B11E01074	SFP+-10G-USR
Xcvr 3	REV 01	740-030658	B11E02821	SFP+-10G-USR
PIC 2		BUILTIN	BUILTIN	4x 10GE(LAN) SFP+
Xcvr 0	REV 01	740-030658	B11E04501	SFP+-10G-USR
Xcvr 1	REV 01	740-030658	B11E00757	SFP+-10G-USR
Xcvr 2	REV 01	740-030658	B11F01623	SFP+-10G-USR
Xcvr 3	REV 01	740-030658	B11E01022	SFP+-10G-USR
PIC 3		BUILTIN	BUILTIN	4x 10GE(LAN) SFP+
Xcvr 0	REV 01	740-030658	B11E04359	SFP+-10G-USR
Xcvr 1	REV 01	740-030658	B11E02751	SFP+-10G-USR
Xcvr 2	REV 01	740-030658	B11E02736	SFP+-10G-USR
Xcvr 3	REV 01	740-030658	B11E01178	SFP+-10G-USR
FPC 19	REV 32	750-028467	ABBN6813	MPC 3D 16x 10GE
CPU	REV 10	711-029089	ABBN6542	AMPC PMB
PIC 0		BUILTIN	BUILTIN	4x 10GE(LAN) SFP+
Xcvr 0	REV 01	740-031980	AK80NA3	SFP+-10G-SR
Xcvr 1	REV 01	740-031980	AK80NLF	SFP+-10G-SR
Xcvr 2	REV 01	740-031980	AK80MRH	SFP+-10G-SR
Xcvr 3	REV 01	740-031980	AK80KE4	SFP+-10G-SR

PIC 1			BUILTIN	BUILTIN	4x 10GE(LAN) SFP+
Xcvr 0	REV 01	740-021308	973152A00030	SFP+-10G-SR	
Xcvr 1	REV 01	740-031980	AK80L9H	SFP+-10G-SR	
Xcvr 2	REV 01	740-031980	AK80ME8	SFP+-10G-SR	
Xcvr 3	REV 01	740-031980	AK80NLR	SFP+-10G-SR	
PIC 2			BUILTIN	BUILTIN	4x 10GE(LAN) SFP+
Xcvr 0	REV 01	740-031980	AK80NG1	SFP+-10G-SR	
Xcvr 1	REV 01	740-031980	AK80MCA	SFP+-10G-SR	
Xcvr 2	REV 01	740-031980	AK80LFC	SFP+-10G-SR	
Xcvr 3	REV 01	740-031980	AK80LEM	SFP+-10G-SR	
PIC 3			BUILTIN	BUILTIN	4x 10GE(LAN) SFP+
Xcvr 0	REV 01	740-031980	AK80N9X	SFP+-10G-SR	
Xcvr 1	REV 01	740-031980	AK80LAC	SFP+-10G-SR	
Xcvr 2	REV 01	740-031980	AK80LF2	SFP+-10G-SR	
Xcvr 3	REV 01	740-031980	AK80N8T	SFP+-10G-SR	
ADC 0	REV 13	750-043596	ABBX5561	Adapter Card	
ADC 1	REV 13	750-043596	ABBX5546	Adapter Card	
ADC 2	REV 13	750-043596	ABBX5535	Adapter Card	
ADC 3	REV 13	750-043596	ABBX5552	Adapter Card	
ADC 4	REV 13	750-043596	ABBX5581	Adapter Card	
ADC 5	REV 13	750-043596	ABBX5545	Adapter Card	
ADC 6	REV 13	750-043596	ABBX5554	Adapter Card	
ADC 7	REV 07	750-043596	ABBV7194	Adapter Card	
ADC 8	REV 07	750-043596	ABBV7251	Adapter Card	
ADC 9	REV 07	750-043596	ABBV7202	Adapter Card	
ADC 10	REV 13	750-043596	ABBX5579	Adapter Card	
ADC 11	REV 13	750-043596	ABBX5548	Adapter Card	
ADC 12	REV 13	750-043596	ABBX5575	Adapter Card	
ADC 13	REV 13	750-043596	ABBX5539	Adapter Card	
ADC 14	REV 13	750-043596	ABBX5555	Adapter Card	
ADC 15	REV 13	750-043596	ABBX5557	Adapter Card	
ADC 16	REV 13	750-043596	ABBX5536	Adapter Card	
ADC 17	REV 13	750-043596	ABBX5559	Adapter Card	
ADC 18	REV 13	750-043596	ABBX5537	Adapter Card	
ADC 19	REV 11	750-043596	ABBW5685	Adapter Card	
Fan Tray 0	REV 04	760-046960	ACAY0090	172mm FanTray - 6 Fans	
Fan Tray 1	REV 04	760-046960	ACAY0088	172mm FanTray - 6 Fans	
Fan Tray 2	REV 04	760-046960	ACAY0089	172mm FanTray - 6 Fans	
Fan Tray 3	REV 04	760-046960	ACAY0108	172mm FanTray - 6 Fans	

show chassis hardware models (MX2020 Router)

```
user@host > show chassis hardware models
```

```
Hardware inventory:
```

Item	Version	Part number	Serial number	FRU model number
Midplane	REV 27	750-040240	ABAB9384	750-040240
FPM Board	REV 06	760-040242	ABBT8837	760-040242
PSM 0	REV 01	740-045050	1E02224006G	MX2000-PSM-HC-DC-S-A
PSM 1	REV 01	740-045050	1E022240053	MX2000-PSM-HC-DC-S-A
PSM 2	REV 01	740-045050	1E02224004K	MX2000-PSM-HC-DC-S-A
PSM 3	REV 01	740-045050	1E022240056	MX2000-PSM-HC-DC-S-A
PSM 4	REV 01	740-045050	1E022240054	MX2000-PSM-HC-DC-S-A
PSM 5	REV 01	740-045050	1E02224005H	MX2000-PSM-HC-DC-S-A
PSM 6	REV 01	740-045050	1E02224006S	MX2000-PSM-HC-DC-S-A
PSM 7	REV 01	740-045050	1E02224005M	MX2000-PSM-HC-DC-S-A
PSM 8	REV 01	740-045050	1E022240062	MX2000-PSM-HC-DC-S-A
PSM 9	REV 03	740-045050	1EDB2350095	MX2000-PSM-DC-S-A
PSM 10	REV 03	740-045050	1EDB235009L	MX2000-PSM-DC-S-A
PSM 11	REV 03	740-045050	1EDB2350092	MX2000-PSM-DC-S-A
PSM 12	REV 03	740-045050	1EDB23500AT	MX2000-PSM-DC-S-A
PSM 13	REV 03	740-045050	1EDB2350094	MX2000-PSM-DC-S-A

PSM 15	REV 03	740-045050	1EDB235008X	MX2000-PSM-DC-S-A
PDM 0	REV 01	740-045234	1E012150033	
PDM 1	REV 01	740-045234	1E012150027	
PDM 2	REV 01	740-045234	1E262250072	MX2000-PDM-DC-S-A
Routing Engine 0	REV 02	740-041821	9009094138	RE-S-1800X4-16G-S
Routing Engine 1	REV 02	740-041821	9009089709	RE-S-1800X4-16G-S
CB 0	REV 08	750-040257	CAAB3482	750-040257
CB 1	REV 04	750-040257	ZT2864	750-040257
SFB 0	REV 05	711-044466	ABBT2161	MX2000-SFB-S
SFB 1	REV 05	711-044466	ABBT2159	MX2000-SFB-S
SFB 2	REV 05	711-044466	ABBX3718	MX2000-SFB-S
SFB 4	REV 05	711-044466	ABBT2160	MX2000-SFB-S
SFB 5	REV 05	711-044466	ABBT2145	MX2000-SFB-S
SFB 7	REV 05	711-044466	ABBT2163	MX2000-SFB-S
FPC 0	REV 30	750-028467	ABBN0284	MPC-3D-16XGE-SFPP
FPC 1	REV 30	750-028467	ABBN0308	MPC-3D-16XGE-SFPP
FPC 2	REV 30	750-028467	ABBN0316	MPC-3D-16XGE-SFPP
FPC 3	REV 32	750-028467	ABBN6832	MPC-3D-16XGE-SFPP
FPC 4	REV 32	750-028467	ABBN6811	MPC-3D-16XGE-SFPP
FPC 5	REV 32	750-028467	ABBN6791	MPC-3D-16XGE-SFPP
FPC 6	REV 30	750-028467	ABBM4592	MPC-3D-16XGE-SFPP
FPC 7	REV 32	750-028467	ABBN6810	MPC-3D-16XGE-SFPP
FPC 8	REV 30	750-028467	ABBM4739	MPC-3D-16XGE-SFPP
FPC 9	REV 32	750-028467	ABBN6827	MPC-3D-16XGE-SFPP
FPC 10	REV 30	750-028467	ABBN0302	MPC-3D-16XGE-SFPP
FPC 11	REV 32	750-028467	ABBN6790	MPC-3D-16XGE-SFPP
FPC 12	REV 30	750-028467	ZM5111	MPC-3D-16XGE-SFPP
FPC 13	REV 30	750-028467	ABBN0208	MPC-3D-16XGE-SFPP
FPC 14	REV 23	750-028467	YN2977	MPC-3D-16XGE-SFPP
FPC 15	REV 32	750-028467	ABBN6798	MPC-3D-16XGE-SFPP
FPC 16	REV 30	750-028467	ABBN0270	MPC-3D-16XGE-SFPP
FPC 17	REV 32	750-028467	ABBN6796	MPC-3D-16XGE-SFPP
FPC 18	REV 30	750-028467	ABBN0281	MPC-3D-16XGE-SFPP
FPC 19	REV 32	750-028467	ABBN6813	MPC-3D-16XGE-SFPP
ADC 0	REV 13	750-043596	ABBX5561	PROTO-ASSEMBLY
ADC 1	REV 13	750-043596	ABBX5546	PROTO-ASSEMBLY
ADC 2	REV 13	750-043596	ABBX5535	MX2000-LC-ADAPTER
ADC 3	REV 13	750-043596	ABBX5552	MX2000-LC-ADAPTER
ADC 4	REV 13	750-043596	ABBX5581	MX2000-LC-ADAPTER
ADC 5	REV 13	750-043596	ABBX5545	PROTO-ASSEMBLY
ADC 6	REV 13	750-043596	ABBX5554	PROTO-ASSEMBLY
ADC 7	REV 07	750-043596	ABBV7194	MX2000-LC-ADAPTER
ADC 8	REV 07	750-043596	ABBV7251	MX2000-LC-ADAPTER
ADC 9	REV 07	750-043596	ABBV7202	MX2000-LC-ADAPTER
ADC 10	REV 13	750-043596	ABBX5579	MX2000-LC-ADAPTER
ADC 12	REV 13	750-043596	ABBX5575	MX2000-LC-ADAPTER
ADC 13	REV 13	750-043596	ABBX5539	PROTO-ASSEMBLY
ADC 14	REV 13	750-043596	ABBX5555	PROTO-ASSEMBLY
ADC 15	REV 13	750-043596	ABBX5557	MX2000-LC-ADAPTER
ADC 16	REV 13	750-043596	ABBX5536	PROTO-ASSEMBLY
ADC 17	REV 13	750-043596	ABBX5559	PROTO-ASSEMBLY
ADC 18	REV 13	750-043596	ABBX5537	PROTO-ASSEMBLY
ADC 19	REV 11	750-043596	ABBW5685	PROTO-ASSEMBLY
Fan Tray 0	REV 04	760-046960	ACAY0090	
Fan Tray 1	REV 04	760-046960	ACAY0088	
Fan Tray 2	REV 04	760-046960	ACAY0089	
Fan Tray 3	REV 04	760-046960	ACAY0108	

show chassis hardware clei-models (MX2020 Router)

```
user@ host > show chassis hardware clei-models
```

Hardware inventory:

Item	Version	Part number	CLEI code	FRU model number
Midplane	REV 27	750-040240	PROTOXCLEI	750-040240
FPM Board	REV 06	760-040242	PROTOXCLEI	760-040242
PSM 0	REV 01	740-045050	IPUPAJMKAA	MX2000-PSM-HC-DC-S-A
PSM 1	REV 01	740-045050	IPUPAJMKAA	MX2000-PSM-HC-DC-S-A
PSM 2	REV 01	740-045050	IPUPAJMKAA	MX2000-PSM-HC-DC-S-A
PSM 3	REV 01	740-045050	IPUPAJMKAA	MX2000-PSM-HC-DC-S-A
PSM 4	REV 01	740-045050	IPUPAJMKAA	MX2000-PSM-HC-DC-S-A
PSM 5	REV 01	740-045050	IPUPAJMKAA	MX2000-PSM-HC-DC-S-A
PSM 6	REV 01	740-045050	IPUPAJMKAA	MX2000-PSM-HC-DC-S-A
PSM 7	REV 01	740-045050	IPUPAJMKAA	MX2000-PSM-HC-DC-S-A
PSM 8	REV 01	740-045050	IPUPAJMKAA	MX2000-PSM-HC-DC-S-A
PSM 9	REV 03	740-045050	IPUPAJMKAA	MX2000-PSM-DC-S-A
PSM 10	REV 03	740-045050	IPUPAJMKAA	MX2000-PSM-DC-S-A
PSM 11	REV 03	740-045050	IPUPAJMKAA	MX2000-PSM-DC-S-A
PSM 12	REV 03	740-045050	IPUPAJMKAA	MX2000-PSM-DC-S-A
PSM 13	REV 03	740-045050	IPUPAJMKAA	MX2000-PSM-DC-S-A
PSM 15	REV 03	740-045050	IPUPAJMKAA	MX2000-PSM-DC-S-A
PDM 0	REV 01	740-045234		
PDM 1	REV 01	740-045234		
PDM 2	REV 01	740-045234	IPUPAJSKAA	MX2000-PDM-DC-S-A
Routing Engine 0	REV 02	740-041821		RE-S-1800X4-16G-S
Routing Engine 1	REV 02	740-041821		RE-S-1800X4-16G-S
CB 0	REV 08	750-040257	PROTOXCLEI	750-040257
CB 1	REV 04	750-040257	PROTOXCLEI	750-040257
SFB 0	REV 05	711-044466	IPUCBA6CAA	MX2000-SFB-S
SFB 1	REV 05	711-044466	IPUCBA6CAA	MX2000-SFB-S
SFB 2	REV 05	711-044466	IPUCBA6CAA	MX2000-SFB-S
SFB 4	REV 05	711-044466	IPUCBA6CAA	MX2000-SFB-S
SFB 5	REV 05	711-044466	IPUCBA6CAA	MX2000-SFB-S
SFB 7	REV 05	711-044466	IPUCBA6CAA	MX2000-SFB-S
FPC 0	REV 30	750-028467		MPC-3D-16XGE-SFPP
FPC 1	REV 30	750-028467		MPC-3D-16XGE-SFPP
FPC 2	REV 30	750-028467		MPC-3D-16XGE-SFPP
FPC 3	REV 32	750-028467		MPC-3D-16XGE-SFPP
FPC 4	REV 32	750-028467		MPC-3D-16XGE-SFPP
FPC 5	REV 32	750-028467		MPC-3D-16XGE-SFPP
FPC 6	REV 30	750-028467		MPC-3D-16XGE-SFPP
FPC 7	REV 32	750-028467		MPC-3D-16XGE-SFPP
FPC 8	REV 30	750-028467		MPC-3D-16XGE-SFPP
FPC 9	REV 32	750-028467		MPC-3D-16XGE-SFPP
FPC 10	REV 30	750-028467		MPC-3D-16XGE-SFPP
FPC 11	REV 32	750-028467		MPC-3D-16XGE-SFPP
FPC 12	REV 30	750-028467		MPC-3D-16XGE-SFPP
FPC 13	REV 30	750-028467		MPC-3D-16XGE-SFPP
FPC 14	REV 23	750-028467		MPC-3D-16XGE-SFPP
FPC 15	REV 32	750-028467		MPC-3D-16XGE-SFPP
FPC 16	REV 30	750-028467		MPC-3D-16XGE-SFPP
FPC 17	REV 32	750-028467		MPC-3D-16XGE-SFPP
FPC 18	REV 30	750-028467		MPC-3D-16XGE-SFPP
FPC 19	REV 32	750-028467		MPC-3D-16XGE-SFPP
ADC 0	REV 13	750-043596	PROTOXCLEI	PROTO-ASSEMBLY
ADC 1	REV 13	750-043596	PROTOXCLEI	PROTO-ASSEMBLY
ADC 2	REV 13	750-043596	IPUCBA8CAA	MX2000-LC-ADAPTER
ADC 3	REV 13	750-043596	IPUCBA8CAA	MX2000-LC-ADAPTER
ADC 4	REV 13	750-043596	IPUCBA8CAA	MX2000-LC-ADAPTER
ADC 5	REV 13	750-043596	PROTOXCLEI	PROTO-ASSEMBLY
ADC 6	REV 13	750-043596	PROTOXCLEI	PROTO-ASSEMBLY
ADC 7	REV 07	750-043596	PROTOXCLEI	MX2000-LC-ADAPTER
ADC 8	REV 07	750-043596	PROTOXCLEI	MX2000-LC-ADAPTER

ADC 9	REV 07	750-043596	PROTOXCLEI	MX2000-LC-ADAPTER
ADC 10	REV 13	750-043596	IPUCBA8CAA	MX2000-LC-ADAPTER
ADC 12	REV 13	750-043596	IPUCBA8CAA	MX2000-LC-ADAPTER
ADC 13	REV 13	750-043596	PROTOXCLEI	PROTO-ASSEMBLY
ADC 14	REV 13	750-043596	PROTOXCLEI	PROTO-ASSEMBLY
ADC 15	REV 13	750-043596	IPUCBA8CAA	MX2000-LC-ADAPTER
ADC 16	REV 13	750-043596	PROTOXCLEI	PROTO-ASSEMBLY
ADC 17	REV 13	750-043596	PROTOXCLEI	PROTO-ASSEMBLY
ADC 18	REV 13	750-043596	PROTOXCLEI	PROTO-ASSEMBLY
ADC 19	REV 11	750-043596	PROTOXCLEI	PROTO-ASSEMBLY
Fan Tray 0	REV 04	760-046960		
Fan Tray 1	REV 04	760-046960		
Fan Tray 2	REV 04	760-046960		
Fan Tray 3	REV 04	760-046960		

show chassis hardware (MX2020 Router with MPC5EQ and MPC6E)

```

user@host> show chassis hardware
Hardware inventory:

```

Item	Version	Part number	Serial number	Description
Chassis			JN120BADBAFJ	MX2020
Midplane	REV 51	750-040240	ABAB9243	Lower Backplane
Midplane 1	REV 04	711-032386	ABAB9399	Upper Backplane
PMP 1	REV 05	711-032428	ACAJ2541	Upper Power Midplane
PMP 0	REV 04	711-032426	ACAJ2194	Lower Power Midplane
FPM Board	REV 13	760-040242	ABCA8835	Front Panel Display
PSM 0	REV 01	740-050037	1EDB32403L5	DC 52V Power Supply
Module				
PSM 1	REV 01	740-050037	1EDB32403L3	DC 52V Power Supply
Module				
PSM 2	REV 01	740-050037	1EDB32403KM	DC 52V Power Supply
Module				
PSM 3	REV 01	740-050037	1EDB3130079	DC 52V Power Supply
Module				
PSM 4	REV 01	740-050037	1EDB3130077	DC 52V Power Supply
Module				
PSM 5	REV 01	740-050037	1EDB3130020	DC 52V Power Supply
Module				
PSM 6	REV 01	740-050037	1EDB313009S	DC 52V Power Supply
Module				
PSM 7	REV 01	740-050037	1EDB313008E	DC 52V Power Supply
Module				
PSM 8	REV 01	740-050037	1EDB3130063	DC 52V Power Supply
Module				
PSM 12	REV 01	740-050037	1EDB3130026	DC 52V Power Supply
Module				
PSM 13	REV 01	740-050037	1EDB3130074	DC 52V Power Supply
Module				
PSM 14	REV 01	740-050037	1EDB313009D	DC 52V Power Supply
Module				
PSM 15	REV 01	740-050037	1EDB3130024	DC 52V Power Supply
Module				
PSM 16	REV 01	740-050037	1EDB3130054	DC 52V Power Supply
Module				
PSM 17	REV 01	740-050037	1EDB3130080	DC 52V Power Supply
Module				
PDM 0	REV 03	740-045234	1EGA3170144	DC Power Dist Module
PDM 1	REV 03	740-045234	1EGA3170158	DC Power Dist Module
PDM 2	REV 03	740-045234	1EGA3170182	DC Power Dist Module
PDM 3	REV 03	740-045234	1EGA3170207	DC Power Dist Module
Routing Engine 0	REV 02	740-041821	9009112112	RE-S-1800x4

Routing Engine 1	REV 02	740-041821	9009112087	RE-S-1800x4
CB 0	REV 23	750-040257	CABA2295	Control Board
CB 1	REV 23	750-040257	CABE8379	Control Board
SPMB 0	REV 02	711-041855	ABCE8851	PMB Board
SPMB 1	REV 02	711-041855	ABCE8839	PMB Board
SFB 0	REV 06	711-044466	ABCD5001	Switch Fabric Board
SFB 1	REV 06	711-044466	ABCD5034	Switch Fabric Board
SFB 2	REV 06	711-044466	ABCH3899	Switch Fabric Board
SFB 3	REV 06	711-044466	ABCD5020	Switch Fabric Board
SFB 4	REV 06	711-044466	ABCD4975	Switch Fabric Board
SFB 5	REV 06	711-044466	ABCH3881	Switch Fabric Board
SFB 6	REV 06	711-044466	ABCD5026	Switch Fabric Board
SFB 7	REV 06	711-044466	ABCD5032	Switch Fabric Board
FPC 0	REV 39	750-045715	CACD1902	MPC5E 3D Q 24XGE+6XLGE
CPU	REV 09	711-045719	CACB1933	RMPD PMB
PIC 0		BUILTIN	BUILTIN	12X10GE SFPP OTN
Xcvr 0	REV 01	740-031980	B11F00361	SFP+-10G-SR
Xcvr 2	REV 01	740-021308	19T511101854	SFP+-10G-SR
Xcvr 3	REV 01	740-021308	19T511100377	SFP+-10G-SR
Xcvr 4	REV 01	740-031980	ANT0878	SFP+-10G-SR
Xcvr 5	REV 01	740-021308	19T511100398	SFP+-10G-SR
Xcvr 6	REV 01	740-021308	AQ4363J	SFP+-10G-SR
Xcvr 7	REV 01	740-021308	19T511101377	SFP+-10G-SR
Xcvr 8	REV 01	740-031980	ANT072M	SFP+-10G-SR
Xcvr 9	REV 01	740-021308	AG90C7N	SFP+-10G-SR
Xcvr 10	REV 01	740-031980	AM30M09	SFP+-10G-SR
Xcvr 11	REV 01	740-031980	B10E01016	SFP+-10G-SR
PIC 1		BUILTIN	BUILTIN	12X10GE SFPP OTN
Xcvr 0	REV 01	740-031980	B10L04151	SFP+-10G-SR
Xcvr 1	REV 01	740-021308	19T511101379	SFP+-10G-SR
Xcvr 2	REV 01	740-021308	AQ5036J	SFP+-10G-SR
Xcvr 3	REV 01	740-021308	AG90C4M	SFP+-10G-SR
Xcvr 4	REV 01	740-021308	19T511101104	SFP+-10G-SR
Xcvr 5	REV 01	740-021308	AQ502ZM	SFP+-10G-SR
Xcvr 6	REV 01	740-021308	AN10KY2	SFP+-10G-SR
Xcvr 7	REV 01	740-021308	AQ43G41	SFP+-10G-SR
Xcvr 8	REV 01	740-021308	AQ41F04	SFP+-10G-SR
Xcvr 9	REV 01	740-031980	AMS16N3	SFP+-10G-SR
Xcvr 10	REV 01	740-021308	AMH04Y3	SFP+-10G-SR
Xcvr 11	REV 01	740-021308	ANA093E	SFP+-10G-SR
PIC 2		BUILTIN	BUILTIN	3X40GE QSFPP
PIC 3		BUILTIN	BUILTIN	3X40GE QSFPP
WAN MEZZ	REV 09	750-049136	CABN0410	MPC5E 24XGE OTN Mezz
FPC 1	REV 11	750-045372	CABK8112	MPCE Type 3 3D
CPU	REV 08	711-035209	CABJ6621	HMPD PMB 2G
MIC 0	REV 07	750-033307	CAAZ2897	10X10GE SFPP
PIC 0		BUILTIN	BUILTIN	10X10GE SFPP
Xcvr 0	REV 01	740-021308	AQ501VK	SFP+-10G-SR
Xcvr 1	REV 01	740-021308	AQ501YC	SFP+-10G-SR
Xcvr 2	REV 01	740-021308	AQ43HJF	SFP+-10G-SR
Xcvr 3	REV 01	740-021308	AQ43H8D	SFP+-10G-SR
Xcvr 4	REV 01	740-021308	19T511100370	SFP+-10G-SR
Xcvr 5	REV 01	740-031980	153363A00763	SFP+-10G-SR
Xcvr 6	REV 01	740-021308	APH2LXB	SFP+-10G-SR
Xcvr 7	REV 01	740-031980	AMCOLVV	SFP+-10G-SR
Xcvr 8	REV 01	740-031980	B11F00230	SFP+-10G-SR
MIC 1	REV 14	750-033196	CAAP1390	1X100GE CXP
PIC 2		BUILTIN	BUILTIN	1X100GE CXP
Xcvr 0	REV 01	740-032166	XB11F000M	CFP2-100G-SR10
FPC 2	REV 17	750-037355	CAAS5826	MPC4E 3D 2CGE+8XGE
CPU	REV 08	711-035209	CAAR3986	HMPD PMB 2G

PIC 0		BUILTIN	BUILTIN	4x10GE SFPP
Xcvr 0	REV 01	740-021308	T09F43722	SFP+-10G-SR
Xcvr 1	REV 01	740-031980	ALP0KXF	SFP+-10G-SR
Xcvr 2	REV 01	740-021308	AQ502FG	SFP+-10G-SR
Xcvr 3	REV 01	740-021308	AQ502T7	SFP+-10G-SR
PIC 1		BUILTIN	BUILTIN	1X100GE CFP
Xcvr 0	REV 01	740-035329	X12J00571	CFP-100G-SR10
PIC 2		BUILTIN	BUILTIN	4x10GE SFPP
Xcvr 0	REV 01	740-031980	AJ71KEH	SFP+-10G-SR
Xcvr 1	REV 01	740-031980	B11E01355	SFP+-10G-SR
Xcvr 3	REV 01	740-031980	B11F00249	SFP+-10G-SR
PIC 3		BUILTIN	BUILTIN	1X100GE CFP
FPC 3	REV 05	750-044444	CAAY9920	MPCE Type 2 3D P
CPU	REV 04	711-038484	CAAW3639	MPCE PMB 2G
MIC 0	REV 28	750-028387	CAAX1083	3D 4x 10GE XFP
PIC 0		BUILTIN	BUILTIN	2x 10GE XFP
Xcvr 0		NON-JNPR	CC07BK05B	XFP-10G-SR
Xcvr 1	REV 01	740-011571	C728XJ00U	XFP-10G-SR
PIC 1		BUILTIN	BUILTIN	2x 10GE XFP
Xcvr 0		NON-JNPR	T12L92339	XFP-10G-SR
QXM 0	REV 06	711-028408	CAAW4915	MPC QXM
QXM 1	REV 06	711-028408	CAAW4894	MPC QXM
FPC 4	REV 18	750-046005	CACH5661	MPC5E 3D Q 2CGE+4XGE
CPU	REV 09	711-045719	CACF2880	RMPC PMB
PIC 0		BUILTIN	BUILTIN	2X10GE SFPP OTN
PIC 1		BUILTIN	BUILTIN	1X100GE CFP2 OTN
Xcvr 0	REV 01	740-046563	XD16FC03Y	CFP2-100G-SR10
PIC 2		BUILTIN	BUILTIN	2X10GE SFPP OTN
PIC 3		BUILTIN	BUILTIN	1X100GE CFP2 OTN
Xcvr 0	REV 01	740-049775	J13K72997	CFP2-100G-LR4-D
FPC 5	REV 35	750-028467	CAAR2623	MPC 3D 16x 10GE
CPU	REV 11	711-029089	CAAR0491	AMPC PMB
PIC 0		BUILTIN	BUILTIN	4x 10GE(LAN) SFP+
Xcvr 0	REV 01	740-021308	AQ5027T	SFP+-10G-SR
Xcvr 1	REV 01	740-021308	AQ502J0	SFP+-10G-SR
Xcvr 2	REV 01	740-021308	AQ5027S	SFP+-10G-SR
Xcvr 3	REV 01	740-021308	AQ501Y7	SFP+-10G-SR
PIC 1		BUILTIN	BUILTIN	4x 10GE(LAN) SFP+
Xcvr 0	REV 01	740-021308	AQ501YB	SFP+-10G-SR
Xcvr 1	REV 01	740-021308	AQ503EB	SFP+-10G-SR
Xcvr 2	REV 01	740-021308	AQ43HJH	SFP+-10G-SR
Xcvr 3	REV 01	740-021308	AQ43J0Y	SFP+-10G-SR
PIC 2		BUILTIN	BUILTIN	4x 10GE(LAN) SFP+
Xcvr 0	REV 01	740-021308	AQ50352	SFP+-10G-SR
Xcvr 1	REV 01	740-021308	AQ501X6	SFP+-10G-SR
Xcvr 2	REV 01	740-021308	AQ502NV	SFP+-10G-SR
Xcvr 3	REV 01	740-021308	AQ502ZJ	SFP+-10G-SR
PIC 3		BUILTIN	BUILTIN	4x 10GE(LAN) SFP+
Xcvr 0	REV 01	740-021308	AQ502H4	SFP+-10G-SR
Xcvr 1	REV 01	740-021308	AQ43HJK	SFP+-10G-SR
Xcvr 2	REV 01	740-031980	AJ30CU7	SFP+-10G-SR
FPC 9	REV 30	750-044130	ABCF5773	MPC6E 3D
CPU	REV 09	711-045719	ABCF1270	RMPC PMB
MIC 0	REV 05	750-049457	ABCD7829	2X100GE CFP2 OTN
PIC 0		BUILTIN	BUILTIN	2X100GE CFP2 OTN
Xcvr 0		NON-JNPR	FE13F000K	CFP2-100G-SR10
Xcvr 1	REV 01	740-048813	XD32FE017	CFP2-100G-LR-D
MIC 1	REV 07	750-049457	ABCK2812	2X100GE CFP2 OTN
PIC 1		BUILTIN	BUILTIN	2X100GE CFP2 OTN
Xcvr 0	REV 01	740-048813	XD32FE018	CFP2-100G-SR10
Xcvr 1		NON-JNPR	FE13F000E	CFP2-100G-LR4-D

XLM 0	REV 05.2.00	711-046638	ABCF5915	MPC6E XL
XLM 1	REV 05.2.00	711-046638	ABCF5916	MPC6E XL
FPC 10	REV 36	750-044130	ABCS8602	MPC6E 3D
CPU	REV 09	711-045719	ABCS8779	RMPD PMB
MIC 0	REV 06	750-049979	ABCK2656	24X10GE SFPP OTN
PIC 0		BUILTIN	BUILTIN	24X10GE SFPP OTN
Xcvr 0	REV 01	740-021308	AQ43J08	SFP+-10G-SR
Xcvr 1	REV 01	740-021308	AQE1Y2E	SFP+-10G-SR
Xcvr 2	REV 01	740-021308	AQE1UW4	SFP+-10G-SR
Xcvr 3	REV 01	740-021308	AQE1MQF	SFP+-10G-SR
Xcvr 4	REV 01	740-021308	AQGOMN1	SFP+-10G-SR
Xcvr 5	REV 01	740-021308	AQE1L9M	SFP+-10G-SR
Xcvr 6	REV 01	740-021308	AQGOMPD	SFP+-10G-SR
Xcvr 7	REV 01	740-021308	AQE1Y2B	SFP+-10G-SR
Xcvr 8	REV 01	740-021308	AQGOLT5	SFP+-10G-SR
Xcvr 9	REV 01	740-021308	AQD2ET4	SFP+-10G-SR
Xcvr 10	REV 01	740-021308	AQGOMPC	SFP+-10G-SR
Xcvr 11	REV 01	740-021308	AQGOM63	SFP+-10G-SR
Xcvr 12	REV 01	740-021308	AQGOLT1	SFP+-10G-SR
Xcvr 13	REV 01	740-021308	AQGOM4L	SFP+-10G-SR
Xcvr 14	REV 01	740-021308	AQGOLS7	SFP+-10G-SR
Xcvr 15	REV 01	740-021308	AQE1MQB	SFP+-10G-SR
Xcvr 16	REV 01	740-021308	AQGOLZP	SFP+-10G-SR
Xcvr 17	REV 01	740-021308	AQE1LU9	SFP+-10G-SR
Xcvr 18	REV 01	740-021308	AQGOMRZ	SFP+-10G-SR
Xcvr 19	REV 01	740-021308	AQE1MQ9	SFP+-10G-SR
Xcvr 20	REV 01	740-021308	AQGOLRX	SFP+-10G-SR
Xcvr 21	REV 01	740-021308	AQE1UWD	SFP+-10G-SR
Xcvr 22	REV 01	740-021308	AQGOLT4	SFP+-10G-SR
Xcvr 23	REV 01	740-021308	AQE1MQL	SFP+-10G-SR
MIC 1	REV 12	750-050008	ABCK5372	4X100GE CXP
PIC 1		BUILTIN	BUILTIN	4X100GE CXP
Xcvr 3	REV 01	740-046563	XD16FC02Z	CFP2-100G-SR10
XLM 0	REV 07.2.00	711-046638	ABCK3481	MPC6E XL
XLM 1	REV 07.2.00	711-046638	ABCK4725	MPC6E XL
FPC 17	REV 28	750-044130	ABBZ3873	MPC6E 3D
CPU	REV 08	711-045719	ABBZ3770	RMPD PMB
MIC 0	REV 11	750-046535	ABCC7731	24X10GE SFPP
PIC 0		BUILTIN	BUILTIN	24X10GE SFPP
Xcvr 1	REV 01	740-021308	APK0543	SFP+-10G-SR
Xcvr 2	REV 01	740-031980	B10G01119	SFP+-10G-SR
Xcvr 3	REV 01	740-021308	AQ502SX	SFP+-10G-SR
Xcvr 4	REV 01	740-021308	AQ43H84	SFP+-10G-SR
Xcvr 5	REV 01	740-021308	AQ501TB	SFP+-10G-SR
Xcvr 6	REV 01	740-021308	AQ502JZ	SFP+-10G-SR
Xcvr 7	REV 01	740-021308	AQ502SC	SFP+-10G-SR
Xcvr 8	REV 01	740-021308	AQ502JW	SFP+-10G-SR
Xcvr 9	REV 01	740-021308	AQ502RM	SFP+-10G-SR
Xcvr 10	REV 01	740-031980	AHK013B	SFP+-10G-SR
Xcvr 11	REV 01	740-021308	AQGOMRT	SFP+-10G-SR
Xcvr 13	REV 01	740-031980	AMC0JTC	SFP+-10G-SR
Xcvr 14	REV 01	740-021308	ANAOMQ0	SFP+-10G-SR
Xcvr 15	REV 01	740-021308	AQ502GS	SFP+-10G-SR
Xcvr 16	REV 01	740-021308	AQGOM0J	SFP+-10G-SR
Xcvr 17	REV 01	740-021308	AQGOMUR	SFP+-10G-SR
Xcvr 18	REV 01	740-021308	AQGOMRR	SFP+-10G-SR
Xcvr 19	REV 01	740-021308	AQGOM0F	SFP+-10G-SR
Xcvr 20	REV 01	740-021308	AQ50312	SFP+-10G-SR
Xcvr 21	REV 01	740-021308	AQ5032U	SFP+-10G-SR
Xcvr 22	REV 01	740-021308	APE17B5	SFP+-10G-SR
Xcvr 23	REV 01	740-021309	91D104A00011	SFP+-10G-LR

MIC 1	REV 03	750-050008	ABCC4522	4X100GE CXP
PIC 1		BUILTIN	BUILTIN	4X100GE CXP
Xcvr 0	REV 01	740-046563	XD16FC02U	CFP2-100G-SR10
Xcvr 1	REV 01	740-046563	XC42FC03K	CFP2-100G-SR10
Xcvr 2	REV 01	740-046563	XC42FC01Z	CFP2-100G-SR10
Xcvr 3	REV 01	740-046563	XC42FC02U	CFP2-100G-SR10
XLM 0	REV 04.2.00	711-046638	ABBZ3779	MPC6E XL
XLM 1	REV 04.2.00	711-046638	ABBZ3780	MPC6E XL
FPC 18	REV 39	750-045715	CACD1910	MPC5E 3D Q 24XGE+6XLGE
CPU	REV 09	711-045719	CACD1817	RMPD PMB
PIC 0		BUILTIN	BUILTIN	12X10GE SFPP OTN
PIC 1		BUILTIN	BUILTIN	12X10GE SFPP OTN
PIC 2		BUILTIN	BUILTIN	3X40GE QSFPP
Xcvr 0	REV 01	740-046565	QD130194	QSFPP+-40G-SR4
Xcvr 1	REV 01	740-046565	QD130193	QSFPP+-40G-SR4
Xcvr 2	REV 01	740-046565	QD130196	QSFPP+-40G-SR4
PIC 3		BUILTIN	BUILTIN	3X40GE QSFPP
Xcvr 0	REV 01	740-046565	QD130191	QSFPP+-40G-SR4
Xcvr 1	REV 01	740-046565	QD130198	QSFPP+-40G-SR4
Xcvr 2	REV 01	740-046565	QD130192	QSFPP+-40G-SR4
WAN MEZZ	REV 09	750-049136	CABN0411	MPC5E 24XGE OTN Mezz
FPC 19	REV 39	750-045715	CACD1908	MPC5E 3D Q 24XGE+6XLGE
CPU	REV 09	711-045719	CACD1820	RMPD PMB
PIC 0		BUILTIN	BUILTIN	12X10GE SFPP OTN
Xcvr 0	REV 01	740-021308	AQA0EXJ	SFP+-10G-SR
Xcvr 1	REV 01	740-021308	AQG0M6D	SFP+-10G-SR
Xcvr 2	REV 01	740-021308	AQG0LW7	SFP+-10G-SR
Xcvr 3	REV 01	740-021308	AQA0JKB	SFP+-10G-SR
Xcvr 4	REV 01	740-021308	AQG0MTM	SFP+-10G-SR
Xcvr 5	REV 01	740-021308	AQA07NE	SFP+-10G-SR
Xcvr 6	REV 01	740-021308	AQG0M41	SFP+-10G-SR
Xcvr 7	REV 01	740-021308	AQG0MU7	SFP+-10G-SR
Xcvr 8	REV 01	740-021308	AQG0MUG	SFP+-10G-SR
Xcvr 9	REV 01	740-021308	AQG0MMX	SFP+-10G-SR
Xcvr 10	REV 01	740-021308	AQG0M5K	SFP+-10G-SR
Xcvr 11	REV 01	740-021308	AQG0LVZ	SFP+-10G-SR
PIC 1		BUILTIN	BUILTIN	12X10GE SFPP OTN
PIC 2		BUILTIN	BUILTIN	3X40GE QSFPP
PIC 3		BUILTIN	BUILTIN	3X40GE QSFPP
Xcvr 0	REV 01	740-046565	QD130242	QSFPP+-40G-SR4
Xcvr 1	REV 01	740-046565	QD130245	QSFPP+-40G-SR4
Xcvr 2	REV 01	740-046565	QD130613	QSFPP+-40G-SR4
WAN MEZZ	REV 09	750-049136	CABN0418	MPC5E 24XGE OTN Mezz
ADC 0	REV 17	750-043596	ABCD5378	Adapter Card
ADC 1	REV 17	750-043596	ABCD5465	Adapter Card
ADC 2	REV 17	750-043596	ABCD5431	Adapter Card
ADC 3	REV 17	750-043596	ABCD5356	Adapter Card
ADC 4	REV 02	750-043596	ZW1545	Adapter Card
ADC 5	REV 17	750-043596	ABCD5517	Adapter Card
ADC 18	REV 17	750-043596	ABCD5535	Adapter Card
ADC 19	REV 01	750-043596	ZV4127	Adapter Card
Fan Tray 0	REV 06	760-046960	ACAY0791	172mm FanTray - 6 Fans
Fan Tray 1	REV 06	760-046960	ACAY0788	172mm FanTray - 6 Fans
Fan Tray 2	REV 06	760-046960	ACAY0755	172mm FanTray - 6 Fans
Fan Tray 3	REV 06	760-046960	ACAY0441	172mm FanTray - 6 Fans

show chassis hardware detail (MX2020 Router with MPC5EQ and MPC6E)

```
user@host>show chassis hardware detail
```

```
Hardware inventory:
```

Item	Version	Part number	Serial number	Description
------	---------	-------------	---------------	-------------

Chassis			JN120BADBAFJ	MX2020
Midplane	REV 51	750-040240	ABAB9243	Lower Backplane
Midplane 1	REV 04	711-032386	ABAB9399	Upper Backplane
PMP 1	REV 05	711-032428	ACAJ2541	Upper Power Midplane
PMP 0	REV 04	711-032426	ACAJ2194	Lower Power Midplane
FPM Board	REV 13	760-040242	ABCA8835	Front Panel Display
PSM 0	REV 01	740-050037	1EDB32403L5	DC 52V Power Supply
Module				
PSM 1	REV 01	740-050037	1EDB32403L3	DC 52V Power Supply
Module				
PSM 2	REV 01	740-050037	1EDB32403KM	DC 52V Power Supply
Module				
PSM 3	REV 01	740-050037	1EDB3130079	DC 52V Power Supply
Module				
PSM 4	REV 01	740-050037	1EDB3130077	DC 52V Power Supply
Module				
PSM 5	REV 01	740-050037	1EDB3130020	DC 52V Power Supply
Module				
PSM 6	REV 01	740-050037	1EDB313009S	DC 52V Power Supply
Module				
PSM 7	REV 01	740-050037	1EDB313008E	DC 52V Power Supply
Module				
PSM 8	REV 01	740-050037	1EDB3130063	DC 52V Power Supply
Module				
PSM 12	REV 01	740-050037	1EDB3130026	DC 52V Power Supply
Module				
PSM 13	REV 01	740-050037	1EDB3130074	DC 52V Power Supply
Module				
PSM 14	REV 01	740-050037	1EDB313009D	DC 52V Power Supply
Module				
PSM 15	REV 01	740-050037	1EDB3130024	DC 52V Power Supply
Module				
PSM 16	REV 01	740-050037	1EDB3130054	DC 52V Power Supply
Module				
PSM 17	REV 01	740-050037	1EDB3130080	DC 52V Power Supply
Module				
PDM 0	REV 03	740-045234	1EGA3170144	DC Power Dist Module
PDM 1	REV 03	740-045234	1EGA3170158	DC Power Dist Module
PDM 2	REV 03	740-045234	1EGA3170182	DC Power Dist Module
PDM 3	REV 03	740-045234	1EGA3170207	DC Power Dist Module
Routing Engine 0	REV 02	740-041821	9009112112	RE-S-1800x4
ad0 3998 MB		Virtium - TuffDrive	VCF P1T0200274310822	113 Compact Flash
ad1 30533 MB		UGB94BPH32H0S1-KCI	11000031656	Disk 1
usb0 (addr 1)		EHCI root hub 0	Intel	uhub0
usb0 (addr 2)		product 0x0020 32	vendor 0x8087	uhub1
DIMM 0		SGU04G72H1BD2SA-BB DIE REV-52 PCB REV-54	MFR ID-ce80	
DIMM 1		SGU04G72H1BD2SA-BB DIE REV-52 PCB REV-54	MFR ID-ce80	
DIMM 2		SGU04G72H1BD2SA-BB DIE REV-52 PCB REV-54	MFR ID-ce80	
DIMM 3		SGU04G72H1BD2SA-BB DIE REV-52 PCB REV-54	MFR ID-ce80	
Routing Engine 1	REV 02	740-041821	9009112087	RE-S-1800x4
ad0 3998 MB		Virtium - TuffDrive	VCF P1T0200274310822	366 Compact Flash
ad1 30533 MB		UGB94BPH32H0S1-KCI	11000039979	Disk 1
CB 0	REV 23	750-040257	CABA2295	Control Board
CB 1	REV 23	750-040257	CABE8379	Control Board
SPMB 0				
SPMB 1				
FPC 0	REV 39	750-045715	CACD1902	MPC5E 3D Q 24XGE+6XLGE
CPU				
FPC 1	REV 11	750-045372	CABK8112	MPCE Type 3 3D
CPU				
FPC 2	REV 17	750-037355	CAAS5826	MPC4E 3D 2CGE+8XGE

CPU				
FPC 3	REV 05	750-044444	CAAY9920	MPCE Type 2 3D P
CPU				
FPC 4	REV 18	750-046005	CACH5661	MPC5E 3D Q 2CGE+4XGE
CPU				
FPC 5	REV 35	750-028467	CAAR2623	MPC 3D 16x 10GE
CPU				
FPC 9	REV 30	750-044130	ABCF5773	MPC6E 3D
CPU				
FPC 10	REV 36	750-044130	ABCS8602	MPC6E 3D
CPU				
FPC 17	REV 28	750-044130	ABBZ3873	MPC6E 3D
CPU				
FPC 18	REV 39	750-045715	CACD1910	MPC5E 3D Q 24XGE+6XLGE
CPU				
FPC 19	REV 39	750-045715	CACD1908	MPC5E 3D Q 24XGE+6XLGE
CPU				
Fan Tray 0	REV 06	760-046960	ACAY0791	172mm FanTray - 6 Fans
Fan Tray 1	REV 06	760-046960	ACAY0788	172mm FanTray - 6 Fans
Fan Tray 2	REV 06	760-046960	ACAY0755	172mm FanTray - 6 Fans
Fan Tray 3	REV 06	760-046960	ACAY0441	172mm FanTray - 6 Fans

show chassis hardware extensive (MX2020 Router with MPC5EQ and MPC6E)

```

user@host> show chassis hardware extensive
Hardware inventory:
Item          Version  Part number  Serial number  Description
Chassis
Jedec Code:   0x7fb0          EEPROM Version: 0x02
S/N:          JN120BADBAFJ
Assembly ID:  0x0557          Assembly Version: 00.00
Date:         00-00-0000      Assembly Flags:  0x00
ID: MX2020
Board Information Record:
Address 0x00: 00 00 00 00 00 00 00 00 00 00 00 00 00 00 00 00
I2C Hex Data:
Address 0x00: 7f b0 02 ff 05 57 00 00 00 00 00 00 00 00 00 00
Address 0x10: 00 00 00 00 00 00 00 00 00 00 00 00 00 00 00 00
Address 0x20: 4a 4e 31 32 30 42 41 44 42 41 46 4a 00 00 00 00
Address 0x30: 00 00 00 ff 00 00 00 00 00 00 00 00 00 00 00 00
Address 0x40: 00 00 00 00 00 00 00 00 00 00 00 00 00 00 00 00
Address 0x50: 00 00 00 00 00 00 00 00 00 00 00 00 00 00 00 00
Address 0x60: 00 00 00 00 00 00 00 00 00 00 00 00 00 00 00 00
Address 0x70: 00 00 00 00 00 00 00 00 00 00 00 00 00 00 00 00
Midplane
Jedec Code:   0x7fb0          EEPROM Version: 0x02
P/N:         750-040240      S/N:          ABAB9243
Assembly ID:  0x0b22          Assembly Version: 01.51
Date:         05-30-2013      Assembly Flags: 0x00
Version:      REV 51          CLEI Code:     IPMU710ARA
ID: Lower Backplane          FRU Model Number: CHAS-BP-MX2020-S
Board Information Record:
Address 0x00: ad 01 10 00 4c 96 14 72 30 08 ff ff ff ff ff ff
I2C Hex Data:
Address 0x00: 7f b0 02 ff 0b 22 01 33 52 45 56 20 35 31 00 00
Address 0x10: 00 00 00 00 37 35 30 2d 30 34 30 32 34 30 00 00
Address 0x20: 53 2f 4e 20 41 42 41 42 39 32 34 33 00 1e 05 07
Address 0x30: dd ff ff ff ad 01 10 00 4c 96 14 72 30 08 ff ff
Address 0x40: ff ff ff ff 01 49 50 4d 55 37 31 30 41 52 41 43
Address 0x50: 48 41 53 2d 42 50 2d 4d 58 32 30 32 30 2d 53 00
Address 0x60: 00 00 00 00 00 00 41 00 00 ff ff ff ff ff ff ff

```

```

Address 0x70: ff ff ff d3 ff ff ff ff ff ff ff ff ff ff ff
Midplane 1      REV 04    711-032386    ABAB9399      Upper Backplane
Jedec Code:    0x7fb0      EEPROM Version: 0x01
P/N:          711-032386    S/N:          ABAB9399
Assembly ID:   0x0b23      Assembly Version: 01.04
Date:         10-22-2012    Assembly Flags: 0x00
Version:      REV 04
ID: Upper Backplane
Board Information Record:
Address 0x00: ff ff ff ff ff ff ff ff ff ff ff ff ff ff ff
I2C Hex Data:
Address 0x00: 7f b0 01 fe 0b 23 01 04 52 45 56 20 30 34 00 00
Address 0x10: 00 00 00 00 37 31 31 2d 30 33 32 33 38 36 00 00
Address 0x20: 53 2f 4e 20 41 42 41 42 39 33 39 39 00 16 0a 07
Address 0x30: dc ff ff ff ff ff ff ff ff ff ff ff ff ff ff
Address 0x40: ff ff ff ff 00 ff ff ff ff ff ff ff ff ff ff
Address 0x50: ff ff ff ff ff ff ff ff ff ff ff ff ff ff ff
Address 0x60: ff ff ff ff ff ff ff ff ff ff ff ff ff ff ff
Address 0x70: ff ff ff ff ff ff ff ff ff ff ff ff ff ff ff
PMP 1          REV 05    711-032428    ACAJ2541      Upper Power Midplane
Jedec Code:    0x7fb0      EEPROM Version: 0x01
P/N:          711-032428    S/N:          ACAJ2541
Assembly ID:   0x045c      Assembly Version: 01.05
Date:         04-26-2013    Assembly Flags: 0x00
Version:      REV 05
ID: Upper Power Midplane
Board Information Record:
Address 0x00: ff ff ff ff ff ff ff ff ff ff ff ff ff ff ff
I2C Hex Data:
Address 0x00: 7f b0 01 ff 04 5c 01 05 52 45 56 20 30 35 00 00
Address 0x10: 00 00 00 00 37 31 31 2d 30 33 32 34 32 38 00 00
Address 0x20: 53 2f 4e 20 41 43 41 4a 32 35 34 31 00 1a 04 07
Address 0x30: dd ff ff ff ff ff ff ff ff ff ff ff ff ff ff
Address 0x40: ff ff ff ff 00 ff ff ff ff ff ff ff ff ff ff
Address 0x50: ff ff ff ff ff ff ff ff ff ff ff ff ff ff ff
Address 0x60: ff ff ff ff ff ff ff ff ff ff ff ff ff ff ff
Address 0x70: ff ff ff ff ff ff ff ff ff ff ff ff ff ff ff
PMP 0          REV 04    711-032426    ACAJ2194      Lower Power Midplane
Jedec Code:    0x7fb0      EEPROM Version: 0x01
P/N:          711-032426    S/N:          ACAJ2194
Assembly ID:   0x045d      Assembly Version: 01.04
Date:         01-29-2013    Assembly Flags: 0x00
Version:      REV 04
ID: Lower Power Midplane
Board Information Record:
Address 0x00: ff ff ff ff ff ff ff ff ff ff ff ff ff ff ff
I2C Hex Data:
Address 0x00: 7f b0 01 ff 04 5d 01 04 52 45 56 20 30 34 00 00
Address 0x10: 00 00 00 00 37 31 31 2d 30 33 32 34 32 36 00 00
Address 0x20: 53 2f 4e 20 41 43 41 4a 32 31 39 34 00 1d 01 07
Address 0x30: dd ff ff ff ff ff ff ff ff ff ff ff ff ff ff
Address 0x40: ff ff ff ff 00 ff ff ff ff ff ff ff ff ff ff
Address 0x50: ff ff ff ff ff ff ff ff ff ff ff ff ff ff ff
Address 0x60: ff ff ff ff ff ff ff ff ff ff ff ff ff ff ff
Address 0x70: ff ff ff ff ff ff ff ff ff ff ff ff ff ff ff
FPM Board      REV 13    760-040242    ABCA8835      Front Panel Display
Jedec Code:    0x7fb0      EEPROM Version: 0x02
P/N:          760-040242    S/N:          ABCA8835
Assembly ID:   0x0b24      Assembly Version: 01.13
Date:         04-13-2013    Assembly Flags: 0x00
Version:      REV 13      CLEI Code:    IPMYAESJRA

```

```

ID: Front Panel Display          FRU Model Number: MX2020-CRAFT-S
Board Information Record:
  Address 0x00: ff ff ff ff ff ff ff ff ff ff ff ff ff ff ff ff
I2C Hex Data:
  Address 0x00: 7f b0 02 ff 0b 24 01 0d 52 45 56 20 31 33 00 00
  Address 0x10: 00 00 00 00 37 36 30 2d 30 34 30 32 34 32 00 00
  Address 0x20: 53 2f 4e 20 41 42 43 41 38 38 33 35 00 0d 04 07
  Address 0x30: dd ff ff ff ff ff ff ff ff ff ff ff ff ff ff
  Address 0x40: ff ff ff ff 01 49 50 4d 59 41 45 35 4a 52 41 4d
  Address 0x50: 58 32 30 32 30 2d 43 52 41 46 54 2d 53 00 00 00
  Address 0x60: 00 00 00 00 00 00 41 00 00 ff ff ff ff ff ff ff
  Address 0x70: ff ff ff 95 ff ff ff ff ff ff ff ff ff ff ff ff
PSM 0          REV 01   740-050037   1EDB32403L5          DC 52V Power Supply
Module
Jedec Code:    0x7fb0          EEPROM Version:    0x02
P/N:           740-050037      S/N:              1EDB32403L5
Assembly ID:   0x0478          Assembly Version:  01.01
Date:          06-21-2013      Assembly Flags:    0x00
Version:       REV 01          CLEI Code:         IPUPAKRKAA
ID: DC 52V Power Supply Module FRU Model Number: MX2000-PSM-DC-S
Board Information Record:
  Address 0x00: ff ff ff ff ff ff ff ff ff ff ff ff ff ff ff ff
I2C Hex Data:
  Address 0x00: 7f b0 02 ff 04 78 01 01 52 45 56 20 30 31 00 00
  Address 0x10: 00 00 00 00 37 34 30 2d 30 35 30 30 33 37 00 00
  Address 0x20: 31 45 44 42 33 32 34 30 33 4c 35 00 00 15 06 07
  Address 0x30: dd ff ff ff ff ff ff ff ff ff ff ff ff ff ff
  Address 0x40: ff ff ff ff 01 49 50 55 50 41 4b 52 4b 41 41 4d
  Address 0x50: 58 32 30 30 30 2d 50 53 4d 2d 44 43 2d 53 00 00
  Address 0x60: 00 00 00 00 00 00 31 30 31 ff ff ff ff ff ff ff
  Address 0x70: ff ff ff 2a 00 00 00 00 00 00 00 00 00 00 00 00
PSM 1          REV 01   740-050037   1EDB32403L3          DC 52V Power Supply
Module
Jedec Code:    0x7fb0          EEPROM Version:    0x02
P/N:           740-050037      S/N:              1EDB32403L3
Assembly ID:   0x0478          Assembly Version:  01.01
Date:          06-21-2013      Assembly Flags:    0x00
Version:       REV 01          CLEI Code:         IPUPAKRKAA
ID: DC 52V Power Supply Module FRU Model Number: MX2000-PSM-DC-S
Board Information Record:
  Address 0x00: ff ff ff ff ff ff ff ff ff ff ff ff ff ff ff ff
I2C Hex Data:
  Address 0x00: 7f b0 02 ff 04 78 01 01 52 45 56 20 30 31 00 00
  Address 0x10: 00 00 00 00 37 34 30 2d 30 35 30 30 33 37 00 00
  Address 0x20: 31 45 44 42 33 32 34 30 33 4c 33 00 00 15 06 07
  Address 0x30: dd ff ff ff ff ff ff ff ff ff ff ff ff ff ff
  Address 0x40: ff ff ff ff 01 49 50 55 50 41 4b 52 4b 41 41 4d
  Address 0x50: 58 32 30 30 30 2d 50 53 4d 2d 44 43 2d 53 00 00
  Address 0x60: 00 00 00 00 00 00 31 30 31 ff ff ff ff ff ff ff
  Address 0x70: ff ff ff 2a 00 00 00 00 00 00 00 00 00 00 00 00
PSM 2          REV 01   740-050037   1EDB32403KM          DC 52V Power Supply
Module
Jedec Code:    0x7fb0          EEPROM Version:    0x02
P/N:           740-050037      S/N:              1EDB32403KM
Assembly ID:   0x0478          Assembly Version:  01.01
Date:          06-21-2013      Assembly Flags:    0x00
Version:       REV 01          CLEI Code:         IPUPAKRKAA
ID: DC 52V Power Supply Module FRU Model Number: MX2000-PSM-DC-S
Board Information Record:
  Address 0x00: ff ff ff ff ff ff ff ff ff ff ff ff ff ff ff ff
I2C Hex Data:

```

```

Address 0x00: 7f b0 02 ff 04 78 01 01 52 45 56 20 30 31 00 00
Address 0x10: 00 00 00 00 37 34 30 2d 30 35 30 30 33 37 00 00
Address 0x20: 31 45 44 42 33 32 34 30 33 4b 4d 00 00 15 06 07
Address 0x30: dd ff ff ff ff ff ff ff ff ff ff ff ff ff ff
Address 0x40: ff ff ff ff 01 49 50 55 50 41 4b 52 4b 41 41 4d
Address 0x50: 58 32 30 30 30 2d 50 53 4d 2d 44 43 2d 53 00 00
Address 0x60: 00 00 00 00 00 00 00 00 31 30 31 ff ff ff ff ff ff
Address 0x70: ff ff ff 2a 00 00 00 00 00 00 00 00 00 00 00 00
PSM 3          REV 01  740-050037  1EDB3130079      DC 52V Power Supply
Module
Jedec Code:    0x7fb0          EEPROM Version:  0x02
P/N:           740-050037      S/N:             1EDB3130079
Assembly ID:   0x0478          Assembly Version: 01.01
Date:          05-16-2013      Assembly Flags:   0x00
Version:       REV 01          CLEI Code:        IPUPAKRKAA
ID: DC 52V Power Supply Module FRU Model Number: MX2000-PSM-DC-S
Board Information Record:
Address 0x00: ff ff ff ff ff ff ff ff ff ff ff ff ff ff ff
I2C Hex Data:
Address 0x00: 7f b0 02 ff 04 78 01 01 52 45 56 20 30 31 00 00
Address 0x10: 00 00 00 00 37 34 30 2d 30 35 30 30 33 37 00 00
Address 0x20: 31 45 44 42 33 31 33 30 30 37 39 00 00 10 05 07
Address 0x30: dd ff ff ff ff ff ff ff ff ff ff ff ff ff ff
Address 0x40: ff ff ff ff 01 49 50 55 50 41 4b 52 4b 41 41 4d
Address 0x50: 58 32 30 30 30 2d 50 53 4d 2d 44 43 2d 53 00 00
Address 0x60: 00 00 00 00 00 00 00 00 31 30 31 ff ff ff ff ff ff
Address 0x70: ff ff ff 2a 00 00 00 00 00 00 00 00 00 00 00 00
PSM 4          REV 01  740-050037  1EDB3130077      DC 52V Power Supply
Module
Jedec Code:    0x7fb0          EEPROM Version:  0x02
P/N:           740-050037      S/N:             1EDB3130077
Assembly ID:   0x0478          Assembly Version: 01.01
Date:          05-17-2013      Assembly Flags:   0x00
Version:       REV 01          CLEI Code:        IPUPAKRKAA
ID: DC 52V Power Supply Module FRU Model Number: MX2000-PSM-DC-S
Board Information Record:
Address 0x00: ff ff ff ff ff ff ff ff ff ff ff ff ff ff ff
I2C Hex Data:
Address 0x00: 7f b0 02 ff 04 78 01 01 52 45 56 20 30 31 00 00
Address 0x10: 00 00 00 00 37 34 30 2d 30 35 30 30 33 37 00 00
Address 0x20: 31 45 44 42 33 31 33 30 30 37 37 00 00 11 05 07
Address 0x30: dd ff ff ff ff ff ff ff ff ff ff ff ff ff ff
Address 0x40: ff ff ff ff 01 49 50 55 50 41 4b 52 4b 41 41 4d
Address 0x50: 58 32 30 30 30 2d 50 53 4d 2d 44 43 2d 53 00 00
Address 0x60: 00 00 00 00 00 00 00 00 31 30 31 ff ff ff ff ff ff
Address 0x70: ff ff ff 2a 00 00 00 00 00 00 00 00 00 00 00 00
PSM 5          REV 01  740-050037  1EDB3130020      DC 52V Power Supply
Module
Jedec Code:    0x7fb0          EEPROM Version:  0x02
P/N:           740-050037      S/N:             1EDB3130020
Assembly ID:   0x0478          Assembly Version: 01.01
Date:          05-16-2013      Assembly Flags:   0x00
Version:       REV 01          CLEI Code:        IPUPAKRKAA
ID: DC 52V Power Supply Module FRU Model Number: MX2000-PSM-DC-S
Board Information Record:
Address 0x00: ff ff ff ff ff ff ff ff ff ff ff ff ff ff ff
I2C Hex Data:
Address 0x00: 7f b0 02 ff 04 78 01 01 52 45 56 20 30 31 00 00
Address 0x10: 00 00 00 00 37 34 30 2d 30 35 30 30 33 37 00 00
Address 0x20: 31 45 44 42 33 31 33 30 30 32 30 00 00 10 05 07
Address 0x30: dd ff ff ff ff ff ff ff ff ff ff ff ff ff ff

```

```

Address 0x40: ff ff ff ff 01 49 50 55 50 41 4b 52 4b 41 41 4d
Address 0x50: 58 32 30 30 30 2d 50 53 4d 2d 44 43 2d 53 00 00
Address 0x60: 00 00 00 00 00 00 31 30 31 ff ff ff ff ff ff ff
Address 0x70: ff ff ff 2a 00 00 00 00 00 00 00 00 00 00 00 00
PSM 6          REV 01    740-050037    1EDB313009S    DC 52V Power Supply
Module
Jedec Code:    0x7fb0          EEPROM Version:    0x02
P/N:           740-050037      S/N:              1EDB313009S
Assembly ID:   0x0478          Assembly Version:  01.01
Date:          05-17-2013      Assembly Flags:    0x00
Version:       REV 01          CLEI Code:         IPUPAKRKAA
ID: DC 52V Power Supply Module FRU Model Number: MX2000-PSM-DC-S
Board Information Record:
Address 0x00: ff ff ff ff ff ff ff ff ff ff ff ff ff ff ff ff
I2C Hex Data:
Address 0x00: 7f b0 02 ff 04 78 01 01 52 45 56 20 30 31 00 00
Address 0x10: 00 00 00 00 37 34 30 2d 30 35 30 30 33 37 00 00
Address 0x20: 31 45 44 42 33 31 33 30 30 39 53 00 00 11 05 07
Address 0x30: dd ff ff ff ff ff ff ff ff ff ff ff ff ff ff ff
Address 0x40: ff ff ff ff 01 49 50 55 50 41 4b 52 4b 41 41 4d
Address 0x50: 58 32 30 30 30 2d 50 53 4d 2d 44 43 2d 53 00 00
Address 0x60: 00 00 00 00 00 00 31 30 31 ff ff ff ff ff ff ff
Address 0x70: ff ff ff 2a 00 00 00 00 00 00 00 00 00 00 00 00
PSM 7          REV 01    740-050037    1EDB313008E    DC 52V Power Supply
Module
Jedec Code:    0x7fb0          EEPROM Version:    0x02
P/N:           740-050037      S/N:              1EDB313008E
Assembly ID:   0x0478          Assembly Version:  01.01
Date:          05-17-2013      Assembly Flags:    0x00
Version:       REV 01          CLEI Code:         IPUPAKRKAA
ID: DC 52V Power Supply Module FRU Model Number: MX2000-PSM-DC-S
Board Information Record:
Address 0x00: ff ff ff ff ff ff ff ff ff ff ff ff ff ff ff ff
I2C Hex Data:
Address 0x00: 7f b0 02 ff 04 78 01 01 52 45 56 20 30 31 00 00
Address 0x10: 00 00 00 00 37 34 30 2d 30 35 30 30 33 37 00 00
Address 0x20: 31 45 44 42 33 31 33 30 30 38 45 00 00 11 05 07
Address 0x30: dd ff ff ff ff ff ff ff ff ff ff ff ff ff ff ff
Address 0x40: ff ff ff ff 01 49 50 55 50 41 4b 52 4b 41 41 4d
Address 0x50: 58 32 30 30 30 2d 50 53 4d 2d 44 43 2d 53 00 00
Address 0x60: 00 00 00 00 00 00 31 30 31 ff ff ff ff ff ff ff
Address 0x70: ff ff ff 2a 00 00 00 00 00 00 00 00 00 00 00 00
PSM 8          REV 01    740-050037    1EDB3130063    DC 52V Power Supply
Module
Jedec Code:    0x7fb0          EEPROM Version:    0x02
P/N:           740-050037      S/N:              1EDB3130063
Assembly ID:   0x0478          Assembly Version:  01.01
Date:          05-17-2013      Assembly Flags:    0x00
Version:       REV 01          CLEI Code:         IPUPAKRKAA
ID: DC 52V Power Supply Module FRU Model Number: MX2000-PSM-DC-S
Board Information Record:
Address 0x00: ff ff ff ff ff ff ff ff ff ff ff ff ff ff ff ff
I2C Hex Data:
Address 0x00: 7f b0 02 ff 04 78 01 01 52 45 56 20 30 31 00 00
Address 0x10: 00 00 00 00 37 34 30 2d 30 35 30 30 33 37 00 00
Address 0x20: 31 45 44 42 33 31 33 30 30 36 33 00 00 11 05 07
Address 0x30: dd ff ff ff ff ff ff ff ff ff ff ff ff ff ff ff
Address 0x40: ff ff ff ff 01 49 50 55 50 41 4b 52 4b 41 41 4d
Address 0x50: 58 32 30 30 30 2d 50 53 4d 2d 44 43 2d 53 00 00
Address 0x60: 00 00 00 00 00 00 31 30 31 ff ff ff ff ff ff ff
Address 0x70: ff ff ff 2a 00 00 00 00 00 00 00 00 00 00 00 00

```

```

PSM 12          REV 01  740-050037  1EDB3130026      DC 52V Power Supply
Module
Jedec Code:    0x7fb0          EEPROM Version:    0x02
P/N:           740-050037      S/N:             1EDB3130026
Assembly ID:   0x0478          Assembly Version: 01.01
Date:          05-16-2013      Assembly Flags:   0x00
Version:       REV 01          CLEI Code:        IPUPAKRKAA
ID: DC 52V Power Supply Module FRU Model Number: MX2000-PSM-DC-S
Board Information Record:
Address 0x00: ff ff ff ff ff ff ff ff ff ff ff ff ff ff ff
I2C Hex Data:
Address 0x00: 7f b0 02 ff 04 78 01 01 52 45 56 20 30 31 00 00
Address 0x10: 00 00 00 00 37 34 30 2d 30 35 30 30 33 37 00 00
Address 0x20: 31 45 44 42 33 31 33 30 30 32 36 00 00 10 05 07
Address 0x30: dd ff ff ff ff ff ff ff ff ff ff ff ff ff ff
Address 0x40: ff ff ff ff 01 49 50 55 50 41 4b 52 4b 41 41 4d
Address 0x50: 58 32 30 30 30 2d 50 53 4d 2d 44 43 2d 53 00 00
Address 0x60: 00 00 00 00 00 00 31 30 31 ff ff ff ff ff ff ff
Address 0x70: ff ff ff 2a 00 00 00 00 00 00 00 00 00 00 00 00
PSM 13          REV 01  740-050037  1EDB3130074      DC 52V Power Supply
Module
Jedec Code:    0x7fb0          EEPROM Version:    0x02
P/N:           740-050037      S/N:             1EDB3130074
Assembly ID:   0x0478          Assembly Version: 01.01
Date:          05-17-2013      Assembly Flags:   0x00
Version:       REV 01          CLEI Code:        IPUPAKRKAA
ID: DC 52V Power Supply Module FRU Model Number: MX2000-PSM-DC-S
Board Information Record:
Address 0x00: ff ff ff ff ff ff ff ff ff ff ff ff ff ff ff
I2C Hex Data:
Address 0x00: 7f b0 02 ff 04 78 01 01 52 45 56 20 30 31 00 00
Address 0x10: 00 00 00 00 37 34 30 2d 30 35 30 30 33 37 00 00
Address 0x20: 31 45 44 42 33 31 33 30 30 37 34 00 00 11 05 07
Address 0x30: dd ff ff ff ff ff ff ff ff ff ff ff ff ff ff
Address 0x40: ff ff ff ff 01 49 50 55 50 41 4b 52 4b 41 41 4d
Address 0x50: 58 32 30 30 30 2d 50 53 4d 2d 44 43 2d 53 00 00
Address 0x60: 00 00 00 00 00 00 31 30 31 ff ff ff ff ff ff ff
Address 0x70: ff ff ff 2a 00 00 00 00 00 00 00 00 00 00 00 00
PSM 14          REV 01  740-050037  1EDB313009D      DC 52V Power Supply
Module
Jedec Code:    0x7fb0          EEPROM Version:    0x02
P/N:           740-050037      S/N:             1EDB313009D
Assembly ID:   0x0478          Assembly Version: 01.01
Date:          05-17-2013      Assembly Flags:   0x00
Version:       REV 01          CLEI Code:        IPUPAKRKAA
ID: DC 52V Power Supply Module FRU Model Number: MX2000-PSM-DC-S
Board Information Record:
Address 0x00: ff ff ff ff ff ff ff ff ff ff ff ff ff ff ff
I2C Hex Data:
Address 0x00: 7f b0 02 ff 04 78 01 01 52 45 56 20 30 31 00 00
Address 0x10: 00 00 00 00 37 34 30 2d 30 35 30 30 33 37 00 00
Address 0x20: 31 45 44 42 33 31 33 30 30 39 44 00 00 11 05 07
Address 0x30: dd ff ff ff ff ff ff ff ff ff ff ff ff ff ff
Address 0x40: ff ff ff ff 01 49 50 55 50 41 4b 52 4b 41 41 4d
Address 0x50: 58 32 30 30 30 2d 50 53 4d 2d 44 43 2d 53 00 00
Address 0x60: 00 00 00 00 00 00 31 30 31 ff ff ff ff ff ff ff
Address 0x70: ff ff ff 2a 00 00 00 00 00 00 00 00 00 00 00 00
PSM 15          REV 01  740-050037  1EDB3130024      DC 52V Power Supply
Module
Jedec Code:    0x7fb0          EEPROM Version:    0x02
P/N:           740-050037      S/N:             1EDB3130024

```

```

Assembly ID: 0x0478      Assembly Version: 01.01
Date:          05-16-2013  Assembly Flags: 0x00
Version:       REV 01      CLEI Code:      IPUPAKRKAA
ID: DC 52V Power Supply Module FRU Model Number: MX2000-PSM-DC-S
Board Information Record:
Address 0x00: ff ff ff ff ff ff ff ff ff ff ff ff ff ff ff ff
I2C Hex Data:
Address 0x00: 7f b0 02 ff 04 78 01 01 52 45 56 20 30 31 00 00
...

```

show chassis hardware models (MX2020 Routers with MPC5EQ and MPC6E)

```

user@host> show chassis hardware models
Hardware inventory:

```

Item	Version	Part number	Serial number	FRU model number
Midplane	REV 51	750-040240	ABAB9243	CHAS-BP-MX2020-S
FPM Board	REV 13	760-040242	ABCA8835	MX2020-CRAFT-S
PSM 0	REV 01	740-050037	1EDB32403L5	MX2000-PSM-DC-S
PSM 1	REV 01	740-050037	1EDB32403L3	MX2000-PSM-DC-S
PSM 2	REV 01	740-050037	1EDB32403KM	MX2000-PSM-DC-S
PSM 3	REV 01	740-050037	1EDB3130079	MX2000-PSM-DC-S
PSM 4	REV 01	740-050037	1EDB3130077	MX2000-PSM-DC-S
PSM 5	REV 01	740-050037	1EDB3130020	MX2000-PSM-DC-S
PSM 6	REV 01	740-050037	1EDB313009S	MX2000-PSM-DC-S
PSM 7	REV 01	740-050037	1EDB313008E	MX2000-PSM-DC-S
PSM 8	REV 01	740-050037	1EDB3130063	MX2000-PSM-DC-S
PSM 12	REV 01	740-050037	1EDB3130026	MX2000-PSM-DC-S
PSM 13	REV 01	740-050037	1EDB3130074	MX2000-PSM-DC-S
PSM 14	REV 01	740-050037	1EDB313009D	MX2000-PSM-DC-S
PSM 15	REV 01	740-050037	1EDB3130024	MX2000-PSM-DC-S
PSM 16	REV 01	740-050037	1EDB3130054	MX2000-PSM-DC-S
PSM 17	REV 01	740-050037	1EDB3130080	MX2000-PSM-DC-S
PDM 0	REV 03	740-045234	1EGA3170144	MX2000-PDM-DC-S
PDM 1	REV 03	740-045234	1EGA3170158	MX2000-PDM-DC-S
PDM 2	REV 03	740-045234	1EGA3170182	MX2000-PDM-DC-S
PDM 3	REV 03	740-045234	1EGA3170207	MX2000-PDM-DC-S
Routing Engine 0	REV 02	740-041821	9009112112	RE-MX2000-1800X4-S
Routing Engine 1	REV 02	740-041821	9009112087	RE-MX2000-1800X4-S
CB 0	REV 23	750-040257	CABA2295	RE-MX2000-1800X4-S
CB 1	REV 23	750-040257	CABE8379	RE-MX2000-1800X4-S
SFB 0	REV 06	711-044466	ABCD5001	MX2000-SFB-S
SFB 1	REV 06	711-044466	ABCD5034	MX2000-SFB-S
SFB 2	REV 06	711-044466	ABCH3899	MX2000-SFB-S
SFB 3	REV 06	711-044466	ABCD5020	MX2000-SFB-S
SFB 4	REV 06	711-044466	ABCD4975	MX2000-SFB-S
SFB 5	REV 06	711-044466	ABCH3881	MX2000-SFB-S
SFB 6	REV 06	711-044466	ABCD5026	MX2000-SFB-S
SFB 7	REV 06	711-044466	ABCD5032	MX2000-SFB-S
FPC 0	REV 39	750-045715	CACD1902	PROTO-ASSEMBLY
FPC 1	REV 11	750-045372	CABK8112	MX-MPC3E-3D
FPC 2	REV 17	750-037355	CAAS5826	MPC4E-3D-2CGE-8XGE
FPC 3	REV 05	750-044444	CAAY9920	MX-MPC2E-3D-P
FPC 4	REV 18	750-046005	CACH5661	PROTO-ASSEMBLY
FPC 5	REV 35	750-028467	CAAR2623	MPC-3D-16XGE-SFPP
FPC 9	REV 30	750-044130	ABCF5773	PROTO-ASSEMBLY
FPC 10	REV 36	750-044130	ABCS8602	PROTO-ASSEMBLY
FPC 17	REV 28	750-044130	ABBZ3873	PROTO-ASSEMBLY
FPC 18	REV 39	750-045715	CACD1910	PROTO-ASSEMBLY
FPC 19	REV 39	750-045715	CACD1908	PROTO-ASSEMBLY
ADC 0	REV 17	750-043596	ABCD5378	MX2000-LC-ADAPTER
ADC 1	REV 17	750-043596	ABCD5465	MX2000-LC-ADAPTER

ADC 2	REV 17	750-043596	ABCD5431	MX2000-LC-ADAPTER
ADC 3	REV 17	750-043596	ABCD5356	MX2000-LC-ADAPTER
ADC 4	REV 02	750-043596	ZW1545	750-043596
ADC 5	REV 17	750-043596	ABCD5517	MX2000-LC-ADAPTER
ADC 18	REV 17	750-043596	ABCD5535	MX2000-LC-ADAPTER
ADC 19	REV 01	750-043596	ZV4127	750-043596
Fan Tray 0	REV 06	760-046960	ACAY0791	MX2000-FANTRAY-S
Fan Tray 1	REV 06	760-046960	ACAY0788	MX2000-FANTRAY-S
Fan Tray 2	REV 06	760-046960	ACAY0755	MX2000-FANTRAY-S
Fan Tray 3	REV 06	760-046960	ACAY0441	MX2000-FANTRAY-S

show chassis hardware clei-models (MX2020 Router with MPC5EQ and MPC6E)

```

user@host> show chassis hardware clei-models
Hardware inventory:

```

Item	Version	Part number	CLEI code	FRU model number
Midplane	REV 51	750-040240	IPMU710ARA	CHAS-BP-MX2020-S
FPM Board	REV 13	760-040242	IPMYAE5JRA	MX2020-CRAFT-S
PSM 0	REV 01	740-050037	IPUPAKRKAA	MX2000-PSM-DC-S
PSM 1	REV 01	740-050037	IPUPAKRKAA	MX2000-PSM-DC-S
PSM 2	REV 01	740-050037	IPUPAKRKAA	MX2000-PSM-DC-S
PSM 3	REV 01	740-050037	IPUPAKRKAA	MX2000-PSM-DC-S
PSM 4	REV 01	740-050037	IPUPAKRKAA	MX2000-PSM-DC-S
PSM 5	REV 01	740-050037	IPUPAKRKAA	MX2000-PSM-DC-S
PSM 6	REV 01	740-050037	IPUPAKRKAA	MX2000-PSM-DC-S
PSM 7	REV 01	740-050037	IPUPAKRKAA	MX2000-PSM-DC-S
PSM 8	REV 01	740-050037	IPUPAKRKAA	MX2000-PSM-DC-S
PSM 12	REV 01	740-050037	IPUPAKRKAA	MX2000-PSM-DC-S
PSM 13	REV 01	740-050037	IPUPAKRKAA	MX2000-PSM-DC-S
PSM 14	REV 01	740-050037	IPUPAKRKAA	MX2000-PSM-DC-S
PSM 15	REV 01	740-050037	IPUPAKRKAA	MX2000-PSM-DC-S
PSM 16	REV 01	740-050037	IPUPAKRKAA	MX2000-PSM-DC-S
PSM 17	REV 01	740-050037	IPUPAKRKAA	MX2000-PSM-DC-S
PDM 0	REV 03	740-045234	IPUPAJSKAA	MX2000-PDM-DC-S
PDM 1	REV 03	740-045234	IPUPAJSKAA	MX2000-PDM-DC-S
PDM 2	REV 03	740-045234	IPUPAJSKAA	MX2000-PDM-DC-S
PDM 3	REV 03	740-045234	IPUPAJSKAA	MX2000-PDM-DC-S
CB 0	REV 23	750-040257	IPUCBA7CTA	RE-MX2000-1800X4-S
CB 1	REV 23	750-040257	IPUCBA7CTA	RE-MX2000-1800X4-S
SFB 0	REV 06	711-044466	IPUCBA6CAA	MX2000-SFB-S
SFB 1	REV 06	711-044466	IPUCBA6CAA	MX2000-SFB-S
SFB 2	REV 06	711-044466	IPUCBA6CAA	MX2000-SFB-S
SFB 3	REV 06	711-044466	IPUCBA6CAA	MX2000-SFB-S
SFB 4	REV 06	711-044466	IPUCBA6CAA	MX2000-SFB-S
SFB 5	REV 06	711-044466	IPUCBA6CAA	MX2000-SFB-S
SFB 6	REV 06	711-044466	IPUCBA6CAA	MX2000-SFB-S
SFB 7	REV 06	711-044466	IPUCBA6CAA	MX2000-SFB-S
FPC 0	REV 39	750-045715	PROTOXCLEI	PROTO-ASSEMBLY
FPC 1	REV 11	750-045372	COUIBBNBAA	MX-MPC3E-3D
FPC 2	REV 17	750-037355	IPU3A4DHAA	MPC4E-3D-2CGE-8XGE
FPC 3	REV 05	750-044444	COUIBBGBAA	MX-MPC2E-3D-P
MIC 0	REV 28	750-028387	COUIA16BAA	MIC-3D-4XGE-XFP
FPC 4	REV 18	750-046005	PROTOXCLEI	PROTO-ASSEMBLY
FPC 5	REV 35	750-028467		MPC-3D-16XGE-SFPP
FPC 9	REV 30	750-044130	PROTOXCLEI	PROTO-ASSEMBLY
MIC 0	REV 05	750-049457	PROTOXCLEI	PROTO-ASSEMBLY
FPC 10	REV 36	750-044130	PROTOXCLEI	PROTO-ASSEMBLY
MIC 0	REV 06	750-049979	PROTOXCLEI	PROTO-ASSEMBLY
MIC 1	REV 12	750-050008	PROTOXCLEI	PROTO-ASSEMBLY
FPC 17	REV 28	750-044130	PROTOXCLEI	PROTO-ASSEMBLY
MIC 1	REV 03	750-050008	PROTOXCLEI	PROTO-ASSEMBLY

FPC 18	REV 39	750-045715	PROTOXCLEI	PROTO-ASSEMBLY
FPC 19	REV 39	750-045715	PROTOXCLEI	PROTO-ASSEMBLY
ADC 0	REV 17	750-043596	IPUCBA8CAA	MX2000-LC-ADAPTER
ADC 1	REV 17	750-043596	IPUCBA8CAA	MX2000-LC-ADAPTER
ADC 2	REV 17	750-043596	IPUCBA8CAA	MX2000-LC-ADAPTER
ADC 3	REV 17	750-043596	IPUCBA8CAA	MX2000-LC-ADAPTER
ADC 4	REV 02	750-043596	PROTOXCLEI	750-043596
ADC 5	REV 17	750-043596	IPUCBA8CAA	MX2000-LC-ADAPTER
ADC 18	REV 17	750-043596	IPUCBA8CAA	MX2000-LC-ADAPTER
ADC 19	REV 01	750-043596	PROTOXCLEI	750-043596
Fan Tray 0	REV 06	760-046960	IPUCBA5CAA	MX2000-FANTRAY-S
Fan Tray 1	REV 06	760-046960	IPUCBA5CAA	MX2000-FANTRAY-S
Fan Tray 2	REV 06	760-046960	IPUCBA5CAA	MX2000-FANTRAY-S
Fan Tray 3	REV 06	760-046960	IPUCBA5CAA	MX2000-FANTRAY-S

show chassis hardware (MX Series routers with ATM MIC)

```

user@host> show chassis hardware
Hardware inventory:
Item          Version  Part number  Serial number  Description
Chassis                               JN115736EAFc  MX240
Midplane      REV 07   760-021404   ABAA5038       MX240 Backplane
FPM Board     REV 03   760-021392   ABBA2758       Front Panel Display
PEM 0         Rev 01   740-022697   QCS0937C07K    PS 1.2-1.7kW; 100-240V
AC in
PEM 1         Rev 01   740-022697   QCS0939C04X    PS 1.2-1.7kW; 100-240V
AC in
PEM 2         Rev 01   740-022697   QCS0937C06B    PS 1.2-1.7kW; 100-240V
AC in
PEM 3         Rev 01   740-022697   QCS0937C07U    PS 1.2-1.7kW; 100-240V
AC in
Routing Engine 0 REV 12   740-013063   9009042291     RE-S-2000
Routing Engine 1 REV 12   740-013063   9009042266     RE-S-2000
CB 0          REV 06   710-021523   ABBC1435       MX SCB
CB 1          REV 06   710-021523   ABBC1497       MX SCB
FPC 2         REV 14   750-031088   YH8446         MPC Type 2 3D Q
CPU           REV 06   711-030884   YH9612         MPC PMB 2G
MIC 0
MIC 1         REV 10   750-036132   ZP7062         2xOC12/8xOC3 CC-CE
PIC 2         BUILTIN  BUILTIN       2xOC12/8xOC3 CC-CE

Xcvr 0        NON-JNPR  23393-00492    UNKNOWN
Xcvr 1        NON-JNPR  23393-00500    UNKNOWN
Xcvr 2        NON-JNPR  23393-00912    UNKNOWN
Xcvr 3        REV 01   740-015638   22216-00575    Load SFP
Xcvr 4        REV 01   740-015638   24145-00110    Load SFP
Xcvr 5        REV 01   740-015638   24145-00016    Load SFP
Xcvr 6        REV 01   740-015638   24145-00175    Load SFP
Xcvr 7        NON-JNPR  23393-00627    UNKNOWN
QXM 0         REV 05   711-028408   YF4681         MPC QXM
QXM 1         REV 05   711-028408   YF4817         MPC QXM
Fan Tray 0    REV 01   710-021113   XL3645         MX240 Fan Tray

```

show chassis hardware (MX240, MX480, MX960 routers with Application Services Modular Line Card)

```

user@host> show chassis hardware
Hardware inventory:
Item          Version  Part number  Serial number  Description
Chassis                               JN11D969BAFA  MX960
Midplane      REV 03   710-013698   ACAA2362       MX960 Backplane

```

FPM Board	REV 03	710-014974	ZR0639	Front Panel Display
PDM	Rev 03	740-013110	QCS152250SX	Power Distribution Module
PEM 0	Rev 10	740-013683	QCS1512718W	DC Power Entry Module
PEM 1	Rev 10	740-013683	QCS1512702Y	DC Power Entry Module
Routing Engine 0	REV 15	740-013063	9012024667	RE-S-2000
Routing Engine 1	REV 15	740-013063	9012024649	RE-S-2000
CB 0	REV 14	750-031391	ZJ7749	Enhanced MX SCB
CB 1	REV 14	750-031391	ZJ7750	Enhanced MX SCB
CB 2	REV 14	750-031391	ZY9233	Enhanced MX SCB
FPC 0	REV 17	750-031089	YR7434	MPC Type 2 3D
CPU				
FPC 1	REV 11	750-037207	ZW9727	AS-MCC
CPU	REV 04	711-038173	ZW4817	AS-MCC-PMB
MIC 0	REV 01	750-037214	ZH3764	AS-MSC
PIC 0		BUILTIN	BUILTIN	AS-MSC
MIC 1	REV 01	711-028408	JZ9200	AS-MXC
PIC 2		BUILTIN	BUILTIN	AS-MXC
FPC 4	REV 30	750-028467	ABBN0232	MPC 3D 16x 10GE
CPU				
FPC 5	REV 04	750-037207	ZK9074	AS-MCC
CPU				
Fan Tray 0	REV 05	740-014971	VT5683	Fan Tray
Fan Tray 1	REV 05	740-014971	VT5684	Fan Tray

show chassis hardware extensive (MX240, MX480, MX960 Routers with Application Services Modular Line Card)

```
user@host> show chassis hardware extensive
```

```
ID: AS-MCC                                FRU Model Number: 750-037207
Board Information Record:
Address 0x00: ff ff ff ff ff ff ff ff ff ff ff ff ff ff ff ff I2C Hex Data:
Address 0x00: 7f b0 02 ff 0b 37 01 0b 52 45 56 20 31 31 00 00
Address 0x10: 00 00 00 00 37 35 30 2d 30 33 37 32 30 37 00 00
Address 0x20: 53 2f 4e 20 5a 57 39 37 32 37 00 00 00 11 02 07
Address 0x30: dc ff ff ff ff ff ff ff ff ff ff ff ff ff ff ff
Address 0x40: ff ff ff ff 01 50 52 4f 54 4f 58 43 4c 45 49 37
Address 0x50: 35 30 2d 30 33 37 32 30 37 00 00 00 00 00 00 00
Address 0x60: 00 00 00 00 00 00 31 31 00 ff ff ff ff ff ff ff
Address 0x70: ff ff ff 5e ff ff ff ff ff ff ff ff ff ff ff ff
CPU                                REV 04 711-038173 ZW4817 AS-MCC-PMB
Jedec Code: 0x7fb0                EEPROM Version: 0x02
P/N: 711-038173                   S/N: ZW4817
Assembly ID: 0x0b38               Assembly Version: 01.04
Date: 12-30-2011                  Assembly Flags: 0x00
Version: REV 04
ID: AS-MCC-PMB
Board Information Record:
Address 0x00: ff ff ff ff ff ff ff ff ff ff ff ff ff ff ff ff I2C Hex Data:
Address 0x00: 7f b0 02 ff 0b 38 01 04 52 45 56 20 30 34 00 00
Address 0x10: 00 00 00 00 37 31 31 2d 30 33 38 31 37 33 00 00
Address 0x20: 53 2f 4e 20 5a 57 34 38 31 37 00 00 00 1e 0c 07
Address 0x30: db ff ff ff ff ff ff ff ff ff ff ff ff ff ff ff
Address 0x40: ff ff ff ff 00 50 52 4f 54 4f 58 43 4c 45 49 37
Address 0x50: 31 31 2d 30 33 38 31 37 33 00 00 00 00 00 00 00
Address 0x60: 00 00 00 00 00 00 30 34 00 ff ff ff ff ff ff ff
Address 0x70: ff ff ff 60 00 00 00 00 00 00 00 00 00 00 00 00
MIC 0                                REV 01 750-037214 ZH3764 AS-MSC
Jedec Code: 0x7fb0                EEPROM Version: 0x02
P/N: 750-037214                   S/N: ZH3764
```

```

Assembly ID: 0x0a44          Assembly Version: 01.01
Date: 07-04-2011           Assembly Flags: 0x00
Version: REV 01
ID: AS-MSC
Board Information Record:
Address 0x00: ff ff ff ff ff ff ff ff ff ff ff ff ff ff ff ff I2C Hex Data:
Address 0x00: 7f b0 02 ff 0a 44 01 01 52 45 56 20 30 31 00 00
Address 0x10: 00 00 00 00 37 35 30 2d 30 33 37 32 31 34 00 00
Address 0x20: 53 2f 4e 20 5a 48 33 37 36 34 00 00 00 04 07 07
Address 0x30: db ff ff ff ff ff ff ff ff ff ff ff ff ff ff
Address 0x40: ff ff ff ff 00 00 00 00 00 00 00 00 00 00 00 00
Address 0x50: 00 00 00 00 00 00 00 00 00 00 00 00 00 00 00 00
Address 0x60: 00 00 00 00 00 00 00 00 00 00 00 ff ff ff ff ff
Address 0x70: ff ff ff f6 c0 03 e1 bc 00 00 00 00 00 00 00 00
PIC 0          BUILTIN      BUILTIN      AS-MSC
FPC 4          REV 30      750-028467  ABBN0232      MPC 3D 16x 10GE
Jedec Code: 0x7fb0          EEPROM Version: 0x01

```

show chassis hardware (MX480 Router with MPC4E)

```

user@host> show chassis hardware
Hardware inventory:
Item          Version  Part number  Serial number  Description
Chassis                               JN10FF57BAFB  MX480
Midplane      REV 05   750-047849   Good           MX480 Midplane
FPM Board     REV 02   710-017254   KG2066         Front Panel Display
PEM 0         Rev 03   740-017330   QCS081590BJ    PS 1.2-1.7kW; 100-240V
AC in
PEM 1         Rev 03   740-017330   QCS0815908Z    PS 1.2-1.7kW; 100-240V
AC in
PEM 2         Rev 03   740-029970   QCS1001U001    PS 1.4-2.52kW; 90-264V
AC in
Routing Engine 0 REV 05   740-031116   9009089502     RE-S-1800x4
Routing Engine 1 REV 05   740-031116   9009089624     RE-S-1800x4
CB 0          REV 02   750-031391   YE8506         Enhanced MX SCB
CB 1          REV 14   750-031391   ZK8265         Enhanced MX SCB
FPC 2         REV 05   750-037358   ZT0638         MPC4E 3D 32XGE
CPU           REV 07   711-035209   ZK3187         HMPD PMB 2G
PIC 0         BUILTIN  BUILTIN      8X10GE SFPP
PIC 1         BUILTIN  BUILTIN      8X10GE SFPP
PIC 2         BUILTIN  BUILTIN      8X10GE SFPP
PIC 3         BUILTIN  BUILTIN      8X10GE SFPP
FPC 3         REV 06   750-037355   CAAB1144       MPC4E 3D 2CGE+8XGE
CPU           REV 08   711-035209   CAAB1278       HMPD PMB 2G
PIC 0         BUILTIN  BUILTIN      4x10GE SFPP
Xcvr 0        REV 01   740-031980   B11E01439     SFP+-10G-SR
Xcvr 1        REV 01   740-031980   B11D05809     SFP+-10G-SR
PIC 1         BUILTIN  BUILTIN      1X100GE CFP
Xcvr 0        NON-JNPR  D5418         UNKNOWN
PIC 2         BUILTIN  BUILTIN      4x10GE SFPP
PIC 3         BUILTIN  BUILTIN      1X100GE CFP
Xcvr 0        NON-JNPR  X12J00362     CFP-100G-SR10
FPC 4         REV 12.3.10 750-033205   YR9445        MPCE Type 3 3D
CPU
Fan Tray                               Enhanced Left Fan Tray

```

show chassis hardware (MX2020 Router with MPC4E)

```

user@host> show chassis hardware
Hardware inventory:
Item          Version  Part number  Serial number  Description

```

Chassis			JN11E188CAFJ	MX2020
Midplane	REV 04	711-032387	ABAC7474	Lower Backplane
Midplane 1	REV 04	711-032386	ABAC7408	Upper Backplane
PMP 1	REV 03	711-032428	ACAJ1137	Upper Power Midplane
PMP 0	REV 03	711-032426	ACAJ1016	Lower Power Midplane
FPM Board	REV 06	760-040242	ABBT8832	Front Panel Display
PSM 3	REV 0C	740-033727	VK00255	DC 52V Power Supply
Module				
PSM 4	REV 0C	740-033727	VJ00148	DC 52V Power Supply
Module				
PSM 5	REV 0C	740-033727	VK00207	DC 52V Power Supply
Module				
PSM 6	REV 0C	740-033727	VK00319	DC 52V Power Supply
Module				
PSM 7	REV 0C	740-033727	VK00264	DC 52V Power Supply
Module				
PSM 8	REV 0B	740-033727	VG00025	DC 52V Power Supply
Module				
PSM 13	REV 0C	740-033727	VK00274	DC 52V Power Supply
Module				
PSM 14	REV 0C	740-033727	VJ00167	DC 52V Power Supply
Module				
PSM 15	REV 0C	740-033727	VK00299	DC 52V Power Supply
Module				
PSM 16	REV 0C	740-033727	VK00213	DC 52V Power Supply
Module				
PSM 17	REV 0C	740-033727	VK00253	DC 52V Power Supply
Module				
PDM 0	REV 0B	740-038109	VJ00040	DC Power Dist Module
PDM 2	REV 0B	740-038109	VJ00025	DC Power Dist Module
Routing Engine 0	REV 02	740-041821	9009089735	RE-S-1800x4
Routing Engine 1	REV 02	740-041821	9009089731	RE-S-1800x4
CB 0	REV 04	750-040257	ZT2846	Control Board
CB 1	REV 04	750-040257	ZT2877	Control Board
SPMB 0	REV 01	711-041855	ZS2282	PMB Board
SPMB 1	REV 01	711-041855	ZS2261	PMB Board
SFB 0	REV 07	711-032385	ZZ2582	Switch Fabric Board
SFB 1	REV 04	711-032385	ZV4229	Switch Fabric Board
SFB 2	REV 07	711-032385	CAAB4902	Switch Fabric Board
SFB 3	REV 07	711-032385	CAAB4891	Switch Fabric Board
SFB 4	REV 07	711-032385	CAAB4883	Switch Fabric Board
SFB 5	REV 07	711-032385	CAAB4889	Switch Fabric Board
SFB 6	REV 06	711-032385	ZV1818	Switch Fabric Board
SFB 7	REV 07	711-032385	CAAB4897	Switch Fabric Board
FPC 0	REV 34	750-031090	ZT9799	MPC Type 2 3D EQ
CPU	REV 06	711-030884	ZS1122	MPC PMB 2G
MIC 0	REV 11	750-033535	CAAD7674	MIC-3D-10C192-XFP
PIC 0		BUILTIN	BUILTIN	MIC-3D-10C192-XFP
Xcvr 0	REV 01	740-014279	753019A00404	XFP-OC192-SR
MIC 1	REV 14	750-031967	ZM6103	MIC-3D-80C30C12-40C48
PIC 2		BUILTIN	BUILTIN	MIC-3D-80C30C12-40C48
Xcvr 0	REV 01	740-011615	PEF1AZP	SFP-IR
Xcvr 1	REV 01	740-011615	PEF1AZN	SFP-IR
Xcvr 2	REV 01	740-021308	ANA0N8S	SFP+-10G-SR
QXM 0	REV 06	711-028408	ZT9339	MPC QXM
QXM 1	REV 06	711-028408	ZT9237	MPC QXM
FPC 9	REV 34	750-031090	ZT9770	MPC Type 2 3D EQ
CPU	REV 06	711-030884	ZS1302	MPC PMB 2G
MIC 0	REV 24	750-028387	YJ3950	3D 4x 10GE XFP
PIC 0		BUILTIN	BUILTIN	2x 10GE XFP
Xcvr 0		NON-JNPR	T09M52516	XFP-10G-SR

Xcvr 1		NON-JNPR	CA49BK095	XFP-10G-SR
PIC 1		BUILTIN	BUILTIN	2x 10GE XFP
Xcvr 0	REV 02	740-014289	C834XU01T	XFP-10G-SR
Xcvr 1		NON-JNPR	T09M52515	XFP-10G-SR
MIC 1	REV 11	750-033535	CAAD7681	MIC-3D-10C192-XFP
PIC 2		BUILTIN	BUILTIN	MIC-3D-10C192-XFP
Xcvr 0	REV 01	740-014279	KBQ02BE	XFP-OC192-SR
QXM 0	REV 06	711-028408	ZT9151	MPC QXM
QXM 1	REV 06	711-028408	ZT9116	MPC QXM
FPC 10	REV 27	750-033205	ZL6215	MPCE Type 3 3D
CPU	REV 07	711-035209	ZK9038	HMPC PMB 2G
MIC 0	REV 18	750-028380	YG6885	3D 2x 10GE XFP
PIC 0		BUILTIN	BUILTIN	1x 10GE XFP
Xcvr 0	REV 01	740-014289	C706XU0AG	XFP-10G-SR
PIC 1		BUILTIN	BUILTIN	1x 10GE XFP
Xcvr 0	REV 02	740-014289	T08L84366	XFP-10G-SR
FPC 14	REV 09	750-037355	CAAF1534	MPC4E 3D 2CGE+8XGE
CPU	REV 08	711-035209	CAAB9879	HMPC PMB 2G
PIC 0		BUILTIN	BUILTIN	4x10GE SFPP
Xcvr 0	REV 01	740-021308	21T511100436	SFP+-10G-SR
Xcvr 1	REV 01	740-031980	AHPOGPM	SFP+-10G-SR
Xcvr 2	REV 01	740-031980	123363A00032	SFP+-10G-SR
Xcvr 3	REV 01	740-021308	19T511100477	SFP+-10G-SR
PIC 1		BUILTIN	BUILTIN	1X100GE CFP
Xcvr 0		NON-JNPR	X12J00260	CFP-100G-SR10
PIC 2		BUILTIN	BUILTIN	4x10GE SFPP
Xcvr 0	REV 01	740-021308	21T511104086	SFP+-10G-SR
Xcvr 1	REV 01	740-021308	21T511104627	SFP+-10G-SR
Xcvr 3	REV 01	740-021308	21T511104644	SFP+-10G-SR
PIC 3		BUILTIN	BUILTIN	1X100GE CFP
FPC 19	REV 32	750-028467	ZR2008	MPC 3D 16x 10GE
CPU	REV 10	711-029089	ZT6933	AMPC PMB
PIC 0		BUILTIN	BUILTIN	4x 10GE(LAN) SFP+
Xcvr 0	REV 01	740-021308	19T511100291	SFP+-10G-SR
Xcvr 1	REV 01	740-021308	AMH02VE	SFP+-10G-SR
PIC 1		BUILTIN	BUILTIN	4x 10GE(LAN) SFP+
Xcvr 0	REV 01	740-021308	23T511102128	SFP+-10G-SR
PIC 2		BUILTIN	BUILTIN	4x 10GE(LAN) SFP+
Xcvr 0	REV 01	740-021308	AMS15PP	SFP+-10G-SR
PIC 3		BUILTIN	BUILTIN	4x 10GE(LAN) SFP+
Xcvr 0	REV 01	740-031980	123363A00716	SFP+-10G-SR
ADC 0	REV 05	750-043596	CAAC2072	Adapter Card
ADC 9	REV 01	750-043596	ZV4111	Adapter Card
ADC 10	REV 05	750-043596	CAAC2058	Adapter Card
ADC 14	REV 02	750-043596	ZW1561	Adapter Card
ADC 19	REV 01	750-043596	ZV4127	Adapter Card
Fan Tray 0	REV 03	760-046960	ACAY0124	172mm FanTray - 6 Fans
Fan Tray 1	REV 2A	760-046960	ACAY0022	172mm FanTray - 6 Fans
Fan Tray 2	REV 2A	760-046960	ACAY0023	172mm FanTray - 6 Fans
Fan Tray 3	REV 2A	760-046960	ACAY0025	172mm FanTray - 6 Fans

show chassis hardware (MX5, MX10, MX40, MX80, MX240, MX480, and MX960 Routers with Enhanced 20-Port Gigabit Ethernet MIC)

```
user@host> show chassis hardware
```

```
Hardware inventory:
```

Item	Version	Part number	Serial number	Description
Chassis			F3434	MX80-P
Midplane	REV 01	711-044315	ZK2681	MX80-P
PEM 0	Rev 04	740-028288	VE05267	AC Power Entry Module
PEM 1	Rev 04	740-028288	VE05270	AC Power Entry Module

Routing Engine		BUILTIN	BUILTIN	Routing Engine
TFEB 0		BUILTIN	BUILTIN	Forwarding Engine
Processor				
QXM 0	REV 05	711-028408	ZK0952	MPC QXM
FPC 0		BUILTIN	BUILTIN	MPC BUILTIN
MIC 0		BUILTIN	BUILTIN	4x 10GE XFP
PIC 0		BUILTIN	BUILTIN	4x 10GE XFP
FPC 1		BUILTIN	BUILTIN	MPC BUILTIN
MIC 0	REV 02	750-049846	CAAV2153	3D 20x 1GE(LAN)-E,SFP
PIC 0		BUILTIN	BUILTIN	10x 1GE(LAN) -E SFP
Xcvr 0	REV 01	740-011613	AM0816S9B81	SFP-SX
Xcvr 1	REV 02	740-011613	AM0925SBLK7	SFP-SX
Xcvr 2	REV 01	740-011613	UAQ0005	SFP-SX
Xcvr 3	REV 01	740-011613	UAQ000C	SFP-SX
Xcvr 4	REV 01	740-011613	P9F195E	SFP-SX
Xcvr 5	REV 01	740-011613	UAQ0003	SFP-SX
Xcvr 6	REV 01	740-031851	AM1041SU1LD	SFP-SX
Xcvr 8	REV 02	740-013111	B101501	SFP-T
PIC 1		BUILTIN	BUILTIN	10x 1GE(LAN) -E SFP
Xcvr 0	REV 01	740-011613	PFM1ML7	SFP-SX
Xcvr 4	REV 01	740-011613	PE729P6	SFP-SX
Xcvr 6	REV 02	740-011613	AM1014SGC84	SFP-SX
Xcvr 9	REV 01	740-011613	AM0812S8UK3	SFP-SX
MIC 1	REV 26	750-028392	ZY0187	3D 20x 1GE(LAN) SFP
PIC 2		BUILTIN	BUILTIN	10x 1GE(LAN) SFP
Xcvr 0	REV 01	740-011613	P9F1AN9	SFP-SX
Xcvr 5	REV 02	740-011613	AM1003SFUF4	SFP-SX
Xcvr 9	REV 01	740-031851	AM1041SU1LM	SFP-SX
PIC 3		BUILTIN	BUILTIN	10x 1GE(LAN) SFP
Xcvr 4	REV 01	740-011613	PAJ4MYT	SFP-SX
Xcvr 7	+	NON-JNPR	XG32A024	SFP-SX
Xcvr 8		NON-JNPR	PFROV6J	SFP-SX
Xcvr 9	REV 01	740-031851	AM1041SU02U	SFP-SX
Fan Tray				

show chassis hardware models (MX5, MX10, MX40, MX80, MX240, MX480, and MX960 Routers with Enhanced 20-Port Gigabit Ethernet MIC)

```

user@host> show chassis hardware models
Hardware inventory:
Item          Version  Part number  Serial number  FRU model number
PEM 0         Rev 04    740-028288   VE05267        PWR-MX80-AC-S
PEM 1         Rev 04    740-028288   VE05270        PWR-MX80-AC-S
Routing Engine
TFEB 0
FPC 0
FPC 1
  MIC 0       REV 02    750-049846   CAAV2153       MIC-3D-20GE-SFP-E
  MIC 1       REV 26    750-028392   ZY0187         MIC-3D-20GE-SFP
Fan Tray
FANTRAY-MX80-S

```

show chassis hardware (T320 Router)

```

user@host> show chassis hardware
Hardware inventory:
Item          Version  Part number  Serial number  Description
Chassis
Midplane      REV 04    710-004339   BC1436        T320 Backplane
FPM GBUS      REV 03    710-004461   BC1407        T320 FPM Board
FPM Display   REV 04    710-002897   BE0763        FPM Display
CIP           REV 05    710-002895   BB2311        T Series CIP

```

PEM 0	Rev 01	740-004359	NB12546	Power Entry Module
SCG 0	REV 06	710-004455	AY4522	T320 Sonet
Clock Gen.				
Routing Engine 0				unknown
CB 0	REV 13	710-002728	BC1577	T Series
Control Board				
CB 1	REV 13	710-002728	BC1595	T Series
Control Board				
FPC 1	REV 09	710-007531	HS1572	FPC Type 2
CPU	REV 15	710-001726	HR8763	FPC CPU
PIC 0	REV 01	750-010618	CB5579	4x G/E SFP,
1000 BASE				
SFP 0	REV 01	740-007326	P5809Z1	SFP-SX
SFP 1	REV 01	740-007326	P4Q10XU	SFP-SX
SFP 2		NON-JNPR	RA45020031	SFP-SX
SFP 3		NON-JNPR	RA45020032	SFP-SX
PIC 1	REV 01	750-010618	CD9587	4x G/E SFP,
1000 BASE				
SFP 0		NON-JNPR	P5A08QZ	SFP-T
SFP 1	REV 01	740-007326	P4Q133K	SFP-SX
SFP 2	REV 01	740-007326	P5809YY	SFP-SX
SFP 3	REV 01	740-007327	4C81704	SFP-LX
MMB 1	REV 03	710-005555	HR9401	MMB-288mbit
PPB 0	REV 04	710-003758	HR2886	PPB Type 2
FPC 2	REV 07	710-005860	HP2392	FPC Type 1
CPU	REV 14	710-001726	HP7797	FPC CPU
PIC 0	REV 02	750-007643	HM0853	1x G/E QPP,
1000 BASE				
SFP 0	REV 01	740-007326	P11E9JJ	SFP-SX
MMB 1	REV 02	710-005555	HN2379	MMB-288mbit
PPB 0	REV 04	710-003758	HP8092	PPB Type 2
FPC 3	REV 07	710-005860	HP2393	FPC Type 1
CPU	REV 14	710-001726	HP0968	FPC CPU
PIC 0	REV 01	750-010240	CB5363	1x G/E SFP,
1000 BASE				
SFP 0	REV 01	740-007326	P4R0PNH	SFP-SX
PIC 1	REV 03	750-003034	HD2832	4x OC-3 SONET,
SMIR				
MMB 1	REV 02	710-005555	HN6307	MMB-288mbit
PPB 0	REV 04	710-003758	HP5051	PPB Type 2
FPC 4	REV 01	710-010845	JD3872	FPC Type 4
CPU	REV 02	710-011481	JB6042	FPC CPU
5	REV 01	710-005802	BC1566	FPC Type 2
CPU	REV 09	710-001726	AY4922	FPC CPU
PIC 0	REV 02	750-008155	BE2114	2x G/E QPP,
1000 BASE				
SFP 0	REV 01	740-007326	P4R0PMQ	SFP-SX
SFP 1	REV 01	740-007326	P4R0PN9	SFP-SX
PIC 1	REV 01	750-008155	BE2116	2x G/E QPP,
1000 BASE				
SFP 0	REV 01	740-007326	P4R0PNZ	SFP-SX
SFP 1		NON-JNPR	2908	SFP-T
MMB 1	REV 01	710-005555	AZ2246	MMB-288mbit
PPB 0	REV 03	710-003758	AY4839	PPB Type 2
FPC 7	REV 01	710-005803	AZ2123	FPC Type 3
...				

show chassis hardware (T640 Router)

```
user@host> show chassis hardware
```

Hardware inventory:

Item	Version	Part number	Serial number	Description
Chassis			19182	T640
Midplane	REV 04	710-002726	AX5608	T640 Backplane
FPM GBUS	REV 02	710-002901	HE3064	T640 FPM Board
FPM Display	REV 02	710-002897	HE7864	FPM Display
CIP	REV 05	710-002895	HA5024	T Series CIP
PEM 0	Rev 02	740-029522	VH26235	AC PEM 10kW US
PEM 1	Rev 02	740-029522	VH26230	AC PEM 10kW US
SCG 0	REV 03	710-003423	HA4508	T640 Sonet Clock Gen.
Routing Engine 0	REV 02	740-005022	210865700483	RE-3.0 (RE-600)
CB 0	REV 01	710-002728	HD3044	T Series Control Board
FPC 2	REV 04	710-001721	HD5572	FPC Type 3
CPU	REV 06	710-001726	HA4712	FPC CPU
PIC 1	REV 03	750-009567	HV2331	1x 10GE(LAN),XENPAK
SFP 0	REV 01	740-009898	USC202R103	XENPAK-SR
PIC 2	REV 03	750-009567	HV2332	1x 10GE(LAN),XENPAK
SFP 0	REV 01	740-011268	USC202R112	XENPAK-ZR
PIC 3	REV 03	750-009567	HX4416	1x 10GE(LAN),XENPAK
SFP 0	REV 01	740-012056	434TC004	XENPAK-CX4
PIC 4	REV 03	750-009567	HX4420	1x 10GE(LAN),XENPAK
SFP 0	REV 01	740-012058	434TC124	XENPAK-LX4
FPC 5	REV 01	710-013553	JE4839	E2-FPC Type 1
CPU	REV 01	710-013569	JW9163	FPC CPU
PIC 0	REV 01	750-009567	HX4419	1x 10GE(LAN),XENPAK
SFP 0	REV 01	740-009898	USC202RT05	XENPAK-LR
PIC 1	REV 03	750-009567	HN7426	1x 10GE(LAN),XENPAK
SFP 0	REV 01	740-009550	03L90051	XENPAK-ER
PIC 2	REV 03	750-009467	HT7423	1x 10GE(LAN),XENPAK
SFP 0		NON-JNPR		UNKNOWN
PIC 3	REV 04	750-005100	AY4850	1x 10GE(LAN),DWD
FPC 4	REV 01	710-010845	JD3872	FPC Type 4
CPU	REV 02	710-011481	JB6042	FPC CPU
Fan Tray 0				Front Top Fan Tray
Fan Tray 1				Front Bottom Fan Tray
Fan Tray 2				Rear Fan Tray

show chassis hardware models (T640 Router)

user@host> show chassis hardware models

Hardware inventory:

Item	Version	Part number	CLEI code	FRU model number
Midplane	REV 04	710-002726		CHAS-BP-T640-S
FPM Display	REV 02	710-002897		CRAFT-T640-S
CIP	REV 05	710-002895		CIP-L-T640-S
PEM 0	Rev 01	740-002595		PWR-T-DC-S
SCG 0	REV 04	710-003423		SCG-T-S
SCG 1	REV 04	710-003423		SCG-T-S
Routing Engine 0	REV 01	740-005022		RE-600-2048-S
Routing Engine 1	REV 07	740-005022		RE-600-2048-S
CB 0	REV 06	710-002726		CHAS-BP-T640-S
CB 1	REV 06	710-002728		CB-L-T-S
FPC 5	REV 05	710-007527		T640-FPC2
PIC 0	REV 05	750-002510		PB-2GE-SX
PIC 1	REV 05	750-001901		PB-40C12-SON-SMIR
FPC 6	REV 03	710-001721		T640-FPC3
PIC 1	REV 01	750-009553		PC-40C48-SON-SFP
SIB 4	REV 02	750-005486		SIB-I-T640-S
Fan Tray 0				FANTRAY-T-S
Fan Tray 1				FANTRAY-T-S
Fan Tray 2				FAN-REAR-TX-T640-S

show chassis hardware extensive (T640 Router)

```

user@host> show chassis hardware extensive
Hardware inventory:
Item          Version  Part number  Serial number  Description
Chassis
Jedec Code:   0x7fb0          EEPROM Version: 0x01
P/N:          .....        S/N:          .....
Assembly ID:  0x0507          Assembly Version: 00.00
Date:         00-00-0000      Assembly Flags:  0x00
Version:      .....
ID: Gibson LCC Chassis
Board Information Record:
Address 0x00: 00 00 00 00 00 00 00 00 00 00 00 00 00 00 00 00
I2C Hex Data:
Address 0x00: 7f b0 01 ff 05 07 00 00 00 00 00 00 00 00 00 00
Address 0x10: 00 00 00 00 00 00 00 00 00 00 00 00 00 00 00 00
Address 0x20: ff ff ff ff ff ff ff ff ff ff ff ff 00 00 00 00
Address 0x30: 00 00 00 00 00 00 00 00 00 00 00 00 00 00 00 00
Address 0x40: 00 00 00 00 00 00 00 00 00 00 00 00 00 00 00 00
Midplane      REV 04    710-002726  AX5633
Jedec Code:   0x7fb0          EEPROM Version: 0x01
P/N:          710-002726.    S/N:          AX5633.
Assembly ID:  0x0127          Assembly Version: 01.04
Date:         06-27-2001      Assembly Flags:  0x00
Version:      REV 04.....
ID: Gibson Backplane
Board Information Record:
Address 0x00: ad 01 08 00 00 90 69 0e f8 00 ff ff ff ff ff ff
I2C Hex Data:
Address 0x00: 7f b0 01 ff 01 27 01 04 52 45 56 20 30 34 00 00
Address 0x10: 00 00 00 00 37 31 30 2d 30 30 32 37 32 36 00 00
Address 0x20: 53 2f 4e 20 41 58 35 36 33 33 00 00 00 1b 06 07
Address 0x30: d1 ff ff ff ad 01 08 00 00 90 69 0e f8 00 ff ff
Address 0x40: ff ff ff ff ff ff ff ff ff ff ff ff ff ff ff ff
FPM GBUS      REV 02    710-002901  HE3245
...
FPM Display   REV 02    710-002897  HA4873
...
CIP           REV 05    710-002895  HA4729
...
PEM 1         RevX02    740-002595  MD21815          Power Entry Module
...
SCG 0         REV 04    710-003423  HF6023
...
SCG 1         REV 04    710-003423  HF6061
...
Routing Engine 0 REV 01    740-005022  210865700292    RE-3.0
...
CB 0          REV 06    710-002728  HE3614
...
FPC 1         REV 01    710-002385  HE3009          FPC Type 1
...
              REV 06    710-001726  HC0010

```

show chassis hardware (T4000 Router)

```

user@host> show chassis hardware
Hardware inventory:
Item          Version  Part number  Serial number  Description
Chassis
Midplane      REV 01    710-027486  RC8355        T-series Backplane

```

FPM GBUS	REV 13	710-002901	BBAE0927	T640 FPM Board
FPM Display	REV 01	710-021387	EF6764	T1600 FPM Display
CIP	REV 06	710-002895	BBAD9210	T-series CIP
PEM 0	REV 01	740-036442	VA00016	Power Entry Module 6x60
SCG 0	REV 18	710-003423	BBAD7248	T640 Sonet Clock Gen.
SCG 1	REV 18	710-003423	BBAE3874	T640 Sonet Clock Gen.
Routing Engine 0	REV 05	740-026941	P737F-002248	RE-DUO-1800
Routing Engine 1	REV 06	740-026941	P737F-002653	RE-DUO-1800
CB 0	REV 09	710-022597	ED0295	LCC Control Board
CB 1	REV 09	710-022597	EA6050	LCC Control Board
FPC 0	REV 26	750-032819	EK1173	FPC Type 5-3D
CPU	REV 12	711-030686	EJ8584	SNG PMB
PIC 0	REV 07	750-034624	EF6837	12x10GE (LAN/WAN) SFPP
Xcvr 0	REV 01	740-031980	123363A01145	SFP+-10G-SR
Xcvr 1	REV 01	740-031980	123363A01147	SFP+-10G-SR
Xcvr 2	REV 01	740-031980	AJJ01P3	SFP+-10G-SR
Xcvr 3	REV 01	740-031980	B10M03256	SFP+-10G-SR
Xcvr 4	REV 01	740-031980	AJJ01M2	SFP+-10G-SR
Xcvr 5	REV 01	740-031980	123363A01137	SFP+-10G-SR
Xcvr 6	REV 01	740-031980	AJJ01PN	SFP+-10G-SR
Xcvr 7	REV 01	740-031980	AJJ01NW	SFP+-10G-SR
Xcvr 8	REV 01	740-031980	123363A01139	SFP+-10G-SR
Xcvr 9	REV 01	740-031980	AJJ01KE	SFP+-10G-SR
Xcvr 10	REV 01	740-031980	123363A01336	SFP+-10G-SR
Xcvr 11	REV 01	740-031980	B10M01325	SFP+-10G-SR
PIC 1	REV 07	750-034624	EF6800	12x10GE (LAN/WAN) SFPP
Xcvr 0	REV 01	740-031980	AJJ01SA	SFP+-10G-SR
Xcvr 1	REV 01	740-031980	AJJ01QZ	SFP+-10G-SR
Xcvr 2	REV 01	740-031980	AJH0217	SFP+-10G-SR
Xcvr 3	REV 01	740-031980	AJJ01TE	SFP+-10G-SR
Xcvr 4	REV 01	740-031980	AJJ01KV	SFP+-10G-SR
Xcvr 5	REV 01	740-031980	AJJ01MU	SFP+-10G-SR
Xcvr 6	REV 01	740-031980	AJJ01R0	SFP+-10G-SR
Xcvr 7	REV 01	740-031980	AJJ01TC	SFP+-10G-SR
Xcvr 8	REV 01	740-031980	AJJ0364	SFP+-10G-SR
Xcvr 9	REV 01	740-031980	AJD0GV3	SFP+-10G-SR
Xcvr 10	REV 01	740-031980	B10M03343	SFP+-10G-SR
Xcvr 11	REV 01	740-031980	AJJ01QJ	SFP+-10G-SR
LMB 0	REV 05	711-034381	EJ8490	Type-0 LMB
LMB 1	REV 04	711-035774	EJ8517	Type-1 LMB
LMB 2	REV 05	711-034381	EJ8489	Type-0 LMB
FPC 3	REV 07	750-032819	EG3637	FPC Type 5-3D
CPU	REV 09	711-030686	EG0150	SNG PMB
PIC 0	REV 08	750-035293	EF3657	1x100GE
Xcvr 0	REV 01	740-032210	C22CQNJ	CFP-100G-LR4
PIC 1	REV 10	750-034624	BBAN4098	12x10GE (LAN/WAN) SFPP
Xcvr 0	REV 01	740-031980	B11J04902	SFP+-10G-SR
Xcvr 1	REV 01	740-031980	B11J04891	SFP+-10G-SR
Xcvr 2	REV 01	740-031980	AJJ01MX	SFP+-10G-SR
Xcvr 3	REV 01	740-031980	B11J04183	SFP+-10G-SR
Xcvr 4	REV 01	740-031980	B11J04894	SFP+-10G-SR
Xcvr 5	REV 01	740-031980	B11J04184	SFP+-10G-SR
Xcvr 6	REV 01	740-031980	B11J04897	SFP+-10G-SR
Xcvr 7	REV 01	740-031980	B11J04899	SFP+-10G-SR
Xcvr 8	REV 01	740-031980	AJJ01TV	SFP+-10G-SR
Xcvr 9	REV 01	740-031980	B11J04057	SFP+-10G-SR
Xcvr 10	REV 01	740-031980	AJJ01M4	SFP+-10G-SR
Xcvr 11	REV 01	740-031980	B11J04905	SFP+-10G-SR
LMB 0	REV 04	711-034381	EG1524	Type-0 LMB
LMB 1	REV 03	711-035774	EG0345	Type-1 LMB
LMB 2	REV 04	711-034381	EG1522	Type-0 LMB

FPC 5	REV 03	710-033871	BBAJ0768	FPC Type 4-ES
CPU	REV 11	710-016744	BBAH9342	ST-PMB2
PIC 0	REV 09	750-029262	EE6789	100GE
PIC 1	REV 03	750-034781	EE6655	100GE CFP
Xcvr 0	REV 01	740-032210	J11A22334	CFP-100G-LR4
BRIDGE 0	REV 03	711-029995	EE6572	100GE Bridge Board
MMB 0	REV 07	710-025563	BBAJ4657	ST-MMB2
MMB 1	REV 07	710-025563	BBAJ3073	ST-MMB2
FPC 6	REV 05	750-010153	EF4936	FPC Type 5-3D
CPU	REV 06	711-030686	EF4189	SNG PMB
PIC 0	REV 10	750-034624	BBAN4109	12x10GE (LAN/WAN) SFPP
Xcvr 0	REV 01	740-031980	B11J04895	SFP+-10G-SR
Xcvr 1	REV 01	740-031980	B11J04898	SFP+-10G-SR
Xcvr 2	REV 01	740-031980	B11J04021	SFP+-10G-SR
Xcvr 3	REV 01	740-031980	B11J04903	SFP+-10G-SR
Xcvr 4	REV 01	740-031980	B11J04311	SFP+-10G-SR
Xcvr 5	REV 01	740-031980	B11J04059	SFP+-10G-SR
Xcvr 6	REV 01	740-031980	B11J04016	SFP+-10G-SR
Xcvr 7	REV 01	740-031980	B11J04017	SFP+-10G-SR
Xcvr 8	REV 01	740-031980	B11J04887	SFP+-10G-SR
Xcvr 9	REV 01	740-031980	B11J04297	SFP+-10G-SR
Xcvr 10	REV 01	740-031980	B11J04893	SFP+-10G-SR
Xcvr 11	REV 01	740-031980	B11J04022	SFP+-10G-SR
PIC 1	REV 02	750-034624	EE3711	12x10GE (LAN/WAN) SFPP
Xcvr 0	REV 01	740-031980	AJH033X	SFP+-10G-SR
Xcvr 1	REV 01	740-031980	AJJ01N0	SFP+-10G-SR
Xcvr 2	REV 01	740-031980	AJJ01SV	SFP+-10G-SR
Xcvr 3	REV 01	740-031980	AJJ032L	SFP+-10G-SR
Xcvr 4	REV 01	740-031980	B10M01593	SFP+-10G-SR
Xcvr 5	REV 01	740-031980	AJD0FF1	SFP+-10G-SR
Xcvr 6	REV 01	740-031980	AJJ01NU	SFP+-10G-SR
Xcvr 7	REV 01	740-031980	123363A01305	SFP+-10G-SR
Xcvr 8	REV 01	740-031980	B10M00361	SFP+-10G-SR
Xcvr 9	REV 01	740-031980	AJJ01M7	SFP+-10G-SR
Xcvr 10	REV 01	740-031980	AJJ032X	SFP+-10G-SR
Xcvr 11	REV 01	740-031980	AJJ01PG	SFP+-10G-SR
LMB 0	REV 04	711-034381	EF3838	Type-0 LMB
LMB 1	REV 03	711-035774	EF3821	Type-1 LMB
LMB 2	REV 04	711-034381	EF3834	Type-0 LMB
SPMB 0	REV 05	710-023321	ED1990	LCC Switch CPU
SPMB 1	REV 05	710-023321	EA2768	LCC Switch CPU
SIB 0	REV 02	711-036340	EF8802	SIB-HC-3D
SIB 1	REV 07	711-036340	EG2286	SIB-HC-3D
SIB 2	REV 07	711-036340	EG2252	SIB-HC-3D
SIB 3	REV 02	711-036340	EF1358	SIB-HC-3D
SIB 4	REV 02	711-036340	EF8806	SIB-HC-3D
Fan Tray 0				Front Top Fan Tray
Fan Tray 1				Front Bottom Fan Tray
-- Rev 2				
Fan Tray 2				Rear Fan Tray -- Rev 3

show chassis hardware (T4000 Router with 16-GB Line Card Chassis (LCC) Routing Engine)

```
user@host> show chassis hardware
```

```
Hardware inventory:
```

Item	Version	Part number	Serial number	Description
Chassis			JN11BDF2CAHA	T1600
Midplane	REV 01	710-027486	ACAJ0774	T640 Backplane
FPM GBUS	REV 13	710-002901	BBAL6812	T640 FPM Board
FPM Display	REV 04	710-021387	BBAP2679	T1600 FPM Display
CIP	REV 06	710-002895	BBAP4758	T-series CIP

PEM 0	Rev 03	740-026384	XF86421	Power Entry Module 3x80
PEM 1	Rev 03	740-026384	XF86429	Power Entry Module 3x80
SCG 0	REV 18	710-003423	BBAP1896	T640 Sonet Clock Gen.
SCG 1	REV 18	710-003423	BBAN8659	T640 Sonet Clock Gen.
Routing Engine 0	REV 01	740-042243	737F-002238	RE-DUO-1800-16G
Routing Engine 1	REV 01	740-042243	737F-002403	RE-DUO-1800-16G
CB 1	REV 11	710-022597	EK4526	LCC Control Board
CB 1	REV 11	710-022597	EK4527	LCC Control Board
FPC 0	REV 05	710-033871	EK5644	FPC Type 4-ES
CPU	REV 11	710-016744	EK3428	ST-PMB2
PIC 0	REV 20	750-017405	EJ3041	4x 10GE (LAN/WAN) XFP
PIC 1	REV 17	750-026962	EH7536	10x10GE (LAN/WAN) SFPP
MMB 0	REV 07	710-025563	EK6039	ST-MMB2
MMB 1	REV 07	710-025563	EK6086	ST-MMB2
FPC 1	REV 05	710-033871	EK6583	FPC Type 4-ES
CPU	REV 11	710-016744	EK3401	ST-PMB2
PIC 0	REV 17	750-026962	EJ8948	10x10GE (LAN/WAN) SFPP
MMB 0	REV 07	710-025563	EK6202	ST-MMB2
MMB 1	REV 07	710-025563	EK6112	ST-MMB2
SPMB 1	REV 05	710-023321	EK4900	LCC Switch CPU
SIB 0	REV 11	710-013074	EK5958	SIB-I8-SF
SIB 1	REV 11	710-013074	EK4606	SIB-I8-SF
SIB 2	REV 11	710-013074	EK5971	SIB-I8-SF
SIB 3	REV 11	710-013074	EK4609	SIB-I8-SF
SIB 4	REV 11	710-013074	EK4602	SIB-I8-SF
Fan Tray 0				Front Top Fan Tray
Fan Tray 1				Front Bottom Fan Tray
Fan Tray 2				Rear Fan Tray -- Rev 2

show chassis hardware (T4000 Router with LSR FPC)

```

user@host> show chassis hardware
Hardware inventory:
Item          Version  Part number  Serial number  Description
Chassis                               JN1173A24AHA  T4000
FPC 3         REV     750-048373  AN7797         FPC Type 5-LSR
CPU          REV 10   711-030686  AN6649         SNG PMB
PIC 0         REV 07   750-034624  EF6830         12x10GE (LAN/WAN) SFPP

```

show chassis hardware clei-models (T4000 Router)

```

user@host> show chassis hardware clei-models
Hardware inventory:
Item          Version  Part number  CLEI code  FRU model number
Midplane      REV 01   710-027486  IPMJ700DRD CHAS-BP-T1600-S
FPM Display   REV 01   710-021387  CRAFT-T1600-S
CIP           REV 06   710-002895  CIP-L-T640-S
PEM 0         REV 01   740-036442  IPUPAG6KAA PWR-T-6-60-DC
SCG 0         REV 18   710-003423  SCG-T-S
SCG 1         REV 18   710-003423  SCG-T-S
Routing Engine 0 REV 05   740-026941  RE-DUO-C1800-8G-S
Routing Engine 1 REV 06   740-026941  RE-DUO-C1800-8G-S
CB 0          REV 09   710-022597  CB-LCC-S
CB 1          REV 09   710-022597  CB-LCC-S
FPC 3
PIC 0         REV 08   750-035293  XXXXXXXXBB PF-1CGE-CFP
PIC 1         REV 10   750-034624  XXXXXXXXCC PF-12XGE-SFPP
FPC 5         REV 03   710-033871  IPUCAMBCTD T1600-FPC4-ES
PIC 1         REV 03   750-034781  IPUIBKLMAA PD-1CE-CFP-FPC4
FPC 6
PIC 0         REV 10   750-034624  XXXXXXXXCC PF-12XGE-SFPP

```

Fan Tray 0	FANTRAY-T-S
Fan Tray 1	FANTRAY-T4000-S
Fan Tray 2	FANTRAY-TXP-R-S

show chassis hardware detail (T4000 Router)

```

user@host> show chassis hardware detail
Hardware inventory:

```

Item	Version	Part number	Serial number	Description
Chassis			JN1172F25AHA	T4000
Midplane	REV 01	710-027486	RC8355	T-series Backplane
FPM GBUS	REV 13	710-002901	BBAE0927	T640 FPM Board
FPM Display	REV 01	710-021387	EF6764	T1600 FPM Display
CIP	REV 06	710-002895	BBAD9210	T-series CIP
PEM 0	REV 01	740-036442	VA00016	Power Entry Module 6x60
SCG 0	REV 18	710-003423	BBAD7248	T640 Sonet Clock Gen.
SCG 1	REV 18	710-003423	BBAE3874	T640 Sonet Clock Gen.
Routing Engine 0	REV 05	740-026941	P737F-002248	RE-DUO-1800
ad0 3823 MB	SMART CF		2009121602A661576157	Compact Flash
ad1 59690 MB	STEC MACH-8 SSD		STM000103FDB	Disk 1
Routing Engine 1	REV 06	740-026941	P737F-002653	RE-DUO-1800
ad0 3823 MB	SMART CF		201011150153F52CF52C	Compact Flash
ad1 62720 MB	SMART Lite SATA Drive		2010110900150A880A88	Disk 1
CB 0	REV 09	710-022597	ED0295	LCC Control Board
CB 1	REV 09	710-022597	EA6050	LCC Control Board
FPC 0	REV 26	750-032819	EK1173	FPC Type 5-3D
CPU	REV 12	711-030686	EJ8584	SNG PMB
PIC 0	REV 07	750-034624	EF6837	12x10GE (LAN/WAN) SFPP
Xcvr 0	REV 01	740-031980	123363A01145	SFP+-10G-SR
Xcvr 1	REV 01	740-031980	123363A01147	SFP+-10G-SR
Xcvr 2	REV 01	740-031980	AJJ01P3	SFP+-10G-SR
Xcvr 3	REV 01	740-031980	B10M03256	SFP+-10G-SR
Xcvr 4	REV 01	740-031980	AJJ01M2	SFP+-10G-SR
Xcvr 5	REV 01	740-031980	123363A01137	SFP+-10G-SR
Xcvr 6	REV 01	740-031980	AJJ01PN	SFP+-10G-SR
Xcvr 7	REV 01	740-031980	AJJ01NW	SFP+-10G-SR
Xcvr 8	REV 01	740-031980	123363A01139	SFP+-10G-SR
Xcvr 9	REV 01	740-031980	AJJ01KE	SFP+-10G-SR
Xcvr 10	REV 01	740-031980	123363A01336	SFP+-10G-SR
Xcvr 11	REV 01	740-031980	B10M01325	SFP+-10G-SR
PIC 1	REV 07	750-034624	EF6800	12x10GE (LAN/WAN) SFPP
Xcvr 0	REV 01	740-031980	AJJ01SA	SFP+-10G-SR
Xcvr 1	REV 01	740-031980	AJJ01QZ	SFP+-10G-SR
Xcvr 2	REV 01	740-031980	AJH0217	SFP+-10G-SR
Xcvr 3	REV 01	740-031980	AJJ01TE	SFP+-10G-SR
Xcvr 4	REV 01	740-031980	AJJ01KV	SFP+-10G-SR
Xcvr 5	REV 01	740-031980	AJJ01MU	SFP+-10G-SR
Xcvr 6	REV 01	740-031980	AJJ01R0	SFP+-10G-SR
Xcvr 7	REV 01	740-031980	AJJ01TC	SFP+-10G-SR
Xcvr 8	REV 01	740-031980	AJJ0364	SFP+-10G-SR
Xcvr 9	REV 01	740-031980	AJD0GV3	SFP+-10G-SR
Xcvr 10	REV 01	740-031980	B10M03343	SFP+-10G-SR
Xcvr 11	REV 01	740-031980	AJJ01QJ	SFP+-10G-SR
LMB 0	REV 05	711-034381	EJ8490	Type-0 LMB
LMB 1	REV 04	711-035774	EJ8517	Type-1 LMB
LMB 2	REV 05	711-034381	EJ8489	Type-0 LMB
FPC 3	REV 07	750-032819	EG3637	FPC Type 5-3D
CPU	REV 09	711-030686	EG0150	SNG PMB
PIC 0	REV 08	750-035293	EF3657	1x100GE
Xcvr 0	REV 01	740-032210	C22CQNJ	CFP-100G-LR4
PIC 1	REV 10	750-034624	BBAN4098	12x10GE (LAN/WAN) SFPP

Xcvr 0	REV 01	740-031980	B11J04902	SFP+-10G-SR
Xcvr 1	REV 01	740-031980	B11J04891	SFP+-10G-SR
Xcvr 2	REV 01	740-031980	AJJ01MX	SFP+-10G-SR
Xcvr 3	REV 01	740-031980	B11J04183	SFP+-10G-SR
Xcvr 4	REV 01	740-031980	B11J04894	SFP+-10G-SR
Xcvr 5	REV 01	740-031980	B11J04184	SFP+-10G-SR
Xcvr 6	REV 01	740-031980	B11J04897	SFP+-10G-SR
Xcvr 7	REV 01	740-031980	B11J04899	SFP+-10G-SR
Xcvr 8	REV 01	740-031980	AJJ01TV	SFP+-10G-SR
Xcvr 9	REV 01	740-031980	B11J04057	SFP+-10G-SR
Xcvr 10	REV 01	740-031980	AJJ01M4	SFP+-10G-SR
Xcvr 11	REV 01	740-031980	B11J04905	SFP+-10G-SR
LMB 0	REV 04	711-034381	EG1524	Type-0 LMB
LMB 1	REV 03	711-035774	EG0345	Type-1 LMB
LMB 2	REV 04	711-034381	EG1522	Type-0 LMB
FPC 5	REV 03	710-033871	BBAJ0768	FPC Type 4-ES
CPU	REV 11	710-016744	BBAH9342	ST-PMB2
PIC 0	REV 09	750-029262	EE6789	100GE
PIC 1	REV 03	750-034781	EE6655	100GE CFP
Xcvr 0	REV 01	740-032210	J11A22334	CFP-100G-LR4
BRIDGE 0	REV 03	711-029995	EE6572	100GE Bridge Board
MMB 0	REV 07	710-025563	BBAJ4657	ST-MMB2
MMB 1	REV 07	710-025563	BBAJ3073	ST-MMB2
FPC 6	REV 05	750-010153	EF4936	FPC Type 5-3D
CPU	REV 06	711-030686	EF4189	SNG PMB
PIC 0	REV 10	750-034624	BBAN4109	12x10GE (LAN/WAN) SFPP
Xcvr 0	REV 01	740-031980	B11J04895	SFP+-10G-SR
Xcvr 1	REV 01	740-031980	B11J04898	SFP+-10G-SR
Xcvr 2	REV 01	740-031980	B11J04021	SFP+-10G-SR
Xcvr 3	REV 01	740-031980	B11J04903	SFP+-10G-SR
Xcvr 4	REV 01	740-031980	B11J04311	SFP+-10G-SR
Xcvr 5	REV 01	740-031980	B11J04059	SFP+-10G-SR
Xcvr 6	REV 01	740-031980	B11J04016	SFP+-10G-SR
Xcvr 7	REV 01	740-031980	B11J04017	SFP+-10G-SR
Xcvr 8	REV 01	740-031980	B11J04887	SFP+-10G-SR
Xcvr 9	REV 01	740-031980	B11J04297	SFP+-10G-SR
Xcvr 10	REV 01	740-031980	B11J04893	SFP+-10G-SR
Xcvr 11	REV 01	740-031980	B11J04022	SFP+-10G-SR
PIC 1	REV 02	750-034624	EE3711	12x10GE (LAN/WAN) SFPP
Xcvr 0	REV 01	740-031980	AJH033X	SFP+-10G-SR
Xcvr 1	REV 01	740-031980	AJJ01N0	SFP+-10G-SR
Xcvr 2	REV 01	740-031980	AJJ01SV	SFP+-10G-SR
Xcvr 3	REV 01	740-031980	AJJ032L	SFP+-10G-SR
Xcvr 4	REV 01	740-031980	B10M01593	SFP+-10G-SR
Xcvr 5	REV 01	740-031980	AJD0FF1	SFP+-10G-SR
Xcvr 6	REV 01	740-031980	AJJ01NU	SFP+-10G-SR
Xcvr 7	REV 01	740-031980	123363A01305	SFP+-10G-SR
Xcvr 8	REV 01	740-031980	B10M00361	SFP+-10G-SR
Xcvr 9	REV 01	740-031980	AJJ01M7	SFP+-10G-SR
Xcvr 10	REV 01	740-031980	AJJ032X	SFP+-10G-SR
Xcvr 11	REV 01	740-031980	AJJ01PG	SFP+-10G-SR
LMB 0	REV 04	711-034381	EF3838	Type-0 LMB
LMB 1	REV 03	711-035774	EF3821	Type-1 LMB
LMB 2	REV 04	711-034381	EF3834	Type-0 LMB
SPMB 0	REV 05	710-023321	ED1990	LCC Switch CPU
SPMB 1	REV 05	710-023321	EA2768	LCC Switch CPU
SIB 0	REV 02	711-036340	EF8802	SIB-HC-3D
SIB 1	REV 07	711-036340	EG2286	SIB-HC-3D
SIB 2	REV 07	711-036340	EG2252	SIB-HC-3D
SIB 3	REV 02	711-036340	EF1358	SIB-HC-3D
SIB 4	REV 02	711-036340	EF8806	SIB-HC-3D

```

Fan Tray 0
Fan Tray 1
-- Rev 2
Fan Tray 2

Front Top Fan Tray
Front Bottom Fan Tray

Rear Fan Tray -- Rev 3

```

show chassis hardware models (T4000 Router)

```
user@host> show chassis hardware models
```

```

Hardware inventory:
Item                Version  Part number  Serial number  FRU model number
Midplane            REV 01  710-027486  RC8355         CHAS-BP-T1600-S
FPM Display          REV 01  710-021387  EF6764         CRAFT-T1600-S
CIP                  REV 06  710-002895  BBAD9210       CIP-L-T640-S
PEM 0                REV 01  740-036442  VA00016        PWR-T-6-60-DC
SCG 0                REV 18  710-003423  BBAD7248       SCG-T-S
SCG 1                REV 18  710-003423  BBAE3874       SCG-T-S
Routing Engine 0     REV 05  740-026941  P737F-002248   RE-DUO-C1800-8G-S
Routing Engine 1     REV 06  740-026941  P737F-002653   RE-DUO-C1800-8G-S
CB 0                 REV 09  710-022597  ED0295         CB-LCC-S
CB 1                 REV 09  710-022597  EA6050         CB-LCC-S
FPC 3
  PIC 0              REV 08  750-035293  EF3657         PF-1CGE-CFP
  PIC 1              REV 10  750-034624  BBAN4098       PF-12XGE-SFPP
FPC 5                REV 03  710-033871  BBAJ0768       T1600-FPC4-ES
  PIC 1              REV 03  750-034781  EE6655         PD-1CE-CFP-FPC4
FPC 6
  PIC 0              REV 10  750-034624  BBAN4109       PF-12XGE-SFPP
Fan Tray 0           FANTRAY-T-S
Fan Tray 1           FANTRAY-T4000-S
Fan Tray 2           FAN-REAR-TXP-LCC

```

show chassis hardware lcc (TX Matrix Router)

```
user@host> show chassis hardware lcc 0
lcc0-re0:
```

```

-----
Hardware inventory:
Item                Version  Part number  Serial number  Description
Chassis              REV 03  710-005608  RA1408         T640
Midplane             REV 09  710-002901  RA2784         T640 Backplane
FPM GBUS             REV 05  710-002897  RA2825         T640 FPM Board
FPM Display          REV 06  710-002895  HT0684         T640 FPM Display
CIP                  REV 11  740-002595  PM18483        T Series CIP
PEM 0                Rev 11  740-002595  qb13984        Power Entry Module
PEM 1                Rev 11  740-002595  qb13984        Power Entry Module
SCG 0                REV 11  710-003423  HT0022         T640 Sonet Clock Gen.
Routing Engine 0     REV 13  740-005022  210865700363   RE-3.0 (RE-600)
CB 0                 REV 03  710-007655  HW1195         Control Board (CB-T)
FPC 1                REV 05  710-007527  HM3245         FPC Type 2
  CPU                REV 14  710-001726  HM1084         FPC CPU
  PIC 0              REV 02  750-007218  AZ1112         2x OC-12 ATM2 IQ, SMIR
  PIC 1              REV 02  750-007745  HG3462         4x OC-3 SONET, SMIR
  PIC 2              REV 14  750-001901  BA5390         4x OC-12 SONET, SMIR
  PIC 3              REV 09  750-008155  HS3012         2x G/E IQ, 1000 BASE
  SFP 0              NON-JNPR  P1186TY        SFP-S
  SFP 1              REV 01  740-007326  P11WLTF        SFP-SX
  MMB 1              REV 02  710-005555  HL7514         MMB-288mbit
  PPB 0              REV 04  710-003758  HM4405         PPB Type 2
  PPB 1              REV 04  710-003758  AV1960         PPB Type 2
FPC 2                REV 08  710-010154  HZ3578         E-FPC Type 3

```

CPU	REV 05	710-010169	HZ3219	FPC CPU-Enhanced
PIC 0	REV 02	750-009567	HX2882	1x 10GE(LAN), XENPAK
SFP 0	REV 01	740-009898	USC202U709	XENPAK-LR
PIC 1	REV 03	750-003336	HJ9954	4x OC-48 SONET, SMSR
PIC 2	REV 01	750-004535	HC0235	1x OC-192 SM SR1
PIC 3	REV 07	750-007141	HX1699	10x 1GE(LAN), 1000 BASE
SFP 0	REV 01	740-007326	2441042	SFP-SX
SFP 1	REV 01	740-007326	2441027	SFP-SX
MMB 0	REV 03	710-010171	HV2365	MMB-5M3-288mbit
MMB 1	REV 03	710-010171	HZ3888	MMB-5M3-288mbit
SPMB 0	REV 09	710-003229	HW5245	T Series Switch CPU
SIB 3	REV 07	710-005781	HR5927	SIB-L8-F16
B Board	REV 06	710-005782	HR5971	SIB-L8-F16 (B)
SIB 4	REV 07	710-005781	HR5903	SIB-L8-F16
B Board	REV 06	710-005782	HZ5275	SIB-L8-F16 (B)

show chassis hardware scc (TX Matrix Router)

```
user@host> show chassis hardware scc
scc-re0:
```

Hardware inventory:

Item	Version	Part number	Serial number	Description
Chassis				TX Matrix
Midplane	REV 04	710-004396	RB0014	SCC Midplane
FPM GBUS	REV 04	710-004617	HW9141	SCC FPM Board
FPM Display	REV 04	710-004619	HS5950	SCC FPM
CIP 0	REV 01	710-010218	HV9151	SCC CIP
CIP 1	REV 01	710-010218	HV9152	SCC CIP
PEM 1	Rev 11	740-002595	QB13977	Power Entry Module
Routing Engine 0	REV 05	740-008883	P11123900153	RE-4.0 (RE-1600)
CB 0	REV 01	710-011709	HR5964	Control Board (CB-TX)
SPMB 0	REV 09	710-003229	HW5293	T Series Switch CPU
SIB 3				
SIB 4	REV 01	710-005839	HW1177	SIB-S8-F16
B Board	REV 01	710-005840	HW1202	SIB-S8-F16 (B)

show chassis hardware (T1600 Router)

```
user@host> show chassis hardware
```

Hardware inventory:

Item	Version	Part number	Serial number	Description
Chassis			B2703	T1600
Midplane	REV 03	710-005608	RC4137	T640 Backplane
FPM GBUS	REV 10	710-002901	DT7062	T640 FPM Board
FPM Display	REV 05	710-002897	DS3067	FPM Display
CIP	REV 06	710-002895	DT3386	T-series CIP
PEM 0	Rev 07	740-017906	UA26344	Power Entry Module 3x80
PEM 1	Rev 18	740-002595	UF38441	Power Entry Module
SCG 0	REV 15	710-003423	DV0941	T640 Sonet Clock Gen.
Routing Engine 0	REV 08	740-014082	9009014502	RE-A-2000
Routing Engine 1	REV 07	740-014082	9009009591	RE-A-2000
CB 0	REV 05	710-007655	JA9360	Control Board (CB-T)
CB 1	REV 03	710-017707	DT3251	Control Board (CB-T)
FPC 0	REV 07	710-013558	DR4253	E2-FPC Type 2
CPU	REV 05	710-013563	DS3902	FPC CPU-Enhanced
PIC 0	REV 01	750-010618	CB5446	4x G/E SFP, 1000 BASE
Xcvr 0	REV 01	740-011613	P9F11CW	SFP-SX
Xcvr 1	REV 01	740-011613	P9F15C2	SFP-SX
Xcvr 2	REV 01	740-011782	PB94K0L	SFP-SX

PIC 1	REV 06	750-001900	HB6399	1x OC-48 SONET, SMSR
PIC 2	REV 14	750-001901	AP1092	4x OC-12 SONET, SMIR
PIC 3	REV 07	750-001900	AR8275	1x OC-48 SONET, SMSR
MMB 1	REV 07	710-010171	DS1524	MMB-5M3-288mbit
FPC 1	REV 06	710-013553	DL9067	E2-FPC Type 1
CPU	REV 04	710-013563	DM1685	FPC CPU-Enhanced
PIC 0	REV 08	750-001072	AB1688	1x G/E, 1000 BASE-SX
PIC 1	REV 10	750-012266	JX5519	4x 1GE(LAN), IQ2
Xcvr 0	REV 01	740-011613	AM0812S8UK6	SFP-SX
Xcvr 2	REV 01	740-011613	AM0812S8UK1	SFP-SX
Xcvr 3	REV 01	740-011782	P8N1YHG	SFP-SX
PIC 2	REV 22	750-005634	DP0083	1x CHOC12 IQ SONET, SMIR
MMB 1	REV 07	710-008923	DN1862	MMB 3M 288-bit
FPC 2	REV 01	710-005548	HJ9899	FPC Type 3
CPU	REV 06	710-001726	HC0586	FPC CPU
PIC 0	REV 16	750-007141	NC9660	10x 1GE(LAN), 1000 BASE
Xcvr 0	REV 01	740-011613	AM0812S8XAR	SFP-SX
Xcvr 1	REV 01	740-011782	P920E7B	SFP-SX
Xcvr 2	REV 01	740-011613	AM0812S8XAU	SFP-SX
Xcvr 4	REV 01	740-011613	AM0812S8XAK	SFP-SX
Xcvr 5	REV 01	740-011613	AM0812S8XAA	SFP-SX
Xcvr 6	REV 01	740-011613	PAJ4NKY	SFP-SX
Xcvr 7	REV 01	740-011613	AM0812S8UJW	SFP-SX
Xcvr 8	REV 01	740-011782	PB81X89	SFP-SX
Xcvr 9	REV 01	740-011613	AM0812S8UJX	SFP-SX
PIC 1	REV 06	750-015217	DK3280	8x 1GE(TYPE3), IQ2
Xcvr 0	REV 01	740-011782	P8P0A3T	SFP-SX
Xcvr 1	REV 01	740-013111	5090002	SFP-T
Xcvr 2	REV 01	740-011613	AM0814S93BQ	SFP-SX
Xcvr 4		NON-JNPR	PDE0FAN	SFP-SX
Xcvr 5	REV 01	740-011782	P8Q20XY	SFP-SX
Xcvr 6	REV 01	740-011613	AM0812S8UJV	SFP-SX
Xcvr 7	REV 01	740-011613	AM0812S8UP7	SFP-SX
PIC 2	REV 05	750-004695	HT4383	1x Tunnel
PIC 3	REV 17	750-009553	RL0204	4x OC-48 SONET
Xcvr 0	REV 01	740-011785	PDS3T23	SFP-SR
Xcvr 1	REV 01	740-011785	P6Q0F3E	SFP-SR
MMB 0	REV 03	710-004047	HD5843	MMB-288mbit
MMB 1	REV 03	710-004047	HE3208	MMB-288mbit
PPB 0	REV 02	710-002845	HA4524	PPB Type 3
PPB 1	REV 02	710-002845	HA4766	PPB Type 3
FPC 3	REV 01	710-010154	HR0863	E-FPC Type 3
CPU	REV 01	710-010169	HN3422	FPC CPU-Enhanced
PIC 0	REV 07	750-012793	WF5096	1x 10GE(LAN/WAN) IQ2
Xcvr 0		NON-JNPR	M64294TP	XFP-10G-LR
PIC 1	REV 25	750-007141	DV2127	10x 1GE(LAN), 1000 BASE
Xcvr 0	REV 01	740-011613	PFA6LTJ	SFP-SX
Xcvr 1	REV 01	740-011782	P9P0XV4	SFP-SX
Xcvr 2	REV 01	740-011782	P9M0TNX	SFP-SX
Xcvr 4	REV 01	740-011782	P9B0TTP	SFP-SX
Xcvr 5		NON-JNPR	PBS4LED	SFP-SX
PIC 2	REV 17	750-009553	RL0212	4x OC-48 SONET
Xcvr 0	REV 01	740-011785	PDS3T8G	SFP-SR
PIC 3	REV 32	750-003700	DL1279	1x OC-192 12xMM VSR
MMB 0	REV 01	710-010171	HR0821	MMB-288mbit
MMB 1	REV 01	710-010171	HR0818	MMB-288mbit
FPC 4	REV 16	710-013037	EB4919	FPC Type 4-ES
CPU	REV 09	710-016744	BBAA4382	ST-PMB2

PIC 0	REV 03	711-029996	EB1569	100GE
PIC 1	REV 05	711-029999	EB9983	100GE CFP
Xcvr 0	REV 0	740-032210	J10G80746	CFP-100G-LR4
BRIDGE 0	REV 02	711-029995	EB2235	100GE Bridge Board
MMB 0	REV 04	710-025563	BBA7112	ST-MMB2
MMB 1	REV 04	710-025563	BBA7149	ST-MMB2
FPC 5	REV 02	710-013037	DE3407	FPC Type 4-ES
CPU	REV 04	710-016744	DA2124	ST-PMB2
PIC 0	REV 16	750-012518	DF2554	4x OC-192 SONET XFP
Xcvr 0	REV 01	740-014279	AA0745N1FX8	XFP-OC192-SR
Xcvr 1	REV 01	740-014279	AA0748N1HN5	XFP-OC192-SR
Xcvr 2	REV 01	740-014279	AA0748N1HT6	XFP-OC192-SR
Xcvr 3	REV 01	740-014279	AA0744N1EC9	XFP-OC192-SR
PIC 1	REV 01	750-010850	JA0329	1x OC-768 SONET SR
MMB 0	REV 04	710-016036	DE9577	ST-MMB2
MMB 1	REV 04	710-016036	DK4060	ST-MMB2
FPC 6	REV 14	710-013037	DV1431	FPC Type 4-ES
CPU	REV 09	710-016744	DT9020	ST-PMB2
PIC 0	REV 11	750-017405	DM6261	4x 10GE (LAN/WAN) XFP
Xcvr 0	REV 01	740-014289	C701XU05Q	XFP-10G-SR
Xcvr 1	REV 01	740-014279	AA0748N1HPT	XFP-10G-LR
Xcvr 2	REV 01	740-014289	T08E19189	XFP-10G-SR
Xcvr 3	REV 01	740-014289	C715XU058	XFP-10G-SR
PIC 1	REV 13	750-017405	DP8772	4x 10GE (LAN/WAN) XFP
Xcvr 0	REV 02	740-011571	C850XJ037	XFP-10G-SR
Xcvr 1	REV 02	740-014289	C839XU0L9	XFP-10G-SR
Xcvr 2	REV 02	740-014289	C834XU05A	XFP-10G-SR
Xcvr 3	REV 02	740-014289	C810XU0CE	XFP-10G-SR
MMB 0	REV 01	710-025563	DT8454	ST-MMB2
MMB 1	REV 01	710-025563	DT8366	ST-MMB2
FPC 7	REV 09	710-007529	HZ7624	FPC Type 3
CPU	REV 15	710-001726	HZ1413	FPC CPU
PIC 0	REV 10	750-012793	DM5627	1x 10GE(LAN/WAN) IQ2
Xcvr 0	REV 02	740-011571	C831XJ062	XFP-10G-SR
PIC 1	REV 01	750-015217	JT6762	8x 1GE(TYPE3), IQ2
Xcvr 0	REV 01	740-011782	P8Q25JU	SFP-SX
Xcvr 1	REV 01	740-011782	P9B0U0K	SFP-SX
PIC 2	REV 01	750-015217	JS4268	8x 1GE(TYPE3), IQ2
Xcvr 0	REV 01	740-011613	AM0812S8XBZ	SFP-SX
Xcvr 1	REV 01	740-011613	AM0812S8XAP	SFP-SX
Xcvr 2	REV 01	740-011613	AM0812S8XBY	SFP-SX
Xcvr 3	REV 01	740-011613	AM0812S8XBX	SFP-SX
Xcvr 4	REV 01	740-011613	P9F1652	SFP-SX
Xcvr 5	REV 01	740-011782	P8Q21YC	SFP-SX
Xcvr 6	REV 01	740-011782	P8Q27HQ	SFP-SX
Xcvr 7	REV 01	740-011613	P8E2SSU	SFP-SX
PIC 3	REV 15	750-009450	NB6790	1x OC-192 SM SR2
MMB 0	REV 03	710-005555	HZ3450	MMB-288mbit
MMB 1	REV 03	710-005555	HZ3415	MMB-288mbit
PPB 0	REV 04	710-002845	HP0887	PPB Type 3
PPB 1	REV 04	710-002845	HW5255	PPB Type 3
SPMB 0	REV 10	710-003229	HX3699	T-series Switch CPU
SPMB 1	REV 12	710-003229	DT3091	T-series Switch CPU
SIB 0	REV 07	710-013074	DS4747	SIB-I8-SF
SIB 1	REV 07	710-013074	DS4942	SIB-I8-SF
SIB 2	REV 07	710-013074	DS4965	SIB-I8-SF
SIB 3	REV 07	710-013074	DS4990	SIB-I8-SF
SIB 4	REV 07	710-013074	DS4944	SIB-I8-SF
Fan Tray 0				Front Top Fan Tray
Fan Tray 1				Front Bottom Fan Tray
Fan Tray 2				Rear Fan Tray -- Rev 2

show chassis hardware (TX Matrix Plus Router)

```
user@host> show chassis hardware
sfc0-re0:
```

Hardware inventory:

Item	Version	Part number	Serial number	Description
Chassis			JN113186EAHB	TXP
Midplane	REV 05	710-022574	TS3822	SFC Midplane
FPM Display	REV 03	710-024027	DW4701	TXP FPM Display
CIP 0	REV 05	710-023792	DW7998	TXP CIP
CIP 1	REV 05	710-023792	DW7999	TXP CIP
PEM 0	Rev 04	740-027463	UM26367	Power Entry Module
PEM 1	Rev 04	740-027463	UM26346	Power Entry Module
Routing Engine 0	REV 06	740-026942	737A-1081	RE-DUO-2600
Routing Engine 1	REV 06	740-026942	737A-1043	RE-DUO-2600
CB 0	REV 05	710-022606	DW4435	SFC Control Board
CB 1	REV 09	710-022606	DW6100	SFC Control Board
SPMB 0		BUILTIN		SFC Switch CPU
SPMB 1		BUILTIN		SFC Switch CPU
SIB F13 0	REV 04	750-024564	DW5764	F13 SIB
B Board	REV 03	710-023431	DW9053	F13 SIB Mezz
SIB F13 3	REV 04	750-024564	DW5785	F13 SIB
B Board	REV 03	710-023431	DW9030	F13 SIB Mezz
SIB F13 6				
SIB F13 8	REV 04	750-024564	DW5752	F13 SIB
B Board	REV 03	710-023431	DW9051	F13 SIB Mezz
SIB F13 11	REV 04	750-024564	DW5782	F13 SIB
B Board	REV 03	710-023431	DW9058	F13 SIB Mezz
SIB F13 12	REV 03	750-024564	DT9466	F13 SIB
B Board	REV 02	710-023431	DT6556	F13 SIB Mezz
SIB F2S 0/0	REV 05	710-022603	DW7898	F2S SIB
B Board	REV 05	710-023787	DW7625	F2S SIB Mezz
SIB F2S 0/2	REV 05	710-022603	DW7811	F2S SIB
B Board	REV 05	710-023787	DW7550	F2S SIB Mezz
SIB F2S 0/4	REV 04	710-022603	DW4873	F2S SIB
B Board	REV 05	710-023787	DW8509	F2S SIB Mezz
SIB F2S 0/6	REV 04	710-022603	DW4867	F2S SIB
B Board	REV 05	710-023787	DW8472	F2S SIB Mezz
SIB F2S 1/0	REV 04	710-022603	DW4871	F2S SIB
B Board	REV 05	710-023787	DW8497	F2S SIB Mezz
SIB F2S 1/2	REV 05	710-022603	DW7868	F2S SIB
B Board	REV 05	710-023787	DW7551	F2S SIB Mezz
SIB F2S 1/4	REV 04	710-022603	DW4854	F2S SIB
B Board	REV 05	710-023787	DW8496	F2S SIB Mezz
SIB F2S 1/6	REV 05	710-022603	DW7889	F2S SIB
B Board	REV 05	710-023787	DW7496	F2S SIB Mezz
SIB F2S 2/0	REV 04	710-022603	DW4852	F2S SIB
B Board	REV 05	710-023787	DW8498	F2S SIB Mezz
SIB F2S 2/2	REV 04	710-022603	DW4845	F2S SIB
B Board	REV 05	710-023787	DW8457	F2S SIB Mezz
SIB F2S 2/4	REV 05	710-022603	DW7802	F2S SIB
B Board	REV 05	710-023787	DW7562	F2S SIB Mezz
SIB F2S 2/6	REV 04	710-022603	DW4822	F2S SIB
B Board	REV 05	710-023787	DW8467	F2S SIB Mezz
SIB F2S 3/0	REV 05	710-022603	DW7815	F2S SIB
B Board	REV 05	710-023787	DW7518	F2S SIB Mezz
SIB F2S 3/2	REV 03	710-022603	DV0068	F2S SIB
B Board	REV 03	710-023787	DT9974	F2S SIB Mezz
SIB F2S 3/4	REV 05	710-022603	DW7874	F2S SIB
B Board	REV 05	710-023787	DW7601	F2S SIB Mezz

SIB F2S 3/6	REV 03	710-022603	DV0033	F2S SIB
B Board	REV 03	710-023787	DT9969	F2S SIB Mezz
SIB F2S 4/0	REV 03	710-022603	DV0043	F2S SIB
B Board	REV 03	710-023787	DT9948	F2S SIB Mezz
SIB F2S 4/2	REV 05	710-022603	DW5446	F2S SIB
B Board	REV 05	710-023787	DW7611	F2S SIB Mezz
SIB F2S 4/4	REV 04	710-022603	DW4826	F2S SIB
B Board	REV 05	710-023787	DW8458	F2S SIB Mezz
SIB F2S 4/6	REV 03	710-022603	DV0026	F2S SIB
B Board	REV 03	710-023787	DT9963	F2S SIB Mezz
Fan Tray 0	REV 02	760-024497	DR8290	Front Fan Tray
Fan Tray 1	REV 02	760-024497	DR8293	Front Fan Tray
Fan Tray 2	REV 05	760-024502	DR8280	Rear Fan Tray
Fan Tray 3				
Fan Tray 4	REV 05	760-024502	DR8276	Rear Fan Tray
Fan Tray 5	REV 02	760-024502	DP5643	Rear Fan Tray

lcc0-re0:

Hardware inventory:

Item	Version	Part number	Serial number	Description
Chassis			JN11036F8AHA	T1600
Midplane	REV 03	710-017247	RC3799	T-series Backplane
FPM GBUS	REV 10	710-002901	DP7009	T640 FPM Board
FPM Display	REV 01	710-021387	DN7026	T1600 FPM Display
CIP	REV 06	710-002895	DP6024	T-series CIP
PEM 1	Rev 02	740-023211	WA50019	Power Entry Module 4x60A
SCG 0	REV 15	710-003423	DR6757	T640 Sonet Clock Gen.
SCG 1	REV 15	710-003423	DS2225	T640 Sonet Clock Gen.
Routing Engine 0	REV 01	740-026941	737F-1040	RE-DUO-1800
Routing Engine 1	REV 01	740-026941	737F-1016	RE-DUO-1800
CB 0	REV 06	710-022597	DX4011	LCC Control Board
CB 1	REV 06	710-022597	DX4017	LCC Control Board
FPC 1	REV 07	710-013035	DN5847	FPC Type 3-ES
CPU	REV 08	710-016744	DP2570	ST-PMB2
PIC 0	REV 05	750-015217	DB0418	8x 1GE(TYPE3), IQ2
Xcvr 0	REV 01	740-011782	P8Q27ZG	SFP-SX
Xcvr 1		NON-JNPR	PDA1U0D	SFP-SX
Xcvr 2	REV 01	740-011613	P9F1ALW	SFP-SX
Xcvr 3	REV 01	740-011782	PBA403V	SFP-SX
Xcvr 4		NON-JNPR	PDE09DP	SFP-SX
Xcvr 5	REV 01	740-011782	PCH2P4K	SFP-SX
Xcvr 6	REV 01	740-011782	PB94K0F	SFP-SX
Xcvr 7	REV 01	740-011782	PBA2R2A	SFP-SX
PIC 1	REV 03	750-004424	HJ4020	1x 10GE(LAN),DWDM
PIC 2	REV 01	750-003336	HG6073	4x OC-48 SONET, SMSR
MMB 0	REV 04	710-016036	DP3401	ST-MMB2
FPC 3	REV 12	710-013037	DR1169	FPC Type 4-ES
CPU	REV 08	710-016744	DP9429	ST-PMB2
PIC 0	REV 02	750-010850	JA0332	1x OC-768 SONET SR
MMB 0	REV 04	710-016036	DR0628	ST-MMB2
MMB 1	REV 04	710-016036	DR0592	ST-MMB2
FPC 4	REV 05	710-021534	DR7350	FPC Type 1-ES
CPU	REV 08	710-016744	DP8096	ST-PMB2
PIC 0	REV 04	750-014627	DP9171	4x OC-3 1x OC-12 SFP
Xcvr 0	REV 02	740-011615	PDE2RVR	SFP-SR
PIC 1	REV 22	750-005634	DS5815	1x CHOC12 IQ SONET, SMIR
PIC 2	REV 09	750-002911	CF4539	4x F/E, 100 BASE-TX
PIC 3	REV 08	750-021652	DR2827	1x CHOC12 IQE SONET
Xcvr 0		NON-JNPR	8	UNKNOWN

MMB 0	REV 04	710-016036	DR0809	ST-MMB2
FPC 5	REV 07	710-007529	HS5608	FPC Type 3
CPU	REV 15	710-001726	HX4351	FPC CPU
PIC 0	REV 14	750-009567	WJ8961	1x 10GE(LAN),XENPAK
Xcvr 0	REV 01	740-013170	J05K05961	XENPAK-LR
PIC 1	REV 16	750-007141	JJ8146	10x 1GE(LAN), 1000 BASE
Xcvr 1	REV 01	740-011613	P9F117T	SFP-SX
Xcvr 2	REV 01	740-011782	PBA2VCL	SFP-SX
Xcvr 3	REV 01	740-011782	PB83DRB	SFP-SX
Xcvr 4	REV 01	740-011613	AM0812S8UP8	SFP-SX
PIC 2	REV 12	750-009567	WF3566	1x 10GE(LAN),XENPAK
Xcvr 0	REV 02	740-013170	T07C94489	XENPAK-LR
MMB 0	REV 03	710-005555	HZ1907	MMB-288mbit
MMB 1	REV 03	710-005555	HW5283	MMB-288mbit
PPB 0	REV 04	710-002845	HZ7717	PPB Type 3
PPB 1	REV 04	710-002845	HS0110	PPB Type 3
FPC 6	REV 07	710-013035	DP7486	FPC Type 3-ES
CPU	REV 08	710-016744	DP2545	ST-PMB2
PIC 0	REV 09	750-009567	NE6323	1x 10GE(LAN),XENPAK
Xcvr 0	REV 02	740-013170	T09C71959	XENPAK-LR
PIC 1	REV 06	750-015217	DN4775	8x 1GE(TYPE3), IQ2
Xcvr 0	REV 01	740-011782	P7E0T6M	SFP-SX
Xcvr 1	REV 01	740-011613	AM0812S8XAY	SFP-SX
Xcvr 2	REV 01	740-011782	P7E0T6J	SFP-SX
Xcvr 3	REV 01	740-011782	PCH2P7D	SFP-SX
Xcvr 4	REV 01	740-011782	P9B0QYT	SFP-SX
Xcvr 5	REV 01	740-011613	AM0812S8WQJ	SFP-SX
Xcvr 6	REV 02	740-013111	9301220	SFP-T
Xcvr 7	REV 01	740-011782	P9B0TZ5	SFP-SX
PIC 2	REV 06	750-015217	DM6747	8x 1GE(TYPE3), IQ2
Xcvr 0	REV 01	740-011613	PAP0ZB2	SFP-SX
Xcvr 1	REV 01	740-013111	70191002	SFP-T
Xcvr 6	REV 01	740-011782	PBA29H8	SFP-SX
Xcvr 7	REV 01	740-011613	AM0812S8WQC	SFP-SX
MMB 0	REV 04	710-016036	DP3238	ST-MMB2
FPC 7	REV 03	710-021540	DV3154	FPC Type 2-ES
CPU	REV 09	710-016744	DT9053	ST-PMB2
PIC 0	REV 13	750-001901	HB4225	4x OC-12 SONET, SMIR
PIC 1	REV 05	750-001900	AD3644	1x OC-48 SONET, SMSR
PIC 2	REV 10	750-008155	HV0335	2x G/E IQ, 1000 BASE
Xcvr 0	REV 01	740-011782	PCH2UKF	SFP-SX
Xcvr 1	REV 01	740-011782	PCH2V19	SFP-SX
PIC 3	REV 03	750-014638	JS9493	1x OC-48-12-3 SFP
Xcvr 0	REV 01	740-011785	P6Q0ENK	SFP-SR
MMB 0	REV 05	710-016036	DP3323	ST-MMB2
SPMB 0	REV 04	710-023321	DX3004	LCC Switch CPU
SPMB 1	REV 04	710-023321	DX3009	LCC Switch CPU
SIB 0	REV 07	710-022594	DW4195	LCC SIB
B Board	REV 07	710-023185	DW3930	LCC SIB Mezz
SIB 1	REV 07	710-022594	DW4179	LCC SIB
B Board	REV 07	710-023185	DW3919	LCC SIB Mezz
SIB 2				
SIB 3	REV 06	710-022594	DT8251	LCC SIB
B Board	REV 06	710-023185	DT5792	LCC SIB Mezz
SIB 4	REV 08	710-022594	DW8014	LCC SIB
B Board	REV 07	710-023185	DW3917	LCC SIB Mezz
Fan Tray 0				Front Top Fan Tray
Fan Tray 1				Front Bottom Fan Tray
Fan Tray 2				Rear Fan Tray -- Rev 3

lcc1-re0:

Hardware inventory:

Item	Version	Part number	Serial number	Description
Chassis			JN1102270AHA	T1600
Midplane	REV 04	710-017247	RC5358	T-series Backplane
FPM GBUS	REV 10	710-002901	DS3443	T640 FPM Board
FPM Display	REV 01	710-021387	DS6411	T1600 FPM Display
CIP	REV 06	710-002895	DS4235	T-series CIP
PEM 0	Rev 02	740-023211	VM82438	Power Entry Module 4x60A
SCG 0	REV 15	710-003423	DS6649	T640 Sonet Clock Gen.
SCG 1	REV 15	710-003423	DR6775	T640 Sonet Clock Gen.
Routing Engine 0	REV 01	740-026941	737F-1083	RE-DUO-1800
Routing Engine 1	REV 01	740-026941	737F-1104	RE-DUO-1800
CB 0	REV 06	710-022597	DW8542	LCC Control Board
CB 1	REV 06	710-022597	DW8530	LCC Control Board
FPC 0	REV 02	710-010845	JE2392	FPC Type 4
CPU	REV 02	710-011481	JF6820	FPC CPU-Enhanced
PIC 0	REV 11	750-017405	DP7259	4x 10GE (LAN/WAN) XFP
Xcvr 0	REV 01	740-014279	AA0741N1C8T	XFP-10G-LR
Xcvr 1	REV 01	740-014279	AA0746N1GAM	XFP-10G-LR
Xcvr 2	REV 01	740-014279	AA0747N1H0B	XFP-10G-LR
Xcvr 3	REV 01	740-014279	AA0748N1HZ5	XFP-10G-LR
MMB 0	REV 03	710-010842	HY7601	ST-MMB
FPC 1	REV 16	710-013037	BBAA7398	FPC Type 4-ES
CPU	REV 09	710-016744	BBAA2329	ST-PMB2
PIC 0	REV 03	711-029996	EB1575	100GE
PIC 1	REV 06	750-034781	EB9980	100GE CFP
MMB 0	REV 04	710-025563	BBAA5325	ST-MMB2
MMB 1	REV 04	710-025563	BBAA5444	ST-MMB2
FPC 2	REV 16	710-013037	BBAA7185	FPC Type 4-ES
CPU	REV 09	710-016744	BBAA3522	ST-PMB2
PIC 0	REV 03	711-029996	EB1557	100GE
PIC 1	REV 05	750-034781	EB4660	100GE CFP
Xcvr 0	REV 0	740-032210	J10F73666	CFP-100G-LR4
BRIDGE 0	REV 02	711-029995	EB2237	100GE Bridge Board
MMB 0	REV 04	710-025563	BBAA5347	ST-MMB2
MMB 1	REV 04	710-025563	BBAA5401	ST-MMB2
FPC 3	REV 10	710-021534	DZ0941	FPC Type 1-ES
CPU	REV 09	710-016744	DY6364	ST-PMB2
PIC 0	REV 13	750-012266	DK9192	4x 1GE(LAN), IQ2
Xcvr 0	REV 01	740-011613	AM0812S8WVD	SFP-SX
Xcvr 1		NON-JNPR	PDD63Q4	SFP-SX
Xcvr 2		NON-JNPR	PDE4G54	SFP-SX
Xcvr 3		NON-JNPR	PD40MAG	SFP-SX
PIC 1	REV 01	750-007641	HJ2003	1x G/E IQ, 1000 BASE
Xcvr 0	REV 01	740-011613	AM0812S8WVG	SFP-SX
PIC 3	REV 17	750-007444	JB6873	1x CHSTM1 IQ SDH, SMIR
MMB 0	REV 04	710-025563	DZ0281	ST-MMB2
FPC 4	REV 06	710-013035	DK0614	FPC Type 3-ES
CPU	REV 07	710-016744	DK1616	ST-PMB2
PIC 0	REV 22	750-007141	DM1870	10x 1GE(LAN), 1000 BASE
Xcvr 0	REV 01	740-011782	PCL3UKW	SFP-SX
Xcvr 1	REV 01	740-011782	P7E0T73	SFP-SX
Xcvr 2	REV 01	740-007326	P4T0WLR	SFP-SX
Xcvr 3	REV 01	740-011782	PAR1LRL	SFP-SX
Xcvr 4	REV 01	740-011782	P9M0U3Z	SFP-SX
Xcvr 5	REV 01	740-011782	P9M0U0C	SFP-SX
Xcvr 6	REV 01	740-011782	P9M0TLG	SFP-SX
Xcvr 7	REV 01	740-011782	P9M0U0F	SFP-SX

Xcvr 8	REV 01	740-011613	PFA6LAP	SFP-SX
Xcvr 9	REV 01	740-011782	PCH2P0U	SFP-SX
PIC 1	REV 16	750-009450	CV2565	1x OC-192 SM SR2
PIC 2	REV 05	750-004424	HH3057	1x 10GE(LAN),10GBASE-LR
PIC 3	REV 12	750-013423	DP0403	MultiServices 500
MMB 0	REV 04	710-016036	DK1988	ST-MMB2
FPC 5	REV 07	710-013560	DR0004	E2-FPC Type 3
CPU	REV 05	710-013563	DR0089	FPC CPU-Enhanced
PIC 0	REV 11	750-012793	DR6107	1x 10GE(LAN/WAN) IQ2
Xcvr 0	REV 01	740-014289	C743XU074	XFP-10G-SR
PIC 1	REV 01	750-004695	HD5980	1x Tunnel
PIC 2	REV 32	750-003700	DL3770	1x OC-192 12xMM VSR
PIC 3	REV 12	750-009553	WB8901	4x OC-48 SONET
Xcvr 0	REV 01	740-011785	P9D1GTQ	SFP-SR
Xcvr 1	REV 01	740-011785	PDSOMMB	SFP-SR
Xcvr 3	REV 01	740-011785	PDE1KXP	SFP-SR
MMB 0	REV 07	710-010171	DP7374	MMB-5M3-288mbit
MMB 1	REV 07	710-010171	DP7404	MMB-5M3-288mbit
FPC 6	REV 07	710-013035	DM0994	FPC Type 3-ES
CPU	REV 07	710-016744	DM3651	ST-PMB2
PIC 0	REV 07	750-015217	DN4743	8x 1GE(TYPE3), IQ2
Xcvr 3	REV 01	740-011613	AM0812S8XB0	SFP-SX
Xcvr 4	REV 01	740-011782	PB829RB	SFP-SX
Xcvr 5	REV 01	740-011782	P8J1SYX	SFP-SX
PIC 1	REV 03	750-003336	HJ9954	4x OC-48 SONET, SMSR
PIC 3	REV 02	750-012793	JM7665	1x 10GE(LAN/WAN) IQ2
MMB 0	REV 04	710-016036	DN6913	ST-MMB2
FPC 7	REV 08	710-010845	JM3958	FPC Type 4
CPU	REV 04	710-011481	JK3669	FPC CPU-Enhanced
PIC 0	REV 11	750-017405	DP8837	4x 10GE (LAN/WAN) XFP
Xcvr 1	REV 01	740-014279	753019A00277	XFP-10G-LR
Xcvr 2	REV 02	740-011571	C850XJ00P	XFP-10G-SR
Xcvr 3	REV 01	740-014279	AA0813N1RTG	XFP-10G-LR
MMB 0	REV 04	710-010842	JN1971	ST-MMB
SPMB 0	REV 04	710-023321	DW3629	LCC Switch CPU
SPMB 1	REV 04	710-023321	DW3621	LCC Switch CPU
SIB 0	REV 07	710-022594	DW4200	LCC SIB
B Board	REV 07	710-023185	DW3932	LCC SIB Mezz
SIB 1	REV 07	710-022594	DW4193	LCC SIB
B Board	REV 07	710-023185	DW3904	LCC SIB Mezz
SIB 2				
SIB 3	REV 07	710-022594	DW4210	LCC SIB
B Board	REV 06	710-023185	DT5780	LCC SIB Mezz
SIB 4	REV 08	710-022594	DW8019	LCC SIB
B Board	REV 06	710-023185	DT5795	LCC SIB Mezz
Fan Tray 0				Front Top Fan Tray
Fan Tray 1				Front Bottom Fan Tray
Fan Tray 2				Rear Fan Tray -- Rev 3

show chassis hardware sfc (TX Matrix Plus Router)

```
user@host> show chassis hardware sfc 0
sfc0-re0:
```

```
-----
Hardware inventory:
```

Item	Version	Part number	Serial number	Description
Chassis			JN112F007AHB	TXP
Midplane	REV 05	710-022574	TS4027	SFC Midplane
FPM Display	REV 03	710-024027	DX0282	TXP FPM Display
CIP 0	REV 04	710-023792	DW4889	TXP CIP

CIP 1	REV 04	710-023792	DW4887	TXP CIP
PEM 0	Rev 07	740-027463	UM26368	Power Entry Module
Routing Engine 0	REV 01	740-026942	737A-1064	SFC RE
Routing Engine 1	REV 01	740-026942	737A-1082	SFC RE
CB 0	REV 09	710-022606	DW6099	SFC Control Board
CB 1	REV 09	710-022606	DW6096	SFC Control Board
SPMB 0		BUILTIN		SFC Switch CPU
SPMB 1		BUILTIN		SFC Switch CPU
SIB F13 0	REV 04	710-022600	DX0841	F13 SIB
B Board	REV 03	710-023431	DX0966	F13 SIB Mezz
SIB F13 1	REV 04	750-024564	DW5776	F13 SIB
B Board	REV 03	710-023431	DW9028	F13 SIB
SIB F13 3	REV 04	750-024564	DW5762	F13 SIB
B Board	REV 03	710-023431	DW9059	F13 SIB
SIB F13 4	REV 04	750-024564	DW5797	F13 SIB
B Board	REV 03	710-023431	DW9041	F13 SIB
SIB F13 6	REV 04	750-024564	DW5770	F13 SIB
B Board	REV 03	710-023431	DW9079	F13 SIB Mezz
SIB F13 7	REV 04	750-024564	DW5758	F13 SIB
B Board	REV 03	710-023431	DW9047	F13 SIB
SIB F13 8	REV 04	750-024564	DW5761	F13 SIB
B Board	REV 03	710-023431	DW9043	F13 SIB Mezz
SIB F13 9	REV 04	750-024564	DW5754	F13 SIB
B Board	REV 03	710-023431	DW9078	F13 SIB Mezz
SIB F13 11	REV 04	710-022600	DX0826	F13 SIB
B Board	REV 03	710-023431	DX0967	F13 SIB Mezz
SIB F13 12	REV 04	750-024564	DW5794	F13 SIB
B Board	REV 03	710-023431	DW9044	F13 SIB Mezz
SIB F2S 0/0	REV 05	710-022603	DW7897	F2S SIB
B Board	REV 05	710-023787	DW7657	NEO PMB
SIB F2S 0/2	REV 05	710-022603	DW7833	F2S SIB
B Board	REV 05	710-023787	DW7526	NEO PMB
SIB F2S 0/4	REV 05	710-022603	DW7875	F2S SIB
B Board	REV 05	710-023787	DW7588	NEO PMB
SIB F2S 0/6	REV 05	710-022603	DW7860	F2S SIB
B Board	REV 05	710-023787	DW7589	NEO PMB
SIB F2S 1/0	REV 04	710-022603	DW4820	F2S SIB
B Board	REV 05	710-023787	DW8510	NEO PMB
SIB F2S 1/2	REV 05	710-022603	DW7849	F2S SIB
B Board	REV 05	710-023787	DW7525	NEO PMB
SIB F2S 1/4	REV 05	710-022603	DW7927	F2S SIB
B Board	REV 05	710-023787	DW7556	F2S SIB Mezz
SIB F2S 1/6	REV 05	710-022603	DW7866	F2S SIB
B Board	REV 05	710-023787	DW7651	NEO PMB
SIB F2S 2/0	REV 05	710-022603	DW7880	F2S SIB
B Board	REV 05	710-023787	DW7523	NEO PMB
SIB F2S 2/2	REV 05	710-022603	DW7895	F2S SIB
B Board	REV 05	710-023787	DW7591	NEO PMB
SIB F2S 2/4	REV 05	710-022603	DW7907	F2S SIB
B Board	REV 05	710-023787	DW7590	NEO PMB
SIB F2S 2/6	REV 05	710-022603	DW7785	F2S SIB
B Board	REV 05	710-023787	DW7524	NEO PMB
SIB F2S 3/0	REV 05	710-022603	DW7782	F2S SIB
B Board	REV 05	710-023787	DW7634	NEO PMB
SIB F2S 3/2	REV 05	710-022603	DW7793	F2S SIB
B Board	REV 05	710-023787	DW7548	NEO PMB
SIB F2S 3/4	REV 05	710-022603	DW7779	F2S SIB
B Board	REV 05	710-023787	DW7587	NEO PMB
SIB F2S 3/6	REV 05	710-022603	DW7930	F2S SIB
B Board	REV 05	710-023787	DW7505	NEO PMB
SIB F2S 4/0	REV 05	710-022603	DW7867	F2S SIB

B Board	REV 05	710-023787	DW7656	NEO PMB
SIB F2S 4/2	REV 05	710-022603	DW7917	F2S SIB
B Board	REV 05	710-023787	DW7640	NEO PMB
SIB F2S 4/4	REV 05	710-022603	DW7929	F2S SIB
B Board	REV 05	710-023787	DW7643	NEO PMB
SIB F2S 4/6	REV 05	710-022603	DW7870	F2S SIB
B Board	REV 05	710-023787	DW7635	NEO PMB
Fan Tray 0	REV 06	760-024497	DV7831	Front Fan Tray
Fan Tray 1	REV 06	760-024497	DV9614	Front Fan Tray
Fan Tray 2	REV 06	760-024502	DV9618	Rear Fan Tray
Fan Tray 3	REV 06	760-024502	DV9616	Rear Fan Tray
Fan Tray 4	REV 06	760-024502	DV7807	Rear Fan Tray
Fan Tray 5	REV 06	760-024502	DV7828	Rear Fan Tray

show chassis hardware extensive (TX Matrix Plus Router)

```
user@host> show chassis hardware extensive
sfc0-re0:
```

----- Hardware inventory:

Item	Version	Part number	Serial number	Description
Chassis			JN112F007AHB	TXP
Jedec Code:	0x7fb0	EEPROM Version:	0x02	
		S/N:	JN112F007AHB	
Assembly ID:	0x052c	Assembly Version:	00.00	
Date:	00-00-0000	Assembly Flags:	0x00	
ID:	TXP			

Board Information Record:

Address 0x00: 00 00 00 00 00 00 00 00 00 00 00 00 00 00 00 00

I2C Hex Data:

Address 0x00: 7f b0 02 ff 05 2c 00 00 00 00 00 00 00 00 00 00
 Address 0x10: 00 00 00 00 00 00 00 00 00 00 00 00 00 00 00 00
 Address 0x20: 4a 4e 31 31 32 46 30 30 37 41 48 42 00 00 00 00
 Address 0x30: 00 00 00 00 00 00 00 00 00 00 00 00 00 00 00 00
 Address 0x40: 00 00 00 00 00 00 00 00 00 00 00 00 00 00 00 00
 Address 0x50: 00 00 00 00 00 00 00 00 00 00 00 00 00 00 00 00
 Address 0x60: 00 00 00 00 00 00 00 00 00 00 00 00 00 00 00 00
 Address 0x70: 00 00 00 00 00 00 00 00 00 00 00 00 00 00 00 00

Midplane	REV 05	710-022574	TS4027	SFC Midplane
----------	--------	------------	--------	--------------

Jedec Code:	0x7fb0	EEPROM Version:	0x01
P/N:	710-022574	S/N:	TS4027
Assembly ID:	0x0962	Assembly Version:	01.05
Date:	03-23-2009	Assembly Flags:	0x00
Version:	REV 05		

ID: SFC Midplane

Board Information Record:

Address 0x00: ad 01 ff ff 00 1d b5 14 00 00 ff ff ff ff ff ff

I2C Hex Data:

Address 0x00: 7f b0 01 ff 09 62 01 05 52 45 56 20 30 35 00 00
 Address 0x10: 00 00 00 00 37 31 30 2d 30 32 32 35 37 34 00 00
 Address 0x20: 53 2f 4e 20 54 53 34 30 32 37 00 00 00 17 03 07
 Address 0x30: d9 ff ff ff ad 01 ff ff 00 1d b5 14 00 00 ff ff
 Address 0x40: ff ff ff ff 00 ff ff ff ff ff ff ff ff ff ff
 Address 0x50: ff ff ff ff ff ff ff ff ff ff ff ff ff ff ff
 Address 0x60: ff ff ff ff ff ff ff ff ff ff ff ff ff ff ff
 Address 0x70: ff ff ff ff ff ff ff ff ff ff ff ff ff ff ff

FPM Display	REV 03	710-024027	DX0282	TXP FPM Display
-------------	--------	------------	--------	-----------------

Jedec Code:	0x7fb0	EEPROM Version:	0x01
P/N:	710-024027	S/N:	DX0282
Assembly ID:	0x096c	Assembly Version:	01.03
Date:	02-10-2009	Assembly Flags:	0x00

```

Version:          REV 03
ID: TXP FPM Display          FRU Model Number: CRAFT-TXP
Board Information Record:
  Address 0x00: ff ff ff ff ff ff ff ff ff ff ff ff ff ff ff
I2C Hex Data:
  Address 0x00: 7f b0 01 ff 09 6c 01 03 52 45 56 20 30 33 00 00
  Address 0x10: 00 00 00 00 37 31 30 2d 30 32 34 30 32 37 00 00
  Address 0x20: 53 2f 4e 20 44 58 30 32 38 32 00 00 00 0a 02 07
  Address 0x30: d9 ff ff ff ff ff ff ff ff ff ff ff ff ff ff
  Address 0x40: ff ff ff ff 01 00 00 00 00 00 00 00 00 00 00 43
  Address 0x50: 52 41 46 54 2d 54 58 50 00 00 00 00 00 00 00 00
  Address 0x60: 00 00 00 00 00 00 ff ff ff ff ff ff ff ff ff ff
  Address 0x70: ff ff ff ff ff ff ff ff ff ff ff ff ff ff ff ff
CIP 0              REV 04      710-023792    DW4889          TXP CIP
Jedec Code:      0x7fb0          EEPROM Version: 0x01
P/N:             710-023792      S/N:           DW4889
Assembly ID:     0x0969          Assembly Version: 01.04
Date:           01-26-2009      Assembly Flags: 0x00
Version:        REV 04
ID: TXP CIP              FRU Model Number: CIP-TXP
Board Information Record:
  Address 0x00: ff ff ff ff ff ff ff ff ff ff ff ff ff ff ff

```

show chassis hardware clei-models (TX Matrix Plus Router)

```

user@host> show chassis hardware clei-models
sfc0-re0:

```

```

-----
Hardware inventory:

```

Item	Version	Part number	CLEI code	FRU model number
Midplane	REV 05	710-022574		CHAS-BP-TXP-S
FPM Display	REV 03	710-024027		CRAFT-TXP-S
CIP 0	REV 05	710-023792		CIP-TXP-S
CIP 1	REV 05	710-023792		CIP-TXP-S
PEM 0	Rev 04	740-027463	IPUPAFGKTA	PWR-TXP-7-60-DC
PEM 1	Rev 04	740-027463	IPUPAFGKTA	PWR-TXP-7-60-DC
Routing Engine 0	REV 06	740-026942		RE-DUO-C2600-16G-S
Routing Engine 1	REV 06	740-026942		RE-DUO-C2600-16G-S
CB 0	REV 05	710-022606		CB-TXP-S
CB 1	REV 09	710-022606		CB-TXP-S
SIB F13 0	REV 04	750-024564		SIB-TXP-F13
SIB F13 3	REV 04	750-024564		SIB-TXP-F13
SIB F13 8	REV 04	750-024564		SIB-TXP-F13
SIB F13 11	REV 04	750-024564		SIB-TXP-F13
SIB F13 12	REV 03	750-024564		SIB-TXP-F13
SIB F2S 0/0	REV 05	710-022603		SIB-TXP-F2S-S
SIB F2S 0/2	REV 05	710-022603		SIB-TXP-F2S-S
SIB F2S 0/4	REV 04	710-022603		SIB-TXP-F2S-S
SIB F2S 0/6	REV 04	710-022603		SIB-TXP-F2S-S
SIB F2S 1/0	REV 04	710-022603		SIB-TXP-F2S-S
SIB F2S 1/2	REV 05	710-022603		SIB-TXP-F2S-S
SIB F2S 1/4	REV 04	710-022603		SIB-TXP-F2S-S
SIB F2S 1/6	REV 05	710-022603		SIB-TXP-F2S-S
SIB F2S 2/0	REV 04	710-022603		SIB-TXP-F2S-S
SIB F2S 2/2	REV 04	710-022603		SIB-TXP-F2S-S
SIB F2S 2/4	REV 05	710-022603		SIB-TXP-F2S-S
SIB F2S 2/6	REV 04	710-022603		SIB-TXP-F2S-S
SIB F2S 3/0	REV 05	710-022603		SIB-TXP-F2S-S
SIB F2S 3/2	REV 03	710-022603		SIB-TXP-F2S-S
SIB F2S 3/4	REV 05	710-022603		SIB-TXP-F2S-S
SIB F2S 3/6	REV 03	710-022603		SIB-TXP-F2S-S

SIB F2S 4/0	REV 03	710-022603	SIB-TXP-F2S-S
SIB F2S 4/2	REV 05	710-022603	SIB-TXP-F2S-S
SIB F2S 4/4	REV 04	710-022603	SIB-TXP-F2S-S
SIB F2S 4/6	REV 03	710-022603	SIB-TXP-F2S-S
Fan Tray 0	REV 02	760-024497	FANTRAY-TXP-H-S
Fan Tray 1	REV 02	760-024497	FANTRAY-TXP-H-S
Fan Tray 2	REV 05	760-024502	FANTRAY-TXP-V-S
Fan Tray 3			
Fan Tray 4	REV 05	760-024502	FANTRAY-TXP-V-S
Fan Tray 5	REV 02	760-024502	FANTRAY-TXP-V-S

```
lcc0-re0:
```

```
-----
```

```
Hardware inventory:
```

Item	Version	Part number	CLEI code	FRU model number
Midplane	REV 03	710-017247		CHAS-BP-T1600-S
FPM Display	REV 01	710-021387		CRAFT-T1600-S
CIP	REV 06	710-002895		CIP-L-T640-S
PEM 1	Rev 02	740-023211	IPUPAC8KTA	PWR-T1600-4-60-DC-S
SCG 0	REV 15	710-003423		SCG-T-S
SCG 1	REV 15	710-003423		SCG-T-S
Routing Engine 0	REV 01	740-026941		RE-DUO-C1800-8G-S
Routing Engine 1	REV 01	740-026941		RE-DUO-C1800-8G-S
CB 0	REV 06	710-022597		CB-LCC-S
CB 1	REV 06	710-022597		CB-LCC-S
FPC 1	REV 07	710-013035		T640-FPC3-ES
PIC 0	REV 05	750-015217		PC-8GE-TYPE3-SFP-IQ2
PIC 1	REV 03	750-004424		PC-1XGE-LR
PIC 2	REV 01	750-003336		PC-40C48-SON-SMSR
FPC 3	REV 12	710-013037		T1600-FPC4-ES
PIC 0	REV 02	750-010850		PD-10C768-SON-SR
FPC 4	REV 05	710-021534		T640-FPC1-ES
PIC 0	REV 04	750-014627		PB-40C3-10C12-SON-SFP
PIC 1	REV 22	750-005634		PB-1CHOC12SMIR-QPP
PIC 2	REV 09	750-002911		PB-4FE-TX
PIC 3	REV 08	750-021652		PB-1CHOC12-STM4-IQE-SFP
FPC 5	REV 07	710-007529		T640-FPC3
PIC 0	REV 14	750-009567		PC-1XGE-XENPAK
PIC 1	REV 16	750-007141		PC-10GE-SFP
PIC 2	REV 12	750-009567		PC-1XGE-XENPAK
FPC 6	REV 07	710-013035		T640-FPC3-ES
PIC 0	REV 09	750-009567		PC-1XGE-XENPAK
PIC 1	REV 06	750-015217		PC-8GE-TYPE3-SFP-IQ2
PIC 2	REV 06	750-015217		PC-8GE-TYPE3-SFP-IQ2
FPC 7	REV 03	710-021540		T640-FPC2-ES
PIC 0	REV 13	750-001901		PB-40C12-SON-SMIR
PIC 1	REV 05	750-001900		PB-10C48-SON-SMSR
PIC 2	REV 10	750-008155		PB-2GE-SFP-QPP
PIC 3	REV 03	750-014638		PB-10C48-SON-B-SFP
SIB 0	REV 07	710-022594		SIB-TXP-T1600-S
SIB 1	REV 07	710-022594		SIB-TXP-T1600-S
SIB 3	REV 06	710-022594		SIB-TXP-T1600-S
SIB 4	REV 08	710-022594		SIB-TXP-T1600-S
Fan Tray 0				FANTRAY-T-S
Fan Tray 1				FANTRAY-T-S
Fan Tray 2				FANTRAY-TXP-R-S

```
lcc1-re0:
```

```
-----
```

```
Hardware inventory:
```

Item	Version	Part number	CLEI code	FRU model number
------	---------	-------------	-----------	------------------

Midplane	REV 04	710-017247	IPUPAC8KTA	CHAS-BP-T1600-S
FPM Display	REV 01	710-021387		CRAFT-T1600-S
CIP	REV 06	710-002895		CIP-L-T640-S
PEM 0	Rev 02	740-023211		PWR-T1600-4-60-DC-S
SCG 0	REV 15	710-003423		SCG-T-S
SCG 1	REV 15	710-003423		SCG-T-S
Routing Engine 0	REV 01	740-026941		RE-DUO-C1800-8G-S
Routing Engine 1	REV 01	740-026941		RE-DUO-C1800-8G-S
CB 0	REV 06	710-022597		CB-LCC-S
CB 1	REV 06	710-022597		CB-LCC-S
FPC 0	REV 02	710-010845		T640-FPC4-ES
PIC 0	REV 11	750-017405		PD-4XGE-XFP
FPC 1	REV 16	710-013037		T1600-FPC4-ES
PIC 1	REV 06	750-034781		PD-1CE-CFP
FPC 2	REV 16	710-013037		T1600-FPC4-ES
PIC 1	REV 05	750-034781		PD-1CE-CFP
FPC 3	REV 10	710-021534		T640-FPC1-ES
PIC 0	REV 13	750-012266		PB-4GE-TYPE1-SFP-IQ2
PIC 1	REV 01	750-007641		PE-1GE-SFP-QPP
PIC 3	REV 17	750-007444		PB-1CHSTM1-SMIR-QPP
FPC 4	REV 06	710-013035		T640-FPC3-ES
PIC 0	REV 22	750-007141		PC-10GE-SFP
PIC 1	REV 16	750-009450		PC-10C192-SON-SR2
PIC 2	REV 05	750-004424		PC-1XGE-LR
PIC 3	REV 12	750-013423		PC-MS-500-3
FPC 5	REV 07	710-013560		T640-FPC3-E2
PIC 0	REV 11	750-012793		PC-1XGE-TYPE3-XFP-IQ2
PIC 1	REV 01	750-004695		PC-TUNNEL
PIC 2	REV 32	750-003700		PC-10C192-SON-VSR
PIC 3	REV 12	750-009553		PC-40C48-SON-SFP
FPC 6	REV 07	710-013035		T640-FPC3-ES
PIC 0	REV 07	750-015217		PC-8GE-TYPE3-SFP-IQ2
PIC 1	REV 03	750-003336		PC-40C48-SON-SMSR
PIC 3	REV 02	750-012793		PC-1XGE-TYPE3-XFP-IQ2
FPC 7	REV 08	710-010845		T640-FPC4-ES
PIC 0	REV 11	750-017405		PD-4XGE-XFP
SIB 0	REV 07	710-022594		SIB-TXP-T1600-S
SIB 1	REV 07	710-022594		SIB-TXP-T1600-S
SIB 3	REV 07	710-022594		SIB-TXP-T1600-S
SIB 4	REV 08	710-022594		SIB-TXP-T1600-S
Fan Tray 0				FANTRAY-T-S
Fan Tray 1				FANTRAY-T-S
Fan Tray 2				FANTRAY-TXP-R-S

show chassis hardware detail (TX Matrix Plus Router)

```
user@host> show chassis hardware detail
sfc0-re0:
```

Hardware inventory:

Item	Version	Part number	Serial number	Description
Chassis			JN111B023AHB	TXP
Midplane	REV 01	710-022574	TR7990	SFC Midplane
FPM Display	REV 03	710-024027	DW4699	TXP FPM Display
CIP 0	REV 01	710-023792	DR1437	TXP CIP
CIP 1	REV 02	710-023792	DS4564	TXP CIP
PEM 0	Rev 07	740-027463	UM26360	Power Entry Module
Routing Engine 0	REV 01	740-026942	737A-1024	SFC RE
ad0	3887 MB SMART CF		200811050193CEB1CEB1	Compact Flash
ad1	30533 MB SAMSUNG	MCBQE32G8MPP-0V	SY814A0762	Disk 1
Routing Engine 1	REV 01	740-026942	737A-1024	SFC RE

```

ad0    3887 MB SMART CF          20081105004C19A019A0 Compact Flash
ad1    30533 MB SAMSUNG MCBQE32G8MPP-0V SY814A0794 Disk 1
CB 0          REV 03 710-022606 DR7134 SFC Control Board
CB 1          REV 01 710-022606 DP8890 SFC Control Board
SPMB 0          BUILTIN SFC Switch CPU
SPMB 1          BUILTIN SFC Switch CPU
SIB F13 0      REV 03 750-024564 DT9478 F13 SIB
  B Board      REV 02 710-023431 DT6554 F13 SIB
SIB F13 1      REV 03 750-024564 DT9454 F13 SIB
  B Board      REV 02 710-023431 DT6551 F13 SIB
SIB F2S 0/0    REV 02 710-022603 DT2838 F2S SIB
  B Board      REV 02 710-023787 DT1725 NEO PMB
SIB F2S 0/2    REV 02 710-022603 DT2824 F2S SIB
  B Board      REV 02 710-023787 DT1706 NEO PMB
SIB F2S 0/4    REV 02 710-022603 DT2822 F2S SIB
  B Board      REV 02 710-023787 DT1696 NEO PMB
SIB F2S 0/6    REV 02 710-022603 DT2823 F2S SIB
  B Board      REV 02 710-023787 DT1717 NEO PMB
SIB F2S 1/0    REV 03 710-022603 DV0059 F2S SIB
  B Board      REV 03 710-023787 DT9942 NEO PMB
SIB F2S 1/2    REV 02 710-022603 DT2826 F2S SIB
  B Board      REV 02 710-023787 DT1713 NEO PMB
SIB F2S 1/4    REV 03 710-022603 DV0092 F2S SIB
  B Board      REV 03 710-023787 DV0000 NEO PMB
SIB F2S 1/6    REV 03 710-022603 DV0079 F2S SIB
  B Board      REV 03 710-023787 DT9972 NEO PMB
SIB F2S 2/0    REV 03 710-022603 DV0100 F2S SIB
  B Board      REV 03 710-023787 DT9925 NEO PMB
SIB F2S 2/2    REV 03 710-022603 DV0050 F2S SIB
  B Board      REV 03 710-023787 DV0005 NEO PMB
SIB F2S 2/4    REV 03 710-022603 DV0097 F2S SIB
  B Board      REV 03 710-023787 DT9936 NEO PMB
Fan Tray 0     REV 02 760-024497 DR8286 Front Fan Tray
Fan Tray 1     REV 06 760-024497 DV9624 Front Fan Tray
Fan Tray 2     REV 02 760-024502 DR8259 Rear Fan Tray
Fan Tray 3     REV 02 760-024502 DR8270 Rear Fan Tray
Fan Tray 4     REV 02 760-024502 DR8284 Rear Fan Tray
Fan Tray 5     REV 06 760-024502 DV7813 Rear Fan Tray

```

```
lcc0-re0:
```

```
-----
Hardware inventory:
```

Item	Version	Part number	Serial number	Description
Chassis			JN1101F27AHA	T1600
Midplane	REV 04	710-017247	RC5317	T Series Backplane
FPM GBUS	REV 10	710-002901	DS8197	T640 FPM Board
FPM Display	REV 01	710-021387	DS6433	T1600 FPM Display
CIP	REV 06	710-002895	DS1493	T Series CIP
PEM 0	Rev 08	740-017906	UD26601	Power Entry Module 3x80
SCG 0	REV 15	710-003423	DP5847	T640 Sonet Clock Gen.
SCG 1	REV 15	710-003423	DR0924	T640 Sonet Clock Gen.
Routing Engine 0	REV 01	740-026942	737F-1024	LCC RE
ad0	3887 MB	SMART CF	2008110502B63E513E51	Compact Flash
ad1	30533 MB	SAMSUNG MCBQE32G8MPP-0V SY814A1208		Disk 1
Routing Engine 1	REV 01	740-026942	737F-1024	LCC RE
ad0	3887 MB	SMART CF	2008110500F9A8A8A8A8	Compact Flash
ad1	30533 MB	SAMSUNG MCBQE32G8MPP-0V SY814A1076		Disk 1
CB 0	REV 05	710-022597	DV4264	LCC Control Board
CB 1	REV 03	710-022597	DP8558	LCC Control Board
FPC 0	REV 14	710-013037	DS9967	FPC Type 4-ES
CPU	REV 08	710-016744	DS3989	ST-PMB2

PIC 0	REV 12	750-013198	DL7506	1x Tunnel
PIC 1	REV 12	750-013198	DL7505	1x Tunnel
MMB 0	REV 01	710-025563	DS8524	ST-MMB2
MMB 1	REV 01	710-025563	DS8373	ST-MMB2
FPC 1	REV 14	710-013037	DT0027	FPC Type 4-ES
CPU	REV 09	710-016744	DS7684	ST-PMB2
PIC 0	REV 12	750-013198	DL7512	1x Tunnel
PIC 1	REV 12	750-013198	DL7498	1x Tunnel
MMB 0	REV 01	710-025563	DS8494	ST-MMB2
MMB 1	REV 01	710-025563	DS8436	ST-MMB2
SPMB 0	REV 04	710-023321	DV3867	LCC Switch CPU
SPMB 1	REV 02	710-023321	DP0238	LCC Switch CPU
SIB 0	REV 06	710-022594	DT8268	LCC SIB
B Board	REV 06	710-023185	DT5791	LCC SIB Mezz
SIB 1	REV 06	710-022594	DT8261	LCC SIB
B Board	REV 06	710-023185	DT5769	LCC SIB Mezz
SIB 2	REV 04	710-022594	DS2315	LCC SIB
B Board	REV 06	710-023185	DT5788	LCC SIB Mezz
SIB 3	REV 06	710-022594	DT8253	LCC SIB
B Board	REV 06	710-023185	DT5811	LCC SIB Mezz
SIB 4	REV 06	710-022594	DT8248	LCC SIB
B Board	REV 06	710-023185	DT5812	LCC SIB Mezz
Fan Tray 0				Front Top Fan Tray
Fan Tray 1				Front Bottom Fan Tray
Fan Tray 2				Rear Fan Tray

show chassis hardware models (TX Matrix Plus Router)

```
user@host> show chassis hardware models
sfc0-re0:
```

```
-----
Hardware inventory:
```

Item	Version	Part number	Serial number	FRU model number
FPM Display	REV 03	710-024027	DX0282	CRAFT-TXP
CIP 0	REV 04	710-023792	DW4889	CIP-TXP
CIP 1	REV 04	710-023792	DW4887	CIP-TXP
PEM 0	Rev 07	740-027463	UM26368	yyyyyyyyyyyyyyyyyyyy
Routing Engine 0	REV 01	740-026942	737A-1064	RE-TXP-SFC-DU0-2600-16G
Routing Engine 1	REV 01	740-026942	737A-1082	RE-TXP-SFC-DU0-2600-16G
CB 0	REV 09	710-022606	DW6099	CB-TXP
CB 1	REV 09	710-022606	DW6096	CB-TXP
SIB F13 1	REV 04	750-024564	DW5776	SIB-TXP-F13
SIB F13 3	REV 04	750-024564	DW5762	SIB-TXP-F13
SIB F13 4	REV 04	750-024564	DW5797	SIB-TXP-F13
SIB F13 6	REV 04	750-024564	DW5770	SIB-TXP-F13
SIB F13 7	REV 04	750-024564	DW5758	SIB-TXP-F13
SIB F13 8	REV 04	750-024564	DW5761	SIB-TXP-F13
SIB F13 9	REV 04	750-024564	DW5754	SIB-TXP-F13
SIB F13 12	REV 04	750-024564	DW5794	SIB-TXP-F13
SIB F2S 0/0	REV 05	710-022603	DW7897	
SIB F2S 0/2	REV 05	710-022603	DW7833	
SIB F2S 0/4	REV 05	710-022603	DW7875	
SIB F2S 0/6	REV 05	710-022603	DW7860	
SIB F2S 1/0	REV 04	710-022603	DW4820	
SIB F2S 1/2	REV 05	710-022603	DW7849	
SIB F2S 1/4	REV 05	710-022603	DW7927	SIB-TXP-F2S
SIB F2S 1/6	REV 05	710-022603	DW7866	
SIB F2S 2/0	REV 05	710-022603	DW7880	
SIB F2S 2/2	REV 05	710-022603	DW7895	
SIB F2S 2/4	REV 05	710-022603	DW7907	
SIB F2S 2/6	REV 05	710-022603	DW7785	

SIB F2S 3/0	REV 05	710-022603	DW7782	
SIB F2S 3/2	REV 05	710-022603	DW7793	
SIB F2S 3/4	REV 05	710-022603	DW7779	
SIB F2S 3/6	REV 05	710-022603	DW7930	
SIB F2S 4/0	REV 05	710-022603	DW7867	
SIB F2S 4/2	REV 05	710-022603	DW7917	
SIB F2S 4/4	REV 05	710-022603	DW7929	
SIB F2S 4/6	REV 05	710-022603	DW7870	
Fan Tray 0	REV 06	760-024497	DV7831	FANTRAY-TXP-F
Fan Tray 1	REV 06	760-024497	DV9614	FANTRAY-TXP-F
Fan Tray 2	REV 06	760-024502	DV9618	FANTRAY-TXP-R
Fan Tray 3	REV 06	760-024502	DV9616	FANTRAY-TXP-R
Fan Tray 4	REV 06	760-024502	DV7807	FANTRAY-TXP-R
Fan Tray 5	REV 06	760-024502	DV7828	FANTRAY-TXP-R

lcc0-re0:

Hardware inventory:

Item	Version	Part number	Serial number	FRU model number
Midplane	REV 03	710-017247	RC3765	CHAS-BP-T1600-S
FPM Display	REV 01	710-021387	DN5441	CRAFT-T1600-S
CIP	REV 06	710-002895	DP6021	CIP-L-T640-S
PEM 0	Rev 07	740-017906	UA26384	PWR-T1600-3-80-DC-S
PEM 1	Rev 07	740-017906	UA26296	PWR-T1600-3-80-DC-S
SCG 0	REV 15	710-003423	DR0875	SCG-T-S
CB 0	REV 06	710-022597	DW8534	CB-LCC
CB 1	REV 06	710-022597	DW8527	CB-LCC
FPC 4	REV 12	710-013037	DJ8717	T1600-FPC4-ES
PIC 0	REV 11	750-017405	DP8795	PD-4XGE-XFP
PIC 1	REV 11	750-017405	DP8794	PD-4XGE-XFP
FPC 6	REV 14	710-013037	DS5335	T1600-FPC4-ES
PIC 0	REV 13	750-017405	DS7634	PD-4XGE-XFP
PIC 1	REV 13	750-017405	DS7637	PD-4XGE-XFP
FPC 7	REV 07	710-013035	DM0990	T1600-FPC3-ES
PIC 0	REV 16	750-007141	JJ8067	PC-10GE-SFP
PIC 1	REV 08	750-015749	WE9598	PC-10C192-SON-XFP
PIC 2	REV 10	750-009450	HX6466	PC-10C192-SON-SR2
SIB 0	REV 08	710-022594	DW8033	SIB-TXP-T1600-S
SIB 1	REV 08	710-022594	DW8044	SIB-TXP-T1600-S
SIB 2	REV 08	710-022594	DW8020	SIB-TXP-T1600-S
SIB 3	REV 08	710-022594	DW8063	SIB-TXP-T1600-S
SIB 4	REV 08	710-022594	DW8064	SIB-TXP-T1600-S
Fan Tray 0				FANTRAY-T-S
Fan Tray 1				FANTRAY-T-S
Fan Tray 2				FANTRAY-TXP-R-S

lcc1-re0:

Hardware inventory:

Item	Version	Part number	Serial number	FRU model number
Midplane	REV 04	710-017247	RC5361	CHAS-BP-T1600-S
FPM Display	REV 01	710-021387	DS6430	CRAFT-T1600-S
CIP	REV 06	710-002895	DS4239	CIP-L-T640-S
PEM 0	Rev 08	740-017906	UD26649	PWR-T1600-3-80-DC-S
SCG 0	REV 15	710-003423	DP5820	SCG-T-S
CB 0	REV 06	710-022597	DW8523	CB-LCC
CB 1	REV 06	710-022597	DW8528	CB-LCC
FPC 4	REV 12	710-013037	DP8509	T1600-FPC4-ES
PIC 0	REV 11	750-017405	DP8808	PD-4XGE-XFP
PIC 1	REV 11	750-017405	DP7263	PD-4XGE-XFP
FPC 6	REV 14	710-013037	DS9961	T1600-FPC4-ES

PIC 0	REV 13	750-017405	DS5532	PD-4XGE-XFP
PIC 1	REV 13	750-017405	DS7639	PD-4XGE-XFP
FPC 7	REV 03	710-013035	DF5564	T1600-FPC3-ES
PIC 0	REV 16	750-007141	JJ8063	PC-10GE-SFP
SIB 0	REV 08	710-022594	DW8035	SIB-TXP-T1600-S
SIB 1	REV 10	710-022594	DX7672	SIB-TXP-T1600-S
SIB 2	REV 08	710-022594	DW8060	SIB-TXP-T1600-S
SIB 3	REV 08	710-022594	DW8072	SIB-TXP-T1600-S
SIB 4	REV 08	710-022594	DW8043	SIB-TXP-T1600-S
Fan Tray 0				FANTRAY-T-S
Fan Tray 1				FANTRAY-T-S
Fan Tray 2				FANTRAY-TXP-R-S

lcc2-re0:

Hardware inventory:

Item	Version	Part number	Serial number	FRU model number
Midplane	REV 03	710-017247	RC3956	CHAS-BP-T1600-S
FPM Display	REV 01	710-021387	DN7030	CRAFT-T1600-S
CIP	REV 06	710-002895	DM3962	CIP-L-T640-S
PEM 0	Rev 08	740-017906	UD26519	PWR-T1600-3-80-DC-S
PEM 1	Rev 07	740-017906	UC26601	PWR-T1600-3-80-DC-S
SCG 0	REV 15	710-003423	DP0277	SCG-T-S
CB 0	REV 06	710-022597	DW8524	CB-LCC
CB 1	REV 06	710-022597	DW8536	CB-LCC
FPC 4	REV 12	710-013037	DR1194	T1600-FPC4-ES
PIC 0	REV 11	750-017405	DP8811	PD-4XGE-XFP
PIC 1	REV 11	750-017405	DP8823	PD-4XGE-XFP
FPC 5	REV 12	710-013037	DR1184	T1600-FPC4-ES
PIC 1	REV 11	750-017405	DP4744	PD-4XGE-XFP
FPC 6	REV 12	710-013037	DN8622	T1600-FPC4-ES
PIC 0	REV 14	750-012518	JY9924	PD-40C192-SON-XFP
PIC 1	REV 11	750-017405	DP8776	PD-4XGE-XFP
FPC 7	REV 04	710-013560	JR3968	T640-FPC3-E2
PIC 0	REV 16	750-007141	NC9330	PC-10GE-SFP
SIB 0	REV 07	710-022594	DW4217	SIB-TXP-T1600-S
SIB 1	REV 07	710-022594	DW4213	SIB-TXP-T1600-S
SIB 2	REV 07	710-022594	DW4189	SIB-TXP-T1600-S
SIB 3	REV 07	710-022594	DW4173	SIB-TXP-T1600-S
SIB 4	REV 07	710-022594	DW4201	SIB-TXP-T1600-S
Fan Tray 0				FANTRAY-T-S
Fan Tray 1				FANTRAY-T-S
Fan Tray 2				FANTRAY-TXP-R-S

lcc3-re0:

Hardware inventory:

Item	Version	Part number	Serial number	FRU model number
Midplane	REV 04	710-017247	RC5319	CHAS-BP-T1600-S
FPM Display	REV 01	710-021387	DS6402	CRAFT-T1600-S
CIP	REV 06	710-002895	DR9973	CIP-L-T640-S
PEM 0	Rev 07	740-017906	UC26496	PWR-T1600-3-80-DC-S
PEM 1	Rev 07	740-017906	UC26599	PWR-T1600-3-80-DC-S
SCG 0	REV 15	710-003423	DP5831	SCG-T-S
CB 0	REV 06	710-022597	DW8533	CB-LCC
CB 1	REV 06	710-022597	DW8538	CB-LCC
FPC 0	REV 14	710-013037	DS5345	T1600-FPC4-ES
PIC 0	REV 13	750-017405	DS7641	PD-4XGE-XFP
PIC 1	REV 13	750-017405	DS5479	PD-4XGE-XFP
FPC 1	REV 14	710-013037	DS7338	T1600-FPC4-ES
PIC 0	REV 13	750-017405	DS7631	PD-4XGE-XFP

PIC 1	REV 13	750-017405	DS7632	PD-4XGE-XFP
FPC 2	REV 14	710-013037	DS9962	T1600-FPC4-ES
PIC 0	REV 13	750-017405	DS7581	PD-4XGE-XFP
PIC 1	REV 13	750-017405	DS7627	PD-4XGE-XFP
FPC 4	REV 10	710-010845	JZ6573	T640-FPC4-ES
PIC 0	REV 14	750-012518	JT5124	PD-40C192-SON-XFP
FPC 5	REV 14	710-013037	DT0016	T1600-FPC4-ES
PIC 0	REV 14	750-012518	JY9918	PD-40C192-SON-XFP
FPC 7	REV 07	710-013035	DM0967	T1600-FPC3-ES
PIC 0	REV 16	750-007141	JJ8059	PC-10GE-SFP
PIC 1	REV 13	750-004695	DM5712	PC-TUNNEL
SIB 0	REV 07	710-022594	DW4174	SIB-TXP-T1600-S
SIB 1	REV 07	710-022594	DW4207	SIB-TXP-T1600-S
SIB 2	REV 06	710-022594	DT8231	SIB-TXP-T1600-S
SIB 3	REV 07	710-022594	DW4175	SIB-TXP-T1600-S
SIB 4	REV 07	710-022594	DW4209	SIB-TXP-T1600-S
Fan Tray 0				FANTRAY-T-S
Fan Tray 1				FANTRAY-T-S
Fan Tray 2				FANTRAY-TXP-R-S

show chassis hardware (TX Matrix Plus Router with 3D SIBs)

```
user@host> show chassis hardware
sfc0-re0:
```

```
-----
Hardware inventory:
Item          Version  Part number  Serial number  Description
Chassis                               JN11CAAA4AHB  TXP
Midplane                               ABAC4696      SFC Midplane
FPM Display                               EH3138        TXP FPM Display
CIP 0                               REV 12 710-023792 EF6349        TXP CIP
CIP 1                               REV 12 710-023792 EG5294        TXP CIP
PEM 0                               Rev 06 740-027463 XH04595       Power Entry Module
PEM 1                               Rev 06 740-027463 XH04592       Power Entry Module
Routing Engine 0 REV 07 740-026942 P737A-002541  RE-DUO-2600
Routing Engine 1 REV 07 740-026942 P737A-002602  RE-DUO-2600
CB 0                               REV 15 710-022606 EH4376        SFC Control Board
CB 1                               REV 15 710-022606 EH4379        SFC Control Board
SPMB 0                               BUILTIN       SFC Switch CPU
SPMB 1                               BUILTIN       SFC Switch CPU
SIB F13 0 REV 10 750-035002 EM9305        F13 SIB 3D
  B Board REV 06 711-035082 EM9667        F13 SIB 3D Mezz
  P Board REV 05 711-043544 EM9708        F13 SIB 3D Power
  Xcvr 0 REV 01 740-047547 XB34FB00S     CXP Module
  Xcvr 2 REV 01 740-047547 XB48FB01H     CXP Module
  Xcvr 4 REV 01 740-047547 XB34FB02W     CXP Module
  Xcvr 6 REV 01 740-047547 XB34FB01T     CXP Module
  Xcvr 8 REV 01 740-047547 XB48FB00W     CXP Module
  Xcvr 10 REV 01 740-047547 XB34FB01S     CXP Module
  Xcvr 12 REV 01 740-047547 XB34FB03H     CXP Module
  Xcvr 14 REV 01 740-047547 XB34FB023     CXP Module
SIB F13 3 REV 01 710-035001 EJ2612        F13 SIB 3D
  B Board REV 01 711-035082 EJ3815        F13 SIB 3D Mezz
  P Board REV 01 711-043544 EJ2678        F13 SIB 3D Power
  Xcvr 0 REV 01 740-047547 XB48FB04C     CXP Module
  Xcvr 2 REV 01 740-047547 XB48FB00Z     CXP Module
  Xcvr 4 REV 01 740-047547 XB47FB036     CXP Module
  Xcvr 6 REV 01 740-047547 XB47FB029     CXP Module
  Xcvr 8 REV 01 740-047547 XB48FB02N     CXP Module
  Xcvr 10 REV 01 740-047547 XB42FB0CS     CXP Module
  Xcvr 12 REV 01 740-047547 XB47FB01X     CXP Module
```

Xcvr 14	REV 01	740-047547	XB48FB02F	CXP Module
SIB F13 6	REV 05	750-035002	EK2675	F13 SIB 3D
B Board	REV 03	711-035082	EK2612	F13 SIB 3D Mezz
P Board	REV 04	711-043544	EK1179	F13 SIB 3D Power
Xcvr 0	REV 01	740-047547	XB48FB01T	CXP Module
Xcvr 2	REV 01	740-047547	XB48FB02M	CXP Module
Xcvr 4	REV 01	740-047547	XB48FB031	CXP Module
Xcvr 6	REV 01	740-047547	XB48FB04P	CXP Module
Xcvr 8	REV 01	740-047547	XB48FB02T	CXP Module
Xcvr 10	REV 01	740-047547	XB34FB01V	CXP Module
Xcvr 12	REV 01	740-047547	XB48FB02C	CXP Module
Xcvr 14		NON-JNPR		No Module
SIB F13 12	REV 01	710-035001	EJ2631	F13 SIB 3D
B Board	REV 01	711-035082	EJ3808	F13 SIB 3D Mezz
P Board	REV 01	711-043544	EJ2676	F13 SIB 3D Power
SIB F2S 0/0	REV 01	711-034977	EH9829	F2S SIB 3D
B Board	REV 01	711-034979	EH9927	F2S SIB 3D Mezz
SIB F2S 0/2	REV 01	711-034977	EH9791	F2S SIB 3D
B Board	REV 01	711-034979	EH9852	F2S SIB 3D Mezz
SIB F2S 0/4	REV 01	711-034977	EH9803	F2S SIB 3D
B Board	REV 01	711-034979	EH9915	F2S SIB 3D Mezz
SIB F2S 0/6	REV 01	711-034977	EH9763	F2S SIB 3D
B Board	REV 01	711-034979	EH9880	F2S SIB 3D Mezz
SIB F2S 1/0	REV 01	711-034977	EH9757	F2S SIB 3D
B Board	REV 01	711-034979	EH9889	F2S SIB 3D Mezz
SIB F2S 1/2	REV 01	711-034977	EH9815	F2S SIB 3D
B Board	REV 01	711-034979	EH9890	F2S SIB 3D Mezz
SIB F2S 1/4	REV 08	750-034978	EN1954	F2S SIB 3D
B Board	REV 02	711-034979	EN1436	F2S SIB 3D Mezz
SIB F2S 1/6	REV 01	711-034977	EJ7054	F2S SIB 3D
B Board	REV 01	711-034979	EJ8238	F2S SIB 3D Mezz
SIB F2S 2/0	REV 01	711-034977	EH9830	F2S SIB 3D
B Board	REV 01	711-034979	EH9844	F2S SIB 3D Mezz
SIB F2S 2/2	REV 01	711-034977	EH9818	F2S SIB 3D
B Board	REV 01	711-034979	EH9888	F2S SIB 3D Mezz
SIB F2S 2/4	REV 01	711-034977	EH9795	F2S SIB 3D
B Board	REV 01	711-034979	EH9869	F2S SIB 3D Mezz
SIB F2S 2/6	REV 01	711-034977	EJ7026	F2S SIB 3D
B Board	REV 01	711-034979	EJ8273	F2S SIB 3D Mezz
SIB F2S 3/0	REV 01	711-034977	EH9811	F2S SIB 3D
B Board	REV 01	711-034979	EH9892	F2S SIB 3D Mezz
SIB F2S 3/2	REV 01	711-034977	EH9812	F2S SIB 3D
B Board	REV 01	711-034979	EH9877	F2S SIB 3D Mezz
SIB F2S 3/4	REV 08	750-034978	EN1947	F2S SIB 3D
B Board	REV 02	711-034979	EN1471	F2S SIB 3D Mezz
Fan Tray 0	REV 10	760-024497	EH3313	Front Fan Tray
Fan Tray 1	REV 10	760-024497	EH3290	Front Fan Tray
Fan Tray 2	REV 10	760-024502	EH3292	Rear Fan Tray
Fan Tray 3	REV 10	760-024502	EH3287	Rear Fan Tray
Fan Tray 4	REV 10	760-024502	EH3286	Rear Fan Tray
Fan Tray 5	REV 10	760-024502	EH3285	Rear Fan Tray

1cc0-re0:

Hardware inventory:

Item	Version	Part number	Serial number	Description
Chassis			JN11B23FEAHA	T1600
Midplane	REV 01	710-027486	RC9787	T-series Backplane
FPM GBUS	REV 13	710-002901	BBAG5132	T640 FPM Board
FPM Display	REV 04	710-021387	BBAL9612	T1600 FPM Display
CIP	REV 06	710-002895	BBAN0605	T-series CIP

PEM 0	REV 05	740-036442	1G022060143	Power Entry Module 6x60
PEM 1	REV 05	740-036442	1G022060011	Power Entry Module 6x60
SCG 0	REV 18	710-003423	BBAL7318	T640 Sonet Clock Gen.
SCG 1	REV 18	710-003423	BBAL7255	T640 Sonet Clock Gen.
Routing Engine 0	REV 07	740-026941	P737F-002933	RE-DUO-1800
Routing Engine 1	REV 06	740-026941	P737F-002749	RE-DUO-1800
CB 0	REV 11	710-022597	EH3611	LCC Control Board
CB 1	REV 11	710-022597	EH4798	LCC Control Board
FPC 5	REV 17	710-013037	BBAC5333	FPC Type 4-ES
CPU	REV 10	710-016744	BBAB7619	ST-PMB2
PIC 0	REV 18	750-017405	BBAE3420	4x 10GE (LAN/WAN) XFP
Xcvr 0	REV 03	740-014289	T10C90659	XFP-10G-SR
MMB 0	REV 05	710-025563	BBAB9538	ST-MMB2
MMB 1	REV 05	710-025563	BBAB9502	ST-MMB2
FPC 7	REV 01	750-045173	BBAV0032	FPC Type 5-3D
CPU				
SPMB 0	REV 05	710-023321	EG9434	LCC Switch CPU
SPMB 1	REV 05	710-023321	EH3878	LCC Switch CPU
SIB 0	REV 01	750-041657	EH7997	LCC SIB 3D
B Board	REV 01	711-042424	EH7674	LCC SIB 3D Mezz
Xcvr 0	REV 01	740-047547	XB48FB014	CXP Module
Xcvr 2	REV 01	740-047547	XB48FB05A	CXP Module
Xcvr 4	REV 01	740-047547	XB48FB052	CXP Module
Xcvr 6	REV 01	740-047547	XB48FB01B	CXP Module
SIB 1	REV 01	750-041657	EH8023	LCC SIB 3D
B Board	REV 01	711-042424	EH7659	LCC SIB 3D Mezz
Xcvr 0	REV 01	740-047547	XB48FB05J	CXP Module
Xcvr 2	REV 01	740-047547	XB48FB01E	CXP Module
Xcvr 4	REV 01	740-047547	XB48FB01J	CXP Module
Xcvr 6	REV 01	740-047547	XB48FB02S	CXP Module
SIB 2	REV 03	750-041657	EJ6554	LCC SIB 3D
B Board	REV 02	711-042424	EJ5756	LCC SIB 3D Mezz
Xcvr 0	REV 01	740-047547	XB34FB01Z	CXP Module
Xcvr 2	REV 01	740-047547	XB34FB013	CXP Module
Xcvr 4	REV 01	740-047547	XB48FB04Z	CXP Module
Xcvr 6	REV 01	740-047547	XB48FB05N	CXP Module
Fan Tray 0				Front Top Fan Tray
Fan Tray 1				Front Bottom Fan Tray
Fan Tray 2				Rear Fan Tray -- Rev 4

lcc2-re0:

Hardware inventory:

Item	Version	Part number	Serial number	Description
Chassis			JN11B3975AHA	T1600
Midplane	REV 01	710-027486	RC9826	T-series Backplane
FPM GBUS	REV 13	710-002901	BBAG5124	T640 FPM Board
FPM Display	REV 03	710-021387	BBAJ1112	T1600 FPM Display
CIP	REV 06	710-002895	BBAL3744	T-series CIP
PEM 0	REV 05	740-036442	1G022060081	Power Entry Module 6x60
PEM 1	REV 05	740-036442	1G022060188	Power Entry Module 6x60
SCG 0	REV 18	710-003423	BBAH8775	T640 Sonet Clock Gen.
SCG 1	REV 18	710-003423	BBAL7272	T640 Sonet Clock Gen.
Routing Engine 0	REV 07	740-026941	P737F-002992	RE-DUO-1800
Routing Engine 1	REV 07	740-026941	P737F-002938	RE-DUO-1800
CB 0	REV 11	710-022597	EH4805	LCC Control Board
CB 1	REV 11	710-022597	EH4786	LCC Control Board
FPC 1	REV 01	710-033873	BBAH0320	FPC Type 3-ES
CPU	REV 11	710-016744	BBAF3281	ST-PMB2
MMB 0	REV 06	710-025563	BBAF5061	ST-MMB2
FPC 5	REV 04	710-033871	BBAM5070	FPC Type 4-ES

CPU	REV 11	710-016744	BBAM6653	ST-PMB2
PIC 1	REV 20	750-017405	BBAM1296	4x 10GE (LAN/WAN) XFP
Xcvr 0	REV 03	740-014289	T10B42981	XFP-10G-SR
MMB 0	REV 07	710-025563	BBAN2631	ST-MMB2
MMB 1	REV 07	710-025563	BBAN2538	ST-MMB2
SPMB 0	REV 05	710-023321	EH3903	LCC Switch CPU
SPMB 1	REV 05	710-023321	EH3902	LCC Switch CPU
SIB 0	REV 01	750-041657	EH8019	LCC SIB 3D
B Board	REV 01	711-042424	EH7680	LCC SIB 3D Mezz
Xcvr 0	REV 01	740-047547	XB48FB04F	CXP Module
Xcvr 2	REV 01	740-047547	XB48FB04S	CXP Module
Xcvr 4	REV 01	740-047547	XB48FB04B	CXP Module
Xcvr 6	REV 01	740-047547	XB48FB043	CXP Module
SIB 1	REV 01	750-041657	EH8012	LCC SIB 3D
B Board	REV 01	711-042424	EH7658	LCC SIB 3D Mezz
Xcvr 0	REV 01	740-047547	XB48FB05E	CXP Module
Xcvr 2	REV 01	740-047547	XB48FB01Z	CXP Module
Xcvr 4	REV 01	740-047547	XB48FB018	CXP Module
Xcvr 6	REV 01	740-047547	XB48FB054	CXP Module
SIB 2	REV 01	750-041657	EH7993	LCC SIB 3D
B Board	REV 01	711-042424	EH7678	LCC SIB 3D Mezz
Xcvr 0	REV 01	740-047547	XB48FB05C	CXP Module
Xcvr 2	REV 01	740-047547	XB47FB00N	CXP Module
Xcvr 4	REV 01	740-047547	XB48FB05U	CXP Module
Xcvr 6	REV 01	740-047547	XB48FB05L	CXP Module
Fan Tray 0				Front Top Fan Tray
Fan Tray 1				Front Bottom Fan Tray
Fan Tray 2				Rear Fan Tray -- Rev 4

show chassis hardware clei-models (TX Matrix Plus Router with 3D SIBs)

```
user@host> show chassis hardware clei-models
sfc0-re0:
```

Hardware inventory:				
Item	Version	Part number	CLEI code	FRU model number
Midplane	REV 05	710-022574		CHAS-BP-TXP-S
FPM Display	REV 09	710-024027		CRAFT-TXP-S
CIP 0	REV 12	710-023792		CIP-TXP-S
CIP 1	REV 12	710-023792		CIP-TXP-S
PEM 0	Rev 06	740-027463	IPUPAFGKTA	PWR-TXP-7-60-DC-S
Routing Engine 0	REV 07	740-026942		RE-DUO-C2600-16G-S
Routing Engine 1	REV 07	740-026942		RE-DUO-C2600-16G-S
CB 0	REV 13	710-022606		CB-TXP-S
CB 1	REV 14	710-022606		CB-TXP-S
SIB F13 0	REV 10	750-035002	PROTOXCLEI	SIB-TXP-3D-F13-S
Xcvr 0	REV 01	740-048813		
Xcvr 1	REV 01	740-048813		
Xcvr 2	REV 01	740-048813		
Xcvr 3	REV 01	740-048813		
Xcvr 4	REV 01	740-048813		
Xcvr 5	REV 01	740-048813		
Xcvr 6	REV 01	740-048813		
Xcvr 7	REV 01	740-048813		
Xcvr 8	REV 01	740-047547		CXP-TXP-3D
Xcvr 10	REV 01	740-047547		CXP-TXP-3D
Xcvr 12	REV 01	740-047547		CXP-TXP-3D
Xcvr 14	REV 01	740-047547		CXP-TXP-3D
SIB F13 1	REV 10	750-035002	PROTOXCLEI	SIB-TXP-3D-F13-S
Xcvr 0	REV 01	740-047547		CXP-TXP-3D
Xcvr 1	REV 01	740-047547		CXP-TXP-3D

Xcvr 2	REV 01	740-047547		CXP-TXP-3D
Xcvr 3	REV 01	740-047547		CXP-TXP-3D
Xcvr 4	REV 01	740-047547		CXP-TXP-3D
Xcvr 5	REV 01	740-047547		CXP-TXP-3D
Xcvr 6	REV 01	740-047547		CXP-TXP-3D
Xcvr 7	REV 01	740-047547		CXP-TXP-3D
Xcvr 8	REV 01	740-047547		CXP-TXP-3D
Xcvr 10	REV 01	740-047547		CXP-TXP-3D
Xcvr 12	REV 01	740-047547		CXP-TXP-3D
Xcvr 14	REV 01	740-047547		CXP-TXP-3D
Xcvr 0	REV 01	740-048813		
Xcvr 1	REV 01	740-048813		
Xcvr 2	REV 01	740-048813		
Xcvr 3	REV 01	740-048813		
Xcvr 4	REV 01	740-048813		
Xcvr 5	REV 01	740-048813		
Xcvr 6	REV 01	740-048813		
Xcvr 7	REV 01	740-048813		
Xcvr 8	REV 01	740-048813		
Xcvr 10	REV 01	740-048813		
Xcvr 12	REV 01	740-048813		
Xcvr 14	REV 01	740-048813		
Xcvr 0	REV 01	740-047547		CXP-TXP-3D
Xcvr 1	REV 01	740-047547		CXP-TXP-3D
Xcvr 2	REV 01	740-047547		CXP-TXP-3D
Xcvr 3	REV 01	740-047547		CXP-TXP-3D
Xcvr 4	REV 01	740-047547		CXP-TXP-3D
Xcvr 5	REV 01	740-047547		CXP-TXP-3D
Xcvr 6	REV 01	740-047547		CXP-TXP-3D
Xcvr 7	REV 01	740-047547		CXP-TXP-3D
Xcvr 8	REV 01	740-047547		CXP-TXP-3D
Xcvr 10	REV 01	740-047547		CXP-TXP-3D
Xcvr 12	REV 01	740-047547		CXP-TXP-3D
Xcvr 14	REV 01	740-047547		CXP-TXP-3D
SIB F13 6	REV 16	750-035002	PROTOXCLEI	SIB-TXP-3D-F13
Xcvr 0	REV 01	740-048813		
Xcvr 1	REV 01	740-048813		
Xcvr 2	REV 01	740-048813		
Xcvr 3	REV 01	740-048813		
Xcvr 4	REV 01	740-048813		
Xcvr 5	REV 01	740-048813		
Xcvr 6	REV 01	740-048813		
Xcvr 7	REV 01	740-048813		
Xcvr 8	REV 01	740-047547		CXP-TXP-3D
Xcvr 10	REV 01	740-047547		CXP-TXP-3D
Xcvr 12	REV 01	740-047547		CXP-TXP-3D
Xcvr 14	REV 01	740-047547		CXP-TXP-3D
SIB F13 7	REV 10	750-035002	PROTOXCLEI	SIB-TXP-3D-F13-S
Xcvr 0	REV 01	740-047547		CXP-TXP-3D
Xcvr 1	REV 01	740-047547		CXP-TXP-3D
Xcvr 2	REV 01	740-047547		CXP-TXP-3D
Xcvr 3	REV 01	740-047547		CXP-TXP-3D
Xcvr 4	REV 01	740-047547		CXP-TXP-3D
Xcvr 5	REV 01	740-047547		CXP-TXP-3D
Xcvr 6	REV 01	740-047547		CXP-TXP-3D
Xcvr 7	REV 01	740-047547		CXP-TXP-3D
Xcvr 8	REV 01	740-047547		CXP-TXP-3D
Xcvr 10	REV 01	740-047547		CXP-TXP-3D
Xcvr 12	REV 01	740-047547		CXP-TXP-3D
Xcvr 14	REV 01	740-047547		CXP-TXP-3D
Xcvr 0	REV 01	740-048813		

Xcvr 1	REV 01	740-048813		
Xcvr 2	REV 01	740-048813		
Xcvr 3	REV 01	740-048813		
Xcvr 4	REV 01	740-048813		
Xcvr 5	REV 01	740-047547		CXP-TXP-3D
Xcvr 6	REV 01	740-047547		CXP-TXP-3D
Xcvr 7	REV 01	740-047547		CXP-TXP-3D
Xcvr 8	REV 01	740-047547		CXP-TXP-3D
Xcvr 10	REV 01	740-047547		CXP-TXP-3D
Xcvr 12	REV 01	740-047547		CXP-TXP-3D
Xcvr 14	REV 01	740-047547		CXP-TXP-3D
SIB F13 9	REV 16	750-035002	PROTOXCLEI	SIB-TXP-3D-F13
Xcvr 0	REV 01	740-047547		CXP-TXP-3D
Xcvr 1	REV 01	740-047547		CXP-TXP-3D
Xcvr 2	REV 01	740-047547		CXP-TXP-3D
Xcvr 3	REV 01	740-047547		CXP-TXP-3D
Xcvr 4	REV 01	740-047547		CXP-TXP-3D
Xcvr 5	REV 01	740-047547		CXP-TXP-3D
Xcvr 6	REV 01	740-047547		CXP-TXP-3D
Xcvr 7	REV 01	740-047547		CXP-TXP-3D
Xcvr 8	REV 01	740-047547		CXP-TXP-3D
Xcvr 10	REV 01	740-047547		CXP-TXP-3D
Xcvr 12	REV 01	740-047547		CXP-TXP-3D
Xcvr 14	REV 01	740-047547		CXP-TXP-3D
SIB F13 11	REV 10	750-035002	PROTOXCLEI	750-035002
Xcvr 0	REV 01	740-048813		
Xcvr 1	REV 01	740-048813		
Xcvr 2	REV 01	740-048813		
Xcvr 3	REV 01	740-048813		
Xcvr 4	REV 01	740-048813		
Xcvr 5	REV 01	740-048813		
Xcvr 6	REV 01	740-047547		CXP-TXP-3D
Xcvr 7	REV 01	740-048813		
Xcvr 8	REV 01	740-047547		CXP-TXP-3D
Xcvr 12	REV 01	740-047547		CXP-TXP-3D
Xcvr 14	REV 01	740-047547		CXP-TXP-3D
SIB F13 12	REV 16	750-035002	PROTOXCLEI	SIB-TXP-3D-F13
Xcvr 0	REV 01	740-047547		CXP-TXP-3D
Xcvr 1	REV 01	740-047547		CXP-TXP-3D
Xcvr 2	REV 01	740-047547		CXP-TXP-3D
Xcvr 3	REV 01	740-047547		CXP-TXP-3D
Xcvr 4	REV 01	740-047547		CXP-TXP-3D
Xcvr 5	REV 01	740-047547		CXP-TXP-3D
Xcvr 6	REV 01	740-047547		CXP-TXP-3D
Xcvr 7	REV 01	740-047547		CXP-TXP-3D
Xcvr 8	REV 01	740-047547		CXP-TXP-3D
Xcvr 10	REV 01	740-047547		CXP-TXP-3D
Xcvr 12	REV 01	740-047547		CXP-TXP-3D
Xcvr 14	REV 01	740-047547		CXP-TXP-3D
SIB F2S 0/0	REV 06	750-034978	PROTOXCLEI	SIB-TXP-3D-F2S
SIB F2S 0/2	REV 07	750-034978	PROTOXCLEI	SIB-TXP-3D-F2S
SIB F2S 0/4	REV 06	750-034978	PROTOXCLEI	SIB-TXP-3D-F2S
SIB F2S 0/6	REV 06	750-034978	PROTOXCLEI	SIB-TXP-3D-F2S
SIB F2S 1/0	REV 07	750-034978	PROTOXCLEI	SIB-TXP-3D-F2S
SIB F2S 1/2	REV 07	750-034978	PROTOXCLEI	SIB-TXP-3D-F2S
SIB F2S 1/4	REV 07	750-034978	PROTOXCLEI	SIB-TXP-3D-F2S
SIB F2S 1/6	REV 08	750-034978	PROTOXCLEI	SIB-TXP-3D-F2S
SIB F2S 2/0	REV 06	750-034978	PROTOXCLEI	SIB-TXP-3D-F2S
SIB F2S 2/2	REV 06	750-034978	PROTOXCLEI	SIB-TXP-3D-F2S
SIB F2S 2/4	REV 07	750-034978	PROTOXCLEI	SIB-TXP-3D-F2S
SIB F2S 2/6	REV 06	750-034978	PROTOXCLEI	SIB-TXP-3D-F2S

SIB F2S 3/0	REV 07	750-034978	PROTOXCLEI	SIB-TXP-3D-F2S
SIB F2S 3/2	REV 06	750-034978	PROTOXCLEI	SIB-TXP-3D-F2S
SIB F2S 3/4	REV 06	750-034978	PROTOXCLEI	SIB-TXP-3D-F2S
SIB F2S 3/6	REV 06	750-034978	PROTOXCLEI	SIB-TXP-3D-F2S
SIB F2S 4/0	REV 07	750-034978	PROTOXCLEI	SIB-TXP-3D-F2S
SIB F2S 4/2	REV 06	750-034978	PROTOXCLEI	SIB-TXP-3D-F2S
SIB F2S 4/4	REV 06	750-034978	PROTOXCLEI	SIB-TXP-3D-F2S
SIB F2S 4/6	REV 06	750-034978	PROTOXCLEI	SIB-TXP-3D-F2S
Fan Tray 0	REV 10	760-024497		FANTRAY-TXP-H-S
Fan Tray 1	REV 10	760-024497		FANTRAY-TXP-H-S
Fan Tray 2	REV 10	760-024502		FANTRAY-TXP-V-S
Fan Tray 3	REV 10	760-024502		FANTRAY-TXP-V-S
Fan Tray 4	REV 10	760-024502		FANTRAY-TXP-V-S
Fan Tray 5	REV 10	760-024502		FANTRAY-TXP-V-S

```
lcc0-re0:
```

```
-----
Hardware inventory:
```

Item	Version	Part number	CLEI code	FRU model number
Midplane	REV 01	710-027486	IPMJ700DRD	CHAS-BP-T1600-S
FPM Display	REV 04	710-021387		CRAFT-T1600-S
CIP	REV 06	710-002895		CIP-L-T640-S
PEM 0	REV 05	740-036442	IPUPAG6KAA	PWR-T-6-60-DC-S
PEM 1	REV 05	740-036442	IPUPAG6KAA	PWR-T-6-60-DC-S
SCG 0	REV 18	710-003423		SCG-T-S
SCG 1	REV 18	710-003423		SCG-T-S
Routing Engine 0	REV 10	740-026941		RE-DUO-C1800-8G-S
Routing Engine 1	REV 07	740-026941		RE-DUO-C1800-8G-S
CB 0	REV 11	710-022597		CB-LCC-S
CB 1	REV 11	710-022597		CB-LCC-S
FPC 0	REV 01	750-045173	IP9IAL4DAB	T4000-FPC5-3D
PIC 0	REV 17	750-034624	IP9IAL2DAA	PF-12XGE-SFPP
PIC 1	REV 17	750-034624	IP9IAL2DAA	PF-12XGE-SFPP
FPC 3	REV 01	750-045173	IP9IAL4DAB	T4000-FPC5-3D
PIC 0	REV 13	750-033423	XXXXXXXXDD	PF-12-24XGE-SFPP
FPC 4	REV 02	750-045173	IP9IAL4DAC	T4000-FPC5-3D
PIC 0	REV 17	750-034624	IP9IAL2DAA	PF-12XGE-SFPP
PIC 1	REV 17	750-034624	IP9IAL2DAA	PF-12XGE-SFPP
FPC 5	REV 01	750-045173	IP9IAL4DAB	T4000-FPC5-3D
PIC 0	REV 17	750-034624	IP9IAL2DAA	PF-12XGE-SFPP
PIC 1	REV 17	750-034624	IP9IAL2DAA	PF-12XGE-SFPP
FPC 6	REV 01	750-045173	IP9IAL4DAB	T4000-FPC5-3D
PIC 0	REV 17	750-034624	IP9IAL2DAA	PF-12XGE-SFPP
PIC 1	REV 10	750-035293	IP9IAL3DAA	PF-1CGE-CFP
SIB 0	REV 06	750-041657	PROTOXCLEI	SIB-TXP-3D-LCC
Xcvr 0	REV 01	740-048813		
Xcvr 1	REV 01	740-048813		
Xcvr 2	REV 01	740-048813		
Xcvr 3	REV 01	740-048813		
Xcvr 4	REV 01	740-048813		
Xcvr 5	REV 01	740-048813		
Xcvr 6	REV 01	740-048813		
Xcvr 7	REV 01	740-048813		
SIB 1	REV 06	750-041657	PROTOXCLEI	SIB-TXP-3D-LCC
Xcvr 0	REV 01	740-048813		
Xcvr 1	REV 01	740-048813		
Xcvr 2	REV 01	740-048813		
Xcvr 3	REV 01	740-048813		
Xcvr 4	REV 01	740-048813		
Xcvr 5	REV 01	740-048813		
Xcvr 6	REV 01	740-048813		

Xcvr 7	REV 01	740-048813		
SIB 2	REV 06	750-041657	PROTOXCLEI	SIB-TXP-3D-LCC
Xcvr 0	REV 01	740-048813		
Xcvr 1	REV 01	740-048813		
Xcvr 2	REV 01	740-048813		
Xcvr 3	REV 01	740-048813		
Xcvr 4	REV 01	740-048813		
Xcvr 5	REV 01	740-048813		
Xcvr 6	REV 01	740-048813		
Xcvr 7	REV 01	740-048813		
SIB 3	REV 07	750-041657	PROTOXCLEI	SIB-TXP-3D-LCC
Xcvr 0	REV 01	740-048813		
Xcvr 1	REV 01	740-048813		
Xcvr 2	REV 01	740-048813		
Xcvr 3	REV 01	740-048813		
Xcvr 4	REV 01	740-048813		
Xcvr 5	REV 01	740-048813		
Xcvr 6	REV 01	740-048813		
Xcvr 7	REV 01	740-048813		
SIB 4	REV 06	750-041657	PROTOXCLEI	SIB-TXP-3D-LCC
Xcvr 0	REV 01	740-048813		
Xcvr 1	REV 01	740-048813		
Xcvr 2	REV 01	740-048813		
Xcvr 3	REV 01	740-048813		
Xcvr 4	REV 01	740-048813		
Xcvr 5	REV 01	740-048813		
Xcvr 6	REV 01	740-048813		
Xcvr 7	REV 01	740-048813		
Fan Tray 0				FANTRAY-T-S
Fan Tray 1				FANTRAY-T-S
Fan Tray 2				FANTRAY-TXP3D-LCC-R-S

[Output Truncated]

show chassis hardware detail (TX Matrix Plus Router with 3D SIBs)

```
user@host> show chassis hardware detail
sfc0-re0:
```

```
-----
Hardware inventory:
```

Item	Version	Part number	Serial number	Description
Chassis			JN11CAAA4AHB	TXP
Midplane	REV 05	710-022574	ABAC4696	SFC Midplane
FPM Display	REV 09	710-024027	EH3138	TXP FPM Display
CIP 0	REV 12	710-023792	EF6349	TXP CIP
CIP 1	REV 12	710-023792	EG5294	TXP CIP
PEM 0	Rev 06	740-027463	XH04595	Power Entry Module
PEM 1	Rev 06	740-027463	XH04592	Power Entry Module
Routing Engine 0	REV 07	740-026942	P737A-002541	RE-DUO-2600
ad0	3823 MB	SMART CF	2011030400062C132C13	Compact Flash
ad1	62720 MB	SMART Lite SATA Drive	201105100009A452A452	Disk 1
Routing Engine 1	REV 07	740-026942	P737A-002602	RE-DUO-2600
ad0	3823 MB	SMART CF	20110508085EE471E471	Compact Flash
ad1	62720 MB	SMART Lite SATA Drive	201110210089DF39DF39	Disk 1
CB 0	REV 15	710-022606	EH4376	SFC Control Board
CB 1	REV 15	710-022606	EH4379	SFC Control Board
SPMB 0		BUILTIN		SFC Switch CPU
SPMB 1		BUILTIN		SFC Switch CPU
SIB F13 0	REV 10	750-035002	EM9305	F13 SIB 3D
B Board	REV 06	711-035082	EM9667	F13 SIB 3D Mezz
P Board	REV 05	711-043544	EM9708	F13 SIB 3D Power
Xcvr 0	REV 01	740-047547	XB34FB00S	CXP Module

Xcvr 2	REV 01	740-047547	XB48FB01H	CXP Module
Xcvr 4	REV 01	740-047547	XB34FB02W	CXP Module
Xcvr 6	REV 01	740-047547	XB34FB01T	CXP Module
Xcvr 8	REV 01	740-047547	XB48FB00W	CXP Module
Xcvr 10	REV 01	740-047547	XB34FB01S	CXP Module
Xcvr 12	REV 01	740-047547	XB34FB03H	CXP Module
Xcvr 14	REV 01	740-047547	XB34FB023	CXP Module
SIB F13 3	REV 01	710-035001	EJ2612	F13 SIB 3D
B Board	REV 01	711-035082	EJ3815	F13 SIB 3D Mezz
P Board	REV 01	711-043544	EJ2678	F13 SIB 3D Power
Xcvr 0	REV 01	740-047547	XB48FB04C	CXP Module
Xcvr 2	REV 01	740-047547	XB48FB00Z	CXP Module
Xcvr 4	REV 01	740-047547	XB47FB036	CXP Module
Xcvr 6	REV 01	740-047547	XB47FB029	CXP Module
Xcvr 8	REV 01	740-047547	XB48FB02N	CXP Module
Xcvr 10	REV 01	740-047547	XB42FB0CS	CXP Module
Xcvr 12	REV 01	740-047547	XB47FB01X	CXP Module
Xcvr 14	REV 01	740-047547	XB48FB02F	CXP Module
SIB F13 6	REV 05	750-035002	EK2675	F13 SIB 3D
B Board	REV 03	711-035082	EK2612	F13 SIB 3D Mezz
P Board	REV 04	711-043544	EK1179	F13 SIB 3D Power
Xcvr 0	REV 01	740-047547	XB48FB01T	CXP Module
Xcvr 2	REV 01	740-047547	XB48FB02M	CXP Module
Xcvr 4	REV 01	740-047547	XB48FB031	CXP Module
Xcvr 6	REV 01	740-047547	XB48FB04P	CXP Module
Xcvr 8	REV 01	740-047547	XB48FB02T	CXP Module
Xcvr 10	REV 01	740-047547	XB34FB01V	CXP Module
Xcvr 12	REV 01	740-047547	XB48FB02C	CXP Module
Xcvr 14		NON-JNPR		No Module
SIB F13 12	REV 01	710-035001	EJ2631	F13 SIB 3D
B Board	REV 01	711-035082	EJ3808	F13 SIB 3D Mezz
P Board	REV 01	711-043544	EJ2676	F13 SIB 3D Power
SIB F2S 0/0	REV 01	711-034977	EH9829	F2S SIB 3D
B Board	REV 01	711-034979	EH9927	F2S SIB 3D Mezz
SIB F2S 0/2	REV 01	711-034977	EH9791	F2S SIB 3D
B Board	REV 01	711-034979	EH9852	F2S SIB 3D Mezz
SIB F2S 0/4	REV 01	711-034977	EH9803	F2S SIB 3D
B Board	REV 01	711-034979	EH9915	F2S SIB 3D Mezz
SIB F2S 0/6	REV 01	711-034977	EH9763	F2S SIB 3D
B Board	REV 01	711-034979	EH9880	F2S SIB 3D Mezz
SIB F2S 1/0	REV 01	711-034977	EH9757	F2S SIB 3D
B Board	REV 01	711-034979	EH9889	F2S SIB 3D Mezz
SIB F2S 1/2	REV 01	711-034977	EH9815	F2S SIB 3D
B Board	REV 01	711-034979	EH9890	F2S SIB 3D Mezz
SIB F2S 1/4	REV 08	750-034978	EN1954	F2S SIB 3D
B Board	REV 02	711-034979	EN1436	F2S SIB 3D Mezz
SIB F2S 1/6	REV 01	711-034977	EJ7054	F2S SIB 3D
B Board	REV 01	711-034979	EJ8238	F2S SIB 3D Mezz
SIB F2S 2/0	REV 01	711-034977	EH9830	F2S SIB 3D
B Board	REV 01	711-034979	EH9844	F2S SIB 3D Mezz
SIB F2S 2/2	REV 01	711-034977	EH9818	F2S SIB 3D
B Board	REV 01	711-034979	EH9888	F2S SIB 3D Mezz
SIB F2S 2/4	REV 01	711-034977	EH9795	F2S SIB 3D
B Board	REV 01	711-034979	EH9869	F2S SIB 3D Mezz
SIB F2S 2/6	REV 01	711-034977	EJ7026	F2S SIB 3D
B Board	REV 01	711-034979	EJ8273	F2S SIB 3D Mezz
SIB F2S 3/0	REV 01	711-034977	EH9811	F2S SIB 3D
B Board	REV 01	711-034979	EH9892	F2S SIB 3D Mezz
SIB F2S 3/2	REV 01	711-034977	EH9812	F2S SIB 3D
B Board	REV 01	711-034979	EH9877	F2S SIB 3D Mezz
SIB F2S 3/4	REV 08	750-034978	EN1947	F2S SIB 3D

B Board	REV 02	711-034979	EN1471	F2S SIB 3D Mezz
Fan Tray 0	REV 10	760-024497	EH3313	Front Fan Tray
Fan Tray 1	REV 10	760-024497	EH3290	Front Fan Tray
Fan Tray 2	REV 10	760-024502	EH3292	Rear Fan Tray
Fan Tray 3	REV 10	760-024502	EH3287	Rear Fan Tray
Fan Tray 4	REV 10	760-024502	EH3286	Rear Fan Tray
Fan Tray 5	REV 10	760-024502	EH3285	Rear Fan Tray

lcc0-re0:

Hardware inventory:

Item	Version	Part number	Serial number	Description
Chassis			JN11B23FEAHA	T1600
Midplane	REV 01	710-027486	RC9787	T-series Backplane
FPM GBUS	REV 13	710-002901	BBAG5132	T640 FPM Board
FPM Display	REV 04	710-021387	BBAL9612	T1600 FPM Display
CIP	REV 06	710-002895	BBAN0605	T-series CIP
PEM 0	REV 05	740-036442	1G022060143	Power Entry Module 6x60
PEM 1	REV 05	740-036442	1G022060011	Power Entry Module 6x60
SCG 0	REV 18	710-003423	BBAL7318	T640 Sonet Clock Gen.
SCG 1	REV 18	710-003423	BBAL7255	T640 Sonet Clock Gen.
Routing Engine 0	REV 07	740-026941	P737F-002933	RE-DUO-1800
ad0 3823 MB	SMART CF		201103030490604E604E	Compact Flash
ad1 62720 MB	SMART Lite SATA Drive		20110729028B11D411D4	Disk 1
Routing Engine 1	REV 06	740-026941	P737F-002749	RE-DUO-1800
ad0 3823 MB	SMART CF		2011010504EB99649964	Compact Flash
ad1 62720 MB	SMART Lite SATA Drive		201102140058934A934A	Disk 1
CB 0	REV 11	710-022597	EH3611	LCC Control Board
CB 1	REV 11	710-022597	EH4798	LCC Control Board
FPC 5	REV 17	710-013037	BBAC5333	FPC Type 4-ES
CPU	REV 10	710-016744	BBAB7619	ST-PMB2
PIC 0	REV 18	750-017405	BBAE3420	4x 10GE (LAN/WAN) XFP
Xcvr 0	REV 03	740-014289	T10C90659	XFP-10G-SR
MMB 0	REV 05	710-025563	BBAB9538	ST-MMB2
MMB 1	REV 05	710-025563	BBAB9502	ST-MMB2
FPC 7	REV 01	750-045173	BBAV0032	FPC Type 5-3D
CPU				
SPMB 0	REV 05	710-023321	EG9434	LCC Switch CPU
SPMB 1	REV 05	710-023321	EH3878	LCC Switch CPU
SIB 0	REV 01	750-041657	EH7997	LCC SIB 3D
B Board	REV 01	711-042424	EH7674	LCC SIB 3D Mezz
Xcvr 0	REV 01	740-047547	XB48FB014	CXP Module
Xcvr 2	REV 01	740-047547	XB48FB05A	CXP Module
Xcvr 4	REV 01	740-047547	XB48FB052	CXP Module
Xcvr 6	REV 01	740-047547	XB48FB01B	CXP Module
SIB 1	REV 01	750-041657	EH8023	LCC SIB 3D
B Board	REV 01	711-042424	EH7659	LCC SIB 3D Mezz
Xcvr 0	REV 01	740-047547	XB48FB05J	CXP Module
Xcvr 2	REV 01	740-047547	XB48FB01E	CXP Module
Xcvr 4	REV 01	740-047547	XB48FB01J	CXP Module
Xcvr 6	REV 01	740-047547	XB48FB02S	CXP Module
SIB 2	REV 03	750-041657	EJ6554	LCC SIB 3D
B Board	REV 02	711-042424	EJ5756	LCC SIB 3D Mezz
Xcvr 0	REV 01	740-047547	XB34FB01Z	CXP Module
Xcvr 2	REV 01	740-047547	XB34FB013	CXP Module
Xcvr 4	REV 01	740-047547	XB48FB04Z	CXP Module
Xcvr 6	REV 01	740-047547	XB48FB05N	CXP Module
Fan Tray 0				Front Top Fan Tray
Fan Tray 1				Front Bottom Fan Tray
Fan Tray 2				Rear Fan Tray -- Rev 4

```
lcc2-re0:
```

```
-----
Hardware inventory:
```

Item	Version	Part number	Serial number	Description
Chassis			JN1B3975AHA	T1600
Midplane	REV 01	710-027486	RC9826	T-series Backplane
FPM GBUS	REV 13	710-002901	BBAG5124	T640 FPM Board
FPM Display	REV 03	710-021387	BBAJ1112	T1600 FPM Display
CIP	REV 06	710-002895	BBAL3744	T-series CIP
PEM 0	REV 05	740-036442	1G022060081	Power Entry Module 6x60
PEM 1	REV 05	740-036442	1G022060188	Power Entry Module 6x60
SCG 0	REV 18	710-003423	BBAH8775	T640 Sonet Clock Gen.
SCG 1	REV 18	710-003423	BBAL7272	T640 Sonet Clock Gen.
Routing Engine 0	REV 07	740-026941	P737F-002992	RE-DUO-1800
ad0 3823 MB	SMART CF		201103030356329E329E	Compact Flash
ad1 62720 MB	SMART Lite SATA Drive		2011051000488D8B8D8B	Disk 1
Routing Engine 1	REV 07	740-026941	P737F-002938	RE-DUO-1800
ad0 3823 MB	SMART CF		20110304000F02680268	Compact Flash
ad1 62720 MB	SMART Lite SATA Drive		201105300A70F325F325	Disk 1
CB 0	REV 11	710-022597	EH4805	LCC Control Board
CB 1	REV 11	710-022597	EH4786	LCC Control Board
FPC 1	REV 01	710-033873	BBAH0320	FPC Type 3-ES
CPU	REV 11	710-016744	BBAF3281	ST-PMB2
MMB 0	REV 06	710-025563	BBAF5061	ST-MMB2
FPC 5	REV 04	710-033871	BBAM5070	FPC Type 4-ES
CPU	REV 11	710-016744	BBAM6653	ST-PMB2
PIC 1	REV 20	750-017405	BBAM1296	4x 10GE (LAN/WAN) XFP
Xcvr 0	REV 03	740-014289	T10B42981	XFP-10G-SR
MMB 0	REV 07	710-025563	BBAN2631	ST-MMB2
MMB 1	REV 07	710-025563	BBAN2538	ST-MMB2
SPMB 0	REV 05	710-023321	EH3903	LCC Switch CPU
SPMB 1	REV 05	710-023321	EH3902	LCC Switch CPU
SIB 0	REV 01	750-041657	EH8019	LCC SIB 3D
B Board	REV 01	711-042424	EH7680	LCC SIB 3D Mezz
Xcvr 0	REV 01	740-047547	XB48FB04F	CXP Module
Xcvr 2	REV 01	740-047547	XB48FB04S	CXP Module
Xcvr 4	REV 01	740-047547	XB48FB04B	CXP Module
Xcvr 6	REV 01	740-047547	XB48FB043	CXP Module
SIB 1	REV 01	750-041657	EH8012	LCC SIB 3D
B Board	REV 01	711-042424	EH7658	LCC SIB 3D Mezz
Xcvr 0	REV 01	740-047547	XB48FB05E	CXP Module
Xcvr 2	REV 01	740-047547	XB48FB01Z	CXP Module
Xcvr 4	REV 01	740-047547	XB48FB018	CXP Module
Xcvr 6	REV 01	740-047547	XB48FB054	CXP Module
SIB 2	REV 01	750-041657	EH7993	LCC SIB 3D
B Board	REV 01	711-042424	EH7678	LCC SIB 3D Mezz
Xcvr 0	REV 01	740-047547	XB48FB05C	CXP Module
Xcvr 2	REV 01	740-047547	XB47FB00N	CXP Module
Xcvr 4	REV 01	740-047547	XB48FB05U	CXP Module
Xcvr 6	REV 01	740-047547	XB48FB05L	CXP Module
Fan Tray 0				Front Top Fan Tray
Fan Tray 1				Front Bottom Fan Tray
Fan Tray 2				Rear Fan Tray -- Rev 4

show chassis hardware lcc (TX Matrix Plus Router with 3D SIBs)

```
user@host> show chassis hardware lcc 0
```

```
lcc0-re0:
```

```
-----
Hardware inventory:
```

Item	Version	Part number	Serial number	Description
------	---------	-------------	---------------	-------------

Chassis			JN11B23FEAHA	T1600
Midplane	REV 01	710-027486	RC9787	T-series Backplane
FPM GBUS	REV 13	710-002901	BBAG5132	T640 FPM Board
FPM Display	REV 04	710-021387	BBAL9612	T1600 FPM Display
CIP	REV 06	710-002895	BBAN0605	T-series CIP
PEM 0	REV 05	740-036442	1G022060143	Power Entry Module 6x60
PEM 1	REV 05	740-036442	1G022060011	Power Entry Module 6x60
SCG 0	REV 18	710-003423	BBAL7318	T640 Sonet Clock Gen.
SCG 1	REV 18	710-003423	BBAL7255	T640 Sonet Clock Gen.
Routing Engine 0	REV 07	740-026941	P737F-002933	RE-DUO-1800
Routing Engine 1	REV 06	740-026941	P737F-002749	RE-DUO-1800
CB 0	REV 11	710-022597	EH3611	LCC Control Board
CB 1	REV 11	710-022597	EH4798	LCC Control Board
FPC 5	REV 17	710-013037	BBAC5333	FPC Type 4-ES
CPU	REV 10	710-016744	BBAB7619	ST-PMB2
PIC 0	REV 18	750-017405	BBAE3420	4x 10GE (LAN/WAN) XFP
Xcvr 0	REV 03	740-014289	T10C90659	XFP-10G-SR
MMB 0	REV 05	710-025563	BBAB9538	ST-MMB2
MMB 1	REV 05	710-025563	BBAB9502	ST-MMB2
FPC 7	REV 01	750-045173	BBAV0032	FPC Type 5-3D
CPU				
SPMB 0	REV 05	710-023321	EG9434	LCC Switch CPU
SPMB 1	REV 05	710-023321	EH3878	LCC Switch CPU
SIB 0	REV 01	750-041657	EH7997	LCC SIB 3D
B Board	REV 01	711-042424	EH7674	LCC SIB 3D Mezz
Xcvr 0	REV 01	740-047547	XB48FB014	CXP Module
Xcvr 2	REV 01	740-047547	XB48FB05A	CXP Module
Xcvr 4	REV 01	740-047547	XB48FB052	CXP Module
Xcvr 6	REV 01	740-047547	XB48FB01B	CXP Module
SIB 1	REV 01	750-041657	EH8023	LCC SIB 3D
B Board	REV 01	711-042424	EH7659	LCC SIB 3D Mezz
Xcvr 0	REV 01	740-047547	XB48FB05J	CXP Module
Xcvr 2	REV 01	740-047547	XB48FB01E	CXP Module
Xcvr 4	REV 01	740-047547	XB48FB01J	CXP Module
Xcvr 6	REV 01	740-047547	XB48FB02S	CXP Module
SIB 2	REV 03	750-041657	EJ6554	LCC SIB 3D
B Board	REV 02	711-042424	EJ5756	LCC SIB 3D Mezz
Xcvr 0	REV 01	740-047547	XB34FB01Z	CXP Module
Xcvr 2	REV 01	740-047547	XB34FB013	CXP Module
Xcvr 4	REV 01	740-047547	XB48FB04Z	CXP Module
Xcvr 6	REV 01	740-047547	XB48FB05N	CXP Module
Fan Tray 0				Front Top Fan Tray
Fan Tray 1				Front Bottom Fan Tray
Fan Tray 2				Rear Fan Tray -- Rev 4

show chassis hardware sfc (TX Matrix Plus Router with 3D SIBs)

```
user@host> show chassis hardware sfc 0
sfc0-re0:
```

```
-----
Hardware inventory:
```

Item	Version	Part number	Serial number	Description
Chassis			JN11CAAAA4HB	TXP
Midplane	REV 05	710-022574	ABAC4696	SFC Midplane
FPM Display	REV 09	710-024027	EH3138	TXP FPM Display
CIP 0	REV 12	710-023792	EF6349	TXP CIP
CIP 1	REV 12	710-023792	EG5294	TXP CIP
PEM 0	Rev 06	740-027463	XH04595	Power Entry Module
PEM 1	Rev 06	740-027463	XH04592	Power Entry Module
Routing Engine 0	REV 07	740-026942	P737A-002541	RE-DUO-2600
Routing Engine 1	REV 07	740-026942	P737A-002602	RE-DUO-2600

CB 0	REV 15	710-022606	EH4376	SFC Control Board
CB 1	REV 15	710-022606	EH4379	SFC Control Board
SPMB 0		BUILTIN		SFC Switch CPU
SPMB 1		BUILTIN		SFC Switch CPU
SIB F13 0	REV 10	750-035002	EM9305	F13 SIB 3D
B Board	REV 06	711-035082	EM9667	F13 SIB 3D Mezz
P Board	REV 05	711-043544	EM9708	F13 SIB 3D Power
Xcvr 0	REV 01	740-047547	XB34FB00S	CXP Module
Xcvr 2	REV 01	740-047547	XB48FB01H	CXP Module
Xcvr 4	REV 01	740-047547	XB34FB02W	CXP Module
Xcvr 6	REV 01	740-047547	XB34FB01T	CXP Module
Xcvr 8	REV 01	740-047547	XB48FB00W	CXP Module
Xcvr 10	REV 01	740-047547	XB34FB01S	CXP Module
Xcvr 12	REV 01	740-047547	XB34FB03H	CXP Module
Xcvr 14	REV 01	740-047547	XB34FB023	CXP Module
SIB F13 3	REV 01	710-035001	EJ2612	F13 SIB 3D
B Board	REV 01	711-035082	EJ3815	F13 SIB 3D Mezz
P Board	REV 01	711-043544	EJ2678	F13 SIB 3D Power
Xcvr 0	REV 01	740-047547	XB48FB04C	CXP Module
Xcvr 2	REV 01	740-047547	XB48FB00Z	CXP Module
Xcvr 4	REV 01	740-047547	XB47FB036	CXP Module
Xcvr 6	REV 01	740-047547	XB47FB029	CXP Module
Xcvr 8	REV 01	740-047547	XB48FB02N	CXP Module
Xcvr 10	REV 01	740-047547	XB42FB0CS	CXP Module
Xcvr 12	REV 01	740-047547	XB47FB01X	CXP Module
Xcvr 14	REV 01	740-047547	XB48FB02F	CXP Module
SIB F13 6	REV 05	750-035002	EK2675	F13 SIB 3D
B Board	REV 03	711-035082	EK2612	F13 SIB 3D Mezz
P Board	REV 04	711-043544	EK1179	F13 SIB 3D Power
Xcvr 0	REV 01	740-047547	XB48FB01T	CXP Module
Xcvr 2	REV 01	740-047547	XB48FB02M	CXP Module
Xcvr 4	REV 01	740-047547	XB48FB031	CXP Module
Xcvr 6	REV 01	740-047547	XB48FB04P	CXP Module
Xcvr 8	REV 01	740-047547	XB48FB02T	CXP Module
Xcvr 10	REV 01	740-047547	XB34FB01V	CXP Module
Xcvr 12	REV 01	740-047547	XB48FB02C	CXP Module
Xcvr 14		NON-JNPR		No Module
SIB F13 12	REV 01	710-035001	EJ2631	F13 SIB 3D
B Board	REV 01	711-035082	EJ3808	F13 SIB 3D Mezz
P Board	REV 01	711-043544	EJ2676	F13 SIB 3D Power
SIB F2S 0/0	REV 01	711-034977	EH9829	F2S SIB 3D
B Board	REV 01	711-034979	EH9927	F2S SIB 3D Mezz
SIB F2S 0/2	REV 01	711-034977	EH9791	F2S SIB 3D
B Board	REV 01	711-034979	EH9852	F2S SIB 3D Mezz
SIB F2S 0/4	REV 01	711-034977	EH9803	F2S SIB 3D
B Board	REV 01	711-034979	EH9915	F2S SIB 3D Mezz
SIB F2S 0/6	REV 01	711-034977	EH9763	F2S SIB 3D
B Board	REV 01	711-034979	EH9880	F2S SIB 3D Mezz
SIB F2S 1/0	REV 01	711-034977	EH9757	F2S SIB 3D
B Board	REV 01	711-034979	EH9889	F2S SIB 3D Mezz
SIB F2S 1/2	REV 01	711-034977	EH9815	F2S SIB 3D
B Board	REV 01	711-034979	EH9890	F2S SIB 3D Mezz
SIB F2S 1/4	REV 08	750-034978	EN1954	F2S SIB 3D
B Board	REV 02	711-034979	EN1436	F2S SIB 3D Mezz
SIB F2S 1/6	REV 01	711-034977	EJ7054	F2S SIB 3D
B Board	REV 01	711-034979	EJ8238	F2S SIB 3D Mezz
SIB F2S 2/0	REV 01	711-034977	EH9830	F2S SIB 3D
B Board	REV 01	711-034979	EH9844	F2S SIB 3D Mezz
SIB F2S 2/2	REV 01	711-034977	EH9818	F2S SIB 3D
B Board	REV 01	711-034979	EH9888	F2S SIB 3D Mezz
SIB F2S 2/4	REV 01	711-034977	EH9795	F2S SIB 3D

B Board	REV 01	711-034979	EH9869	F2S SIB 3D Mezz
SIB F2S 2/6	REV 01	711-034977	EJ7026	F2S SIB 3D
B Board	REV 01	711-034979	EJ8273	F2S SIB 3D Mezz
SIB F2S 3/0	REV 01	711-034977	EH9811	F2S SIB 3D
B Board	REV 01	711-034979	EH9892	F2S SIB 3D Mezz
SIB F2S 3/2	REV 01	711-034977	EH9812	F2S SIB 3D
B Board	REV 01	711-034979	EH9877	F2S SIB 3D Mezz
SIB F2S 3/4	REV 08	750-034978	EN1947	F2S SIB 3D
B Board	REV 02	711-034979	EN1471	F2S SIB 3D Mezz
Fan Tray 0	REV 10	760-024497	EH3313	Front Fan Tray
Fan Tray 1	REV 10	760-024497	EH3290	Front Fan Tray
Fan Tray 2	REV 10	760-024502	EH3292	Rear Fan Tray
Fan Tray 3	REV 10	760-024502	EH3287	Rear Fan Tray
Fan Tray 4	REV 10	760-024502	EH3286	Rear Fan Tray
Fan Tray 5	REV 10	760-024502	EH3285	Rear Fan Tray

show chassis hardware (16-Port 10-Gigabit Ethernet MPC with SFP+ Optics [MX Series Routers])

```
user@host> show chassis hardware
```

```
Hardware inventory:
```

Item	Version	Part number	Serial number	Description
Chassis			JN112D865AFA	MX960
Midplane	REV 03	710-013698	TS3339	MX960 Backplane
FPM Board	REV 03	710-014974	WW6267	Front Panel Display
PDM	Rev 03	740-013110	QCS12485026	Power Distribution
Module				
PEM 0	Rev 04	740-013682	QCS12434086	PS 1.7kW; 200-240VAC
in				
PEM 1	Rev 04	740-013682	QCS1243408Z	PS 1.7kW; 200-240VAC
in				
PEM 2	Rev 04	740-013682	QCS1243407X	PS 1.7kW; 200-240VAC
in				
Routing Engine 0	REV 07	740-015113	9009009677	RE-S-1300
Routing Engine 1	REV 07	740-015113	9009011510	RE-S-1300
CB 0	REV 03	710-021523	XF0394	MX SCB
CB 1	REV 03	710-021523	XF0550	MX SCB
CB 2	REV 03	710-021523	XD7455	MX SCB
FPC 4	REV 02	750-028467	JR6127	MPC M 16x 10GE
CPU	REV 02	711-029089	JX0129	AS PMB
PIC 0		BUILTIN	BUILTIN	4x 10GE(LAN) SFP+
PIC 1		BUILTIN	BUILTIN	4x 10GE(LAN) SFP+
PIC 2		BUILTIN	BUILTIN	4x 10GE(LAN) SFP+
PIC 3		BUILTIN	BUILTIN	4x 10GE(LAN) SFP+
Fan Tray 0	REV 05	740-014971	TP9990	Fan Tray
Fan Tray 1	REV 05	740-014971	VS1709	Fan Tray

show chassis hardware (MPC3E [MX Series Routers])

```
user@host> show chassis hardware
```

```
Hardware inventory:
```

Item	Version	Part number	Serial number	Description
Chassis			JN1101AFEAFB	MX480
Midplane	REV 05	710-017414	TR4444	MX480 Midplane
FPM Board	REV 02	710-017254	KG6056	Front Panel Display
PEM 0	Rev 03	740-017330	QCS082090FC	PS 1.2-1.7kW; 100-240V
PEM 1	Rev 03	740-017330	QCS082090FD	PS 1.2-1.7kW; 100-240V
Routing Engine 0	REV 07	740-013063	9009004124	RE-S-2000

Routing Engine 1	REV 07	740-013063	9009005569	RE-S-2000
CB 0	REV 07	710-021523	XZ3587	MX SCB
CB 1	REV 03	710-021523	KH8306	MX SCB
FPC 1	REV 04.1.07	750-033205	P1240	MPC Type 3
CPU	REV 01	711-035209	YL0504	HMPC PMB 2G
MIC 1	REV 10	750-033199	YX4495	1X100GE CFP
PIC 2		BUILTIN	BUILTIN	1X100GE CFP
Xcvr 0	REV 01	740-032210	C22CQNE	CFP-100G-LR4
FPC 2	REV 26	750-016670	KH0045	DPCE 40x 1GE R EQ
CPU	REV 07	710-013713	KF5448	DPC PMB
PIC 0		BUILTIN	BUILTIN	10x 1GE(LAN) EQ
Xcvr 0	REV 01	740-011613	PF21JHU	SFP-SX
PIC 1		BUILTIN	BUILTIN	10x 1GE(LAN) EQ
Xcvr 9	REV 01	740-011613	AM0813S8ZL6	SFP-SX
PIC 2		BUILTIN	BUILTIN	10x 1GE(LAN) EQ
Xcvr 0	REV 02	740-011613	PGL2KYF	SFP-SX
Xcvr 2	REV 01	740-011613	AM0806S8N4P	SFP-SX
PIC 3		BUILTIN	BUILTIN	10x 1GE(LAN) EQ
Xcvr 5	REV 01	740-011613	AM0815S967N	SFP-SX
Xcvr 7	REV 01	740-011613	AM0806S8N1X	SFP-SX
Xcvr 8	REV 01	740-011613	AM0815S967J	SFP-SX
Xcvr 9	REV 01	740-011613	AM0815S967M	SFP-SX
FPC 3	REV 12.2.09	750-033205	YR9443	MPC Type 3
CPU	REV 03	711-035209	YL6931	HMPC PMB 2G
MIC 0	REV 05	750-033199	YR3269	1X100GE CFP
PIC 0		BUILTIN	BUILTIN	1X100GE CFP
Xcvr 0	REV 01	740-032210	ULH0KG3	CFP-100G-LR4
MIC 1	REV 02	750-033199	YG3245	1X100GE CFP
PIC 2		BUILTIN	BUILTIN	1X100GE CFP
Xcvr 0	REV 01	740-032210	ULH0KGF	CFP-100G-LR4
FPC 4	REV 12.3.09	750-033205	YR9437	MPC Type 3
CPU	REV 03	711-035209	YT5857	HMPC PMB 2G
MIC 0	REV 05	750-033199	YR3295	1X100GE CFP
PIC 0		BUILTIN	BUILTIN	1X100GE CFP
Xcvr 0		NON-JNPR	X12000187	CFP-100G-SR10
MIC 1	REV 10	750-033199	YX4518	1X100GE CFP
PIC 2		BUILTIN	BUILTIN	1X100GE CFP
Xcvr 0	REV 01	740-035329	X12J00008	CFP-100G-SR10
FPC 5	REV 06	750-024884	JW9769	MPC Type 2 3D EQ
CPU	REV 02	711-028401	JR6158	MPC PMB 2G Proto
MIC 0	REV 05	750-028387	JR6197	3D 4x 10GE XFP
PIC 0		BUILTIN	BUILTIN	2x 10GE XFP
Xcvr 0	REV 01	740-014289	T07M71112	XFP-10G-SR
Xcvr 1	REV 02	740-014289	T08L85610	XFP-10G-SR
PIC 1		BUILTIN	BUILTIN	2x 10GE XFP
MIC 1	REV 22	750-028392	YM0053	3D 20x 1GE(LAN) SFP
PIC 2		BUILTIN	BUILTIN	10x 1GE(LAN) SFP
Xcvr 0	REV 01	740-011613	AM0703S005B	SFP-SX
Xcvr 1	REV 01	740-011613	E07L01352	SFP-SX
PIC 3		BUILTIN	BUILTIN	10x 1GE(LAN) SFP
Xcvr 5	REV 01	740-013111	6500217	SFP-T
Xcvr 9	REV 02	740-013111	8499527	SFP-T
Fan Tray				Left Fan Tray

The PIC number for MIC 1 always starts from 2 (even if the first MIC is a 1X100GE CFP or a legacy MIC).

show chassis hardware (QFX3500 Switches)

```
user@switch> show chassis hardware
```

Hardware inventory:

Item	Version	Part number	Serial number	Description
Chassis				QFX3500
Routing Engine 0		BUILTIN	BUILTIN	QFX Routing Engine
FPC 0	REV 04	750-044071	BBAR3902	QFX3500-48S4Q-AFI
CPU		BUILTIN	BUILTIN	FPC CPU
PIC 0		BUILTIN	BUILTIN	48x 10G-SFP+
PIC 1		BUILTIN	BUILTIN	15x 10G-SFP+
MGMT BRD	REV 02	750-044063	BBAR0398	QFX3500-MGMT-SFP-AFO
Xcvr 0	REV 01	740-011614	AC0946S0BD1	SFP-LX10
Xcvr 1	REV 02	740-013111	A281922	SFP-T
Power Supply 0	Rev 04	740-032091	UI00677	JPSU-650W-AC-AFI
Power Supply 1	REV 00	740-041741	VJ00162	JPSU-650W-AC-AFO
Fan Tray 0				QFX Fan Tray, Back to
Front Airflow				
Fan Tray 1				QFX Fan Tray, Back to
Front Airflow				
Fan Tray 2				QFX Fan Tray, Back to
Front Airflow				

show chassis hardware detail (QFX3500 Switches)

user@switch> show chassis hardware detail

Hardware inventory:

Item	Version	Part number	Serial number	Description
Chassis			JN000TEST5	QFX3500
Routing Engine 0		BUILTIN	BUILTIN	QFX Routing Engine
FPC 0	REV 05	750-036931	EE0823	QFX3500-48S4Q-AFI
CPU		BUILTIN	BUILTIN	FPC CPU
PIC 0		BUILTIN	BUILTIN	48x 10G-SFP+
Xcvr 0	REV 01	740-030589	S99E270079	SFP+-10G-LPBK
Xcvr 1	REV 01	740-030589	S9AK450099	SFP+-10G-LPBK
Xcvr 2	REV 01	740-030589	S99E270078	SFP+-10G-LPBK
Xcvr 3	REV 01	740-030589	S9AK450098	SFP+-10G-LPBK
Xcvr 4	REV 01	740-030589	S99E270075	SFP+-10G-LPBK
Xcvr 5	REV 01	740-030589	S9AK450093	SFP+-10G-LPBK
Xcvr 6	REV 01	740-030589	S9AK450097	SFP+-10G-LPBK
Xcvr 7	REV 01	740-030589	S9AK450095	SFP+-10G-LPBK
Xcvr 8	REV 01	740-030589	S99E270072	SFP+-10G-LPBK
Xcvr 9	REV 01	740-030589	S99E270073	SFP+-10G-LPBK
Xcvr 10	REV 01	740-030589	S99E270080	SFP+-10G-LPBK
Xcvr 11	REV 01	740-030589	S9AK450169	SFP+-10G-LPBK
Xcvr 12	REV 01	740-030589	S99E270076	SFP+-10G-LPBK
Xcvr 13	REV 01	740-030589	S9AK450167	SFP+-10G-LPBK
Xcvr 14	REV 01	740-030589	S9AK450170	SFP+-10G-LPBK
Xcvr 15	REV 01	740-030589	S9AK450166	SFP+-10G-LPBK
Xcvr 16	REV 01	740-030589	S9AK450092	SFP+-10G-LPBK
Xcvr 17	REV 01	740-030589	S9AK450163	SFP+-10G-LPBK
Xcvr 18	REV 01	740-030589	S9AK450094	SFP+-10G-LPBK
Xcvr 19	REV 01	740-030589	S9AK450100	SFP+-10G-LPBK
Xcvr 20	REV 01	740-030589	S9AK450168	SFP+-10G-LPBK
Xcvr 21	REV 01	740-030589	S9AK450165	SFP+-10G-LPBK
Xcvr 22	REV 01	740-030589	S9AK450073	SFP+-10G-LPBK
Xcvr 23	REV 01	740-030589	S9AK450164	SFP+-10G-LPBK
Xcvr 24	REV 01	740-030589	S9AK450074	SFP+-10G-LPBK
Xcvr 25	REV 01	740-030589	SA62270195	SFP+-10G-LPBK
Xcvr 26	REV 01	740-030589	S9AK450078	SFP+-10G-LPBK
Xcvr 27	REV 01	740-030589	S9AK450024	SFP+-10G-LPBK
Xcvr 28	REV 01	740-030589	S9AK450027	SFP+-10G-LPBK

Xcvr 29	REV 01	740-030589	S9AK450080	SFP+-10G-LPBK
Xcvr 30	REV 01	740-030589	S9AK450030	SFP+-10G-LPBK
Xcvr 31	REV 01	740-030589	S9AK450025	SFP+-10G-LPBK
Xcvr 32	REV 01	740-030589	S9AK450023	SFP+-10G-LPBK
Xcvr 33	REV 01	740-030589	S9AK450075	SFP+-10G-LPBK
Xcvr 34	REV 01	740-030589	S9AK450161	SFP+-10G-LPBK
Xcvr 35	REV 01	740-030589	S9AK450071	SFP+-10G-LPBK
Xcvr 36	REV 01	740-030589	S9AK450072	SFP+-10G-LPBK
Xcvr 37	REV 01	740-030589	S9AK450022	SFP+-10G-LPBK
Xcvr 38	REV 01	740-030589	S9AK450021	SFP+-10G-LPBK
Xcvr 39	REV 01	740-030589	S9AK450175	SFP+-10G-LPBK
Xcvr 40	REV 01	740-030589	S9AK450162	SFP+-10G-LPBK
Xcvr 41	REV 01	740-030589	S99E270074	SFP+-10G-LPBK
Xcvr 42	REV 01	740-030589	S9AK450174	SFP+-10G-LPBK
Xcvr 43	REV 01	740-030589	S9AK450077	SFP+-10G-LPBK
Xcvr 44	REV 01	740-030589	S9AK450076	SFP+-10G-LPBK
Xcvr 45	REV 01	740-030589	S9AK450026	SFP+-10G-LPBK
Xcvr 46	REV 01	740-030589	S9AK450079	SFP+-10G-LPBK
Xcvr 47	REV 01	740-030589	S9AK450029	SFP+-10G-LPBK
PIC 1		BUILTIN	BUILTIN	15x 10G-SFP+
Xcvr 1	REV 01	740-032986	QA170087	QSFP+-40G-SR4
Xcvr 4	REV 01	740-032986	QA360442	QSFP+-40G-SR4
Xcvr 8	REV 01	740-032986	QA170091	QSFP+-40G-SR4
Xcvr 12	REV 01	740-032986	QA170042	QSFP+-40G-SR4
MGMT BRD	REV 08	750-036946	EE0731	QFX3500-MB
Power Supply 0	Rev 04	740-032091	UI00690	QFX PS 650W AC
Power Supply 1	Rev 04	740-032091	UI00679	QFX PS 650W AC
Fan Tray 0				QFX Fan Tray
Fan Tray 1				QFX Fan Tray

show chassis hardware models (QFX3500 Switches)

```

user@switch> show chassis hardware models
Hardware inventory:
Item      Version  Part number  Serial number  FRU model number
Routing Engine 0      BUILTIN    BUILTIN
FPC 0      REV 02    711-032234  EC4074
Power Supply 0  PSMI 2C  11-d65800  --

```

show chassis hardware clei-models (QFX3500 Switches)

```

user@switch> show chassis hardware clei-models
Hardware inventory:
Item      Version  Part number  CLEI code  FRU model number
Routing Engine 0      BUILTIN
FPC 0      REV 02    711-032234
Power Supply 0  PSMI 2C  11-d65800

```

show chassis hardware clei-models (QFX5100 Switches)

```

user@switch> show chassis hardware clei-models
Hardware inventory:
Item      Version  Part number  CLEI code  FRU model number
Routing Engine 0      BUILTIN    CMMNV10BRA
FPC 0      REV 01    611-053010  CMMNV10BRA
PIC 0      BUILTIN    CMMNV10BRA
Power Supply 0  REV 03    740-053352  MUPABHBAA  JPSU-850W-AC-AFO
Power Supply 1  REV 03    740-053352  MUPABHBAA  JPSU-850W-AC-AFO
Fan Tray 0      QFX5100-96S-FANAFO
Fan Tray 1      QFX5100-96S-FANAFO
Fan Tray 2      QFX5100-96S-FANAFO

```

show chassis hardware interconnect-device (QFabric Systems)

```

user@switch> show chassis hardware interconnect-device interconnect1
Hardware inventory:
Item          Version  Part number  Serial number  Description
Chassis       REV 07                BH0208188289  QFX_olive
Midplane      REV 07  750-021261  BH0208188289  QFX Midplane
CB 0          REV 07  750-021261  BH0208188289  QFXIC08-CB4S

```

show chassis hardware node-device (QFabric Systems)

```

user@switch> show chassis hardware node-device node1
Routing Engine 0  BUILTIN  BUILTIN  QFX Routing Engine
node1            REV 05  711-032234  ED3694  QFX3500-48S4Q-AFI

CPU              BUILTIN  BUILTIN  FPC CPU
PIC 0            BUILTIN  BUILTIN  48x 10G-SFP+
Xcvr 8           REV 01  740-030658  AD0946A028B  SFP+-10G-USR
...

```

show chassis hardware (PTX5000 Packet Transport Router)

```

user@host> show chassis hardware
Hardware inventory:
Item          Version  Part number  Serial number  Description
Chassis       REV 03  711-031896  JN11D1FD7AJA  PTX5000
Midplane      REV 08  760-030647  EG1679  Midplane-8S
FPM           REV 05  740-032019  ZE00006  Front Panel Display
PDU 0         Rev 05  740-032022  ZJ00018  DC Power Dist Unit
PSM 0         Rev 04  740-032022  ZC00052  DC 12V Power Supply
PSM 1         Rev 04  740-032022  ZD00051  DC 12V Power Supply
PSM 2         Rev 05  740-032022  ZJ00060  DC 12V Power Supply
CCG 0         REV 04  750-030653  EG3703  Clock Generator
CCG 1         REV 04  750-030653  EG3698  Clock Generator
Routing Engine 0 REV 05  740-026942  P737A-002231  RE-DUO-2600
Routing Engine 1 REV 06  740-026942  P737A-002438  RE-DUO-2600
CB 0          REV 08  750-030625  EG5519  Control Board
CB 1          REV 08  750-030625  EG5516  Control Board
FPC 0         REV 18  750-036844  EJ3080  FPC
CPU           REV 12  711-030686  EJ3260  SNG PMB
FPC 2         REV 13  750-036844  EG5065  FPC
CPU           REV 09  711-030686  EG4082  SNG PMB
PIC 0         REV 14  750-031913  EG5127  24x 10GE(LAN) SFP+
Xcvr 0        REV 01  740-031980  143363A00240  SFP+-10G-SR
Xcvr 1        REV 01  740-031981  UK90PZ1  SFP+-10G-LR
Xcvr 2        REV 01  740-031980  AD1141A04XH  SFP+-10G-SR
Xcvr 3        REV 01  740-031981  UK90Q46  SFP+-10G-LR
Xcvr 4        REV 01  740-031980  AD1141A04X4  SFP+-10G-SR
Xcvr 6        REV 01  740-031980  B11H02560  SFP+-10G-SR
Xcvr 7        REV 01  740-031980  B11C01589  SFP+-10G-SR
Xcvr 8        REV 01  740-031980  AD1141A04XF  SFP+-10G-SR
Xcvr 10       REV 01  740-031980  123363A01094  SFP+-10G-SR
Xcvr 11       REV 01  740-031980  AK80LKF  SFP+-10G-SR
Xcvr 12       REV 01  740-031980  183363A01528  SFP+-10G-SR
Xcvr 14       REV 01  740-031980  193363A01079  SFP+-10G-SR
Xcvr 15       REV 01  740-031980  AK80MC8  SFP+-10G-SR
Xcvr 16       REV 01  740-031980  AJC0BHC  SFP+-10G-SR
Xcvr 19       REV 01  740-021309  J08D26856  SFP+-10G-LR
Xcvr 21       REV 01  740-031980  AK80KCT  SFP+-10G-SR

```

Xcvr 22	REV 01	740-031981	UK90PZL	SFP+-10G-LR
Xcvr 23	REV 01	740-031980	AK80N1V	SFP+-10G-SR
FPC 3	REV 13	750-036844	EG5074	FPC
CPU	REV 09	711-030686	EG4064	SNG PMB
PIC 1	REV 10	750-031903	EG0325	SNG Load
FPC 5	REV 06	750-036844	EH3198	FPC
CPU				
PIC 0	REV 14	750-031913	EG5134	24x 10GE(LAN) SFP+
Xcvr 0	REV 01	740-031980	AK80LBH	SFP+-10G-SR
Xcvr 1	REV 01	740-031980	B11B03724	SFP+-10G-SR
Xcvr 2	REV 01	740-031980	AK80FMH	SFP+-10G-SR
Xcvr 5	REV 01	740-031980	B11J00818	SFP+-10G-SR
Xcvr 6	REV 01	740-031980	193363A00743	SFP+-10G-SR
Xcvr 7	REV 01	740-031980	B11B06125	SFP+-10G-SR
Xcvr 10	REV 01	740-031980	B11H02529	SFP+-10G-SR
Xcvr 11	REV 01	740-031980	AK80LFB	SFP+-10G-SR
Xcvr 12	REV 01	740-031980	193363A01061	SFP+-10G-SR
Xcvr 15	REV 01	740-031980	B11J00687	SFP+-10G-SR
Xcvr 16	REV 01	740-031980	193363A00738	SFP+-10G-SR
Xcvr 18	REV 01	740-031980	AK80MQX	SFP+-10G-SR
Xcvr 19	REV 01	740-021309	J08C17257	SFP+-10G-LR
Xcvr 22	REV 01	740-031980	B11J00730	SFP+-10G-SR
Xcvr 23	REV 01	740-031980	AK80KEE	SFP+-10G-SR
PIC 1	REV 08	750-036710	EG3105	2x 40GE CFP
Xcvr 0	REV 01	740-034554	B260HLT	CFP-40G-LR4
Xcvr 1	REV 01	740-034554	B11C02847	CFP-40G-LR4
FPC 6	REV 18	750-036844	EJ4391	FPC
CPU	REV 12	711-030686	EJ3257	SNG PMB
FPC 7	REV 18	750-036844	EJ4382	FPC
CPU	REV 12	711-030686	EJ3238	SNG PMB
SPMB 0	REV 10	711-030686	EG5418	SNG PMB
SPMB 1	REV 09	711-030686	EG5373	SNG PMB
SIB 0	REV 07	750-030631	EG4858	SIB-I-8S
SIB 1	REV 07	750-030631	EG4872	SIB-I-8S
SIB 2	REV 07	750-030631	EG4866	SIB-I-8S
SIB 3	REV 07	750-030631	EG6011	SIB-I-8S
SIB 4	REV 07	750-030631	EG4907	SIB-I-8S
SIB 5	REV 07	750-030631	EG4879	SIB-I-8S
SIB 6	REV 07	750-030631	EG4864	SIB-I-8S
SIB 7	REV 07	750-030631	EG4899	SIB-I-8S
SIB 8	REV 07	750-030631	EG4880	SIB-I-8S
Fan Tray 0	REV 04	760-032784	EG1496	Vertical Fan Tray
Fan Tray 1	REV 04	760-030642	EG1335	Horizontal Fan Tray
Fan Tray 2	REV 02	760-030642	ED4952	Horizontal Fan Tray

show chassis hardware (PTX5000 Packet Transport Router with AC PSM and PDU)

```
user@host> show chassis hardware
```

Hardware inventory:				
Item	Version	Part number	Serial number	Description
Chassis			JN12223A6AJA	PTX5000
Midplane	REV 16	750-035893	ACRA1350	Midplane-8S
FPM	REV 12	760-030647	BBBD5625	Front Panel Display
PDU 0	Rev 01	740-048338	1GB83360005	High Capacity AC WYE PDU
PSM 0	Rev 01	740-048334	1GB43360074	High Capacity AC PSM
PSM 1	Rev 01	740-048334	1GB43360001	High Capacity AC PSM
PSM 2	Rev 01	740-048334	1GB43360104	High Capacity AC PSM
PSM 3	Rev 01	740-048334	1GB43360042	High Capacity AC PSM
PSM 4	Rev 01	740-048334	1GB43360068	High Capacity AC PSM
PSM 5	Rev 01	740-048334	1GB43360080	High Capacity AC PSM

PSM 6	Rev 01	740-048334	1GB43360046	High Capacity AC PSM
PSM 7	Rev 01	740-048334	1GB43360100	High Capacity AC PSM
PDU 1	Rev 01	740-048338	1GB83360006	High Capacity AC WYE PDU
...				
PSM 0	Rev 01	740-048334	1GB43360069	High Capacity AC PSM
PSM 1	Rev 01	740-048334	1GB43360099	High Capacity AC PSM
PSM 2	Rev 01	740-048334	1GB43360050	High Capacity AC PSM
PSM 3	Rev 01	740-048334	1GB43360095	High Capacity AC PSM
PSM 4	Rev 01	740-048334	1GB43360101	High Capacity AC PSM
PSM 5	Rev 01	740-048334	1GB43360075	High Capacity AC PSM
PSM 6	Rev 01	740-048334	1GB43360047	High Capacity AC PSM
PSM 7	Rev 01	740-048334	1GB43360019	High Capacity AC PSM
CCG 0	REV 09	750-030653	BBAZ5345	Clock Generator
...				

show chassis hardware (PTX5000 Packet Transport Router with FPC2-PTX-P1A)

```
user@host> show chassis hardware
```

Hardware inventory:

Item	Version	Part number	Serial number	Description
Chassis			JN1204FC0AJA	PTX5000
Midplane	REV 11	750-035893	ACAB8038	Midplane-8S
FPM	REV 12	760-030647	BBBD5619	Front Panel
Display				
PDU 0	Rev 04	740-048336	1GB93470043	High Capacity DC PDU
PSM 0	Rev 04	740-046988	1GB63500184	High Capacity DC PSM
PSM 2	Rev 04	740-046988	1GB63500169	High Capacity DC PSM
PSM 4	Rev 04	740-046988	1GB63500306	High Capacity DC PSM
PSM 6	Rev 04	740-046988	1GB63500074	High Capacity DC PSM
PDU 1	Rev 04	740-048336	1GB93470045	High Capacity DC PDU
PSM 1	Rev 04	740-046988	1GB63500193	High Capacity DC PSM
PSM 3	Rev 04	740-046988	1GB63500143	High Capacity DC PSM
PSM 5	Rev 04	740-046988	1GB63500146	High Capacity DC PSM
PSM 7	Rev 04	740-046988	1GB63500192	High Capacity DC PSM
CCG 0	REV 09	750-030653	BBBC1909	Clock Generator
CCG 1	REV 09	750-030653	BBBD2970	Clock Generator
...				

show chassis hardware clei-models (PTX5000 Packet Transport Router)

```
user@host> show chassis hardware clei-models
```

Hardware inventory:

Item	Version	Part number	CLEI code	FRU model number
FPM	REV 08	760-030647	PROTOXCLEI	CRAFT-PTX5000-S
PDU 0	Rev 05	740-032019	IPUPAHLKAA	PWR-SAN-PDU-DC
PSM 0	Rev 05	740-032022	IPUPAHNKAA	PSM-PTX-DC-120-S
PSM 1	Rev 04	740-032022	032022XXXX	PWR-SAN-12-DC
PSM 2	Rev 04	740-032022	032022XXXX	PWR-SAN-12-DC
PSM 3	Rev 05	740-032022	IPUPAHNKAA	PSM-PTX-DC-120-S
CCG 0	REV 04	750-030653	PROTOXCLEI	CCG-PTX-S
CCG 1	REV 04	750-030653	PROTOXCLEI	CCG-PTX-S
Routing Engine 0	REV 05	740-026942		RE-DUO-C2600-16G-S
Routing Engine 1	REV 06	740-026942		RE-DUO-C2600-16G-S
CB 0	REV 08	750-030625	PROTOXCLEI	CB-PTX-S
CB 1	REV 08	750-030625	PROTOXCLEI	CB-PTX-S
FPC 0	REV 18	750-036844	PROTOXCLEI	FPC-PTX-P1-A
FPC 2	REV 13	750-036844	PROTOXCLEI	FPC-PTX-P1-A
PIC 0	REV 14	750-031913	PROTOXCLEI	P1-PTX-24-10GE-SFPP
FPC 5	REV 13	750-036844	PROTOXCLEI	FPC-PTX-P1-A
PIC 0	REV 14	750-031913	PROTOXCLEI	P1-PTX-24-10GE-SFPP

FPC 6	REV 18	750-036844	PROTOXCLEI	FPC-PTX-P1-A
FPC 7	REV 18	750-036844	PROTOXCLEI	FPC-PTX-P1-A
SIB 0	REV 07	750-030631	PROTOXCLEI	SIB-I-PTX5008
SIB 1	REV 07	750-030631	PROTOXCLEI	SIB-I-PTX5008
SIB 2	REV 07	750-030631	PROTOXCLEI	SIB-I-PTX5008
SIB 3	REV 07	750-030631	PROTOXCLEI	SIB-I-PTX5008
SIB 4	REV 07	750-030631	PROTOXCLEI	SIB-I-PTX5008
SIB 5	REV 07	750-030631	PROTOXCLEI	SIB-I-PTX5008
SIB 6	REV 07	750-030631	PROTOXCLEI	SIB-I-PTX5008
SIB 7	REV 07	750-030631	PROTOXCLEI	SIB-I-PTX5008
SIB 8	REV 07	750-030631	PROTOXCLEI	SIB-I-PTX5008
Fan Tray 1	REV 04	760-030642	PROTOXCLEI	FAN-PTX-H-S

show chassis hardware clei-models (PTX5000 Packet Transport Router with AC PSM and PDU)

```
user@host> show chassis hardware clei-models
Hardware inventory:
```

Item	Version	Part number	CLEI code	FRU model number
Midplane	REV 16	750-035893	IPMUN00ARA	CHAS-MP-PTX5000-S
FPM	REV 12	760-030647	IPUCA7SCAA	CRAFT-PTX5000-S
PDU 0	Rev 01	740-048338	PROTOACPDU	PDU2-PTX-AC-W
PSM 0	Rev 01	740-048334	PROTOACPSM	PSM2-PTX-AC
PSM 1	Rev 01	740-048334	PROTOACPSM	PSM2-PTX-AC
PSM 2	Rev 01	740-048334	PROTOACPSM	PSM2-PTX-AC
PSM 3	Rev 01	740-048334	PROTOACPSM	PSM2-PTX-AC
PSM 4	Rev 01	740-048334	PROTOACPSM	PSM2-PTX-AC
PSM 5	Rev 01	740-048334	PROTOACPSM	PSM2-PTX-AC
PSM 6	Rev 01	740-048334	PROTOACPSM	PSM2-PTX-AC
PSM 7	Rev 01	740-048334	PROTOACPSM	PSM2-PTX-AC
PDU 1	Rev 01	740-048338	PROTOACPDU	PDU2-PTX-AC-W
PSM 0	Rev 01	740-048334	PROTOACPSM	PSM2-PTX-AC
PSM 1	Rev 01	740-048334	PROTOACPSM	PSM2-PTX-AC
PSM 2	Rev 01	740-048334	PROTOACPSM	PSM2-PTX-AC
PSM 3	Rev 01	740-048334	PROTOACPSM	PSM2-PTX-AC
PSM 4	Rev 01	740-048334	PROTOACPSM	PSM2-PTX-AC
PSM 5	Rev 01	740-048334	PROTOACPSM	PSM2-PTX-AC
PSM 6	Rev 01	740-048334	PROTOACPSM	PSM2-PTX-AC
PSM 7	Rev 01	740-048334	PROTOACPSM	PSM2-PTX-AC
CCG 0	REV 09	750-030653	IPUCA7DCAA	CCG-PTX-S
...				

show chassis hardware clei-models (PTX5000 Packet Transport Router with FPC2-PTX-P1A)

```
user@host> show chassis hardware clei-models
Hardware inventory:
```

Item	Version	Part number	CLEI code	FRU model number
Midplane	REV 11	750-035893	IPMUN00ARA	CHAS-MP-PTX5000-S
FPM	REV 12	760-030647	IPUCA7SCAA	CRAFT-PTX5000-S
PDU 0	Rev 04	740-048336	IPUPAL7KAA	PDU2-PTX-DC-S
PSM 0	Rev 04	740-046988	IPUPAL8KAA	PSM2-PTX-DC-S
PSM 2	Rev 04	740-046988	IPUPAL8KAA	PSM2-PTX-DC-S
PSM 4	Rev 04	740-046988	IPUPAL8KAA	PSM2-PTX-DC-S
PSM 6	Rev 04	740-046988	IPUPAL8KAA	PSM2-PTX-DC-S
PDU 1	Rev 04	740-048336	IPUPAL7KAA	PDU2-PTX-DC-S
PSM 1	Rev 04	740-046988	IPUPAL8KAA	PSM2-PTX-DC-S
PSM 3	Rev 04	740-046988	IPUPAL8KAA	PSM2-PTX-DC-S
PSM 5	Rev 04	740-046988	IPUPAL8KAA	PSM2-PTX-DC-S
PSM 7	Rev 04	740-046988	IPUPAL8KAA	PSM2-PTX-DC-S
CCG 0	REV 09	750-030653	IPUCA7DCAA	CCG-PTX-S
CCG 1	REV 09	750-030653	IPUCA7DCAA	CCG-PTX-S
...				

show chassis hardware detail (PTX5000 Packet Transport Router)

```

user@host> show chassis hardware detail
Hardware inventory:
Item          Version  Part number  Serial number  Description
Chassis                               JN11D1FD7AJA  PTX5000
Midplane      REV 03   711-031896   ABAC5589       Midplane-8S
FPM            REV 08   760-030647   EG1679         Front Panel Display
PDU 0          Rev 05   740-032019   ZE00006        DC Power Dist Unit
  PSM 0         Rev 05   740-032022   ZJ00018        DC 12V Power Supply
  PSM 1         Rev 04   740-032022   ZC00052        DC 12V Power Supply
  PSM 2         Rev 04   740-032022   ZD00051        DC 12V Power Supply
  PSM 3         Rev 05   740-032022   ZJ00060        DC 12V Power Supply
CCG 0          REV 04   750-030653   EG3703         Clock Generator
CCG 1          REV 04   750-030653   EG3698         Clock Generator
Routing Engine 0 REV 05   740-026942   P737A-002231   RE-DUO-2600
  ad0  3823 MB SMART CF          201006190039C02DC02D Compact Flash
  ad1  62720 MB SMART Lite SATA Drive 2011042300CF4C6B4C6B Disk 1
Routing Engine 1 REV 06   740-026942   P737A-002438   RE-DUO-2600
  ad0  3823 MB SMART CF          20100619053455F055F0 Compact Flash
  ad1  62720 MB SMART Lite SATA Drive 20110423000AE8E7E8E7 Disk 1
CB 0           REV 08   750-030625   EG5519         Control Board
CB 1           REV 08   750-030625   EG5516         Control Board
FPC 0          REV 18   750-036844   EJ3080         FPC
CPU            REV 12   711-030686   EJ3260         SNG PMB
FPC 2          REV 13   750-036844   EG5065         FPC
CPU            REV 09   711-030686   EG4082         SNG PMB
PIC 0          REV 14   750-031913   EG5127         24x 10GE(LAN) SFP+
  Xcvr 0        REV 01   740-031980   143363A00240   SFP+-10G-SR
  Xcvr 1        REV 01   740-031981   UK90PZ1        SFP+-10G-LR
  Xcvr 2        REV 01   740-031980   AD1141A04XH    SFP+-10G-SR
  Xcvr 3        REV 01   740-031981   UK90Q46        SFP+-10G-LR
  Xcvr 4        REV 01   740-031980   AD1141A04X4    SFP+-10G-SR
  Xcvr 6        REV 01   740-031980   B11H02560      SFP+-10G-SR
  Xcvr 7        REV 01   740-031980   B11C01589      SFP+-10G-SR
  Xcvr 8        REV 01   740-031980   AD1141A04XF    SFP+-10G-SR
  Xcvr 10       REV 01   740-031980   123363A01094   SFP+-10G-SR
  Xcvr 11       REV 01   740-031980   AK80LKF        SFP+-10G-SR
  Xcvr 12       REV 01   740-031980   183363A01528   SFP+-10G-SR
  Xcvr 14       REV 01   740-031980   193363A01079   SFP+-10G-SR
  Xcvr 15       REV 01   740-031980   AK80MC8        SFP+-10G-SR
  Xcvr 16       REV 01   740-031980   AJC0BHC        SFP+-10G-SR
  Xcvr 19       REV 01   740-021309   J08D26856      SFP+-10G-LR
  Xcvr 21       REV 01   740-031980   AK80KCT        SFP+-10G-SR
  Xcvr 22       REV 01   740-031981   UK90PZL        SFP+-10G-LR
  Xcvr 23       REV 01   740-031980   AK80N1V        SFP+-10G-SR
FPC 3          REV 13   750-036844   EG5074         FPC
CPU            REV 09   711-030686   EG4064         SNG PMB
PIC 1          REV 10   750-031903   EG0325         SNG Load
FPC 5          REV 06   750-036844   EH3198         FPC
CPU
PIC 0          REV 14   750-031913   EG5134         24x 10GE(LAN) SFP+
  Xcvr 0        REV 01   740-031980   AK80LBH        SFP+-10G-SR
  Xcvr 1        REV 01   740-031980   B11B03724      SFP+-10G-SR
  Xcvr 2        REV 01   740-031980   AK80FMH        SFP+-10G-SR
  Xcvr 5        REV 01   740-031980   B11J00818      SFP+-10G-SR
  Xcvr 6        REV 01   740-031980   193363A00743   SFP+-10G-SR
  Xcvr 7        REV 01   740-031980   B11B06125      SFP+-10G-SR
  Xcvr 10       REV 01   740-031980   B11H02529      SFP+-10G-SR
  Xcvr 11       REV 01   740-031980   AK80LFB        SFP+-10G-SR
  Xcvr 12       REV 01   740-031980   193363A01061   SFP+-10G-SR

```

Xcvr 15	REV 01	740-031980	B11J00687	SFP+-10G-SR
Xcvr 16	REV 01	740-031980	193363A00738	SFP+-10G-SR
Xcvr 18	REV 01	740-031980	AK80MQX	SFP+-10G-SR
Xcvr 19	REV 01	740-021309	J08C17257	SFP+-10G-LR
Xcvr 22	REV 01	740-031980	B11J00730	SFP+-10G-SR
Xcvr 23	REV 01	740-031980	AK80KEE	SFP+-10G-SR
PIC 1	REV 08	750-036710	EG3105	2x 40GE CFP
Xcvr 0	REV 01	740-034554	B260HLT	CFP-40G-LR4
Xcvr 1	REV 01	740-034554	B11C02847	CFP-40G-LR4
FPC 6	REV 18	750-036844	EJ4391	FPC
CPU	REV 12	711-030686	EJ3257	SNG PMB
FPC 7	REV 18	750-036844	EJ4382	FPC
CPU	REV 12	711-030686	EJ3238	SNG PMB
SPMB 0	REV 10	711-030686	EG5418	SNG PMB
SPMB 1	REV 09	711-030686	EG5373	SNG PMB
SIB 0	REV 07	750-030631	EG4858	SIB-I-8S
SIB 1	REV 07	750-030631	EG4872	SIB-I-8S
SIB 2	REV 07	750-030631	EG4866	SIB-I-8S
SIB 3	REV 07	750-030631	EG6011	SIB-I-8S
SIB 4	REV 07	750-030631	EG4907	SIB-I-8S
SIB 5	REV 07	750-030631	EG4879	SIB-I-8S
SIB 6	REV 07	750-030631	EG4864	SIB-I-8S
SIB 7	REV 07	750-030631	EG4899	SIB-I-8S
SIB 8	REV 07	750-030631	EG4880	SIB-I-8S
Fan Tray 0	REV 04	760-032784	EG1496	Vertical Fan Tray
Fan Tray 1	REV 04	760-030642	EG1335	Horizontal Fan Tray
Fan Tray 2	REV 02	760-030642	ED4952	Horizontal Fan Tray

show chassis hardware detail (PTX5000 Packet Transport Router with AC PSM and PDU)

```
user@host> show chassis hardware detail
```

Hardware inventory:				
Item	Version	Part number	Serial number	Description
Chassis			JN12223A6AJA	PTX5000
Midplane	REV 16	750-035893	ACRA1350	Midplane-8S
FPM	REV 12	760-030647	BBBD5625	Front Panel Display
PDU 0	Rev 01	740-048338	1GB83360005	High Capacity AC WYE PDU
PSM 0	Rev 01	740-048334	1GB43360074	High Capacity AC PSM
PSM 1	Rev 01	740-048334	1GB43360001	High Capacity AC PSM
PSM 2	Rev 01	740-048334	1GB43360104	High Capacity AC PSM
PSM 3	Rev 01	740-048334	1GB43360042	High Capacity AC PSM
PSM 4	Rev 01	740-048334	1GB43360068	High Capacity AC PSM
PSM 5	Rev 01	740-048334	1GB43360080	High Capacity AC PSM
PSM 6	Rev 01	740-048334	1GB43360046	High Capacity AC PSM
PSM 7	Rev 01	740-048334	1GB43360100	High Capacity AC PSM
PDU 1	Rev 01	740-048338	1GB83360006	High Capacity AC WYE PDU
PSM 0	Rev 01	740-048334	1GB43360069	High Capacity AC PSM
PSM 1	Rev 01	740-048334	1GB43360099	High Capacity AC PSM
PSM 2	Rev 01	740-048334	1GB43360050	High Capacity AC PSM
PSM 3	Rev 01	740-048334	1GB43360095	High Capacity AC PSM
PSM 4	Rev 01	740-048334	1GB43360101	High Capacity AC PSM
PSM 5	Rev 01	740-048334	1GB43360075	High Capacity AC PSM
PSM 6	Rev 01	740-048334	1GB43360047	High Capacity AC PSM
PSM 7	Rev 01	740-048334	1GB43360019	High Capacity AC PSM
CCG 0	REV 09	750-030653	BBAZ5345	Clock Generator

show chassis hardware detail (PTX5000 Packet Transport Router with FPC2-PTX-P1A)

```
user@host> show chassis hardware detail
```


Hardware inventory:

Item	Version	Part number	Serial number	Description
Chassis			JN1204FC0AJA	PTX5000
Midplane	REV 11	750-035893	ACAB8038	Midplane-8S
FPM	REV 12	760-030647	BBBD5619	Front Panel
Display				
PDU 0	Rev 04	740-048336	1GB93470043	High Capacity DC PDU
PSM 0	Rev 04	740-046988	1GB63500184	High Capacity DC PSM
PSM 2	Rev 04	740-046988	1GB63500169	High Capacity DC PSM
PSM 4	Rev 04	740-046988	1GB63500306	High Capacity DC PSM
PSM 6	Rev 04	740-046988	1GB63500074	High Capacity DC PSM
PDU 1	Rev 04	740-048336	1GB93470045	High Capacity DC PDU
PSM 1	Rev 04	740-046988	1GB63500193	High Capacity DC PSM
PSM 3	Rev 04	740-046988	1GB63500143	High Capacity DC PSM
PSM 5	Rev 04	740-046988	1GB63500146	High Capacity DC PSM
PSM 7	Rev 04	740-046988	1GB63500192	High Capacity DC PSM
CCG 0	REV 09	750-030653	BBBC1909	Clock Generator
CCG 1	REV 09	750-030653	BBBD2970	Clock Generator
...				

show chassis hardware models (PTX5000 Packet Transport Router)

user@host> show chassis hardware models

Hardware inventory:

Item	Version	Part number	Serial number	FRU model number
FPM	REV 08	760-030647	EG1679	CRAFT-PTX5000-S
PDU 0	Rev 05	740-032019	ZE00006	PWR-SAN-PDU-DC
PSM 0	Rev 05	740-032022	ZJ00018	PSM-PTX-DC-120-S
PSM 1	Rev 04	740-032022	ZC00052	PWR-SAN-12-DC
PSM 2	Rev 04	740-032022	ZD00051	PWR-SAN-12-DC
PSM 3	Rev 05	740-032022	ZJ00060	PSM-PTX-DC-120-S
CCG 0	REV 04	750-030653	EG3703	CCG-PTX-S
CCG 1	REV 04	750-030653	EG3698	CCG-PTX-S
Routing Engine 0	REV 05	740-026942	P737A-002231	RE-DUO-C2600-16G-S
Routing Engine 1	REV 06	740-026942	P737A-002438	RE-DUO-C2600-16G-S
CB 0	REV 08	750-030625	EG5519	CB-PTX-S
CB 1	REV 08	750-030625	EG5516	CB-PTX-S
FPC 0	REV 18	750-036844	EJ3080	FPC-PTX-P1-A
FPC 2	REV 13	750-036844	EG5065	FPC-PTX-P1-A
PIC 0	REV 14	750-031913	EG5127	P1-PTX-24-10GE-SFPP
FPC 3	REV 13	750-036844	EG5074	FPC-PTX-P1-A
FPC 5				
PIC 0	REV 14	750-031913	EG5134	P1-PTX-24-10GE-SFPP
FPC 6	REV 18	750-036844	EJ4391	FPC-PTX-P1-A
FPC 7	REV 18	750-036844	EJ4382	FPC-PTX-P1-A
SIB 0	REV 07	750-030631	EG4858	SIB-I-PTX5008
SIB 1	REV 07	750-030631	EG4872	SIB-I-PTX5008
SIB 2	REV 07	750-030631	EG4866	SIB-I-PTX5008
SIB 3	REV 07	750-030631	EG6011	SIB-I-PTX5008
SIB 4	REV 07	750-030631	EG4907	SIB-I-PTX5008
SIB 5	REV 07	750-030631	EG4879	SIB-I-PTX5008
SIB 6	REV 07	750-030631	EG4864	SIB-I-PTX5008
SIB 7	REV 07	750-030631	EG4899	SIB-I-PTX5008
SIB 8	REV 07	750-030631	EG4880	SIB-I-PTX5008
Fan Tray 1	REV 04	760-030642	EG1335	FAN-PTX-H-S

show chassis hardware models (PTX5000 Packet Transport Router with AC PSM and PDU)

user@host> show chassis hardware models

Hardware inventory:

Item	Version	Part number	Serial number	FRU model number
------	---------	-------------	---------------	------------------

Midplane	REV 16	750-035893	ACRA1350	CHAS-MP-PTX5000-S
FPM	REV 12	760-030647	BBBD5625	CRAFT-PTX5000-S
PDU 0	Rev 01	740-048338	1GB83360005	PDU2-PTX-AC-W
PSM 0	Rev 01	740-048334	1GB43360074	PSM2-PTX-AC
PSM 1	Rev 01	740-048334	1GB43360001	PSM2-PTX-AC
PSM 2	Rev 01	740-048334	1GB43360104	PSM2-PTX-AC
PSM 3	Rev 01	740-048334	1GB43360042	PSM2-PTX-AC
PSM 4	Rev 01	740-048334	1GB43360068	PSM2-PTX-AC
PSM 5	Rev 01	740-048334	1GB43360080	PSM2-PTX-AC
PSM 6	Rev 01	740-048334	1GB43360046	PSM2-PTX-AC
PSM 7	Rev 01	740-048334	1GB43360100	PSM2-PTX-AC
PDU 1	Rev 01	740-048338	1GB83360006	PDU2-PTX-AC-W
PSM 0	Rev 01	740-048334	1GB43360069	PSM2-PTX-AC
PSM 1	Rev 01	740-048334	1GB43360099	PSM2-PTX-AC
PSM 2	Rev 01	740-048334	1GB43360050	PSM2-PTX-AC
PSM 3	Rev 01	740-048334	1GB43360095	PSM2-PTX-AC
PSM 4	Rev 01	740-048334	1GB43360101	PSM2-PTX-AC
PSM 5	Rev 01	740-048334	1GB43360075	PSM2-PTX-AC
PSM 6	Rev 01	740-048334	1GB43360047	PSM2-PTX-AC
PSM 7	Rev 01	740-048334	1GB43360019	PSM2-PTX-AC
CCG 0	REV 09	750-030653	BBAZ5345	CCG-PTX-S
...				

show chassis hardware models (PTX5000 Packet Transport Router with FPC2-PTX-P1A)

```
user@host> show chassis hardware models
Hardware inventory:
```

Item	Version	Part number	Serial number	FRU model number
Midplane	REV 11	750-035893	ACAB8038	CHAS-MP-PTX5000-S
FPM	REV 12	760-030647	BBBD5619	CRAFT-PTX5000-S
PDU 0	Rev 04	740-048336	1GB93470043	PDU2-PTX-DC-S
PSM 0	Rev 04	740-046988	1GB63500184	PSM2-PTX-DC-S
PSM 2	Rev 04	740-046988	1GB63500169	PSM2-PTX-DC-S
PSM 4	Rev 04	740-046988	1GB63500306	PSM2-PTX-DC-S
PSM 6	Rev 04	740-046988	1GB63500074	PSM2-PTX-DC-S
PDU 1	Rev 04	740-048336	1GB93470045	PDU2-PTX-DC-S
PSM 1	Rev 04	740-046988	1GB63500193	PSM2-PTX-DC-S
PSM 3	Rev 04	740-046988	1GB63500143	PSM2-PTX-DC-S
PSM 5	Rev 04	740-046988	1GB63500146	PSM2-PTX-DC-S
PSM 7	Rev 04	740-046988	1GB63500192	PSM2-PTX-DC-S
CCG 0	REV 09	750-030653	BBBC1909	CCG-PTX-S
CCG 1	REV 09	750-030653	BBBD2970	CCG-PTX-S
...				

show chassis hardware extensive (PTX5000 Packet Transport Router)

```
user@host> show chassis hardware extensive
Hardware inventory:
```

Item	Version	Part number	Serial number	Description
PDU 0	Rev 04	740-032019	UE0003	DC Power Dist Unit
Jedec Code:	0x7fb0		EEPROM Version:	0x02
P/N:	740-032019		S/N:	UE0003
Assembly ID:	0x043d		Assembly Version:	04.00
Date:	11-29-2010		Assembly Flags:	0x00
Version:	Rev 04		CLEI Code:	032022XXXX
ID: DC Power Dist Unit			FRU Model Number:	PWR-SAN-PDU-DC
Board Information Record:				
Address 0x00: ff ff ff ff ff ff ff ff ff ff ff ff ff ff ff ff				
I2C Hex Data:				
Address 0x00: 7f b0 02 ff 04 3d 04 00 52 65 76 20 30 34 00 00				

```

Address 0x10: 00 00 00 00 37 34 30 2d 30 33 32 30 31 39 00 00
Address 0x20: 53 2f 4e 20 55 45 30 30 30 33 00 00 00 1d 0b 07
Address 0x30: da ff ff ff ff ff ff ff ff ff ff ff ff ff ff
Address 0x40: ff ff ff ff 01 30 33 32 30 32 32 58 58 58 58 50
Address 0x50: 57 52 2d 53 41 4e 2d 50 44 55 2d 44 43 00 00 00
Address 0x60: 00 00 00 00 00 00 00 00 00 00 00 00 00 00 00 00
Address 0x70: 00 00 00 a3 ff ff ff ff ff ff ff ff ff ff ff
PSM 0          Rev 04    740-032022  YG00065          DC 12V Power Supply
Module
Jedec Code:    0x7fb0          EEPROM Version:  0x02
P/N:           740-032022      S/N:             YG00065
Assembly ID:   0x0440          Assembly Version: 04.00
Date:          07-30-2010      Assembly Flags:   0x00
Version:       Rev 04          CLEI Code:        032022XXXX
ID: DC 12V Power Supply Module FRU Model Number: PWR-SAN-12-DC
Board Information Record:
Address 0x00: ff ff ff ff ff ff ff ff ff ff ff ff ff ff ff
I2C Hex Data:
Address 0x00: 7f b0 02 ff 04 40 04 00 52 65 76 20 30 34 00 00
Address 0x10: 00 00 00 00 37 34 30 2d 30 33 32 30 32 32 00 00
Address 0x20: 53 2f 4e 20 59 47 30 30 30 36 35 00 00 1e 07 07
Address 0x30: da ff ff ff ff ff ff ff ff ff ff ff ff ff ff
Address 0x40: ff ff ff ff 01 30 33 32 30 32 32 58 58 58 58 50
Address 0x50: 57 52 2d 53 41 4e 2d 31 32 2d 44 43 20 20 20 20
Address 0x60: 20 20 20 20 20 20 20 01 00 ff ff ff ff ff ff ff
Address 0x70: ff ff ff 0c ff ff ff ff ff ff ff ff ff ff ff ff

```

show chassis hardware extensive (PTX5000 with Control Board 2)

```

user@host> show chassis hardware grep CB
CB 0          REV 06    750-055537  ACLZ9541          Control Board 2
CB 1          REV 06    750-055537  ACLY5329          Control Board 2

```

show chassis hardware (MX Routers with Media Services Blade [MSB])

```

user@switch> show chassis hardware
Hardware inventory:
Item          Version  Part number  Serial number      Description
Chassis                               JN1100FB1AFB      MX480
Midplane      REV 05   710-017414   TR3310             MX480 Midplane
FPM Board     REV 02   710-017254   KG1872             Front Panel Display
PEM 2         REV 02   740-017343   QCS0812A00N        DC Power Entry Module
PEM 3         REV 02   740-017343   QCS0812A00U        DC Power Entry Module
Routing Engine 0 REV 07   740-015113   1000740938         RE-S-1300
CB 0          REV 03   710-021523   KF4630             MX SCB
FPC 1         REV 11   750-037207   ZW9726             AS-MCC
CPU           REV 04   711-038173   ZW4819             AS-MCC PMB
MIC 0         REV 06   750-037214   ZW3574             AS-MSC
PIC 0                               BUILTIN            BUILTIN            AS-MSC
MIC 1         REV 00   750-037211   BUILTIN            BUILTIN            AS-MXC
PIC 2                               BUILTIN            BUILTIN            AS-MXC

```

show chassis hardware extensive (MX Routers with Media Services Blade [MSB])

```

user@switch> show chassis hardware extensive
FPC 1         REV 11   750-037207   ZW9726             AS-MCC
Jedec Code:   0x7fb0          EEPROM Version:  0x02
P/N:          750-037207      S/N:             ZW9726
Assembly ID:  0x0b37          Assembly Version: 01.11
Date:         02-17-2012      Assembly Flags:   0x00
Version:      REV 11          CLEI Code:        PROTOXCLEI

```

```

ID: AS-MCC          FRU Model Number: 750-037207
Board Information Record:
  Address 0x00: ff ff ff ff ff ff ff ff ff ff ff ff ff ff ff ff
I2C Hex Data:
  Address 0x00: 7f b0 02 ff 0b 37 01 0b 52 45 56 20 31 31 00 00
  Address 0x10: 00 00 00 00 37 35 30 2d 30 33 37 32 30 37 00 00
  Address 0x20: 53 2f 4e 20 5a 57 39 37 32 36 00 00 00 11 02 07
  Address 0x30: dc ff ff ff ff ff ff ff ff ff ff ff ff ff ff
  Address 0x40: ff ff ff ff 01 50 52 4f 54 4f 58 43 4c 45 49 37
  Address 0x50: 35 30 2d 30 33 37 32 30 37 00 00 00 00 00 00 00
  Address 0x60: 00 00 00 00 00 00 31 31 00 ff ff ff ff ff ff ff
  Address 0x70: ff ff ff 5e ff ff ff ff ff ff ff ff ff ff ff ff
CPU          REV 04      711-038173      ZW4819      AS-MCC-PMB
Jedec Code: 0x7fb0      EEPROM Version: 0x02
P/N:         711-038173      S/N:         ZW4819
Assembly ID: 0x0b38      Assembly Version: 01.04
Date:        12-30-2011      Assembly Flags: 0x00
Version:     REV 04
ID: AS-MCC PMB
Board Information Record:
  Address 0x00: ff ff ff ff ff ff ff ff ff ff ff ff ff ff ff ff
I2C Hex Data:
  Address 0x00: 7f b0 02 ff 0b 38 01 04 52 45 56 20 30 34 00 00
  Address 0x10: 00 00 00 00 37 31 31 2d 30 33 38 31 37 33 00 00
  Address 0x20: 53 2f 4e 20 5a 57 34 38 31 39 00 00 00 1e 0c 07
  Address 0x30: db ff ff ff ff ff ff ff ff ff ff ff ff ff ff
  Address 0x40: ff ff ff ff 00 50 52 4f 54 4f 58 43 4c 45 49 37
  Address 0x50: 31 31 2d 30 33 38 31 37 33 00 00 00 00 00 00 00
  Address 0x60: 00 00 00 00 00 00 30 34 00 ff ff ff ff ff ff ff
  Address 0x70: ff ff ff 60 00 00 00 00 00 00 00 00 00 00 00 00
MIC 0          REV 06      750-037214      ZW3574      AS-MS
Jedec Code: 0x7fb0      EEPROM Version: 0x02
P/N:         750-037214      S/N:         ZW3574
Assembly ID: 0x0a44      Assembly Version: 01.06
Date:        02-19-2012      Assembly Flags: 0x00
Version:     REV 06      CLEI Code:   PROTOXCLEI
ID: AS-MS      FRU Model Number: 750-037214
Board Information Record:
  Address 0x00: ff ff ff ff ff ff ff ff ff ff ff ff ff ff ff ff
I2C Hex Data:
  Address 0x00: 7f b0 02 ff 0a 44 01 06 52 45 56 20 30 36 00 00
  Address 0x10: 00 00 00 00 37 35 30 2d 30 33 37 32 31 34 00 00
  Address 0x20: 53 2f 4e 20 5a 57 33 35 37 34 00 00 00 13 02 07
  Address 0x30: dc ff ff ff ff ff ff ff ff ff ff ff ff ff ff
  Address 0x40: ff ff ff ff 01 50 52 4f 54 4f 58 43 4c 45 49 37
  Address 0x50: 35 30 2d 30 33 37 32 31 34 00 00 00 00 00 00 00
  Address 0x60: 00 00 00 00 00 00 30 36 00 ff ff ff ff ff ff ff
  Address 0x70: ff ff ff 60 c0 03 e5 f4 00 00 00 00 00 00 00 00
PIC 0          BUILTIN      BUILTIN      AS-MS
MIC 1          REV 00      750-037211      AS-MXC
Jedec Code: 0x7fb0      EEPROM Version: 0x01
P/N:         750-037211
Assembly ID: 0x0a43      Assembly Version: 01.00
Date:        255-255-65535      Assembly Flags: 0x00
Version:     REV 00
ID: AS-MXC
Board Information Record:
  Address 0x00: ff ff ff ff ff ff ff ff ff ff ff ff ff ff ff ff
I2C Hex Data:
  Address 0x00: 7f b0 01 ff 0a 43 01 00 52 45 56 20 30 30 00 00
  Address 0x10: 00 00 00 00 37 35 30 2d 30 33 37 32 31 31 00 00

```

```

Address 0x20: 00 00 00 00 00 00 00 00 00 00 00 00 00 00 ff ff ff
Address 0x30: ff ff ff ff ff ff ff ff ff ff ff ff ff ff ff ff
Address 0x40: ff ff ff ff 00 ff ff ff ff ff ff ff ff ff ff ff
Address 0x50: ff ff ff ff ff ff ff ff ff ff ff ff ff ff ff ff
Address 0x60: ff ff ff ff ff ff ff ff ff ff ff ff ff ff ff ff
Address 0x70: ff ff ff ff c0 02 e6 6c 7f b0 02 ff 0a 44 01 06
PIC 2                               BUILTIN          BUILTIN          AS-MXC

```

show chassis hardware (ACX5048 Router)

```

user@host> show chassis hardware
Hardware inventory:
Item              Version  Part number  Serial number  Description
Chassis                               VF3714170810  ACX5048
Pseudo CB 0
Routing Engine 0      BUILTIN      BUILTIN      ACX5K Routing Engine
FPC 0                 REV 05       650-056267   VF3714170810  ACX5048
CPU                   BUILTIN      BUILTIN      FPC CPU
PIC 0                 BUILTIN      BUILTIN      48x10G-6x40G
Xcvr 0                REV 02       740-011613   NR2051S       SFP-SX
Xcvr 33               REV 01       740-030589   SE5N290041    SFP+-10G-LPBK
Xcvr 35               REV 01       740-030589   SE5N290926    SFP+-10G-LPBK
Xcvr 37               REV 01       740-030589   SE5N290049    SFP+-10G-LPBK
Xcvr 39               REV 01       740-030589   SE5N290046    SFP+-10G-LPBK
Xcvr 48               NON-JNPR     409310098    UNKNOWN
Power Supply 1        REV 03       740-041741   1GA24081097   JPSU-650W-AC-AFO
Fan Tray 0                                ACX5K Fan Tray 0, Front
to Back Airflow - AFO
Fan Tray 1                                ACX5K Fan Tray 1, Front
to Back Airflow - AFO
Fan Tray 2                                ACX5K Fan Tray 2, Front
to Back Airflow - AFO
Fan Tray 3                                ACX5K Fan Tray 3, Front
to Back Airflow - AFO
Fan Tray 4                                ACX5K Fan Tray 4, Front
to Back Airflow - AFO

```

show chassis hardware detail (ACX5048 Router)

```

user@host> show chassis hardware detail
Hardware inventory:
Item              Version  Part number  Serial number  Description
Chassis                               VF3714170810  ACX5048
Pseudo CB 0
Routing Engine 0      BUILTIN      BUILTIN      ACX5K Routing Engine
ad0      509 MB  QEMU HARDDISK  QM00001       Hard Disk
ad1      4095 MB QEMU HARDDISK  QM00002       Hard Disk
ad2      511 MB  QEMU HARDDISK  QM00003       Hard Disk
ad3      1023 MB QEMU HARDDISK  QM00004       Hard Disk
usb0 (addr 1) product 0x0000 0 vendor 0x0000  uhub1
usb0 (addr 2) product 0x0020 32 vendor 0x8087  uhub2
FPC 0                 REV 05       650-056267   VF3714170810  ACX5048
CPU                   BUILTIN      BUILTIN      FPC CPU
PIC 0                 BUILTIN      BUILTIN      48x10G-6x40G
Xcvr 0                REV 02       740-011613   NR2051S       SFP-SX
Xcvr 33               REV 01       740-030589   SE5N290041    SFP+-10G-LPBK
Xcvr 35               REV 01       740-030589   SE5N290926    SFP+-10G-LPBK
Xcvr 37               REV 01       740-030589   SE5N290049    SFP+-10G-LPBK
Xcvr 39               REV 01       740-030589   SE5N290046    SFP+-10G-LPBK
Xcvr 48               NON-JNPR     409310098    UNKNOWN

```

```

Power Supply 1  REV 03  740-041741  1GA24081097  JPSU-650W-AC-AFO
Fan Tray 0
  to Back Airflow - AFO
Fan Tray 1
  to Back Airflow - AFO
Fan Tray 2
  to Back Airflow - AFO
Fan Tray 3
  to Back Airflow - AFO
Fan Tray 4
  to Back Airflow - AFO

```

ACX5K Fan Tray 0, Front

ACX5K Fan Tray 1, Front

ACX5K Fan Tray 2, Front

ACX5K Fan Tray 3, Front

ACX5K Fan Tray 4, Front

show chassis hardware clei-models (ACX5048 Router)

```

user@host> show chassis hardware clei-models
Hardware inventory:
Item          Version  Part number  CLEI code  FRU model number
Routing Engine 0
FPC 0         REV 05  650-056267  CMMRG00BRA ACX5048
  PIC 0       BUILTIN  CMMRG00BRA ACX5048
Power Supply 1 REV 03  740-041741  CMUPABHBAA JPSU-650W-AC-AFO
Fan Tray 0
Fan Tray 1
Fan Tray 2
Fan Tray 3
Fan Tray 4

```

ACX5K-FAN

ACX5K-FAN

ACX5K-FAN

ACX5K-FAN

ACX5K-FAN

show chassis hardware models (ACX5048 Router)

```

user@host> show chassis hardware models
Hardware inventory:
Item          Version  Part number  Serial number  FRU model number
Routing Engine 0
FPC 0         REV 05  650-056267  VF3714170810 ACX5048
  PIC 0       BUILTIN  BUILTIN      ACX5048
Power Supply 1 REV 03  740-041741  1GA24081097 JPSU-650W-AC-AFO
Fan Tray 0
Fan Tray 1
Fan Tray 2
Fan Tray 3
Fan Tray 4

```

ACX5K-FAN

ACX5K-FAN

ACX5K-FAN

ACX5K-FAN

ACX5K-FAN

show chassis hardware (ACX5096 Router)

```

user@host> show chassis hardware
Hardware inventory:
Item          Version  Part number  Serial number  Description
Chassis
Pseudo CB 0
Routing Engine 0
FPC 0         REV 09  650-053391  VB3714510139 ACX5096
  CPU
  PIC 0       BUILTIN  BUILTIN      96x10G-8x40G
    Xcvr 0     REV 01  740-021308  ARS186H      SFP+-10G-SR
    Xcvr 2     REV 01  740-031851  AM1045SUA1G SFP-SX
    Xcvr 10    REV 02  740-011613  NS11KRP      SFP-SX
    Xcvr 14    REV 01  740-031980  AMC0LKL      SFP+-10G-SR
    Xcvr 20    REV 01  740-021308  ARS18A2      SFP+-10G-SR
    Xcvr 30    REV 02  740-011613  PJ21954      SFP-SX
    Xcvr 35    REV 01  740-031851  PN344LV      SFP-SX
    Xcvr 40    REV 01  740-031851  PLG028R      SFP-SX
    Xcvr 41    REV 01  740-021308  L12D01919    SFP+-10G-SR

```

Xcvr 46	REV 01	740-011613	PD91F10	SFP-SX
Xcvr 64	REV 01	740-031980	AMSOYSS	SFP+-10G-SR
Xcvr 96	REV 01	740-032986	QE481421	QSFP+-40G-SR4
Xcvr 99	REV 01	740-032986	QE494942	QSFP+-40G-SR4
Xcvr 100	REV 01	740-032986	QE494756	QSFP+-40G-SR4
Power Supply 0	REV 01	740-053352	1GD14220106	JPSU-850W-AC-AFO
Power Supply 1	REV 01	740-053352	1GD14220102	JPSU-850W-AC-AFO
Fan Tray 0				ACX5K Fan Tray 0, Front
to Back Airflow - AFO				
Fan Tray 1				ACX5K Fan Tray 1, Front
to Back Airflow - AFO				
Fan Tray 2				ACX5K Fan Tray 2, Front
to Back Airflow - AFO				

show chassis hardware detail (ACX5096 Router)

```
user@host> show chassis hardware detail
Hardware inventory:
```

Item	Version	Part number	Serial number	Description
Chassis			VB3714510139	ACX5096
Pseudo CB 0				
Routing Engine 0		BUILTIN	BUILTIN	ACX5K Routing Engine
ad0	509 MB	QEMU HARDDISK	QM00001	Hard Disk
ad1	4095 MB	QEMU HARDDISK	QM00002	Hard Disk
ad2	511 MB	QEMU HARDDISK	QM00003	Hard Disk
ad3	1023 MB	QEMU HARDDISK	QM00004	Hard Disk
usb0 (addr 1)	product 0x0000 0		vendor 0x0000	uhub1
usb0 (addr 2)	product 0x0020 32		vendor 0x8087	uhub2
FPC 0	REV 09	650-053391	VB3714510139	ACX5096
CPU		BUILTIN	BUILTIN	FPC CPU
PIC 0		BUILTIN	BUILTIN	96x10G-8x40G
Xcvr 0	REV 01	740-021308	ARS186H	SFP+-10G-SR
Xcvr 10	REV 02	740-011613	NS11KRP	SFP-SX
Xcvr 14	REV 01	740-031980	AMCOLKL	SFP+-10G-SR
Xcvr 20	REV 01	740-021308	ARS18A2	SFP+-10G-SR
Xcvr 30	REV 02	740-011613	PJ21954	SFP-SX
Xcvr 41	REV 01	740-021308	L12D01919	SFP+-10G-SR
Xcvr 46	REV 01	740-011613	PD91F10	SFP-SX
Xcvr 64	REV 01	740-031980	AMSOYSS	SFP+-10G-SR
Xcvr 78	REV 01	740-031851	AM1045SUA1G	SFP-SX
Xcvr 96	REV 01	740-032986	QE481421	QSFP+-40G-SR4
Xcvr 99	REV 01	740-032986	QE494942	QSFP+-40G-SR4
Xcvr 100	REV 01	740-032986	QE494756	QSFP+-40G-SR4
Power Supply 0	REV 01	740-053352	1GD14220106	JPSU-850W-AC-AFO
Power Supply 1	REV 01	740-053352	1GD14220102	JPSU-850W-AC-AFO
Fan Tray 0				ACX5K Fan Tray 0, Front
to Back Airflow - AFO				
Fan Tray 1				ACX5K Fan Tray 1, Front
to Back Airflow - AFO				
Fan Tray 2				ACX5K Fan Tray 2, Front
to Back Airflow - AFO				

show chassis hardware clei-models (ACX5096 Router)

```
user@host> show chassis hardware clei-models
Hardware inventory:
```

Item	Version	Part number	CLEI code	FRU model number
Routing Engine 0		BUILTIN	CMMNX10BRA	ACX5096
FPC 0	REV 09	650-053391	CMMNX10BRA	ACX5096
PIC 0		BUILTIN	CMMNX10BRA	ACX5096
Power Supply 0	REV 01	740-053352	CMUPACSBAA	JPSU-850W-AC-AFO

```

Power Supply 1  REV 01  740-053352  CMUPACSBAA  JPSU-850W-AC-AFO
Fan Tray 0      ACX5K-FAN
Fan Tray 1      ACX5K-FAN
Fan Tray 2      ACX5K-FAN

```

show chassis hardware models (ACX5096 Router)

```

user@host> show chassis hardware models
Hardware inventory:
Item          Version  Part number  Serial number  FRU model number
Routing Engine 0
FPC 0         REV 09  650-053391  VB3714510139  ACX5096
  PIC 0       BUILTIN  BUILTIN      ACX5096
Power Supply 0  REV 01  740-053352  1GD14220106  JPSU-850W-AC-AFO
Power Supply 1  REV 01  740-053352  1GD14220102  JPSU-850W-AC-AFO
Fan Tray 0     ACX5K-FAN
Fan Tray 1     ACX5K-FAN
Fan Tray 2     ACX5K-FAN

```

show chassis hardware (ACX500 Router)

```

user@host> show chassis hardware
Hardware inventory:
Item          Version  Part number  Serial number  Description
Chassis
Midplane      REV 01  650-055932  VJ0214510035  ACX500-AC
Routing Engine
FEB 0         BUILTIN  BUILTIN      Routing Engine
Processor
FPC 0         BUILTIN  BUILTIN      Forwarding Engine
  MIC 0       BUILTIN  BUILTIN      FPC BUILTIN
    PIC 0     BUILTIN  BUILTIN      2x 1GE(LAN) SFP
      Xcvr 0  REV 01  740-031851  PMF2Y3C      2x 1GE(LAN) SFP
      Xcvr 1  REV 01  740-031851  PN342QN      SFP-SX
MIC 1         BUILTIN  BUILTIN      4x 1GE(LAN) SFP, RJ45
  PIC 1       BUILTIN  BUILTIN      4x 1GE(LAN) SFP, RJ45
    Xcvr 0  REV 01  740-011613  PF30K0L      SFP-SX
MIC 2         BUILTIN  BUILTIN      MS BUILTIN
  PIC 2       BUILTIN  BUILTIN      MS BUILTIN

```

show chassis hardware detail (ACX500 Router)

```

user@host> show chassis hardware detail
Hardware inventory:
Item          Version  Part number  Serial number  Description
Chassis
Midplane      REV 01  650-055932  VJ0214510035  ACX500-AC
Routing Engine
da0  3820 MB  USB DISK 2.0  BUILTIN      Routing Engine
FEB 0         BUILTIN  BUILTIN      Nand Flash 0
Processor
FPC 0         BUILTIN  BUILTIN      Forwarding Engine
  MIC 0       BUILTIN  BUILTIN      FPC BUILTIN
    PIC 0     BUILTIN  BUILTIN      2x 1GE(LAN) SFP
      Xcvr 0  REV 01  740-031851  PMF2Y3C      2x 1GE(LAN) SFP
      Xcvr 1  REV 01  740-031851  PN342QN      SFP-SX
MIC 1         BUILTIN  BUILTIN      4x 1GE(LAN) SFP, RJ45
  PIC 1       BUILTIN  BUILTIN      4x 1GE(LAN) SFP, RJ45
    Xcvr 0  REV 01  740-011613  PF30K0L      SFP-SX
MIC 2         BUILTIN  BUILTIN      MS BUILTIN
  PIC 2       BUILTIN  BUILTIN      MS BUILTIN

```

show chassis hardware extensive (ACX500 Router)

```

user@host> show chassis hardware extensive
Hardware inventory:
Item          Version  Part number  Serial number  Description
Chassis
Jedec Code:   0x7fb0          EEPROM Version: 0x02
S/N:          VJ0214510035
Assembly ID:  0x057c          Assembly Version: 00.00
Date:         00-00-0000      Assembly Flags:  0x00
ID: ACX500-AC
Board Information Record:
Address 0x00: 00 00 00 00 00 00 00 00 00 00 00 00 00 00 00 00
I2C Hex Data:
Address 0x00: 7f b0 02 ff 05 7c 00 00 00 00 00 00 00 00 00 00
Address 0x10: 00 00 00 00 00 00 00 00 00 00 00 00 00 00 00 00
Address 0x20: 56 4a 30 32 31 34 35 31 30 30 33 35 00 00 00 00
Address 0x30: 00 00 00 00 00 00 00 00 00 00 00 00 00 00 00 00
Address 0x40: 00 00 00 00 00 00 00 00 00 00 00 00 00 00 00 00
Address 0x50: 00 00 00 00 00 00 00 00 00 00 00 00 00 00 00 00
Address 0x60: 00 00 00 00 00 00 00 00 00 00 00 00 00 00 00 00
Address 0x70: 00 00 00 00 00 00 00 00 00 00 00 00 00 00 00 00
Midplane      REV 01    650-055932  VJ0214510035  ACX500-AC
Jedec Code:   0x7fb0          EEPROM Version: 0x02
P/N:          650-055932      S/N:          VJ0214510035
Assembly ID:  0x057c          Assembly Version: 01.00
Date:         12-23-2014      Assembly Flags:  0x00
Version:      REV 01          CLEI Code:     PROTOXCLEI
ID: ACX500-AC          FRU Model Number: ACX500-AC
Board Information Record:
Address 0x00: ad 01 00 80 f0 1c 2d 1b 60 80 ff ff ff ff ff ff
I2C Hex Data:
Address 0x00: 7f b0 02 fe 05 7c 01 00 52 45 56 20 30 31 00 00
Address 0x10: 00 00 00 00 36 35 30 2d 30 35 35 39 33 32 00 00
Address 0x20: 56 4a 30 32 31 34 35 31 30 30 33 35 00 17 0c 07
Address 0x30: de ff ff ff ad 01 00 80 f0 1c 2d 1b 60 80 ff ff
Address 0x40: ff ff ff ff 01 50 52 4f 54 4f 58 43 4c 45 49 41
Address 0x50: 43 58 35 30 30 2d 41 43 00 00 00 00 00 00 00 00
Address 0x60: 00 00 00 00 00 00 30 41 00 ff ff ff ff ff ff ff
Address 0x70: ff ff ff 93 56 4a 30 32 31 34 35 31 30 30 33 35
Routing Engine      BUILTIN      BUILTIN      Routing Engine
da0      3820 MB  USB DISK 2.0      Nand Flash 0
FEB 0          BUILTIN      BUILTIN      Forwarding Engine
Processor
FPC 0          BUILTIN      BUILTIN      FPC BUILTIN
MIC 0          BUILTIN      BUILTIN      2x 1GE(LAN) SFP
Jedec Code:   0x0000          EEPROM Version: 0x00
P/N:          BUILTIN          S/N:          BUILTIN
Assembly ID:  0x0a40          Assembly Version: 00.00
Date:         00-00-0000      Assembly Flags:  0x00
ID: 2x 1GE(LAN) SFP
Board Information Record:
Address 0x00: 00 00 00 00 00 00 00 00 00 00 00 00 00 00 00 00
I2C Hex Data:
Address 0x00: 00 00 00 00 0a 40 00 00 00 00 00 00 00 00 00 00
Address 0x10: 00 00 00 00 42 55 49 4c 54 49 4e 00 49 6e 76 61
Address 0x20: 42 55 49 4c 54 49 4e 00 49 6e 76 61 00 00 00 00
Address 0x30: 00 00 00 00 00 00 00 00 00 00 00 00 00 00 00 00
Address 0x40: 00 00 00 00 00 00 00 00 00 00 00 00 00 00 00 00
Address 0x50: 00 00 00 00 00 00 00 00 00 00 00 00 00 00 00 00
Address 0x60: 00 00 00 00 00 00 00 00 00 00 00 00 00 00 00 00

```



```

Address 0x70: 00 00 00 00 de ad be ef 64 20 22 a8 60 af 21 38
  PIC 0          BUILTIN      BUILTIN      2x 1GE(LAN) SFP
    Xcvr 0      REV 01      740-031851    PMF2Y3C      SFP-SX
    Xcvr 1      REV 01      740-031851    PN342QN      SFP-SX
  MIC 1          BUILTIN      BUILTIN      4x 1GE(LAN) SFP, RJ45
Jedec Code: 0x0000          EEPROM Version: 0x00
P/N:          BUILTIN      S/N:          BUILTIN
Assembly ID: 0x0aac          Assembly Version: 00.00
Date:         00-00-0000    Assembly Flags: 0x00
ID: 4x 1GE(LAN) SFP, RJ45
Board Information Record:
Address 0x00: 00 00 00 00 00 00 00 00 00 00 00 00 00 00 00 00
I2C Hex Data:
Address 0x00: 00 00 00 00 0a ac 00 00 00 00 00 00 00 00 00 00
Address 0x10: 00 00 00 00 42 55 49 4c 54 49 4e 00 49 6e 76 61
Address 0x20: 42 55 49 4c 54 49 4e 00 49 6e 76 61 00 00 00 00
Address 0x30: 00 00 00 00 00 00 00 00 00 00 00 00 00 00 00 00
Address 0x40: 00 00 00 00 00 00 00 00 00 00 00 00 00 00 00 00
Address 0x50: 00 00 00 00 00 00 00 00 00 00 00 00 00 00 00 00
Address 0x60: 00 00 00 00 00 00 00 00 00 00 00 00 00 00 00 00
Address 0x70: 00 00 00 00 00 00 00 00 64 20 b5 c0 60 af 21 38
  PIC 1          BUILTIN      BUILTIN      4x 1GE(LAN) SFP, RJ45
    Xcvr 0      REV 01      740-011613    PF30K0L      SFP-SX
  MIC 2          BUILTIN      BUILTIN      MS BUILTIN
Jedec Code: 0x0000          EEPROM Version: 0x00
P/N:          BUILTIN      S/N:          BUILTIN
Assembly ID: 0x0aaf          Assembly Version: 00.00
Date:         00-00-0000    Assembly Flags: 0x00
ID: MS BUILTIN
Board Information Record:
Address 0x00: 00 00 00 00 00 00 00 00 00 00 00 00 00 00 00 00
I2C Hex Data:
Address 0x00: 00 00 00 00 0a af 00 00 00 00 00 00 00 00 00 00
Address 0x10: 00 00 00 00 42 55 49 4c 54 49 4e 00 49 6e 76 61
Address 0x20: 42 55 49 4c 54 49 4e 00 49 6e 76 61 00 00 00 00
Address 0x30: 00 00 00 00 00 00 00 00 00 00 00 00 00 00 00 00
Address 0x40: 00 00 00 00 00 00 00 00 00 00 00 00 00 00 00 00
Address 0x50: 00 00 00 00 00 00 00 00 00 00 00 00 00 00 00 00
Address 0x60: 00 00 00 00 00 00 00 00 00 00 00 00 00 00 00 00
Address 0x70: 00 00 00 00 de ad be ef 64 22 cd 48 60 af 21 38
  PIC 2          BUILTIN      BUILTIN      MS BUILTIN

```

show chassis hardware clei-models (ACX500 Router)

```

user@host> show chassis hardware clei-models
Hardware inventory:
Item          Version  Part number  CLEI code      FRU model number
Midplane      REV 01    650-055932  PROTOXCLEI     ACX500-AC
Routing Engine
FEB 0         BUILTIN
FPC 0         BUILTIN

```

show chassis hardware models (ACX500 Router)

```

user@host> show chassis hardware models
Hardware inventory:
Item          Version  Part number  Serial number   FRU model number
Midplane      REV 01    650-055932  VJ0214510035   ACX500-AC
Routing Engine
FEB 0         BUILTIN
FPC 0         BUILTIN

```


show chassis pic

List of Syntax	Syntax on page 387 Syntax (TX Matrix and TX Matrix Plus Routers) on page 387 Syntax (MX Series Routers and EX Series Switches) on page 387 Syntax (MX104, MX2010 and MX2020 3D Universal Edge Routers) on page 387 Syntax (PTX Series Packet Transport Router and MX240, MX480, MX960, MX2010, and MX2020 Routers) on page 387 Syntax (QFX Series) on page 387 Syntax (OCX Series) on page 387 Syntax (ACX Series Universal Access Routers) on page 387 Syntax (ACX5048 and ACX5096 Routers) on page 387 Syntax (ACX500 Routers) on page 387
Syntax	<code>show chassis pic fpc-slot <i>slot-number</i> pic-slot <i>slot-number</i></code>
Syntax (TX Matrix and TX Matrix Plus Routers)	<code>show chassis pic fpc-slot <i>slot-number</i> pic-slot <i>slot-number</i> <fcc <i>number</i>></code>
Syntax (MX Series Routers and EX Series Switches)	<code>show chassis pic fpc-slot <i>slot-number</i> pic-slot <i>slot-number</i> <all-members> <local> <member <i>member-id</i>></code>
Syntax (MX104, MX2010 and MX2020 3D Universal Edge Routers)	<code>show chassis pic fpc-slot <i>slot-number</i> pic-slot <i>slot-number</i></code>
Syntax (PTX Series Packet Transport Router and MX240, MX480, MX960, MX2010, and MX2020 Routers)	<code>show chassis pic transport fpc-slot <i>slot-number</i> pic-slot <i>slot-number</i></code>
Syntax (QFX Series)	<code>show chassis pic fpc-slot <i>slot-number</i> pic-slot <i>slot-number</i> <interconnect-device <i>name</i> (fpc-slot <i>slot-number</i> pic-slot <i>slot-number</i>)> <node-device <i>name</i> pic-slot <i>slot-number</i>></code>
Syntax (OCX Series)	<code>show chassis pic fpc-slot <i>slot-number</i> pic-slot <i>slot-number</i></code>
Syntax (ACX Series Universal Access Routers)	<code>show chassis pic fpc-slot <i>slot-number</i> pic-slot <i>slot-number</i></code>
Syntax (ACX5048 and ACX5096 Routers)	<code>show chassis pic (fpc-slot <i>slot-number</i> pic-slot <i>slot-number</i>)</code>
Syntax (ACX500 Routers)	<code>show chassis pic (fpc-slot <i>slot-number</i> pic-slot <i>slot-number</i>)</code>

- Release Information** Command introduced before Junos OS Release 7.4.
Command introduced in Junos OS Release 9.0 for EX Series switches.
Command introduced in Junos OS Release 11.1 for QFX Series.
Command introduced in Junos OS Release 12.2 for ACX Series Universal Access Routers.
Command introduced in Junos OS Release 12.3 for MX2020 3D Universal Edge Routers.
Command introduced in Junos OS Release 12.3 for MX2010 3D Universal Edge Routers.
Command introduced in Junos OS Release 13.2 for PTX Series Packet Transport Routers.
Command introduced in Junos OS Release 13.2 for MX104 3D Universal Edge Routers.
Command introduced in Junos OS Release 14.1X53-D20 for the OCX Series.
transport option introduced in Junos OS Release 16.1R1 for MX Series Routers.
- Description** Display status information about the PIC installed in the specified Flexible PIC Concentrator (FPC) and PIC slot.
- Options** **fpc-slot slot-number**—Display information about the PIC in this particular FPC slot:
- On a TX Matrix router, if you specify the number of the T640 router by using the **lcc number** option (the recommended method), replace **slot-number** with a value from 0 through 7. Otherwise, replace **slot-number** with a value from 0 through 31.

Likewise, on a TX Matrix Plus router, if you specify the number of the T1600 router by using the **lcc number** option (the recommended method), replace **slot-number** with a value from 0 through 7. Otherwise, replace **slot-number** with a value from 0 through 31. For example, the following commands have the same result:

user@host> show chassis pic fpc-slot 1 lcc 1 pic-slot 1
user@host> show chassis pic fpc-slot 9 pic-slot 1
 - M120 routers only—Replace **slot-number** with a value from 0 through 5.
 - MX80 routers only—Replace **slot-number** with a value from 0 through 1.
 - MX104 routers only—Replace **slot-number** with a value from 0 through 2.
 - MX240 routers only—Replace **slot-number** with a value from 0 through 2.
 - MX480 routers only—Replace **slot-number** with a value from 0 through 5.
 - MX960 routers only—Replace **slot-number** with a value from 0 through 11.
 - MX2010 routers only—Replace **slot-number** with a value from 0 through 9.
 - MX2020 routers only—Replace **slot-number** with a value from 0 through 19.
 - Other routers—Replace **slot-number** with a value from 0 through 7.
 - EX Series switches:
 - EX3200 switches and EX4200 standalone switches—Replace **slot-number** with 0.
 - EX4200 switches in a Virtual Chassis configuration—Replace **slot-number** with a value from 0 through 9 (switch's member ID).

- EX8208 switches—Replace **slot-number** with a value from 0 through 7 (line card).
- EX8216 switches—Replace **slot-number** with a value from 0 through 15 (line card).
- QFX Series:
 - QFX3500, QFX3600, QFX5100, and OCX Series standalone switches—Replace **slot-number** with 0. In the command output, FPC refers to a line card. The FPC number equals the slot number for the line card.
 - QFabric systems—Replace **slot-number** with any number between 0 and 15. In the command output, FPC refers to a line card. The FPC number equals the slot number for the line card.

all-members—(MX Series routers and EX Series switches only) (Optional) Display PIC information for all member routers in the Virtual Chassis configuration.

interconnect-device name—(QFabric systems only) (Optional) Display PIC information for a specified Interconnect device.

lcc-number—(TX Matrix and TX Matrix Plus routers only) (Optional) On a TX Matrix router, display PIC information for a specified T640 router (or line-card chassis) that is connected to the TX Matrix router. On a TX Matrix Plus router, display PIC information for a specified router (line-card chassis) that is connected to the TX Matrix Plus router.

Replace *number* with the following values depending on the LCC configuration:

- 0 through 3, when T640 routers are connected to a TX Matrix router in a routing matrix.
- 0 through 3, when T1600 routers are connected to a TX Matrix Plus router in a routing matrix.
- 0 through 7, when T1600 routers are connected to a TX Matrix Plus router with 3D SIBs in a routing matrix.
- 0, 2, 4, or 6, when T4000 routers are connected to a TX Matrix Plus router with 3D SIBs in a routing matrix.

local—(MX Series routers and EX Series switches only) (Optional) Display PIC information for the local Virtual Chassis member.

member member-id—(MX Series routers and EX Series switches only) (Optional) Display PIC information for the specified member of the Virtual Chassis configuration. Replace **member-id** with a value of 0 or 1.

node-device name—(QFabric systems only) (Optional) Display PIC information for a specified Node device.

pic-slot slot-number—Display information about the PIC in this particular PIC slot. For routers, replace **slot-number** with a value from 0 through 3. For EX3200 and EX4200

switches, replace **slot-number** with 0 for built-in network interfaces and 1 for interfaces on uplink modules. For EX8208 and EX8216 switches, replace **slot-number** with 0. For the QFX3500, QFX3600, QFX5100, and OCX Series standalone switches, replace **slot-number** with 0.

transport—Display PIC information for optical transport network.

Required Privilege Level

view

Related Documentation

- [request chassis pic](#)
- [show chassis hardware on page 201](#)
- [100-Gigabit Ethernet Type 4 PIC with CFP Overview](#)

List of Sample Output

[show chassis pic fpc-slot pic-slot on page 393](#)
[show chassis pic fpc-slot pic-slot \(PIC Offline\) on page 394](#)
[show chassis pic fpc-slot pic-slot \(FPC Offline\) on page 394](#)
[show chassis pic fpc-slot pic-slot \(FPC Not Present\) on page 394](#)
[show chassis pic fpc-slot pic-slot \(PIC Not Present\) on page 394](#)
[show chassis pic fpc-slot 3 pic-slot 0 \(M120 Router\) on page 394](#)
[show chassis pic fpc-slot pic-slot \(MX104 Router\) on page 394](#)
[show chassis pic fpc-slot pic-slot \(MX960 Router with Bidirectional Optics\) on page 395](#)
[show chassis pic fpc-slot pic-slot \(MX480 Router with 100-Gigabit Ethernet MIC\) on page 395](#)
[show chassis pic fpc-slot pic-slot \(MX240, MX480, MX960 Routers with Application Services Modular Line Card\) on page 395](#)
[show chassis pic fpc-slot pic-slot \(MX960 Router with MPC5EQ\) on page 395](#)
[show chassis pic fpc-slot pic-slot \(MX960 Router with MPC3E and 100-Gigabit DWDM OTN MIC\) on page 396](#)
[show chassis pic fpc-slot pic-slot \(MX480 Router with MPC4E\) on page 396](#)
[show chassis pic fpc-slot pic-slot \(MX480 router with OTN Interface\) on page 396](#)
[show chassis pic fpc-slot pic-slot \(MX2010 Router with OTN Interfaces\) on page 397](#)
[show chassis pic fpc-slot pic-slot \(MX2010 Router\) on page 397](#)
[show chassis pic fpc-slot pic-slot \(MX2020 Router\) on page 397](#)
[show chassis pic fpc-slot pic-slot \(MX2020 Router with MPC5EQ and MPC6E\) on page 397](#)
[show chassis pic fpc-slot pic-slot \(MX2020 Router with MPC6E and OTN MIC\) on page 398](#)
[show chassis pic fpc-slot pic-slot \(MX2020 Router with MPC4E\) on page 398](#)
[show chassis pic fpc-slot pic-slot \(T1600 Router with 100-Gigabit Ethernet PIC\) on page 399](#)
[show chassis pic fpc-slot pic-slot lcc \(TX Matrix Router\) on page 399](#)
[show chassis pic fpc-slot pic-slot lcc \(TX Matrix Plus Router\) on page 399](#)
[show chassis pic fpc-slot pic-slot \(Next-Generation SONET/SDH SFP\) on page 399](#)
[show chassis pic fpc-slot pic-slot \(12-Port T1/E1\) on page 400](#)
[show chassis pic fpc-slot 0 pic-slot 1 \(4x CHOC3 SONET CE SFP\) on page 400](#)
[show chassis pic fpc-slot 0 pic-slot 0 \(SONET/SDH OC3/STM1 \[Multi-Rate\] MIC with SFP\) on page 400](#)

[show chassis pic fpc-slot 3 pic-slot 0 \(8-port Channelized SONET/SDH OC3/STM1 \[Multi-Rate\] MIC with SFP\) on page 400](#)
[show chassis pic fpc-slot 5 pic-slot 0 \(4-port Channelized SONET/SDH OC3/STM1 \[Multi-Rate\] MIC with SFP\) on page 401](#)
[show chassis pic fpc-slot 1 pic-slot 0 \(1-port OC192/STM64 MIC with XFP\) on page 401](#)
[show chassis pic fpc-slot 1 pic-slot 2 \(8-port DS3/E3 MIC\) on page 401](#)
[show chassis pic fpc-slot pic-slot \(OTN\) on page 401](#)
[show chassis pic fpc-slot pic-slot \(QFX3500 Switch\) on page 402](#)
[show chassis pic fpc-slot pic-slot \(QFX5100 Switches and OCX Series \) on page 402](#)
[show chassis pic interconnect-device fpc-slot pic-slot \(QFabric Systems\) on page 402](#)
[show chassis pic node-device fpc-slot pic-slot \(QFabric System\) on page 402](#)
[show chassis pic fpc-slot 0 pic-slot 1 \(ACX2000 Universal Access Router\) on page 403](#)
[show chassis pic FPC-slot 1 PIC-slot 0 \(MX Routers with Media Services Blade \[MSB\]\) on page 403](#)
[show chassis pic FPC slot 1, PIC slot 2 \(MX Routers with Media Services Blade \[MSB\]\) on page 403](#)
[show chassis pic transport fpc-slot pic-slot \(PTX Series Packet Transport Routers\) on page 403](#)
[show chassis pic transport fpc-slot pic-slot \(MX960 Router with MPC3E and 100-Gigabit DWDM OTN MIC\) on page 403](#)
[show chassis pic fpc-slot 0 pic-slot 0 \(ACX5096 Router\) on page 404](#)
[show chassis pic fpc-slot 0 pic-slot 0 \(ACX5048 Router\) on page 407](#)
[show chassis pic fpc-slot 0 pic-slot 0 \(ACX500 Router\) on page 408](#)
[show chassis pic fpc-slot 0 pic-slot 1 \(ACX500 Router\) on page 408](#)
[show chassis pic transport fpc-slot pic-slot \(PTX Series Packet Transport Routers\) on page 408](#)
[show chassis pic transport fpc-slot pic-slot \(MX960 Router with MPC3E and 100-Gigabit DWDM OTN MIC\) on page 408](#)

Output Fields Table 10 on page 391 lists the output fields for the **show chassis pic** command. Output fields are listed in the approximate order in which they appear.

Table 10: show chassis pic Output Fields

Field Name	Field Description
Type	<p>PIC type.</p> <p>NOTE: On the 1-port OC192/STM64 MICs with the SDH framing mode, the type is displayed as MIC-3D-1STM64-XFP and with the SONET framing mode, the type is displayed as MIC-3D-1OC192-XFP. By default, the 1-port OC192/STM64 MICs displays the type as MIC-3D-1OC192-XFP.</p>
Account Layer2 Overhead	(MX Series routers) Indicates whether functionality to count the Layer 2 overhead bytes in the interface statistics at the PIC level is enabled or disabled.
ASIC type	Type of ASIC on the PIC.

Table 10: show chassis pic Output Fields (*continued*)

Field Name	Field Description
State	Status of the PIC. State is displayed only when a PIC is in the slot. <ul style="list-style-type: none"> • Online— PIC is online and running. • Offline—PIC is powered down.
PIC version	PIC hardware version.
Uptime	How long the PIC has been online.
Package	(Multiservices PICs only) Services package supported: Layer-2 or Layer-3 .
Port Number	Port number for the PIC.
Cable Type	Type of cable connected to the port: LH , LX , or SX .
PIC Port Information (MX480 Router 100-Gigabit Ethernet CFP)	Port-level information for the PIC. <ul style="list-style-type: none"> • Port—Port number • Cable type—Type of optical transceiver installed. • Fiber type—Type of fiber. SM is single-mode. • Xcvr vendor—Transceiver vendor name. • Xcvr vendor part number—Transceiver vendor part number. • Wavelength—Wavelength of the transmitted signal. Uplinks and downlinks are always 1550 nm. There is a separate fiber for each direction • Xcvr Firmware—Transceiver firmware version.
PIC Port Information (MX960 Router Bidirectional Optics)	Port-level information for the PIC. <ul style="list-style-type: none"> • Port—Port number • Cable type—Type of small form-factor pluggable (SFP) optical transceiver installed. Uplink interfaces display -U. Down link interfaces display -D. • Fiber type—Type of fiber. SM is single-mode. • Xcvr vendor—Transceiver vendor name. • Xcvr vendor part number—Transceiver vendor part number. <ul style="list-style-type: none"> • BX10-10-km bidirectional optics. • BX40-40-km bidirectional optics. • SFP-LX-40-km SFP optics. • Wavelength—Wavelength of the transmitted signal. Uplinks are always 1310 nm. Downlinks are either 1490 nm or 1550 nm.

Table 10: show chassis pic Output Fields (*continued*)

Field Name	Field Description
PIC Port Information (Next-Generation SONET/SDH SFP)	<p>Port-level information for the next-generation SONET/SDH SFP PIC.</p> <ul style="list-style-type: none"> Port—Port number. Cable type—Type of small form-factor pluggable (SFP) optical transceiver installed. Fiber type—Type of fiber: SM (single-mode) or MM (multimode). Xcvr vendor—Transceiver vendor name. Xcvr vendor part number—Transceiver vendor part number. Wavelength—Wavelength of the transmitted signal. Next-generation SONET/SDH SFPs use 1310 nm.
PIC port information (MX104 router)	<p>Port-level information for the PIC.</p> <ul style="list-style-type: none"> Port—Port number Cable type—Type of optical transceiver installed. Fiber type—Type of fiber. SM is single-mode. Xcvr vendor—Transceiver vendor name. Xcvr vendor part number—Transceiver vendor part number. Wavelength—Wavelength of the transmitted signal. Xcvr Firmware—Firmware version of the transceiver.
Multirate Mode	Rate-selectability status for the MIC: Enabled or Disabled .
Channelization	Indicates whether channelization is enabled or disabled on the DS3/E3 MIC.
Administrative State	Indicates the administrative state of the PIC. Possible values are: In Service (Default) and Out of Service.
Operational State	Indicates the operational state of the PIC. Possible values are: Normal and Fault.

Sample Output

show chassis pic fpc-slot pic-slot

```

user@host> show chassis pic fpc-slot 2 pic-slot 0
PIC fpc slot 2 pic slot 0 information:
  Type                10x 1GE(LAN), 1000 BASE
  ASIC type           H chip
  State                Online
  PIC version          1.1
  Uptime               1 day, 50 minutes, 58 seconds
PIC Port Information:
  Port      Cable      Xcvr      Xcvr Vendor
  Number    Type        Vendor Name Part Number
  0          GIGE 1000EX  FINISAR CORP.  FTRJ8519P1BNL-J3
  1          GIGE 1000EX  FINISAR CORP.  FTRJ-8519-7D-JUN

```

show chassis pic fpc-slot pic-slot (PIC Offline)

```

user@host> show chassis pic fpc-slot 1 pic-slot 0
PIC fpc slot 1 pic slot 0 information:
  State                               Offline

```

show chassis pic fpc-slot pic-slot (FPC Offline)

```

user@host> show chassis pic fpc-slot 1 pic-slot 0
FPC 1 is not online

```

show chassis pic fpc-slot pic-slot (FPC Not Present)

```

user@host> show chassis pic fpc-slot 4 pic-slot 0
FPC slot 4 is empty

```

show chassis pic fpc-slot pic-slot (PIC Not Present)

```

user@host> show chassis pic fpc-slot 5 pic-slot 2
FPC 5, PIC 2 is empty

```

show chassis pic fpc-slot 3 pic-slot 0 (M120 Router)

```

user@host> show chassis pic fpc-slot 3 pic-slot 0
PC slot 3, PIC slot 0 information:
  Type                2x G/E IQ, 1000 BASE
  ASIC type           IQ GE 2 VLAN-TAG FPGA
  State               Online
  PIC version         1.16
  Uptime              3 hours, 3 minutes

PIC Port Information:
  Port      Cable      Xcvr      Xcvr Vendor
  Number    Type        Vendor Name Part Number
  0         GIGE 1000SX  FINISAR CORP.  FTRJ8519P1BNL-J3
  1         GIGE 1000SX  FINISAR CORP.  FTRJ-8519-7D-JUN

```

show chassis pic fpc-slot pic-slot (MX104 Router)

```

user@host> show chassis pic fpc-slot 1 pic-slot 1
FPC slot 1, PIC slot 1 information:
  Type                10x 1GE(LAN) -E SFP
  State               Online
  PIC version         1.1
  Uptime              1 hour, 30 minutes, 59 seconds

PIC port information:

```

Port	Cable type	Fiber type	Xcvr vendor	Xcvr part number	Wave-length	Xcvr
3	GIGE 1000T	n/a	Methode Elec.	SP7041-M1-JN	n/a	0.0
6	GIGE 1000LX10	SM	FINISAR CORP.	FTLF1318P2BTL-J1	1310 nm	0.0
8	GIGE 1000T	n/a	Methode Elec.	SP7041-M1-JN	n/a	0.0
9	GIGE 1000T	n/a	Methode Elec.	SP7041-M1-JN	n/a	0.0

show chassis pic fpc-slot pic-slot (MX960 Router with Bidirectional Optics)

```

user@host> show chassis pic fpc-slot 4 pic-slot 1
FPC slot 4, PIC slot 1 information:
  Type                10x 1GE(LAN)
  Account Layer2 Overhead  Enabled
  State                Online
  PIC version          0.0
  Uptime               18 days, 5 hours, 41 minutes, 54 seconds

PIC port information:

```

Port	Cable type	Fiber type	Xcvr vendor	Xcvr vendor part number	Wavelength
0	SFP-1000BASE-BX10-D	SM	SumitomoElectric	SBP6H44-J3-BW-49	1490 nm
1	SFP-1000BASE-BX10-D	SM	SumitomoElectric	SBP6H44-J3-BW-49	1490 nm
2	SFP-1000BASE-BX10-D	SM	SumitomoElectric	SBP6H44-J3-BW-49	1490 nm
3	SFP-1000BASE-BX10-D	SM	OCF	TRXBG1LXDBVM2-JW	1490 nm
4	SFP-1000BASE-BX10-D	SM	OCF	TRXBG1LXDBVM2-JW	1490 nm
5	SFP-1000BASE-BX10-U	SM	SumitomoElectric	SBP6H44-J3-BW-31	1310 nm
6	SFP-1000BASE-BX10-U	SM	SumitomoElectric	SBP6H44-J3-BW-31	1310 nm
7	SFP-1000BASE-BX10-U	SM	OCF	TRXBG1LXDBBMH-J1	1310 nm
8	SFP-1000BASE-BX10-U	SM	OCF	TRXBG1LXDBBMH-J1	1310 nm
9	SFP-1000BASE-BX10-U	SM	SumitomoElectric	SBP6H44-J3-BW-31	1310 nm

show chassis pic fpc-slot pic-slot (MX480 Router with 100-Gigabit Ethernet MIC)

```

user@host> show chassis pic fpc-slot 1 pic-slot 2
FPC slot 1, PIC slot 2 information:
  Type                1X100GE CFP
  State                Online
  PIC version          2.10
  Uptime               4 minutes, 48 seconds

PIC port information:

```

Port	Cable type	Fiber type	Xcvr vendor	Xcvr vendor part number	Wavelength
0	100GBASE LR4	SM	FINISAR CORP.	FTLC1181RDN5-J3	1310 nm

```

  Xcvr vendor
  firmware version
  1.8

```

show chassis pic fpc-slot pic-slot (MX240, MX480, MX960 Routers with Application Services Modular Line Card)

```

user@host> show chassis pic fpc-slot 1 pic-slot 2
FPC slot 1, PIC slot 2 information:
  Type                AS-MXC
  State                Online
  PIC version          1.0
  Uptime               11 hours, 18 minutes, 3 seconds

```

show chassis pic fpc-slot pic-slot (MX960 Router with MPC5EQ)

```

user@host> show chassis pic fpc-slot 0 pic-slot 3
FPC slot 0, PIC slot 3 information:
  Type                1X100GE CFP2 OTN
  State                Online
  PIC version          0.0
  Uptime               1 hour, 22 minutes, 42 seconds

```

PIC port information:

		Fiber		Xcvr vendor	Wave-	Xcvr
Port	Cable type	type	Xcvr vendor	part number	length	
Firmware						
0	100GBASE LR4	n/a	Oclaro Inc.	TRB5E20FNF-LF150	1309 nm	1.0

show chassis pic fpc-slot pic-slot (MX960 Router with MPC3E and 100-Gigabit DWDM OTN MIC)

```
user@host> show chassis pic fpc-slot 3 pic-slot 0
```

```
FPC slot 3, PIC slot 0 information:
```

```
Type          1X100GE DWDM CFP2-ACO
State          Online
PIC version    1.3
Uptime        9 hours, 4 minutes, 43 seconds
```

PIC port information:

		Fiber		Xcvr vendor	Wave-	Xcvr
Port	Cable type	type	Xcvr vendor	part number	length	
Firmware						
0	100G LH	SM	OCLARO	TRB100AJ-01	1528.77 nm	-
	1568.36 nm					20.10

show chassis pic fpc-slot pic-slot (MX480 Router with MPC4E)

```
user@host> show chassis pic fpc-slot 3 pic-slot 0
```

```
FPC slot 3, PIC slot 0 information:
```

```
Type          4x10GE SFPP
State          Online
PIC version    0.0
Uptime        41 seconds
```

PIC port information:

		Fiber		Xcvr vendor	Wave-	Xcvr
Port	Cable type	type	Xcvr vendor	part number	length	
Firmware						
0	10GBASE SR	MM	OPNEXT, INC.	TRS2001EM-0014	850 nm	0.0
1	10GBASE SR	MM	OPNEXT, INC.	TRS2001EM-0014	850 nm	0.0

show chassis pic fpc-slot pic-slot (MX480 router with OTN Interface)

```
user@host> show chassis pci fpc-slot 4 pic-slot 0
```

```
FPC slot 4, PIC slot 0 information:
```

```
Type          12X10GE SFPP OTN
State          Online
PIC version    0.0
Uptime        5 hours, 28 minutes, 23 seconds
```

PIC port information:

		Fiber		Xcvr vendor	Wave-	Xcvr
Port	Cable type	type	Xcvr vendor	part number	length	
Firmware						
0	10GBASE SR	MM	FINISAR CORP.	FTLX8571D3BNL-J1	850 nm	0.0
1	10GBASE SR	MM	FINISAR CORP.	FTLX8571D3BCL-J1	850 nm	0.0

```
2    10GBASE SR      MM    OPNEX, INC.      TRS2001EM-0014    850 nm    0.0
```

show chassis pic fpc-slot pic-slot (MX2010 Router with OTN Interfaces)

```
user@host> show chassis pic fpc-slot 9 pic-slot 0
FPC slot 9, PIC slot 0 information:
  Type                2X100GE CFP2 OTN
  State                Online
  PIC version          1.9
  Uptime               3 hours, 56 minutes, 16 seconds

PIC port information:
```

		Fiber		Xcvr vendor	Wave-	Xcvr
Port	Cable type	type	Xcvr vendor	part number	length	
Firmware						
0	100GBASE LR4-D	SM	FUJITSU	FIM37300/222	1310 nm	1.3
1	100GBASE SR10	MM	AVAGO	AFBR-8420Z	n/a	1.0

show chassis pic fpc-slot pic-slot (MX2010 Router)

```
user@host> show chassis pic fpc-slot 9 pic-slot 3
FPC slot 9, PIC slot 3 information:
  Type                1X100GE CFP
  Account Layer2 Overhead Enabled
  State                Online
  PIC version          0.0
  Uptime               14 hours, 51 seconds
```

show chassis pic fpc-slot pic-slot (MX2020 Router)

```
user@host> show chassis pic fpc-slot 19 pic-slot 3
FPC slot 19, PIC slot 3 information:
  Type                4x 10GE(LAN) SFP+
  Account Layer2 Overhead Enabled
  State                Online
  PIC version          0.0
  Uptime               1 day, 11 hours, 26 minutes, 36 seconds

PIC port information:
```

		Fiber		Xcvr vendor	Wave-	Xcvr
Port	Cable type	type	Xcvr vendor	part number	length	
Firmware						
0	10GBASE SR	MM	SumitomoElectric	SPP5200SR-J6-M	850 nm	0.0
1	10GBASE SR	MM	SumitomoElectric	SPP5200SR-J6-M	850 nm	0.0
2	10GBASE SR	MM	SumitomoElectric	SPP5200SR-J6-M	850 nm	0.0
3	10GBASE SR	MM	SumitomoElectric	SPP5200SR-J6-M	850 nm	0.0

show chassis pic fpc-slot pic-slot (MX2020 Router with MPC5EQ and MPC6E)

```
user@host> show chassis pic fpc-slot 18 pic-slot 2
FPC slot 18, PIC slot 2 information:
  Type                3X40GE QSFP
  State                Online
  PIC version          0.0
```

```

Uptime                               6 minutes, 31 seconds

PIC port information:

```

Port	Cable type	Fiber type	Xcvr vendor	part number	Wave-length	Xcvr
0	40GBASE SR4	MM	AVAGO	AFBR-79E4Z-D-JU2	850 nm	0.0
1	40GBASE SR4	MM	AVAGO	AFBR-79E4Z-D-JU2	850 nm	0.0
2	40GBASE SR4	MM	AVAGO	AFBR-79E4Z-D-JU2	850 nm	0.0

show chassis pic fpc-slot pic-slot (MX2020 Router with MPC6E and OTN MIC)

```

user@host> show chassis pic fpc-slot 3 pic-slot 0
FPC slot 0, PIC slot 1 information:
  Type                24X10GE SFPP OTN
  State                Online
  PIC version          1.1
  Uptime               1 hour, 33 minutes, 59 seconds

PIC port information:

```

Port	Cable type	Fiber type	Xcvr vendor	part number	Wave-length	Xcvr
7	10GBASE SR	MM	SumitomoElectric	SPP5200SR-J6-M	850 nm	0.0
9	10GBASE SR	MM	FINISAR CORP.	FTLX8571D3BNL-J1	850 nm	0.0
12	10GBASE LR	SM	FINISAR CORP.	FTLX1472M3BNL-J3	1310 nm	0.0
20	10GBASE ZR	SM	FINISAR CORP.	FTLX1871M3BNL-J3	1550 nm	0.0
21	10GBASE ER	SM	FINISAR CORP.	FTLX1671D3BTL-J4	1550 nm	0.0
22	10GBASE LR	SM	SOURCEPHOTONICS	SPP10SLREDFCJNP	1310 nm	0.0
23	10GBASE LR	SM	FINISAR CORP.	FTLX1471D3BNL-J1	1310 nm	0.0

show chassis pic fpc-slot pic-slot (MX2020 Router with MPC4E)

```

user@host> show chassis pic fpc-slot 14 pic-slot 0
FPC slot 14, PIC slot 2 information:
  Type                4x10GE SFPP
  State                Online
  PIC version          0.0
  Uptime               1 day, 14 hours, 49 minutes, 9 seconds

PIC port information:

```

Port	Cable type	Fiber type	Xcvr vendor	part number	Wave-length	Xcvr
0	10GBASE SR	MM	SumitomoElectric	SPP5100SR-J3	850 nm	0.0
1	10GBASE SR	MM	SumitomoElectric	SPP5100SR-J3	850 nm	0.0

```
3      10GBASE SR          MM      SumitomoElectric  SPP5100SR-J3      850 nm  0.0
```

show chassis pic fpc-slot pic-slot (T1600 Router with 100-Gigabit Ethernet PIC)

```
user@host> run show chassis pic fpc-slot 3 pic-slot 1
FPC slot 3, PIC slot 1 information:
  Type                100GE SLOT1
  ASIC type            Brooklyn 100GE FPGA
  State                Online
  PIC version          1.3
  Uptime               10 minutes, 44 seconds

PIC port information:
  Port  Cable type      Fiber type  Xcvr vendor      Xcvr vendor      Wavelength
      0    10GBASE LR4    SM        Opnext Inc.      TRC5E20ENFSF000F 1310 nm
```

show chassis pic fpc-slot pic-slot lcc (TX Matrix Router)

```
user@host> show chassis pic fpc-slot 1 pic-slot 1 lcc 0
lcc0-re0:
-----
PIC fpc slot 1 pic slot 1 information:
  Type                4x OC-3 SONET, SMIR
  ASIC type            D chip
  State                Online
  PIC version          1.2
  Uptime               5 days, 2 hours, 12 minutes, 8 seconds
```

show chassis pic fpc-slot pic-slot lcc (TX Matrix Plus Router)

```
user@host> show chassis pic pic-slot 0 fpc-slot 8
lcc0-re0:
-----
FPC slot 8, PIC slot 0 information:
  Type                1x 10GE(LAN/WAN)
  State                Online
  Uptime               2 hours, 46 minutes, 23 seconds

PIC port information:
  Port  Cable type      Fiber type  Xcvr vendor      part number      Wavelength
      0    10GBASE ZR      SM        Opnext Inc.      TRF7061BN-LF150 1550 nm
      0    10GBASE ZR      SM        FINISAR CORP.    FTRX-1811-3-J2   1550 nm
```

show chassis pic fpc-slot pic-slot (Next-Generation SONET/SDH SFP)

```
user@host> show chassis pic fpc-slot 4 pic-slot 0
FPC slot 4, PIC slot 0 information:
  Type                4x OC-3 1x OC-12 SFP
  ASIC type            D FPGA
  State                Online
  PIC version          1.3
  Uptime               1 day, 50 minutes, 4 seconds

PIC port information:
  Port  Cable type      Fiber type  Xcvr vendor      Xcvr vendor      Wavelength
      0    OC48 short reach SM        FINISAR CORP.    FTRJ1321P1BTL-J2 1310 nm
```

1	OC3 short reach	MM	OCP	TRPA03MM3BAS-JE	1310 nm
2	OC3 short reach	MM	OCP	TRXA03MM3BAS-JW	1310 nm
3	OC12 inter reach	SM	FINISAR CORP.	FTLF1322P1BTR	1310 nm

show chassis pic fpc-slot pic-slot (12-Port T1/E1)

```

user@host> show chassis pic fpc-slot 0 pic-slot 3
FPC slot 0, PIC slot 3 information:
Type                               12x T1/E1 CE
State                              Online
PIC version                        1.1
CPU load average                   1 percent
Interrupt load average             0 percent
Total DRAM size                   128 MB
Memory buffer utilization          100 percent
Memory heap utilization            4 percent
Uptime                            1 day, 22 hours, 28 minutes, 12 seconds
Internal Clock Synchronization    Normal

```

show chassis pic fpc-slot 0 pic-slot 1 (4x CHOC3 SONET CE SFP)

```

user@host> show chassis pic fpc-slot 0 pic-slot 1
FPC slot 0, PIC slot 1 information:
Type                               4x CHOC3 SONET CE SFP
State                              Online
PIC version                        1.3
CPU load average                   1 percent
Interrupt load average             0 percent
Total DRAM size                   128 MB
Memory buffer utilization          99 percent
Memory heap utilization            4 percent
Uptime                            1 day, 22 hours, 55 minutes, 37 seconds
Internal Clock Synchronization    Normal

```

PIC port information:

Port	Cable type	Fiber type	Xcvr vendor	Xcvr vendor part number	Wavelength
0	OC3 short reach	MM	AVAGO	HFBR-57E0P-JU2	n/a
1	OC3 short reach	MM	AVAGO	HFBR-57E0P-JU2	n/a
3	OC3 long reach	SM	OPNEXT INC	TRF5456AVLB314	1310 nm

show chassis pic fpc-slot 0 pic-slot 0 (SONET/SDH OC3/STM1 [Multi-Rate] MIC with SFP)

```

user@host> show chassis pic fpc-slot 0 pic-slot 0
FPC slot 0, PIC slot 0 information:
Type                               MIC-3D-80C30C12-40C48
State                              Online
PIC version                        1.8
Uptime                            3 days, 22 hours, 3 minutes, 50 seconds

```

PIC port information:

Port	Cable type	Fiber type	Xcvr vendor	Xcvr vendor part number	Wavelength
1	OC12 inter reach	SM	FINISAR CORP	FTRJ1322P1BTR-J3	1310 nm
7	OC12 inter reach	SM	FINISAR CORP	FTRJ1322P1BTR-J3	1310 nm

Multirate Mode Enabled

show chassis pic fpc-slot 3 pic-slot 0 (8-port Channelized SONET/SDH OC3/STM1 [Multi-Rate] MIC with SFP)

```

user@host> show chassis pic fpc-slot 3 pic-slot 0
FPC slot 3, PIC slot 0 information:
Type                               MIC-3D-8CHOC3-4CHOC12

```



```

State                               Online
PIC version                         1.9
Uptime                             1 hour, 21 minutes, 24 seconds

```

PIC port information:

Port	Cable type	Fiber type	Xcvr vendor	Xcvr vendor part number	Wavelength
0	OC12 short reach	SM	FINISAR CORP.	FTRJ1322P1BTR-J3	1310 nm
1	OC12 short reach	SM	FINISAR CORP.	FTRJ1322P1BTR-J3	1310 nm
2	OC12 inter reach	SM	FINISAR CORP.	FTRJ1322P1BTR-J2	1310 nm
4	OC12 short reach	SM	FINISAR CORP.	FTRJ1322P1BTR-J3	1310 nm
5	OC12 short reach	SM	FINISAR CORP.	FTRJ1322P1BTR-J3	1310 nm
6	OC12 short reach	SM	FINISAR CORP.	FTRJ1322P1BTR-J3	1310 nm
7	OC12 short reach	SM	FINISAR CORP.	FTRJ1322P1BTR-J3	1310 nm

show chassis pic fpc-slot 5 pic-slot 0 (4-port Channelized SONET/SDH OC3/STM1 [Multi-Rate] MIC with SFP)

```

user@host> show chassis pic fpc-slot 5 pic-slot 0
FPC slot 5, PIC slot 0 information:
Type                               MIC-3D-4CHOC3-2CHOC12
State                              Online
PIC version                        1.9
Uptime                             1 hour, 21 minutes

```

PIC port information:

Port	Cable type	Fiber type	Xcvr vendor	Xcvr vendor part number	Wavelength
1	OC12 inter reach	SM	FINISAR CORP.	FTRJ1322P1BTR-J3	1310 nm
2	OC12 inter reach	SM	FINISAR CORP.	FTRJ1322P1BTR-J3	1310 nm
3	OC12 short reach	SM	FINISAR CORP.	FTRJ1322P1BTR-J3	1310 nm

show chassis pic fpc-slot 1 pic-slot 0 (1-port OC192/STM64 MIC with XFP)

```

user@host> show chassis pic fpc-slot 1 pic-slot 0
FPC slot 1, PIC slot 0 information:
Type                               MIC-3D-10C192-XFP
State                              Online
PIC version                        1.2
Uptime                             1 day, 11 hours, 4 minutes, 6 seconds

```

PIC port information:

Port	Cable type	Fiber type	Xcvr vendor	Xcvr vendor part number	Wavelength
0	OC192 short reach	n/a	FINISAR CORP.	FTLX1412M3BCL-J3	1310 nm

show chassis pic fpc-slot 1 pic-slot 2 (8-port DS3/E3 MIC)

```

user@host> show chassis pic fpc-slot 1 pic-slot 2
FPC slot 1, PIC slot 2 information:
Type                               MIC-3D-8DS3-E3
State                              Online
PIC version                        1.10
Uptime                             4 days, 1 hour, 29 minutes, 19 seconds
Channelization Mode                Disabled

```

show chassis pic fpc-slot pic-slot (OTN)

```

user@host> show chassis pic fpc-slot 5 pic-slot 0
PIC fpc slot 5 pic slot 0 information:
Type                               1x10GE(LAN),OTN
ASIC type                          H chip
State                              Online

```

```

PIC version          1.0
Uptime              5 minutes, 50 seconds

```

show chassis pic fpc-slot pic-slot (QFX3500 Switch)

```

user@switch> show chassis pic fpc-slot 0 pic-slot 0
FPC slot 0, PIC slot 0 information:
Type 48x 10G-SFP+ Builtin
State Online
Uptime 3 days, 3 hours, 5 minutes, 20 seconds

```

show chassis pic fpc-slot pic-slot (QFX5100 Switches and OCX Series)

```

user@switch> show chassis pic fpc-slot 0 pic-slot 0
FPC slot 0, PIC slot 0 information:
Type                               Unknown Builtin
State                               Online
Uptime                             1 day, 17 hours, 5 minutes, 9 seconds

```

show chassis pic interconnect-device fpc-slot pic-slot (QFabric Systems)

```

user@switch> show chassis pic interconnect-device interconnect1 fpc-slot 9 pic-slot 0
FPC slot 9, PIC slot 0 information:
Type                               16x 40G-GE Builtin
State                               Online
Uptime                             2 hours, 47 minutes, 40 seconds

```

show chassis pic node-device fpc-slot pic-slot (QFabric System)

```

user@switch> show chassis pic node-device node1 pic-slot 0
FPC slot node1, PIC slot 0 information:
Type                               48x 10G-SFP+ Builtin
State                               Online
Uptime                             2 hours, 52 minutes, 37 seconds

```

PIC port information:

Port	Cable type	Fiber type	Xcvr vendor	Xcvr vendor part number	Wavelength
0	10GBASE SR	MM	SumitomoElectric	SPP5101SR-J3	850 nm
1	10GBASE SR	MM	SumitomoElectric	SPP5101SR-J3	850 nm
2	10GBASE SR	MM	SumitomoElectric	SPP5101SR-J3	850 nm
3	10GBASE SR	MM	SumitomoElectric	SPP5101SR-J3	850 nm
4	10GBASE SR	MM	SumitomoElectric	SPP5101SR-J3	850 nm
5	10GBASE SR	MM	SumitomoElectric	SPP5101SR-J3	850 nm
6	10GBASE SR	MM	SumitomoElectric	SPP5101SR-J3	850 nm
7	10GBASE SR	MM	SumitomoElectric	SPP5101SR-J3	850 nm
8	10GBASE SR	MM	SumitomoElectric	SPP5101SR-J3	850 nm
9	10GBASE SR	MM	SumitomoElectric	SPP5101SR-J3	850 nm
10	10GBASE SR	MM	SumitomoElectric	SPP5101SR-J3	850 nm
11	10GBASE SR	MM	SumitomoElectric	SPP5101SR-J3	850 nm
12	10GBASE SR	MM	SumitomoElectric	SPP5101SR-J3	850 nm
13	10GBASE SR	MM	SumitomoElectric	SPP5101SR-J3	850 nm
14	10GBASE SR	MM	SumitomoElectric	SPP5101SR-J3	850 nm
15	10GBASE SR	MM	SumitomoElectric	SPP5101SR-J3	850 nm
16	10GBASE SR	MM	SumitomoElectric	SPP5101SR-J3	850 nm
17	10GBASE SR	MM	SumitomoElectric	SPP5101SR-J3	850 nm
18	10GBASE SR	MM	SumitomoElectric	SPP5101SR-J3	850 nm
19	10GBASE SR	MM	SumitomoElectric	SPP5101SR-J3	850 nm
20	10GBASE SR	MM	SumitomoElectric	SPP5101SR-J3	850 nm
21	10GBASE SR	MM	SumitomoElectric	SPP5101SR-J3	850 nm
22	10GBASE SR	MM	SumitomoElectric	SPP5101SR-J3	850 nm
23	10GBASE SR	MM	SumitomoElectric	SPP5101SR-J3	850 nm

24	10GBASE SR	MM	SumitomoElectric	SPP5101SR-J3	850 nm
25	10GBASE SR	MM	SumitomoElectric	SPP5101SR-J3	850 nm
26	10GBASE SR	MM	SumitomoElectric	SPP5101SR-J3	850 nm
27	10GBASE SR	MM	SumitomoElectric	SPP5101SR-J3	850 nm
28	10GBASE SR	MM	SumitomoElectric	SPP5101SR-J3	850 nm
29	10GBASE SR	MM	SumitomoElectric	SPP5101SR-J3	850 nm
30	10GBASE SR	MM	SumitomoElectric	SPP5101SR-J3	850 nm
31	10GBASE SR	MM	SumitomoElectric	SPP5101SR-J3	850 nm
32	10GBASE SR	MM	SumitomoElectric	SPP5101SR-J3	850 nm
33	10GBASE SR	MM	SumitomoElectric	SPP5101SR-J3	850 nm
34	10GBASE SR	MM	SumitomoElectric	SPP5101SR-J3	850 nm
35	10GBASE SR	MM	SumitomoElectric	SPP5101SR-J3	850 nm
36	10GBASE SR	MM	SumitomoElectric	SPP5101SR-J3	850 nm
37	10GBASE SR	MM	SumitomoElectric	SPP5101SR-J3	850 nm
38	10GBASE SR	MM	SumitomoElectric	SPP5101SR-J3	850 nm
39	10GBASE SR	MM	SumitomoElectric	SPP5101SR-J3	850 nm
40	10GBASE SR	MM	SumitomoElectric	SPP5101SR-J3	850 nm
41	10GBASE SR	MM	SumitomoElectric	SPP5101SR-J3	850 nm
42	10GBASE SR	MM	SumitomoElectric	SPP5101SR-J3	850 nm
43	10GBASE SR	MM	SumitomoElectric	SPP5101SR-J3	850 nm
44	10GBASE SR	MM	SumitomoElectric	SPP5101SR-J3	850 nm
45	10GBASE SR	MM	SumitomoElectric	SPP5101SR-J3	850 nm
46	10GBASE SR	MM	SumitomoElectric	SPP5101SR-J3	850 nm
47	10GBASE SR	MM	SumitomoElectric	SPP5101SR-J3	850 nm

show chassis pic fpc-slot 0 pic-slot 1 (ACX2000 Universal Access Router)

```

user@host> show chassis pic fpc-slot 0 pic-slot 1
FPC slot 0, PIC slot 1 information:
  Type                8x 1GE(LAN) RJ45 Built-in
  State                Online
  Uptime               6 days, 2 hours, 51 minutes, 11 seconds

```

show chassis pic FPC-slot 1 PIC-slot 0 (MX Routers with Media Services Blade [MSB])

```

user@switch> show chassis pic fpc-slot 1 pic-slot 0
FPC slot 1, PIC slot 0 information:
  Type                AS-MSC
  State                Online
  PIC version          1.6
  Uptime               11 hours, 17 minutes, 56 seconds

```

show chassis pic FPC slot 1, PIC slot 2 (MX Routers with Media Services Blade [MSB])

```

user@switch> show chassis pic fpc-slot 1 pic-slot 2
  Type                AS-MXC
  State                Online
  PIC version          1.0
  Uptime               11 hours, 18 minutes, 3 seconds

```

show chassis pic transport fpc-slot pic-slot (PTX Series Packet Transport Routers)

```

user@host> show chassis pic transport fpc-slot 2 pic-slot 0
Administrative State:  In Service
Operational State:    Normal

```

show chassis pic transport fpc-slot pic-slot (MX960 Router with MPC3E and 100-Gigabit DWDM OTN MIC)

```

user@host> show chassis pic transport fpc-slot 3 pic-slot 0

```

```

Administrative State:    In Service
Operational State:      Normal

```

show chassis pic fpc-slot 0 pic-slot 0 (ACX5096 Router)

```

user@host> show chassis pic fpc-slot 0 pic-slot 0
FPC slot 0, PIC slot 0 information:
  Type          96x10G-8x40G
  State          Online
  PIC version    2.9
  Uptime        21 hours, 28 minutes, 13 seconds

```

PIC port information:

			Fiber		Xcvr vendor	Wave-	Xcvr
Port	Cable type		type	Xcvr vendor	part number	length	
Firmware							
0	10GBASE SR	MM	FINISAR CORP.	FTLX8571D3BCL-J1	850 nm	0.0	
1	10GBASE LR	SM	FINISAR CORP.	FTLX1471D3BCL-J1	1310 nm	0.0	
3	10GBASE SR	MM	FINISAR CORP.	FTLX8571D3BNL-J1	850 nm	0.0	
4	10GBASE SR	MM	SumitomoElectric	SPP5100SR-J3	850 nm	0.0	
5	10GBASE SR	MM	FINISAR CORP.	FTLX8571D3BNL-J1	850 nm	0.0	
6	10GBASE SR	MM	FINISAR CORP.	FTLX8571D3BNL-J1	850 nm	0.0	
7	10GBASE SR	MM	FINISAR CORP.	FTLX8571D3BNL-J1	850 nm	0.0	
8	10GBASE SR	MM	FINISAR CORP.	FTLX8571D3BNL-J1	850 nm	0.0	
9	10GBASE SR	MM	FINISAR CORP.	FTLX8571D3BNL-J1	850 nm	0.0	
10	10GBASE SR	MM	OPNEXT, INC.	TRS2001EN-0014	850 nm	0.0	
11	10GBASE SR	MM	SumitomoElectric	SPP5100SR-J3	850 nm	0.0	
12	10GBASE SR	MM	FINISAR CORP.	FTLX8571D3BNL-J1	850 nm	0.0	
13	10GBASE SR	MM	FINISAR CORP.	FTLX8571D3BCL-J1	850 nm	0.0	
14	10GBASE SR	MM	SumitomoElectric	SPP5100SR-J3	850 nm	0.0	
15	10GBASE SR	MM	FINISAR CORP.	FTLX8571D3BNL-J1	850 nm	0.0	
16	10GBASE SR	MM	FINISAR CORP.	FTLX8571D3BNL-J1	850 nm	0.0	
17	10GBASE SR	MM	FINISAR CORP.	FTLX8571D3BNL-J1	850 nm	0.0	
18	10GBASE SR	MM	FINISAR CORP.	FTLX8571D3BCL-J1	850 nm	0.0	
19	10GBASE LR	SM	FINISAR CORP.	FTLX1471D3BCL-J1	1310 nm	0.0	
20	10GBASE LR	SM	FINISAR CORP.	FTLX1471D3BNL-J1	1310 nm	0.0	
21	10GBASE SR	MM	SumitomoElectric	SPP5100SR-J3	850 nm	0.0	
22	10GBASE SR	MM	FINISAR CORP.	FTLX8571D3BNL-J1	850 nm	0.0	

23	10GBASE SR	MM	SumitomoElectric	SPP5100SR-J3	850 nm	0.0
24	10GBASE SR	MM	FINISAR CORP.	FTLX8571D3BCL-J1	850 nm	0.0
25	10GBASE USR	MM	FINISAR CORP.	FTLX8570D3BCL-J1	850 nm	0.0
26	10GBASE SR	MM	FINISAR CORP.	FTLX8571D3BNL-J1	850 nm	0.0
27	10GBASE SR	MM	FINISAR CORP.	FTLX8571D3BCL-J1	850 nm	0.0
28	10GBASE SR	MM	FINISAR CORP.	FTLX8571D3BNL-J1	850 nm	0.0
29	GIGE 1000SX	MM	FINISAR CORP.	FTLF8519P3BNL-J1	850 nm	0.0
31	10GBASE SR	MM	FINISAR CORP.	FTLX8571D3BNL-J1	850 nm	0.0
32	10GBASE SR	MM	SumitomoElectric	SPP5100SR-J3	850 nm	0.0
33	10GBASE SR	MM	FINISAR CORP.	FTLX8571D3BCL-J1	850 nm	0.0
34	10GBASE SR	MM	SumitomoElectric	SPP5100SR-J3	850 nm	0.0
35	10GBASE USR	MM	FINISAR CORP.	FTLX8570D3BCL-J1	850 nm	0.0
36	10GBASE USR	MM	FINISAR CORP.	FTLX8570D3BCL-J1	850 nm	0.0
37	10GBASE SR	MM	FINISAR CORP.	FTLX8571D3BNL-J1	850 nm	0.0
38	10GBASE SR	MM	FINISAR CORP.	FTLX8571D3BCL-J1	850 nm	0.0
40	GIGE 1000LX10	SM	FINISAR CORP.	FTLF1318P2BTL-J1	1310 nm	0.0
41	10GBASE LR	SM	OPNEXT, INC	TRS5021EN-S201	1310 nm	0.0
42	10GBASE LR	SM	FINISAR CORP.	FTLX1471D3BCL-J1	1310 nm	0.0
43	10GBASE LR	SM	SumitomoElectric	SPP5100LR-J3	1310 nm	0.0
44	10GBASE LR	SM	SumitomoElectric	SPP5100LR-J3	1310 nm	0.0
45	10GBASE LR	SM	FINISAR CORP.	FTLX1471D3BCL-J1	1310 nm	0.0
46	10GBASE LR	SM	FINISAR CORP.	FTLX1471D3BCL-J1	1310 nm	0.0
47	10GBASE SR	MM	FINISAR CORP.	FTLX8571D3BNL-J1	850 nm	0.0
48	10GBASE SR	MM	SumitomoElectric	SPP5100SR-J3	850 nm	0.0
49	10GBASE SR	MM	FINISAR CORP.	FTLX8571D3BNL-J1	850 nm	0.0
50	10GBASE SR	MM	FINISAR CORP.	FTLX8571D3BNL-J1	850 nm	0.0
51	10GBASE SR	MM	FINISAR CORP.	FTLX8571D3BCL-J1	850 nm	0.0
52	10GBASE SR	MM	FINISAR CORP.	FTLX8571D3BCL-J1	850 nm	0.0
53	10GBASE SR	MM	FINISAR CORP.	FTLX8571D3BCL-J1	850 nm	0.0
54	10GBASE SR	MM	FINISAR CORP.	FTLX8571D3BCL-J1	850 nm	0.0
55	10GBASE SR	MM	FINISAR CORP.	FTLX8571D3BCL-J1	850 nm	0.0

56	10GBASE SR	MM	FINISAR CORP.	FTLX8571D3BCL-J1	850 nm	0.0
57	10GBASE SR	MM	FINISAR CORP.	FTLX8571D3BCL-J1	850 nm	0.0
58	10GBASE SR	MM	FINISAR CORP.	FTLX8571D3BCL-J1	850 nm	0.0
59	10GBASE SR	MM	FINISAR CORP.	FTLX8571D3BCL-J1	850 nm	0.0
60	10GBASE SR	MM	FINISAR CORP.	FTLX8571D3BCL-J1	850 nm	0.0
61	10GBASE SR	MM	FINISAR CORP.	FTLX8571D3BCL-J1	850 nm	0.0
62	10GBASE SR	MM	FINISAR CORP.	FTLX8571D3BCL-J1	850 nm	0.0
63	10GBASE SR	MM	FINISAR CORP.	FTLX8571D3BCL-J1	850 nm	0.0
64	10GBASE SR	MM	FINISAR CORP.	FTLX8571D3BCL-J1	850 nm	0.0
65	10GBASE SR	MM	FINISAR CORP.	FTLX8571D3BCL-J1	850 nm	0.0
66	10GBASE SR	MM	SumitomoElectric	SPP5200SR-J6-M	850 nm	0.0
67	10GBASE SR	MM	FINISAR CORP.	FTLX8571D3BCL-J1	850 nm	0.0
68	10GBASE SR	MM	FINISAR CORP.	FTLX8571D3BCL-J1	850 nm	0.0
69	10GBASE SR	MM	FINISAR CORP.	FTLX8571D3BCL-J1	850 nm	0.0
70	10GBASE SR	MM	FINISAR CORP.	FTLX8571D3BCL-J1	850 nm	0.0
71	10GBASE LR	SM	FINISAR CORP.	FTLX1471D3BNL-J1	1310 nm	0.0
72	10GBASE LR	SM	FINISAR CORP.	FTLX1471D3BCL-J1	1310 nm	0.0
73	10GBASE SR	MM	FINISAR CORP.	FTLX8571D3BCL-J1	850 nm	0.0
74	10GBASE SR	MM	FINISAR CORP.	FTLX8571D3BCL-J1	850 nm	0.0
75	10GBASE SR	MM	FINISAR CORP.	FTLX8571D3BCL-J1	850 nm	0.0
76	10GBASE SR	MM	SumitomoElectric	SPP5100SR-J3	850 nm	0.0
77	10GBASE USR	MM	OPNEXT, INC.	TRS20A0EN-0014	850 nm	0.0
78	10GBASE USR	MM	OPNEXT, INC.	TRS20A0EN-0014	850 nm	0.0
79	10GBASE LRM	MM	OPNEXT INC	TRS5001EN-0014	1310 nm	0.0
80	10GBASE LRM	MM	OPNEXT INC	TRS5001EN-0014	1310 nm	0.0
81	10GBASE USR	MM	OPNEXT, INC.	TRS20A0EN-0014	850 nm	0.0
82	10GBASE USR	MM	OPNEXT, INC.	TRS20A0EN-0014	850 nm	0.0
83	10GBASE USR	MM	OPNEXT, INC.	TRS20A0EN-0014	850 nm	0.0
84	10GBASE USR	MM	OPNEXT, INC.	TRS20A0EN-0014	850 nm	0.0
85	10GBASE LR	SM	OPNEXT, INC	TRS5021EN-S201	1310 nm	0.0

86	10GBASE ER	SM	OPNEXT,INC	TRS7050EN-S201	1550 nm	0.0
87	10GBASE LRM	MM	OPNEXT INC	TRS5001EN-0014	1310 nm	0.0
88	10GBASE LRM	MM	OPNEXT INC	TRS5001EN-0014	1310 nm	0.0
89	10GBASE LRM	MM	OPNEXT INC	TRS5001EN-0014	1310 nm	0.0
90	10GBASE LRM	MM	OPNEXT INC	TRS5001EN-0014	1310 nm	0.0
91	10GBASE USR	MM	FINISAR CORP.	FTLX8570D3BCL-J1	850 nm	0.0
92	10GBASE USR	MM	FINISAR CORP.	FTLX8570D3BCL-J1	850 nm	0.0
93	10GBASE LR	SM	SumitomoElectric	SPP5100LR-J3	1310 nm	0.0
94	10GBASE LR	SM	FINISAR CORP.	FTLX1471D3BNL-J1	1310 nm	0.0
95	10GBASE SR	MM	FINISAR CORP.	FTLX8571D3BNL-J1	850 nm	0.0
96	40GBASE SR4	MM	AVAGO	AFBR-79E4Z-D-JU1	850 nm	0.0
97	40GBASE SR4	MM	AVAGO	AFBR-79E4Z-D-JU1	850 nm	0.0
98	40GBASE SR4	MM	AVAGO	AFBR-79EQDZ-JU1	850 nm	0.0
99	40GBASE SR4	MM	AVAGO	AFBR-79EQDZ-JU1	850 nm	0.0
100	40GBASE CU 1M	n/a	Molex Inc.	1110409055	n/a	0.0
101	40GBASE CU 1M	n/a	Molex Inc.	1110409055	n/a	0.0
102	40GBASE CU 1M	n/a	Molex Inc.	1110409055	n/a	0.0
103	40GBASE CU 1M	n/a	Molex Inc.	1110409055	n/a	0.0

show chassis pic fpc-slot 0 pic-slot 0 (ACX5048 Router)

```
user@host> show chassis pic fpc-slot 0 pic-slot 0
```

```
FPC slot 0, PIC slot 0 information:
```

```

Type          96x10G-8x40G
State          Online
PIC version    2.9
Uptime        1 day, 5 hours, 27 minutes, 25 seconds

```

```
PIC port information:
```

		Fiber	Xcvr vendor	Wave-	Xcvr
Port	Cable type	type	Xcvr vendor	part number	length
0	10GBASE SR	MM	FINISAR CORP.	FTLX8571D3BCL-J1	850 nm 0.0
10	GIGE 1000SX	MM	FINISAR CORP.	FTLF8519P3BNL-J1	850 nm 0.0
14	10GBASE SR	MM	FINISAR CORP.	FTLX8571D3BNL-J1	850 nm 0.0
20	10GBASE SR	MM	FINISAR CORP.	FTLX8571D3BCL-J1	850 nm 0.0
30	GIGE 1000SX	MM	FINISAR CORP.	FTLF8519P2BNL-J1	850 nm 0.0

41	10GBASE SR	MM	OPNEXT, INC.	TRS2001EN-0014	850 nm	0.0
46	GIGE 1000SX	MM	FINISAR CORP.	FTLF8519P2BNL-J1	850 nm	0.0
64	10GBASE SR	MM	FINISAR CORP.	FTLX8571D3BNL-J1	850 nm	0.0
78	GIGE 1000SX	MM	AVAGO	AFBR-5715PZ-JU2	850 nm	0.0
96	40GBASE SR4	MM	AVAGO	AFBR-79EQDZ-JU1	850 nm	0.0
99	40GBASE SR4	MM	AVAGO	AFBR-79EQDZ-JU1	850 nm	0.0
100	40GBASE SR4	MM	AVAGO	AFBR-79EQDZ-JU1	850 nm	0.0

show chassis pic fpc-slot 0 pic-slot 0 (ACX500 Router)

```

user@host> show chassis pic fpc-slot 0 pic-slot 0
FPC slot 0, PIC slot 0 information:
Type                2x 1GE(LAN) SFP Builtin
State               Online
Uptime              17 hours, 54 minutes, 45 seconds

```

show chassis pic fpc-slot 0 pic-slot 1 (ACX500 Router)

```

user@host> show chassis pic fpc-slot 0 pic-slot 1
FPC slot 0, PIC slot 1 information:
Type                4x 1GE(LAN) RJ45, SFP Builtin
State               Online
Uptime              17 hours, 54 minutes, 45 seconds

```

show chassis pic transport fpc-slot pic-slot (PTX Series Packet Transport Routers)

```

user@host> show chassis pic transport fpc-slot 2 pic-slot 0
Administrative State: In Service
Operational State: Normal

```

show chassis pic transport fpc-slot pic-slot (MX960 Router with MPC3E and 100-Gigabit DWDM OTN MIC)

```

user@host> show chassis pic transport fpc-slot 3 pic-slot 0
Administrative State: In Service
Operational State: Normal

```


CHAPTER 14

Operational Commands: Layer 2 Port-Mirroring Instances

- `show forwarding-options port-mirroring`

show forwarding-options port-mirroring

Syntax	show forwarding-options port-mirroring <terse detail> <instance-name>
Release Information	Command introduced in Junos OS Release 9.6. Command introduced in Junos OS Release 12.3R2 for EX Series switches.
Description	Display current state of port-mirroring instances.
Options	terse detail —(Optional) Display the specified level of output. instance-name —(Optional) Display a single port-mirroring instance.
Required Privilege Level	view
Related Documentation	
List of Sample Output	show forwarding-options port-mirroring terse on page 411 show forwarding-options port-mirroring detail on page 411
Output Fields	Table 11 on page 410 lists the output fields for the show forwarding-options port-mirroring command. Output fields are listed in the approximate order in which they appear.

Table 11: show forwarding-options port-mirroring Output Fields

Field Name	Field Description	Level of Output
Instance Name	Name of port-mirroring instance.	All levels
Instance Id	Instance identification number.	All levels
State	Instance state, either up or down .	All levels
Input parameters		
Rate	Rate (ratio of packets sampled).	detail
Run-length	Run length (number of consecutive packets sampled).	detail
Maximum-packet-length	Maximum packet length.	detail
Output parameters		
Family	Protocol family.	detail
State	Instance state, either up or down .	detail
Destination	Destination (next-hop group name).	detail

Sample Output

show forwarding-options port-mirroring terse

```
user@host> show forwarding-options port-mirroring terse
Instance Name      Instance Id  State
&global_instance   1          up
inst1              2          up
```

show forwarding-options port-mirroring detail

```
user@host> show forwarding-options port-mirroring detail
Instance Name: &global_instance
Instance Id: 1      State: up
  Input parameters:
    Rate:          10
    Run-length:     4
    Maximum-packet-length: 0
  Output parameters:
    Family: inet    State: up Destination: inet_nhg
    Family: vpls/eth-switch State: up Destination: vpls_nhg


Instance Name: inst1
Instance Id: 2      State: up
  Input parameters:
    Rate:          1
    Run-length:     0
    Maximum-packet-length: 200
  Output parameters:
    Family: inet    State: up Destination: inet_nhg
    Family: vpls/eth-switch State: down Destination: vpls_nhg_2
```


CHAPTER 15

Operational Commands: Firewall Filter Statistics and Logs

- `clear firewall`
- `show firewall`
- `show firewall log`

clear firewall

List of Syntax	Syntax on page 414 Syntax (EX Series Switches) on page 414
Syntax	clear firewall (all counter <i>counter-name</i> filter <i>filter-name</i> log (all <i>logical-system-name</i>) logical-system <i>logical-system-name</i>)
Syntax (EX Series Switches)	clear firewall (all counter <i>counter-name</i> filter <i>filter-name</i> log (all <i>logical-system-name</i>) policer counter (all counter-id <i>counter-index</i>))
Release Information	<p>Command introduced before Junos OS Release 7.4.</p> <p>Command introduced in Junos OS Release 9.0 for EX Series switches.</p> <p>logical-system option introduced in Junos OS Release 9.3.</p> <p>log option introduced before Junos OS Release 11.4.</p>
Description	<p>Clear statistics about configured firewall filters.</p> <p>When you clear the counters of a filter, this impacts not only the counters shown by the CLI, but also the ones tracked by SNMP2.</p> <p>Subscriber management uses firewall filters to capture and report the volume-based service accounting counters that are used for subscriber billing. The clear firewall command also clears the service accounting counters that are reported to the RADIUS accounting server. For this reason, you must be cautious in specifying which firewall statistics you want to clear.</p>
<div>  <p>NOTE: The clear firewall command cannot be used to clear the Routing Engine filter counters on a backup Routing Engine that is enabled for graceful Routing Engine switchover (GRES).</p> </div>	
<p>If you clear statistics for firewall filters that are applied to Trio-based DPCs and that also use the prefix-action action on matched packets, wait at least 5 seconds before you enter the show firewall prefix-action-stats command. A 5-second pause between issuing the clear firewall and show firewall prefix-action-stats commands avoids a possible timeout of the show firewall prefix-action-stats command.</p>	
Options	<p>all—Clear the packet and byte counts for all filters. On EX Series switches, this option also clears the packet counts for all policer counters.</p> <p>counter <i>counter-name</i>—Clear the packet and byte counts for a filter counter that has been configured with the counter firewall filter action.</p> <p>filter <i>filter-name</i>—Clear the packet and byte counts for the specified firewall filter.</p> <p>log (all <i>logical-system-name</i>)—Clear log entries for IPv4 firewall filters that have then log as an action. Use log all to clear all log entries or log <i>logical-system-name</i> to clear log entries for the specified logical system.</p>

logical-system *logical-system-name*—Clear the packet and byte counts for the specified logical system.

policer counter (**all** | **counter-id** *counter-index*)—(EX8200 switches only) Clear all policer counters using the **policer counter all** command, or clear a specific policer counter using the **policer counter counter-id** *counter-index* command. The value of *counter-index* can be 0, 1, or 2.

Required Privilege Level

clear

Related Documentation

- [show firewall on page 416](#)

List of Sample Output

[clear firewall all on page 415](#)
[clear firewall \(counter counter-name\) on page 415](#)
[clear firewall \(filter filter-name\) on page 415](#)
[clear firewall \(policer counter all\) \(EX8200 Switch\) on page 415](#)
[clear firewall \(policer counter counter-id counter-index\) \(EX8200 Switch\) on page 415](#)

Sample Output

clear firewall all

```
user@host> clear firewall all
```

clear firewall (counter counter-name)

```
user@host> clear firewall counter port-filter-counter
```

clear firewall (filter filter-name)

```
user@host> clear firewall filter ingress-port-filter
```

clear firewall (policer counter all) (EX8200 Switch)

```
user@switch> clear firewall policer counter all
```

clear firewall (policer counter counter-id counter-index) (EX8200 Switch)

```
user@switch> clear firewall policer counter counter-id 0
```

show firewall

List of Syntax	Syntax on page 416 Syntax (EX Series Switches) on page 416
Syntax	<pre>show firewall <counter <i>counter-name</i>> <detail> <filter (<i>filter-name</i> regex <i>regular-expression</i>)> <log> <logical-system (all <i>logical-system-name</i>)> <terse></pre>
Syntax (EX Series Switches)	<pre>show firewall <counter <i>counter-name</i>> <detail> <filter <i>filter-name</i>> <log <(detail interface <i>interface-name</i>)>> <policer counters <(detail counter-id <i>counter-index</i> <detail>)>> <terse></pre>
Release Information	<p>Command introduced before Junos OS Release 7.4.</p> <p>Command introduced in Junos OS Release 9.0 for EX Series switches.</p> <p>Option logical-system introduced in Junos OS Release 9.3.</p> <p>Option terse introduced in Junos OS Release 9.4.</p> <p>Option policer counters introduced in Junos OS Release 12.2 for EX Series switches.</p> <p>Option detail introduced in Junos OS Release 12.3 for EX Series switches.</p> <p>Option detail introduced in Junos OS Release 14.1 for MX Series routers.</p> <p>Option regex <i>regular-expression</i> introduced in Junos OS Release 14.2.</p>
Description	Display enhanced statistics and counters for all configured firewall filters.
Options	<p>none—(Optional) Display statistics and counters for all configured firewall filters and counters. For EX Series switches, this command also displays statistics about all configured policers.</p> <p>counter <i>counter-name</i>—(Optional) Name of a filter counter.</p> <p>detail—(EX Series switches and MX Series routers only) (Optional) Display firewall filter statistics and enhanced policer statistics and counters.</p> <p>filter <i>filter-name</i>—(Optional) Name of a configured filter.</p> <p>filter regex <i>regular-expression</i>—(Optional) Regular expression that matches the names of a subset of filters.</p> <p>logical-system (all <i>logical-system-name</i>)—(Optional) Perform this operation on all logical systems or on a particular logical system.</p> <p>log—(Optional) Display log entries for firewall filters.</p>

log <(detail | interface *interface-name*)>—(EX Series switches only) (Optional) Display detailed log entries of firewall activity or log information about a specific interface.

policer counters <(detail | counter-id *counter-index* <detail>)>—(EX8200 switches only) (Optional) Display enhanced policer counter statistics in brief or in detail.

terse—(Optional) Display firewall filter names only.

Required Privilege Level

view

Related Documentation

- [clear firewall on page 414](#)
- [show firewall log on page 423](#)
- *Verifying That Firewall Filters Are Operational*
- *Verifying That Policers Are Operational*
- *show policer*
- *Enhanced Policer Statistics Overview*
- *enhanced-policer*

List of Sample Output

[show firewall filter \(MX Series Router and EX Series Switch\) on page 420](#)
[show firewall filter \(non MX Series Router and EX Series Switch\) on page 420](#)
[show firewall filter \(Dynamic Input Filter\) on page 420](#)
[show firewall \(Logical Systems\) on page 420](#)
[show firewall \(counter counter-name\) on page 421](#)
[show firewall log on page 421](#)
[show firewall policer counters \(EX8200 Switch\) on page 421](#)
[show firewall policer counters \(detail\) \(EX8200 Switch\) on page 421](#)
[show firewall policer counters \(counter-id counter-index\) \(EX8200 Switch\) on page 422](#)
[show firewall policer counters \(counter-id counter-index detail\) \(EX8200 Switch\) on page 422](#)
[show firewall detail on page 422](#)

Output Fields

[Table 12 on page 418](#) lists the output fields for the **show firewall** command. Output fields are listed in the approximate order in which they appear.

Table 12: show firewall Output Fields

Field Name	Field Description
Filter	<p>Name of a filter that has been configured with the filter statement at the [edit firewall] hierarchy level.</p> <p>Except on EX Series switches:</p> <ul style="list-style-type: none"> When an interface-specific filter is displayed, the name of the filter is followed by the full interface name and by either -i for an input filter or -o for an output filter. When dynamic filters are displayed, the name of the filter is followed by the full interface name and by either -in for an input filter or -out for an output filter. When a logical system-specific filter is displayed, the name of the filter is prefixed with two underscore (__) characters and the name of the logical system (for example, __ls1/filter1). When a service filter is displayed that uses a service set, the separator between the service-set name and the service-filter name is a semicolon (:). <p>NOTE: For bridge family filter, the ip-protocol match criteria is supported only for IPv4 and not for IPv6. This is applicable for line cards that support the Junos Trio chipset, such as the MX 3D MPC line cards.</p>
Counters	<p>Display filter counter information:</p> <ul style="list-style-type: none"> Name—Name of a filter counter that has been configured with the counter firewall filter action. Bytes—Number of bytes that match the filter term under which the counter action is specified. Packets—Number of packets that matched the filter term under which the counter action is specified. <p>NOTE: On M and T Series routers, firewall filters cannot count ip-options packets on a per option type and per interface basis. A limited work around is to use the show pfe statistics ip options command to see ip-options statistics on a per Packet Forwarding Engine (PFE) basis. See <i>show pfe statistics ip</i> for sample output.</p>
Policers	<p>Display policer information:</p> <ul style="list-style-type: none"> Name—Name of policer. Bytes—(For two-color policers on MX Series routers and EX Series switches, and for hierarchical policers on interfaces hosted on MICs and MPCs in MX Series routers) Number of bytes that match the filter term under which the policer action is specified. This is only the number out-of-specification (out-of-spec) byte counts, not all the bytes in all packets policed by the policer. For other combinations of policer type, device, and line card type, this field is blank. Packets—Number of packets that matched the filter term under which the policer action is specified. This is only the number of out-of-specification (out-of-spec) packet counts, not all packets policed by the policer.
Policer Counter Index	(EX8200 switch only) Global management counter ID. The counter ID value (<i>counter-index</i>) can be 0, 1, or 2.
Green	(EX8200 switch only) Number of packets within the limits. The number of packets is smaller than the committed information rate (CIR).
Yellow	(EX8200 switch only) Number of packets partially within the limits. The number of packets is greater than the CIR, but the burst size is within the excess burst size (EBS) limit.

Table 12: show firewall Output Fields (*continued*)

Field Name	Field Description
Discard	(EX8200 switch only) Number of discarded packets.
Bytes	(EX8200 switch only) Number of green, yellow, red, or discarded packets in bytes.
Packets	(EX8200 switch only) Number of green, yellow, red, or discarded packets.
Filter name	(EX8200 switch only) Name of the filter with a term associated to a policer.
Term name	(EX8200 switch only) Name of the term associated with a policer.
Policer name	(EX8200 switch only) Name of the policer that is associated with a global management counter.
P1-t1	<ul style="list-style-type: none"> • OOS packet statistics for packets that are marked out-of-specification (out-of-spec) by the policer. Changes to all packets that have out-of-spec actions, such as discard, color marking, or forwarding-class, are included in this counter. • Offered packet statistics for traffic subjected to policing. • Transmitted packet statistics for traffic that is not discarded by the policer. When the policer action is discard, the statistics are the same as the in-spec statistics; when the policer action is non-discard (loss-priority or forwarding-class), the statistics are included in this counter.

Sample Output

show firewall filter (MX Series Router and EX Series Switch)

```

user@host> show firewall filter test
Filter: test
Counters:
Name          Bytes          Packets
Counter-1      0              0
Counter-2      0              0
Policers:
Name          Bytes          Packets
Policer-1     2770           70

```

show firewall filter (non MX Series Router and EX Series Switch)

```

user@host> show firewall filter test
Filter: test
Counters:
Name          Bytes          Packets
Counter-1      0              0
Counter-2      0              0
Policers:
Name          Bytes          Packets
Policer-1     70

```

show firewall filter (Dynamic Input Filter)

```

user@host> show firewall filter dfwd-ge-5/0/0.1-in
Filter: dfwd-ge-5/0/0.1-in
Counters:
Name          Bytes          Packets
c1-ge-5/0/0.1-in 0              0

```

show firewall (Logical Systems)

```

user@host> show firewall

Filter: __lr1/test
Counters:
Name          Bytes          Packets
icmp          420            5
Filter: __default_bpdu_filter__
Filter: __lr1/inet_filter1
Counters:
Name          Bytes          Packets
inet_tcp_count 0              0
inet_udp_count 0              0
Filter: __lr1/inet_filter2
Counters:
Name          Bytes          Packets
inet_icmp_count 0              0
inet_pim_count 0              0
Filter: __lr2/inet_filter1
Counters:
Name          Bytes          Packets
inet_tcp_count 0              0
inet_udp_count 0              0

```

show firewall (counter counter-name)

```

user@host> show firewall counter icmp-counter
Filter: ingress-port-voip-class-filter
Counters:
Name                                     Bytes      Packets
icmp-counter                             0           0

```

show firewall log

```

user@host> show firewall log
Log :

Time      Filter  Action Interface  Protocol  Src Addr
      Dest Addr
08:00:53  pfe      R    ge-1/0/1.0  ICMP      192.168.3.5
      192.168.3.4
08:00:52  pfe      R    ge-1/0/1.0  ICMP      192.168.3.5
      192.168.3.4
08:00:51  pfe      R    ge-1/0/1.0  ICMP      192.168.3.5
      192.168.3.4
08:00:50  pfe      R    ge-1/0/1.0  ICMP      192.168.3.5
      192.168.3.4
08:00:49  pfe      R    ge-1/0/1.0  ICMP      192.168.3.5
      192.168.3.4
08:00:48  pfe      R    ge-1/0/1.0  ICMP      192.168.3.5
      192.168.3.4
08:00:47  pfe      R    ge-1/0/1.0  ICMP      192.168.3.5
      192.168.3.4

```

show firewall policer counters (EX8200 Switch)

```

user@switch> show firewall policer counters
Policer Counter Index 0:

Bytes      Packets
Green:      73      15914
Yellow:     9      1962
Discard:    119     25942

Policer Counter Index 1:

Bytes      Packets
Green:      0      0
Yellow:     0      0
Discard:    0      0

Policer Counter Index 2:

Bytes      Packets
Green:      0      0
Yellow:     0      0
Discard:    0      0

```

show firewall policer counters (detail) (EX8200 Switch)

```

user@switch> show firewall policer counters detail
Policer Counter Index 0:

Bytes      Packets
Green:      73      15914
Yellow:     9      1962
Discard:    119     25942

```

Filter name	Term name	Policer name
myfilter	polcr-term-1	myfilter-polcr-1
inet-filter-ae	ae-snmp	policer-1
inet-filter-ae	ae-ssh	policer-2

Policer Counter Index 1:

	Bytes	Packets
Green:	0	0
Yellow:	0	0
Discard:	0	0

Filter name	Term name	Policer name
-------------	-----------	--------------

Policer Counter Index 2:

	Bytes	Packets
Green:	0	0
Yellow:	0	0
Discard:	0	0

Filter name	Term name	Policer name
-------------	-----------	--------------

show firewall policer counters (counter-id counter-index) (EX8200 Switch)

```
user@switch> show firewall policer counters counter-id 0
```

Policer Counter Index 0:

	Bytes	Packets
Green:	73	15914
Yellow:	9	1962
Discard:	119	25942

show firewall policer counters (counter-id counter-index detail) (EX8200 Switch)

```
user@switch> show firewall policer counters counter-id 0 detail
```

Policer Counter Index 0:

	Bytes	Packets
Green:	73	15914
Yellow:	9	1962
Discard:	119	25942

Filter name	Term name	Policer name
myfilter	polcr-term-1	myfilter-polcr-1
inet-filter-ae	ae-snmp	policer-1
inet-filter-ae	ae-ssh	policer-2

show firewall detail

```
user@host> show firewall detail
```

```
Filter: __default_bpdu_filter__
```

```
Filter: foo
```

```
Counters:
```

Name	Bytes	Packets
c1	17652140	160474

```
Policers:
```

Name	Bytes	Packets
P1-t1		
OOS	0	18286
Offered	0	18446744073709376546
Transmitted	0	18446744073709358260

show firewall log

List of Syntax	Syntax on page 423 Syntax (EX Series Switches) on page 423
Syntax	<pre>show firewall log <detail> <extensive> <interface <i>interface-name</i>> <logical-system (<i>logical-system-name</i> all)></pre>
Syntax (EX Series Switches)	<pre>show firewall log <detail> <interface <i>interface-name</i>></pre>
Release Information	<p>Command introduced before Junos OS Release 7.4.</p> <p>Command introduced in Junos OS Release 9.0 for EX Series switches.</p> <p>extensive option introduced in Junos OS Release 16.1.</p> <p>logical-system option introduced in Junos OS Release 9.3.</p>
Description	Display log information about firewall filters.
Options	<p>none—Display log information about firewall filters.</p> <p>detail—(Optional) Display detailed information.</p> <p>extensive—(Optional) Display hex dump of packet captured by log action.</p> <p>interface <i>interface-name</i>—(Optional) Display log information about a specific interface.</p> <p>logical-system (<i>logical-system-name</i> all)—(Optional) Perform this operation on all logical systems or on a particular system.</p>
Required Privilege Level	view
List of Sample Output	show firewall log on page 424 show firewall log detail on page 424 show firewall log extensive on page 425
Output Fields	<p>Table 13 on page 423 lists the output fields for the show firewall log command. Output fields are listed in the approximate order in which they appear.</p>

Table 13: show firewall log Output Fields

Field Name	Field Description
Time of Log	Time that the event occurred.

Table 13: show firewall log Output Fields (*continued*)

Field Name	Field Description
Filter	<ul style="list-style-type: none"> Displays the name of a configured firewall filter or service filter only if the packet hit the filter's log action in a kernel filter (in the control plane). For any traffic that reaches the Routing Engine, the packets hit the log action in the kernel. For all other logged packets (packet hit the filter's log action in the Packet Forwarding Engine), this field displays pfe instead of a configured filter name.
Filter Action	Filter action: <ul style="list-style-type: none"> A—Accept D—Discard R—Reject
Name of Interface	<ul style="list-style-type: none"> Displays a physical interface name if the packet arrived at a port on a line card. Displays local if the packet was generated by the device's internal Ethernet interface, em1 or fxp1, which connects the Routing Engine with the router's packet-forwarding components.
Name of protocol	Packet's protocol name: egp , gre , icmp , ipip , ospf , pim , rsvp , tcp , or udp .
Packet length	Length of the packet.
Source address	Packet's source address.
Destination address	Packet's destination address and port.

Sample Output

show firewall log

```

user@host>show firewall log
Time      Filter  Action Interface    Protocol  Src Addr    Dest Addr
13:10:12  pfe      D      rlsq0.902     ICMP      192.0.2.2   192.0.2.1
13:10:11  pfe      D      rlsq0.902     ICMP      192.0.2.2   192.0.2.1

```

show firewall log detail

```

user@host> show firewall log detail
Time of Log: 2004-10-13 10:37:17 PDT, Filter: f, Filter action: accept, Name of
interface: fxp0.0Name of protocol: TCP, Packet Length: 50824, Source address:
203.0.113.108:829,
Destination address: 192.168.70.66:513
Time of Log: 2004-10-13 10:37:17 PDT, Filter: f, Filter action: accept, Name of
interface: fxp0.0
Name of protocol: TCP, Packet Length: 1020, Source address: 203.0.113.108:829,
Destination address: 192.168.70.66:513
Time of Log: 2004-10-13 10:37:17 PDT, Filter: f, Filter action: accept, Name of

```



```

interface: fxp0.0
Name of protocol: TCP, Packet Length: 49245, Source address: 203.0.113.108:829,
Destination address: 192.168.70.66:513
Time of Log: 2004-10-13 10:37:17 PDT, Filter: f, Filter action: accept, Name of
interface: fxp0.0
Name of protocol: TCP, Packet Length: 49245, Source address: 203.0.113.108:829,
Destination address: 192.168.70.66:513
Time of Log: 2004-10-13 10:37:17 PDT, Filter: f, Filter action: accept, Name of
interface: fxp0.0
Name of protocol: TCP, Packet Length: 49245, Source address: 203.0.113.108:829,
Destination address: 192.168.70.66:513
Time of Log: 2004-10-13 10:37:17 PDT, Filter: f, Filter action: accept, Name of
interface: fxp0.0
Name of protocol: TCP, Packet Length: 49245, Source address: 203.0.113.108:829,
Destination address: 192.168.70.66:513
....

```

show firewall log extensive

```

user@host> show firewall log extensive
Time of Log: 2016-01-17 22:16:21 PST, Filter: pfe, Filter action: accept, Name
of interface: xe-0/0/1.0
Name of protocol: UDP, Packet Length: 98, Source address: 203.0.113.1, Destination
address: 203.0.113.1
: 00-0F: 00 01 03 ee ee ff 00 01 - 09 22 55 ee 81 00 02 58
: 10-1F: 08 00 45 00 00 62 00 00 - 00 00 40 11 77 8a 01 00
: 20-2F: 00 01 02 00 00 01 1c 00 - 1c 00 00 4e 19 83 00 01
: 30-3F: 02 03 04 05 06 07 08 09 - 0a 0b 0c 0d 0e 0f 10 11
: 40-4F: 12 13 14 15 16 17 18 19 - 1a 1b 1c 1d 1e 1f 20 21
: 50-5F: 22 23 24 25 26 27 28 29 - 2a 2b 00 00 00 00 00 00
: 60-6F: 00 00 00 00 00 00 00 00 - 00 00 00 00 00 00 00 00
: 70-7F: 00 00 00 00 00 00 00 00 - 00 00 00 00 00 00 00 00

```


CHAPTER 16

Operational Commands: Next-Hop Groups for Layer 2 Port Mirroring

- `show forwarding-options port-mirroring`
- `show forwarding-options next-hop-group`

show forwarding-options port-mirroring

Syntax	show forwarding-options port-mirroring <terse detail> <instance-name>
Release Information	Command introduced in Junos OS Release 9.6. Statement introduced in Junos OS Release 12.3R2 for EX Series switches. Hierarchy level [edit forwarding-options] introduced in Junos OS Release 13.2X50-D10 (ELS).
Description	Display current state of port-mirroring instances.
Options	terse detail —(Optional) Display the specified level of output. instance-name —(Optional) Display a single port-mirroring instance.
Required Privilege Level	view
Related Documentation	
List of Sample Output	show forwarding-options port-mirroring terse on page 429 show forwarding-options port-mirroring detail on page 429
Output Fields	Table 11 on page 410 lists the output fields for the show forwarding-options port-mirroring command. Output fields are listed in the approximate order in which they appear.

Table 14: show forwarding-options port-mirroring Output Fields

Field Name	Field Description	Level of Output
Instance Name	Name of port-mirroring instance.	All levels
Instance Id	Instance identification number.	All levels
State	Instance state, either up or down .	All levels
Input parameters		
Rate	Rate (ratio of packets sampled).	detail
Run-length	Run length (number of consecutive packets sampled).	detail
Maximum-packet-length	Maximum packet length.	detail
Output parameters		
Family	Protocol family.	detail
State	Instance state, either up or down .	detail

Table 14: show forwarding-options port-mirroring Output Fields (*continued*)

Field Name	Field Description	Level of Output
Destination	Destination (next-hop group name).	detail

Sample Output

show forwarding-options port-mirroring terse

```

user@switch> show forwarding-options port-mirroring terse
Instance Name      Instance Id  State
&global_instance   1           up
inst1              2           up

```

show forwarding-options port-mirroring detail

```

user@switch> show forwarding-options port-mirroring detail
Instance Name: &global_instance
Instance Id: 1      State: up
  Input parameters:
    Rate:          1
    Run-length:    0
    Maximum-packet-length: 0
  Output parameters:
    Family: ethernet-switching  State: up      Destination: ge-0/0/10.0

Instance Name: inst1
Instance Id: 2      State: up
  Input parameters:
    Rate:          1
    Run-length:    0
    Maximum-packet-length: 0
  Output parameters:
    Family: ethernet-switching  State: down    Destination: ge-0/0/10.0

```

show forwarding-options next-hop-group

Syntax	show forwarding-options next-hop-group <terse brief detail> <group-name>
Release Information	Command introduced in Junos OS Release 9.6. Command introduced in Junos OS Release 12.3R2 for EX Series switches. Support for IPv6 introduced in Junos OS Release 14.2 for the MX Series routers.
Description	Display current state of next-hop groups.
Options	terse brief detail —(Optional) Display the specified level of output. group-name —(Optional) Display a single next-hop group.
Required Privilege Level	view
Related Documentation	<ul style="list-style-type: none"> • show forwarding-options port-mirroring on page 410
List of Sample Output	show forwarding-options next-hop-group terse on page 431 show forwarding-options next-hop-group brief on page 431 show forwarding-options next-hop-group detail on page 431
Output Fields	Table 15 on page 430 lists the output fields for the show forwarding-options next-hop-group command. Output fields are listed in the approximate order in which they appear.

Table 15: show forwarding-options next-hop-group Output Fields

Field Name	Field Description	Level of Output
Next-hop-group	Name of next-hop group.	All levels
Type	Next-hop group type, such as inet , inet6 or layer-2 .	All levels
State	Next-hop group state, either up or down .	All levels
Members Interfaces	Names of interfaces to which next-hop group members belong.	brief detail
Member Subgroup	Names of subgroups to which next-hop group members belong.	brief detail
Number of members configured	Number of next-hop group members configured.	detail
Number of members that are up	Number of next-hop group members that are up.	detail

Table 15: show forwarding-options next-hop-group Output Fields (*continued*)

Field Name	Field Description	Level of Output
Number of subgroups configured	Number of subgroups configured.	detail
Number of subgroups that are up	Number of subgroups that are up.	detail

Sample Output

show forwarding-options next-hop-group terse

```

user@host> show forwarding-options next-hop-group terse
Next-hop-group      Type      State
nhg                  inet      up
nhg6                 inet6     up
vpls_nhg_2          layer-2   down

```

show forwarding-options next-hop-group brief

```

user@host> show forwarding-options next-hop-group brief

Next-hop-group: nhg
  Type: inet
  State: up
  Members Interfaces:
    ge-0/2/8.0      next-hop 192.0.2.10
    ge-5/1/8.0      next-hop 198.51.100.10
    ge-5/1/9.0      next-hop 203.0.113.10

Next-hop-group: nhg6
  Type: inet6
  State: up
  Members Interfaces:
    ge-5/1/5.0      next-hop 2001:db8::1:10
    ge-5/1/6.0      next-hop 2001:db8::20:10
nhsg6
  Members Interfaces:
    ge-5/0/4.0      next-hop 2001:db8::3:1
    ge-5/1/4.0      next-hop 2001:db8::4:1

Next-hop-group: vpls_nhg_2
  Type: layer-2      State: down

```

show forwarding-options next-hop-group detail

```

user@host> show forwarding-options next-hop-group detail

Next-hop-group: nhg
  Type: inet
  State: up
  Number of members configured      : 3
  Number of members that are up    : 3
  Number of subgroups configured    : 0
  Number of subgroups that are up  : 0

```

```
Members Interfaces:
  ge-0/2/8.0      next-hop 192.0.2.10      State
                  next-hop 203.0.113.10    up
                  next-hop 198.51.100.10.10 up
                  up
Next-hop-group: nhg6
Type: inet6
State: up
Number of members configured : 2
Number of members that are up : 2
Number of subgroups configured : 1
Number of subgroups that are up : 1
Members Interfaces:
  ge-5/1/5.0      next-hop 2001:db8::1:10      State
                  next-hop 2001:db8::20:10    up
                  up
Member Subgroup: nhsg6
                  up
  Number of members configured : 2
  Number of members that are up : 2
  Members Interfaces:
    ge-5/0/4.0      next-hop 2001:db8::3:1      State
                    next-hop 2001:db8::4:1    up
                    up
Next-hop-group: vpls_nhg_2
Number of members configured : 2
Number of members that are up : 0
Number of subgroups configured : 0
Number of subgroups that are up : 0
Type: layer-2      State: down
Members Interfaces:      State
  ge-2/2/1.100          down
  ge-2/3/9.0            down
```