



---

Junos<sup>®</sup> OS

Overview for Routing Devices



---

Modified: 2018-02-21

Juniper Networks, Inc.  
1133 Innovation Way  
Sunnyvale, California 94089  
USA  
408-745-2000  
[www.juniper.net](http://www.juniper.net)

Juniper Networks, the Juniper Networks logo, Juniper, and Junos are registered trademarks of Juniper Networks, Inc. and/or its affiliates in the United States and other countries. All other trademarks may be property of their respective owners.

Juniper Networks assumes no responsibility for any inaccuracies in this document. Juniper Networks reserves the right to change, modify, transfer, or otherwise revise this publication without notice.

*Junos® OS Overview for Routing Devices*

Copyright © 2018 Juniper Networks, Inc. All rights reserved.

The information in this document is current as of the date on the title page.

#### YEAR 2000 NOTICE

Juniper Networks hardware and software products are Year 2000 compliant. Junos OS has no known time-related limitations through the year 2038. However, the NTP application is known to have some difficulty in the year 2036.

#### END USER LICENSE AGREEMENT

The Juniper Networks product that is the subject of this technical documentation consists of (or is intended for use with) Juniper Networks software. Use of such software is subject to the terms and conditions of the End User License Agreement ("EULA") posted at <http://www.juniper.net/support/eula/>. By downloading, installing or using such software, you agree to the terms and conditions of that EULA.

# Table of Contents

	About the Documentation . . . . .	xiii
	Documentation and Release Notes . . . . .	xiii
	Supported Platforms . . . . .	xiii
	Using the Examples in This Manual . . . . .	xiii
	Merging a Full Example . . . . .	xiv
	Merging a Snippet . . . . .	xiv
	Documentation Conventions . . . . .	xv
	Documentation Feedback . . . . .	xvii
	Requesting Technical Support . . . . .	xvii
	Self-Help Online Tools and Resources . . . . .	xvii
	Opening a Case with JTAC . . . . .	xviii
<b>Part 1</b>	<b>Junos OS Overview</b>	
<b>Chapter 1</b>	<b>Junos OS Software Overview . . . . .</b>	<b>3</b>
	Junos OS Overview . . . . .	3
	Junos OS Architecture Overview . . . . .	5
	Product Architecture . . . . .	5
	Routing Process Architecture . . . . .	5
	Packet Forwarding Engine . . . . .	6
	Routing Engine . . . . .	6
	Router Hardware Components . . . . .	7
	Junos OS Routing Engine Components and Processes . . . . .	8
	Routing Engine Kernel . . . . .	9
	Initialization Process . . . . .	9
	Management Process . . . . .	9
	Process Limits . . . . .	9
	Routing Protocol Process . . . . .	9
	Interface Process . . . . .	10
	Chassis Process . . . . .	10
	SNMP and MIB II Processes . . . . .	10
	List of Junos OS Processes . . . . .	10
	Default Directories for Junos OS File Storage on the Router or Switch . . . . .	17
	Directories on the Logical System . . . . .	18
	Junos OS Support for IPv4 Routing Protocols . . . . .	19
	Junos OS Support for IPv6 Routing Protocols . . . . .	20
	Junos OS Routing and Forwarding Tables . . . . .	21
	Routing Policy Overview . . . . .	22
	Junos OS Support for VPNs . . . . .	23

<b>Chapter 2</b>	<b>Junos OS Security Overview . . . . .</b>	<b>25</b>
	Junos OS Features for Router Security . . . . .	25
	Methods of Remote Access for Router Management . . . . .	25
	Junos OS Supported Protocols and Methods for User Authentication . . . . .	26
	Junos OS Plain-Text Password Requirements . . . . .	27
	Junos OS Support for Routing Protocol Security Features and IPsec . . . . .	27
	Junos OS Support for Firewall Filters . . . . .	28
	Junos OS Support Distributed Denial-of-Service Protection . . . . .	28
	Junos OS Auditing Support for Security . . . . .	29
	Junos OS Default Settings for Router Security . . . . .	29
<b>Chapter 3</b>	<b>Junos OS Configuration Overview . . . . .</b>	<b>31</b>
	Junos OS Configuration Basics . . . . .	31
	Methods for Configuring Junos OS . . . . .	32
	Junos OS Command-Line Interface . . . . .	33
	ASCII File . . . . .	33
	J-Web Package . . . . .	33
	Junos XML Management Protocol Software . . . . .	34
	NETCONF XML Management Protocol Software . . . . .	34
	Configuration Commit Scripts . . . . .	34
	Junos OS Configuration from External Devices . . . . .	35
	Junos OS Commit Model for Router or Switch Configuration . . . . .	35
	Understanding Junos OS Configuration Groups . . . . .	36
	Configuration Groups Overview . . . . .	36
	Inheritance Model . . . . .	37
	Configuring Configuration Groups . . . . .	37
<b>Part 2</b>	<b>Configuring and Administering Routers</b>	
<b>Chapter 4</b>	<b>Configuring Routers . . . . .</b>	<b>41</b>
	Initial Router or Switch Configuration Using Junos OS . . . . .	41
	Configuring Junos OS for the First Time on a Router or Switch with a Single Routing Engine . . . . .	43
	Configuring Junos OS for the First Time on a Device with Dual Routing Engines . . . . .	47
	Junos OS Configuration Using the CLI . . . . .	52
	Format for Specifying IP Addresses, Network Masks, and Prefixes in Junos OS Configuration Statements . . . . .	52
	Format for Specifying Filenames and URLs in Junos OS CLI Commands . . . . .	53
	Creating and Activating a Candidate Configuration . . . . .	55
	Mapping the Name of the Router to IP Addresses . . . . .	55
	Example: Configuring a Proxy Server for License Updates . . . . .	56
	Configuring Automatic Mirroring of the CompactFlash Card on the Hard Disk Drive . . . . .	59

	Using Junos OS to Specify the Number of Configurations Stored on the CompactFlash Card . . . . .	60
	Using Junos OS to Configure a Router or Switch to Transfer Its Configuration to an Archive Site . . . . .	61
	Configuring the Transfer of the Currently Active Configuration to an Archive Site . . . . .	61
	Configuring the Periodic Transfer of the Active Configuration to an Archive Site . . . . .	61
	Configuring the Transfer of the Currently Active Configuration When a Configuration Is Committed . . . . .	62
	Configuring Archive Sites for the Transfer of Active Configuration Files . . . . .	62
	Specifying the Physical Location of the Router or Switch . . . . .	63
	Configuring Junos OS to Set Console and Auxiliary Port Properties . . . . .	64
	Example: Configuring the Unique Identity of a Router for Making it Accessible on the Network . . . . .	65
<b>Chapter 5</b>	<b>Monitoring Routers . . . . .</b>	<b>69</b>
	Junos OS Tools for Monitoring the Router . . . . .	69
	Tracing and Logging Junos OS Operations . . . . .	70
	Understanding Dropped Packets and Untransmitted Traffic Using show Commands . . . . .	71
	Log a User Out of the Router . . . . .	76
<b>Chapter 6</b>	<b>Managing Junos OS Processes . . . . .</b>	<b>79</b>
	Disabling Junos OS Processes . . . . .	79
	Viewing Core Files from Junos OS Processes . . . . .	80
	Saving Core Files from Junos OS Processes . . . . .	80
	Configuring Failover to Backup Media If a Junos OS Process Fails . . . . .	80
	Using the AgentD Process for Exporting Data to the Routing Engine . . . . .	81
	Using Virtual Memory for Process Configuration Data . . . . .	82
	Example: Configuring Virtual Memory for Process Configuration Data . . . . .	83
<b>Part 3</b>	<b>Configuration Statements and Operational Commands</b>	
<b>Chapter 7</b>	<b>Configuration Statements . . . . .</b>	<b>91</b>
	System Management Configuration Statements . . . . .	92
	announcement . . . . .	100
	archival . . . . .	101
	archive-sites (Configuration File) . . . . .	102
	autoinstallation . . . . .	104
	backup-router . . . . .	105
	commit (System) . . . . .	106
	compress-configuration-files (System) . . . . .	107
	configuration . . . . .	108
	configuration-database . . . . .	109
	configuration-servers . . . . .	110
	delta-export . . . . .	110
	domain-name . . . . .	111
	domain-search . . . . .	112
	dump-device . . . . .	113

	events .....	114
	extend-size .....	115
	fast-synchronize .....	116
	fixed-size (Virtual Memory Mapping) .....	117
	groups .....	118
	host-name .....	120
	inet6-backup-router .....	121
	interfaces .....	122
	load-key-file .....	123
	location (System) .....	124
	login-tip .....	125
	max-configurations-on-flash .....	125
	message .....	126
	mirror-flash-on-disk .....	127
	name-server .....	128
	page-pooling-size (Virtual Memory Mapping) .....	129
	password (Proxy Systems) .....	129
	persist-groups-inheritance .....	130
	pic-console-authentication .....	131
	port (Syslog) .....	132
	port (Proxy Server) .....	132
	ports .....	133
	process (Virtual Memory Mapping) .....	134
	processes .....	135
	proxy (System) .....	136
	redundancy-interface-process .....	137
	root-authentication .....	138
	root-login .....	140
	routing (System Processes) .....	141
	saved-core-context .....	142
	saved-core-files .....	143
	server (Batch Commits) .....	144
	server (Proxy) .....	145
	static-host-mapping .....	146
	synchronize .....	147
	synchronize (Commit configuration) .....	149
	system .....	149
	transfer-interval (Configuration) .....	150
	transfer-on-commit .....	151
	trusted-key .....	152
	username (System) .....	152
	virtual-memory-mapping .....	153
<b>Chapter 8</b>	<b>File Management Commands .....</b>	<b>155</b>
	file archive .....	156
	file checksum md5 .....	158
	file checksum sha1 .....	159
	file checksum sha-256 .....	160
	file compare .....	161

	file copy . . . . .	165
	file delete . . . . .	168
	file list . . . . .	169
	file rename . . . . .	171
	file show . . . . .	173
<b>Chapter 9</b>	<b>System Software Administrative Commands . . . . .</b>	<b>175</b>
	clear system commit . . . . .	177
	clear system reboot . . . . .	178
	configure . . . . .	182
	request message . . . . .	184
	request system configuration rescue delete . . . . .	185
	request system configuration rescue save . . . . .	186
	request system halt . . . . .	187
	request system license add . . . . .	193
	request system license delete . . . . .	195
	request system license save . . . . .	196
	request system logout . . . . .	197
	request system partition abort . . . . .	198
	request system partition hard-disk . . . . .	200
	request system power-off . . . . .	203
	request system reboot . . . . .	208
	request system snapshot . . . . .	214
	request system software abort . . . . .	222
	request system software add . . . . .	224
	request system zeroize . . . . .	238
	show chassis hardware . . . . .	244
	show configuration . . . . .	483
	show host . . . . .	486
	show log . . . . .	487
	show system connections . . . . .	491
	show system name-resolution . . . . .	508
	show version . . . . .	510
	start shell . . . . .	524
<b>Chapter 10</b>	<b>System Software Monitoring Commands . . . . .</b>	<b>527</b>
	show system commit . . . . .	528
	show system configuration archival . . . . .	531
	show system configuration database usage . . . . .	532
	show system configuration rescue . . . . .	533
	show system processes . . . . .	535
	show system queues . . . . .	564
	show system reboot . . . . .	571
	show system rollback . . . . .	575
	show system snapshot . . . . .	577
	show system software . . . . .	580
	show system statistics . . . . .	588
	show system storage . . . . .	626
	show system switchover . . . . .	635
	show system uptime . . . . .	642

show system virtual-memory .....	647
show task .....	709
show task io .....	712
show task logical-system-mux .....	714
show task memory .....	716
show task replication .....	720
test configuration .....	722



# List of Figures

Part 1	Junos OS Overview	
Chapter 1	Junos OS Software Overview .....	3
	Figure 1: Product Architecture .....	6
Part 2	Configuring and Administering Routers	
Chapter 4	Configuring Routers .....	41
	Figure 2: Proxy Server Example .....	57



# List of Tables

	<b>About the Documentation</b> . . . . .	<b>xiii</b>
	Table 1: Notice Icons . . . . .	xv
	Table 2: Text and Syntax Conventions . . . . .	xvi
<b>Part 1</b>	<b>Junos OS Overview</b>	
<b>Chapter 1</b>	<b>Junos OS Software Overview</b> . . . . .	<b>3</b>
	Table 3: Major Router Hardware Components . . . . .	8
	Table 4: Junos OS Processes on MX Series Platform Only . . . . .	11
	Table 5: Junos OS Processes . . . . .	11
<b>Chapter 3</b>	<b>Junos OS Configuration Overview</b> . . . . .	<b>31</b>
	Table 6: Methods for Configuring Junos OS . . . . .	32
<b>Part 2</b>	<b>Configuring and Administering Routers</b>	
<b>Chapter 4</b>	<b>Configuring Routers</b> . . . . .	<b>41</b>
	Table 7: Values to Use in Example . . . . .	66
<b>Part 3</b>	<b>Configuration Statements and Operational Commands</b>	
<b>Chapter 9</b>	<b>System Software Administrative Commands</b> . . . . .	<b>175</b>
	Table 8: Routing Engines Displaying DIMM Information . . . . .	248
	Table 9: show chassis hardware Output Fields . . . . .	253
	Table 10: show system connections Output Fields . . . . .	494
	Table 11: show system name-resolution Output Fields . . . . .	508
<b>Chapter 10</b>	<b>System Software Monitoring Commands</b> . . . . .	<b>527</b>
	Table 12: show system commit Output Fields . . . . .	529
	Table 13: show system configuration database usage Output Fields . . . . .	532
	Table 14: show system processes Output Fields . . . . .	543
	Table 15: show system queues Output Fields . . . . .	566
	Table 16: show system snapshot Output Fields . . . . .	578
	Table 17: show system storage Output Fields . . . . .	629
	Table 18: show system switchover Output Fields . . . . .	637
	Table 19: show system uptime Output Fields . . . . .	644
	Table 20: show system virtual-memory Output Fields . . . . .	650
	Table 21: show task Output Fields . . . . .	710
	Table 22: show task io Output Fields . . . . .	712
	Table 23: show task logical-system-mux Output Fields . . . . .	714
	Table 24: show task memory Output Fields . . . . .	716
	Table 25: show task replication Output Fields . . . . .	720



# About the Documentation

- [Documentation and Release Notes on page xiii](#)
- [Supported Platforms on page xiii](#)
- [Using the Examples in This Manual on page xiii](#)
- [Documentation Conventions on page xv](#)
- [Documentation Feedback on page xvii](#)
- [Requesting Technical Support on page xvii](#)

## Documentation and Release Notes

---

To obtain the most current version of all Juniper Networks® technical documentation, see the product documentation page on the Juniper Networks website at <http://www.juniper.net/techpubs/>.

If the information in the latest release notes differs from the information in the documentation, follow the product Release Notes.

Juniper Networks Books publishes books by Juniper Networks engineers and subject matter experts. These books go beyond the technical documentation to explore the nuances of network architecture, deployment, and administration. The current list can be viewed at <http://www.juniper.net/books>.

## Supported Platforms

---

For the features described in this document, the following platforms are supported:

- [ACX Series](#)
- [M Series](#)
- [MX Series](#)
- [T Series](#)
- [PTX Series](#)

## Using the Examples in This Manual

---

If you want to use the examples in this manual, you can use the **load merge** or the **load merge relative** command. These commands cause the software to merge the incoming

configuration into the current candidate configuration. The example does not become active until you commit the candidate configuration.

If the example configuration contains the top level of the hierarchy (or multiple hierarchies), the example is a *full example*. In this case, use the **load merge** command.

If the example configuration does not start at the top level of the hierarchy, the example is a *snippet*. In this case, use the **load merge relative** command. These procedures are described in the following sections.

## Merging a Full Example

To merge a full example, follow these steps:

1. From the HTML or PDF version of the manual, copy a configuration example into a text file, save the file with a name, and copy the file to a directory on your routing platform.

For example, copy the following configuration to a file and name the file **ex-script.conf**. Copy the **ex-script.conf** file to the **/var/tmp** directory on your routing platform.

```
system {
  scripts {
    commit {
      file ex-script.xsl;
    }
  }
}
interfaces {
  fxp0 {
    disable;
    unit 0 {
      family inet {
        address 10.0.0.1/24;
      }
    }
  }
}
```

2. Merge the contents of the file into your routing platform configuration by issuing the **load merge** configuration mode command:

```
[edit]
user@host# load merge /var/tmp/ex-script.conf
load complete
```

## Merging a Snippet

To merge a snippet, follow these steps:

1. From the HTML or PDF version of the manual, copy a configuration snippet into a text file, save the file with a name, and copy the file to a directory on your routing platform.

For example, copy the following snippet to a file and name the file **ex-script-snippet.conf**. Copy the **ex-script-snippet.conf** file to the **/var/tmp** directory on your routing platform.

```
commit {
  file ex-script-snippet.xml; }
```

2. Move to the hierarchy level that is relevant for this snippet by issuing the following configuration mode command:

```
[edit]
user@host# edit system scripts
[edit system scripts]
```

3. Merge the contents of the file into your routing platform configuration by issuing the **load merge relative** configuration mode command:

```
[edit system scripts]
user@host# load merge relative /var/tmp/ex-script-snippet.conf
load complete
```

For more information about the **load** command, see [CLI Explorer](#).

## Documentation Conventions

[Table 1 on page xv](#) defines notice icons used in this guide.

Table 1: Notice Icons







Icon	Meaning	Description
	Informational note	Indicates important features or instructions.
	Caution	Indicates a situation that might result in loss of data or hardware damage.
	Warning	Alerts you to the risk of personal injury or death.
	Laser warning	Alerts you to the risk of personal injury from a laser.
	Tip	Indicates helpful information.
	Best practice	Alerts you to a recommended use or implementation.

Table 2 on page xvi defines the text and syntax conventions used in this guide.

Table 2: Text and Syntax Conventions

Convention	Description	Examples
<b>Bold text like this</b>	Represents text that you type.	To enter configuration mode, type the <b>configure</b> command:  user@host> <b>configure</b>
Fixed-width text like this	Represents output that appears on the terminal screen.	user@host> <b>show chassis alarms</b>  No alarms currently active
<i>Italic text like this</i>	<ul style="list-style-type: none"> <li>Introduces or emphasizes important new terms.</li> <li>Identifies guide names.</li> <li>Identifies RFC and Internet draft titles.</li> </ul>	<ul style="list-style-type: none"> <li>A policy <i>term</i> is a named structure that defines match conditions and actions.</li> <li><i>Junos OS CLI User Guide</i></li> <li>RFC 1997, <i>BGP Communities Attribute</i></li> </ul>
<i>Italic text like this</i>	Represents variables (options for which you substitute a value) in commands or configuration statements.	Configure the machine's domain name:  [edit] root@# <b>set system domain-name</b> <i>domain-name</i>
Text like this	Represents names of configuration statements, commands, files, and directories; configuration hierarchy levels; or labels on routing platform components.	<ul style="list-style-type: none"> <li>To configure a stub area, include the <b>stub</b> statement at the [edit protocols ospf area area-id] hierarchy level.</li> <li>The console port is labeled <b>CONSOLE</b>.</li> </ul>
< > (angle brackets)	Encloses optional keywords or variables.	<b>stub</b> <default-metric <i>metric</i> >;
(pipe symbol)	Indicates a choice between the mutually exclusive keywords or variables on either side of the symbol. The set of choices is often enclosed in parentheses for clarity.	<b>broadcast</b>   <b>multicast</b>  ( <i>string1</i>   <i>string2</i>   <i>string3</i> )
# (pound sign)	Indicates a comment specified on the same line as the configuration statement to which it applies.	<b>rsvp</b> { <b>#</b> Required for dynamic MPLS only
[ ] (square brackets)	Encloses a variable for which you can substitute one or more values.	<b>community name members</b> [ <i>community-ids</i> ]
Indentation and braces ( { } )	Identifies a level in the configuration hierarchy.	[edit] routing-options { static { route default { nexthop <i>address</i> ; retain; } } }
;(semicolon)	Identifies a leaf statement at a configuration hierarchy level.	



Table 2: Text and Syntax Conventions (*continued*)

Convention	Description	Examples
GUI Conventions		
<b>Bold text like this</b>	Represents graphical user interface (GUI) items you click or select.	<ul style="list-style-type: none"> <li>In the Logical Interfaces box, select <b>All Interfaces</b>.</li> <li>To cancel the configuration, click <b>Cancel</b>.</li> </ul>
> (bold right angle bracket)	Separates levels in a hierarchy of menu selections.	In the configuration editor hierarchy, select <b>Protocols&gt;Ospf</b> .

## Documentation Feedback

We encourage you to provide feedback, comments, and suggestions so that we can improve the documentation. You can provide feedback by using either of the following methods:

- Online feedback rating system—On any page of the Juniper Networks TechLibrary site at <http://www.juniper.net/techpubs/index.html>, simply click the stars to rate the content, and use the pop-up form to provide us with information about your experience. Alternately, you can use the online feedback form at <http://www.juniper.net/techpubs/feedback/>.
- E-mail—Send your comments to [techpubs-comments@juniper.net](mailto:techpubs-comments@juniper.net). Include the document or topic name, URL or page number, and software version (if applicable).

## Requesting Technical Support

Technical product support is available through the Juniper Networks Technical Assistance Center (JTAC). If you are a customer with an active J-Care or Partner Support Service support contract, or are covered under warranty, and need post-sales technical support, you can access our tools and resources online or open a case with JTAC.

- JTAC policies—For a complete understanding of our JTAC procedures and policies, review the *JTAC User Guide* located at <http://www.juniper.net/us/en/local/pdf/resource-guides/7100059-en.pdf>.
- Product warranties—For product warranty information, visit <http://www.juniper.net/support/warranty/>.
- JTAC hours of operation—The JTAC centers have resources available 24 hours a day, 7 days a week, 365 days a year.

## Self-Help Online Tools and Resources

For quick and easy problem resolution, Juniper Networks has designed an online self-service portal called the Customer Support Center (CSC) that provides you with the following features:

- Find CSC offerings: <http://www.juniper.net/customers/support/>
- Search for known bugs: <https://prsearch.juniper.net/>
- Find product documentation: <http://www.juniper.net/documentation/>
- Find solutions and answer questions using our Knowledge Base: <http://kb.juniper.net/>
- Download the latest versions of software and review release notes:  
<http://www.juniper.net/customers/csc/software/>
- Search technical bulletins for relevant hardware and software notifications:  
<http://kb.juniper.net/InfoCenter/>
- Join and participate in the Juniper Networks Community Forum:  
<http://www.juniper.net/company/communities/>
- Open a case online in the CSC Case Management tool: <http://www.juniper.net/cm/>

To verify service entitlement by product serial number, use our Serial Number Entitlement (SNE) Tool: <https://entitlementsearch.juniper.net/entitlementsearch/>

## Opening a Case with JTAC

You can open a case with JTAC on the Web or by telephone.

- Use the Case Management tool in the CSC at <http://www.juniper.net/cm/>.
- Call 1-888-314-JTAC (1-888-314-5822 toll-free in the USA, Canada, and Mexico).

For international or direct-dial options in countries without toll-free numbers, see <http://www.juniper.net/support/requesting-support.html>.

## PART 1

# Junos OS Overview

- [Junos OS Software Overview on page 3](#)
- [Junos OS Security Overview on page 25](#)
- [Junos OS Configuration Overview on page 31](#)



## CHAPTER 1

# Junos OS Software Overview

- [Junos OS Overview on page 3](#)
- [Junos OS Architecture Overview on page 5](#)
- [Router Hardware Components on page 7](#)
- [Junos OS Routing Engine Components and Processes on page 8](#)
- [List of Junos OS Processes on page 10](#)
- [Default Directories for Junos OS File Storage on the Router or Switch on page 17](#)
- [Junos OS Support for IPv4 Routing Protocols on page 19](#)
- [Junos OS Support for IPv6 Routing Protocols on page 20](#)
- [Junos OS Routing and Forwarding Tables on page 21](#)
- [Routing Policy Overview on page 22](#)
- [Junos OS Support for VPNs on page 23](#)

## Junos OS Overview

---

Juniper Networks provides high-performance network routers that create a responsive and trusted environment for accelerating the deployment of services and applications over a single network. The Junos operating system (Junos OS) is the foundation of these high-performance networks. Unlike other complex, monolithic software architectures, Junos OS incorporates key design and developmental differences to deliver increased network availability, operational efficiency, and flexibility. These key advantages are:

- One operating system
- One software release
- One modular software architecture

### *One Operating System*

Unlike other network operating systems that share a common name but splinter into many different programs, Junos OS is a single, cohesive operating system that is shared across all routers and product lines. This enables Juniper Networks engineers to develop software features once and share the features across product lines simultaneously. Because features are common to a single source, generally these features are implemented the same way for all of the product lines, reducing the training required to

learn different tools and methods for each product. Furthermore, because all Juniper Networks products use the same code base, interoperability among products is not an issue.

#### *One Software Release*

Each new version of Junos OS is released concurrently for all product lines following a preset schedule. Each new version of software includes working features released in previous versions of the software and must achieve zero critical regression errors. This discipline ensures reliable operations for the entire release.

#### *One Modular Software*

Although individual architecture modules of Junos OS communicate through well-defined interfaces, each module runs in its own protected memory space, preventing one module from disrupting another. It also enables the independent restart of each module as necessary. This is in contrast to monolithic operating systems for which a malfunction in one module can ripple to other modules, possibly causing a full system crash or restart. This modular Junos OS architecture provides a high level of performance, high availability, security, and device scalability not found in other operating systems.

Junos OS is preinstalled on your Juniper Networks router when you receive it from the factory. When you first power on the router, all software starts automatically. You then configure the software so that the router can participate in your network.

You can upgrade the router software as new features are added or software problems are fixed. You obtain new software by downloading images from the Juniper Networks Support Web page onto your router or another system on your local network, then install the software upgrade onto the router.

Juniper Networks routers run only binaries supplied by Juniper Networks. Each Junos OS image includes a digitally signed manifest of executables, which are registered with the system only if the signature can be validated. Junos OS will not execute any binary without a registered fingerprint. This feature protects the system against unauthorized software and activity that might compromise the integrity of your router.

#### **Related Documentation**

- [Junos OS Configuration Basics on page 31](#)
- [Junos OS Architecture Overview on page 5](#)
- [Router Hardware Components on page 7](#)
- [Junos OS Commit Model for Router or Switch Configuration on page 35](#)
- [Junos OS Routing Engine Components and Processes on page 8](#)
- [Junos OS Support for IPv4 Routing Protocols on page 19](#)
- [Junos OS Support for IPv6 Routing Protocols on page 20](#)
- [Junos OS Routing and Forwarding Tables on page 21](#)
- [Routing Policy Overview on page 22](#)
- [Junos OS Support for VPNs on page 23](#)

---

## Junos OS Architecture Overview

---

This topic provides an overview of the Junos OS product and routing process architecture:

- [Product Architecture on page 5](#)
- [Routing Process Architecture on page 5](#)

### Product Architecture

Junos OS provides IP routing software as well as software for interface, network, and chassis management. Junos OS runs on all Juniper Networks

J Series, M Series, MX Series, and T Series routers, as well as on other Juniper Networks products.

- J Series Services Routers are deployed at the remote edge of distributed networks.
- M Series Multiservice Edge routers are mostly deployed in small and medium cores in peering, route reflector, data center applications, or at the IP or MPLS edge to support high-performance Layer 2 and Layer 3 services. All M Series routers have redundant power and cooling, and the M10i, M20, M40e, M120, M160, and M320 routers have fully redundant hardware, including Routing Engines, switch interface components, and packet forwarding components. The M120 router also supports Forwarding Engine Board (FEB) failover. In the event of a FEB failure, a backup FEB can quickly take over packet forwarding.
- MX Series 3D Universal Edge Routers are Ethernet-optimized edge routers that provide both switching and carrier-class Ethernet routing. The MX Series routers support Dense Port Concentrators (DPCs), Modular Port Concentrator (MPCs) and Modular Interface Cards, and FPCs and PICs. For a detailed list of supported line cards see the [MX Series Interface Module Reference](#).
- T Series Core routers (T320, T640, T1600, T4000, TX Matrix, and TX Matrix Plus routers) are deployed at the core of provider networks. These routers have fully redundant hardware, including power and cooling, Routing Engines, and Switch Interface Boards (SIBs).

A *routing matrix* is a multichassis architecture composed of multiple routers, for example, one TX Matrix router connected to one to four T640 routers, or one TX Matrix Plus router connected to one to four T1600 routers. From the perspective of the user interface, the routing matrix appears as a single router. On a routing matrix composed of a TX Matrix router and T640 routers, the TX Matrix router controls all of the T640 routers. On a routing matrix composed of a TX Matrix Plus router and T1600 or T4000 routers, the TX Matrix Plus router controls all the T1600 or T4000 routers.

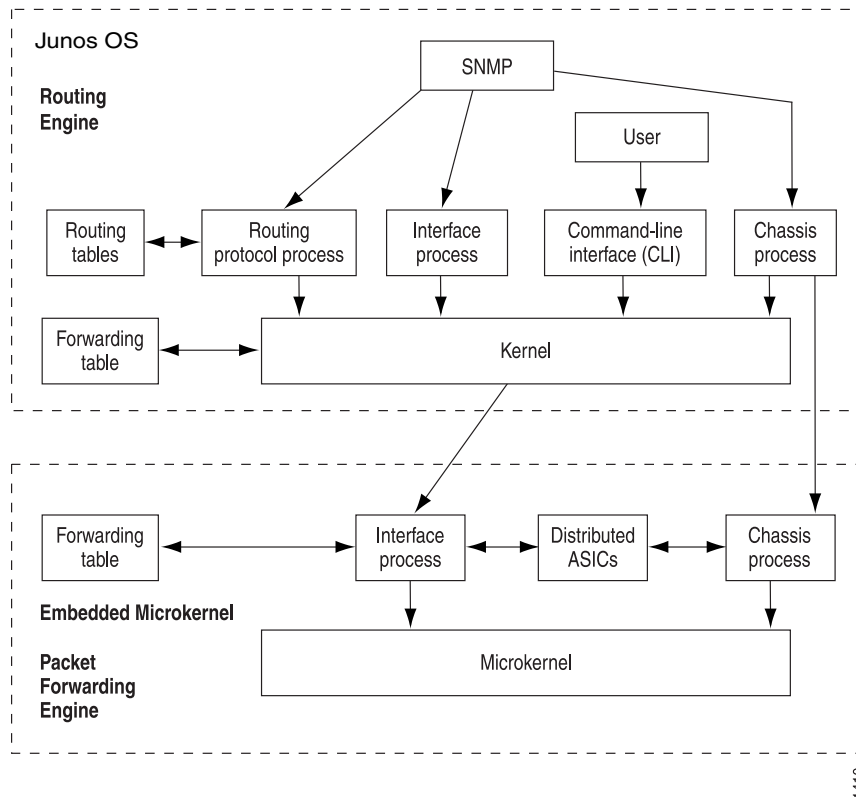
### Routing Process Architecture

The routing process is handled by the following two components (see [Figure 1 on page 6](#)):

- Routing Engine
- Packet Forwarding Engine

Because this architecture separates control operations such as routing updates and system management from packet forwarding, the router can deliver superior performance and highly reliable Internet operation.

**Figure 1: Product Architecture**



### Packet Forwarding Engine

The Packet Forwarding Engine uses application-specific integrated circuits (ASICs) to perform Layer 2 and Layer 3 packet switching, route lookups, and packet forwarding. The Packet Forwarding Engine forwards packets between input and output interfaces. The M Series routers (except the M7i, M40, and M320) have redundant Packet Forwarding Engines. The J Series Routers have a software-based Packet Forwarding Engine.

### Routing Engine

The Routing Engine controls the routing updates and the system management. The Routing Engine consists of routing protocol software processes running inside a protected memory environment on a general-purpose computer platform. The Routing Engine handles all of the routing protocol processes and other software processes that control the routers' interfaces, some of the chassis components, system management, and user access to the router. These routers and software processes run on top of a kernel that interacts with the Packet Forwarding Engine. All M Series (except the M7i and M40) routers and T Series routers have redundant Routing Engines.



The Routing Engine has these features:

- Routing protocol packets processing—All routing protocol packets from the network are directed to the Routing Engine, and therefore do not unnecessarily delay the Packet Forwarding Engine.
- Software modularity—Software functions are in separate processes, so a failure of one process has little or no effect on other software processes.
- In-depth IP functionality—Each routing protocol is implemented with a complete set of IP features and provides full flexibility for advertising, filtering, and modifying routes. Routing policies are set according to route parameters, such as prefix, prefix lengths, and Border Gateway Protocol (BGP) attributes.
- Scalability—Junos OS routing tables are designed to hold all the routes used in current and near-future networks. Additionally, Junos OS can efficiently support large numbers of interfaces and virtual circuits.
- Management interfaces—System management is implemented with a command-line interface (CLI), a craft interface, and Simple Network Management Protocol (SNMP).
- Storage and change management—Configuration files, system images, and microcode are held and maintained in one primary and two secondary storage systems, permitting local or remote upgrades.
- Monitoring efficiency and flexibility—Alarms are generated and packets are counted without adversely affecting packet forwarding performance.

The Routing Engine constructs and maintains one or more routing tables. From the routing tables, the Routing Engine derives a table of active routes, called the *forwarding table*, which is then copied into the Packet Forwarding Engine. The forwarding table in the Packet Forwarding Engine can be updated without interrupting the router's forwarding.

In a Junos-FIPS environment, hardware configurations with two Routing Engines must use IPsec and a private routing instance for all communications between the Routing Engines. IPsec communication between the Routing Engines and Adaptive Services (AS) II FIPS PICs is also required.

**Related Documentation**

- [Junos OS Overview on page 3](#)

## Router Hardware Components

Junos OS runs on Juniper Networks routers and Packet Transport Routers, including: ACX Series, J Series, M Series, MX Series, T Series, and PTX Series Packet Transport Routers. Each network device consists of the major hardware components as shown in [Table 3 on page 8](#). One or more of the major hardware components shown is used in each system.



**NOTE:** The ACX Series router is a single-board router with a built-in Routing Engine and one Packet Forwarding Engine. The “pseudo” FPCs and PICs are described in *ACX2000 and ACX2100 Routers Hardware and CLI Terminology Mapping*.

**Table 3: Major Router Hardware Components**

	M Series	MX Series	T Series	PTX Series	J Series
Routing Engines	X	X	X	X	X
Control Board	X		X	X	
Switch Interface Board (SIB)	X		X	X	
Forwarding Engine Board (FEB)	X				
Power Supply	X	X	X	X	X
Cooling System	X	X	X	X	X
Dense Port Concentrators (DPC)		X			
Switch Control Board (SCB)		X			
Flexible PIC Concentrators (FPC)	X	X	X	X	
Physical Interface Module (PIM)					X
Physical Interface Card (PIC)	X	X	X	X	

Flexible PIC Concentrators (FPCs) are each populated by PICs for various interface types. On some routers, the PICs are installed directly in the chassis.

For information about specific components in your router, see the hardware guide for your router.

**Related Documentation**

- [Junos OS Architecture Overview on page 5](#)

## Junos OS Routing Engine Components and Processes

Junos OS runs on the Routing Engine. Junos OS consists of software processes that support Internet routing protocols, control router interfaces and the router chassis, and enable router system management. Junos OS processes run on top of a kernel, which enables communication between processes and provides a direct link to the Packet

Forwarding Engine software. Junos OS can be used to configure routing protocols and router interface properties, as well as to monitor and troubleshoot protocol and network connectivity problems.

The Routing Engine software consists of several software processes that control router functionality and a kernel that provides the communication among all the processes.

## Routing Engine Kernel

The Routing Engine kernel provides the underlying infrastructure for all Junos OS processes, including providing the link between the routing tables and the Routing Engine's forwarding table. The kernel is also responsible for all communication with the Packet Forwarding Engine, which includes keeping the Packet Forwarding Engine's copy of the forwarding table synchronized with the master copy in the Routing Engine.

## Initialization Process

When the router boots, an initialization process (init) starts and monitors all the other software processes.

If a software process terminates or fails to start when called, the init process attempts to restart it a limited number of times and logs any failure information for further investigation.

## Management Process

The management process (mgd) manages the configuration of the router and all user commands. The management process is responsible for notifying other processes when a new configuration is committed. A dedicated management process handles Junos XML protocol XML requests from its client, which might be the CLI or any Junos XML protocol client.

## Process Limits

There are limits to the total number of Junos OS processes that can run simultaneously on a system. There are also limits set for the maximum number of iterations of any single process. The limit for iterations of any single process can only be reached if the limit of overall system processes is not exceeded.

Access methods such as telnet and SSH spawn multiple system processes for each session created. For this reason, it might not be possible to simultaneously support the maximum number of access sessions for multiple services.

## Routing Protocol Process

Within Junos OS, the routing protocol process (rpd) controls the routing protocols that run on the router. The rpd process starts all configured routing protocols and handles all routing messages. It maintains one or more routing tables, which consolidate the routing information learned from all routing protocols. From this routing information, the routing protocol process determines the active routes to network destinations and installs these routes into the Routing Engine's forwarding table. Finally, rpd implements routing policy, which enables you to control the routing information that is transferred between the

routing protocols and the routing table. Using routing policy, you can filter and limit the transfer of information as well as set properties associated with specific routes.

## Interface Process

The Junos OS interface process enables you to configure and control the physical interface devices and logical interfaces present in a router. You can configure interface properties such as the interface location, for example, in which slot the Flexible PIC Concentrator (FPC) is installed and in which location on the FPC the Physical Interface Card (PIC) is installed, as well as the interface encapsulation and interface-specific properties. You can configure the interfaces currently present in the router, as well as interfaces that are not present but that you might add later.

The Junos OS interface process communicates through the Junos OS kernel with the interface process in the Packet Forwarding Engine, enabling Junos OS to track the status and condition of the router's interfaces.

## Chassis Process

The Junos OS chassis process (chassisd) enables you to configure and control the properties of the router, including conditions that trigger alarms. The chassisd on the Routing Engine communicates directly with its peer processes running on the Packet Forwarding Engine.

## SNMP and MIB II Processes

Junos OS supports the Simple Network Management Protocol (SNMP), which helps administrators monitor the state of a router. The software supports SNMP version 1 (SNMPv1), version 2 (SNMPv2, also known as version 2c, or v2c), and version 3 (SNMPv3). The Junos OS implementation of SNMP does not include any of the security features that were originally included in the IETF SNMP drafts but were later dropped. The SNMP software is controlled by the Junos OS SNMP and Management Information Base II (MIB II) processes, which consist of an SNMP master agent and various subagents.

**Related Documentation** • [Junos OS Architecture Overview on page 5](#)

---

## List of Junos OS Processes

Junos OS consists of multiple processes that run on different platforms and have unique functions. The separation of functions provides operational stability, because each process accesses its own protected memory space.

[Table 4 on page 11](#) describes the processes that run only on MX Series 3D Universal Edge Routers.

Table 4: Junos OS Processes on MX Series Platform Only

Process	Name	Description
Clksync process (RE)	clksyncd	<p>Defines the operation of synchronous Ethernet and Precision Time Protocol (PTP) on a Juniper Networks MX Series router. The operation includes communication with the Packet Forwarding Engine (clock-sync module) to program and process clock events from the EEC clock.</p> <p>Operates the PTP stack, exchanges packets, and handles the configuration changes for the modular MX Series (MX80).</p> <p>Controls the configuration and monitoring of the overall operation of the PTP functionality for chassis-based MX Series platforms (MX240, MX480, and so on).</p>
Clock-sync process (PFE)	clock-sync	<p>Programs and monitors the modular interface card (MIC), the CPLD, and the EEC clock. Peer of the clksyncd process module.</p> <p>Captures all PTP and Synchronous Ethernet statistics on the Packet Forwarding Engine and provides them to the Routing Engine.</p>
Interchassis communication process	iccpd	Exchanges proprietary Junos OS messages between two Juniper Networks MX Series routers that take part in a multichassis link aggregation group (LAG).
Statistics agent process	stats-agentd	<p>Acts as a relay process to collect interface statistics for all software development kit (SDK) applications.</p> <p>Interacts with the pfed process to collect the logical interface statistics for SDK applications.</p>

Table 5 on page 11 lists all the other processes that are common across platforms.

Table 5: Junos OS Processes

Name	Process	Description
Adaptive services process	adaptive-services	Manages the configuration for stateful firewall, Network Address Translation (NAT), intrusion detection service (IDS), and IP Security (IPsec) services on the Adaptive Services PIC.
Alarm control process	alarm-control	Configures the system alarm.

Table 5: Junos OS Processes (*continued*)

Name	Process	Description
Access Node Control Protocol (ANCP) process	ancpd-service	Works with a special Internet Group Management Protocol (IGMP) session to collect outgoing interface mapping events in a scalable manner.
Application identification process	application-identification	Identifies an application using intrusion detection and prevention (IDP) to allow or deny traffic based on applications running on standard or nonstandard ports.
RADIUS accounting process	audit-process	Gathers statistical data that can be used for general network monitoring, analyzing, and tracking usage patterns, for billing a user based upon the amount of time or type of services accessed.
Auto-configuration process	auto-configuration	Configures interfaces automatically.
Boot process	bootp	Enables a router, switch, or interface to act as a Dynamic Host Configuration Protocol (DHCP) or bootstrap protocol (BOOTP) relay agent. DHCP relaying is disabled.
Captive portal content delivery process	captive-portal-content-delivery	Specifies the location to which a subscriber's initial Web browser session is redirected, enabling initial provisioning and service selection for the subscriber.
Universal Edge Layer 2 Tunneling Protocol process	ce-l2tp-service	(M10, M10i, M7i, and MX Series routers only) Establishes L2TP tunnels and Point-to-Point Protocol (PPP) sessions through L2TP tunnels.
Ethernet OAM connectivity fault management process	cfm	Monitors the physical link between two switches.
Chassis control process	chassis-control	Manages the chassis.
Class of service process	class-of-service	Controls the router's or switch's CoS configuration.
Ethernet clock synchronization process	clksyncd-service	Uses Synchronous Ethernet (SyncE) for external clock synchronization .
Craft interface I/O control process	craft-control	Controls the I/O of the craft interface.
Database replication process	database-replication	(EX Series switches and MX Series routers only) Manages the replication of updates from the master to the slave in the database management system.
Datapath trace process	datapath-trace-service	Traces the path taken by the packet through the network.

Table 5: Junos OS Processes (*continued*)

Name	Process	Description
Dynamic Host Configuration Protocol process	dhcp-service	(EX Series switches and MX Series routers only) Enables a DHCP server to allocate network IP addresses and deliver configuration settings to client hosts without user intervention.
Diameter process	diameter-service	Implements the Diameter protocol which uses the Transmission Control Protocol (TCP) and Stream Control Transmission Protocol (SCTP) instead of User Datagram Protocol (UDP), for monitoring the network.
Disk monitoring process	disk-monitoring	Checks the health of the hard disk drive on the Routing Engine.
Dynamic flow capture (DFC) process	dynamic-flow-capture	Controls the DFC configurations on Monitoring Services III PICs.
ECC parity errors logging process	ecc-error-logging	Logs the ECC parity errors into the memory on the Routing Engine.
Connectivity fault management (CFM) process	<del>ethernet-connectivity-fault-management</del> ethernet-cfm	Provides IEEE 802.1ag OAM CFM database information for CFM maintenance association end points (MEPs) in a CFM session.
Ethernet OAM Link-Fault-Management process	ethernet-link-fault-management	(EX Series switches and MX Series routers only) Provides the OAM link fault management (LFM) information for Ethernet interfaces.
Event processing process	event-processing or eventd	Configures the application to handle all generated events.
Firewall process	firewall	Manages the firewall configuration and enables accepting or rejecting packets that are transiting an interface on a router or switch.
General authentication process	general-authentication-service	(EX Series switches and MX Series routers only) Manages general authentication of a user.
Inter-Chassis Communication Protocol (ICCP) process	iccp-service	Synchronizes data within a set of two (or more) PEs that form a redundancy group (RG).
IDP policy process	idp-policy	Enables various attack detection and prevention techniques on traffic traversing the network.
Integrated Local Management Interface process	ilmi	Provides bidirectional exchange of management information between two Asynchronous Transfer Mode (ATM) interfaces across a physical connection.

Table 5: Junos OS Processes (*continued*)

Name	Process	Description
Inet process	inet-process	Configures the IP multicast family.
Init process	init	Initializes the USB modem.
Interface control process	interface-control	Controls the router's or switch's physical interface devices and logical interfaces.
Kernel replication process	kernel-replication	Replicates the state of the backup Routing Engine when graceful Routing Engine switchover (GRES) is configured.
Layer 2 address flooding and learning process	l2-learning	Enables a router to: <ul style="list-style-type: none"> <li>Learn unicast media access control (MAC) addresses to avoid flooding the packets to all the ports in a bridge domain.</li> <li>Create a source MAC entry in its source and destination MAC tables for each MAC address learned from packets received on ports that belong to the bridge domain.</li> </ul>
Layer 2 Control Protocol process	l2cpd-service	Enables features such as Layer 2 protocol tunneling and nonstop bridging.
Link Aggregation Control Protocol process	lACP	The process: <ul style="list-style-type: none"> <li>Provides a standardized means for exchanging information between partner systems on a link.</li> <li>Allows the link aggregation control instances to reach agreement on the identity of the Link Aggregation Group (LAG) to which the link belongs, and then to move the link to that LAG.</li> <li>Enables the transmission and reception processes for the link to function in an orderly manner.</li> </ul>
Link management process	link-management	Manages traffic engineering links.
Local policy decision function process	local-policy-decision-function	Regulates the collection of statistics related to applications and application groups and tracking of information about dynamic subscribers and static interfaces.
Logical system multiplexer process	logical-system-mux or lrmuxd	Manages multiple instances of the routing protocols process (rpd) on a machine running logical routers.
MAC validation process	mac-validation	Configures MAC address validation that enables a router to validate if received packets contain a trusted IP source and an Ethernet MAC source address.



Table 5: Junos OS Processes (*continued*)

Name	Process	Description
Management Information Base II process	mib-process	Provides the router's MIB II agent.
Mobile IP process	mobile-ip	Configures Junos OS Mobile IP features.
NFS mount requests process	mountd-service	(Some EX Series switches and MX Series routers only) Completes internal NFS mount requests for MS-PIC and MS-MPC.
MPLS Periodic Traceroute process	mpls-traceroute	Enables tracing of forwarding equivalence classes (FECs) for LDP Layered Service Providers (LSPs).
Multiservice process	mspd	Configures multiservice edge routers.
Multicast Snooping process	multicast-snooping	(EX Series switches and MX Series routers only) Makes Layer 3 information, such as the MAC addresses of members of a multicast group, known to Layer 2 devices, such as VLAN switches.
DNS server process	named-service	Enables a router or a switch to resolve hostnames into addresses.
Bidirectional Forwarding Detection (BFD) process	neighbor-liveness	Displays the process that specifies the maximum length of time that the router waits for its neighbor to re-establish an LDP session.
Remote NFS server process	nfsd-service	Provides remote file access for applications that need NFS-based transport.
Network time process	ntp	Provides the mechanisms to synchronize time and coordinate time distribution in a large, diverse network.
Packet-triggered dynamic subscribers and policy control (PTCP) process	packet-triggered-subscribers	Enables the application of policies to dynamic subscribers that are controlled by a subscriber termination device.
Peer selection service process	peer-selection-service	Enables peer selection.
Periodic packet management process	periodic-packet-services	Processes a variety of time-sensitive periodic tasks so that other processes can more optimally direct their resources.
Packet Forwarding Engine process	pfed	Gathers and reports Packet Forwarding Engine statistics.
Packet gateway service process	pgcp-service or pgcpd	Configures the Packet Gateway Control Protocol (PGCP) that is required for the border gateway function (BGF) feature.

Table 5: Junos OS Processes (*continued*)

Name	Process	Description
Pragmatic General Multicast process	pgm	Enables a reliable transport layer for multicast applications.
PIC services logging process	pic-services-logging or fsad (the file system access daemon)	Enables PICs to send special logging information to the Routing Engine for archiving on the hard disk.
Point-to-Point Protocol (PPP) process	ppp	Enables transporting IP traffic across point-to-point links.
Universal edge PPP process	ppp-service	Enables transporting IP traffic across universal edge routers.
Point-to-Point Protocol over Ethernet process	pppoe	Allows users to connect to a network of hosts over a bridge or access concentrator.
Process health monitor process	process-monitor or pmond	<p>Extends the SNMP RMON alarm infrastructure to provide predefined monitoring for a selected set of object instances (such as file system usage, CPU usage, and memory usage) and dynamic object instances (such as Junos OS processes).</p> <p><b>NOTE:</b> The process health monitor process is enabled by default on the Routing Engines of MX Series routers, even when no service interfaces are configured. To disable this process, include the <b>disable</b> statement at the <b>[edit system processes process-monitor]</b> hierarchy level.</p>
Redundancy interface management process	redundancy-interface-process	Serves as an active or backup process of an application server and can be configured to process traffic for more than one logical application server.
Remote operations process	remote-operations	Provides the ping and traceroute MIBs.
Resource cleanup process	resource-cleanup	Enables cleaning of resources by entities other than the application itself.
Routing process	routing	Directs forwarding on the basis of routing tables, which maintain a record of the routes to various network destinations.
Traffic sampling control process	sampling	Performs packet sampling based on particular input interfaces and various fields in the packet header.
Session Border Control (SBC) configuration process	sbc-configuration-process	Configures the session border controller functionality that enables delivery of voice, video, and other multimedia services with assured quality and security.

Table 5: Junos OS Processes (*continued*)

Name	Process	Description
SDK service process	sdk-service	Runs on the Routing Engine and enables communication between the SDK application and Junos OS. Although the SDK service process is present on the router, it is turned off by default.
Secure Neighbor Discovery (SND) protocol process	secure-neighbor-discovery or send	(EX Series switches and MX Series routers only) Provides support for protecting NDP messages.
Service Deployment System (SDX) process	service-deployment	Enables Junos OS to work with the Session and Resource Control (SRC) software.
Simple Network Management Protocol (SNMP) process	snmp	Enables the monitoring of network devices from a central location, and provides the router's or switch's SNMP master agent.
SONET Automatic Protection Switching (APS) process	sonet-aps	Monitors any SONET interface that participates in APS.
Static subscribers process	static-subscribers	Associates subscribers with statically configured interfaces, and provides dynamic service activation and activation for these subscribers.
Tunnel OAM process	tunnel-oamd	Enables the Operations, Administration, and Maintenance of Layer 2 tunneled networks.
Virtual Router Redundancy Protocol (VRRP) process	vrrp	(EX Series switches and MX Series routers only) Enables hosts on a LAN to make use of redundant routing platforms on that LAN without requiring more than the static configuration of a single default route on the hosts.
Watchdog timer process	watchdog	Enables the watchdog timer when Junos OS encounters a problem.

## Default Directories for Junos OS File Storage on the Router or Switch

Junos OS files are stored in the following directories on the router or switch:

- **/altconfig**—When you back up the currently running and active file system partitions on the router or switch to standby partitions using the **request system snapshot** command, the **/config** directory is backed up to **/altconfig**. Normally, the **/config** directory is on the CompactFlash card and **/altconfig** is on the hard disk.
- **/altroot**—When you back up the currently running and active file system partitions on the router to standby partitions using the **request system snapshot** command, the root file system (**/**) is backed up to **/altroot**. Normally, the root directory is on the CompactFlash card and **/altroot** is on the hard disk.

- **/config**—This directory is located on the primary boot device, that is, on the device from which the router or switch booted (generally the CompactFlash card (device **wd0**) or internal flash storage). This directory contains the current operational router or switch configuration and the last three committed configurations, in the files **juniper.conf**, **juniper.conf.1**, **juniper.conf.2**, and **juniper.conf.3**, respectively.
- **/var**—This directory is located either on the hard disk (device **wd2**) or internal flash storage. It contains the following subdirectories:
  - **/home**—Contains users' home directories, which are created when you create user access accounts. For users using SSH authentication, their **.ssh** file, which contains their SSH key, is placed in their home directory. When a user saves or loads a configuration file, that file is loaded from the user's home directory unless the user specifies a full pathname.
  - **/db/config**—Contains up to 46 additional previous versions of committed configurations, which are stored in the files **juniper.conf.4.gz** through **juniper.conf.49.gz**.
  - **/log**—Contains system log and tracing files.
  - **/tmp**—Contains core files. The software saves up to five core files, numbered from 0 through 4. File number 0 is the oldest core file and file number 4 is the newest core file. To preserve the oldest core files, the software overwrites the newest core file, number 4, with any subsequent core file.

Each router or switch ships with removable media (device **wfd0**) that contains a backup copy of Junos OS.

## Directories on the Logical System

In addition to saving the configuration of logical systems in the current **juniper.conf** file, each logical system has an individual directory structure created in the **/var/logical-systems/logical-system-name** directory.

The **/var/logical-systems/logical-system-name** directory contains the following subdirectories:

- **/config**—Contains the current operational configuration specific to the logical system.
- **/log**—Contains system log and tracing files specific to the logical system.

To maintain backward compatibility for the log files with previous versions of Junos OS, a symbolic link (symlink) from the **/var/logs/logical-system-name** directory to the **/var/logical-systems/logical-system-name** directory is created when a logical system is configured.

- **/tmp**—Contains temporary files specific to the logical system.

This file system for each logical system enables logical system users to view trace logs and modify logical system files. Logical system administrators have full access to view and modify all files specific to the logical system.

Logical system users and administrators can save and load configuration files at the logical-system hierarchy level using the **save** and **load** configuration mode commands.

In addition, they can also issue the **show log**, **monitor**, and **file** operational mode commands at the logical-system hierarchy level.

**Related Documentation** • [Format for Specifying Filenames and URLs in Junos OS CLI Commands on page 53](#)

## Junos OS Support for IPv4 Routing Protocols

Junos OS implements full IP routing functionality, providing support for IP version 4 (IPv4). The routing protocols are fully interoperable with existing IP routing protocols, and they have been developed to provide the scale and control necessary for the Internet core.

Junos OS provides the following routing and Multiprotocol Label Switching (MPLS) applications protocols:

- Unicast routing protocols:
  - BGP—Border Gateway Protocol, version 4, is an exterior gateway protocol (EGP) that guarantees loop-free exchange of routing information between routing domains (also called autonomous systems). BGP, in conjunction with Junos routing policy, provides a system of administrative checks and balances that can be used to implement peering and transit agreements.
  - ICMP—Internet Control Message Protocol router discovery enables hosts to discover the addresses of operational routers on the subnet.
  - IS-IS—Intermediate System-to-Intermediate System is a link-state interior gateway protocol (IGP) for IP networks that uses the shortest-path-first (SPF) algorithm, which also is referred to as the Dijkstra algorithm, to determine routes. The Junos IS-IS software is a new and complete implementation of the protocol, addressing issues of scale, convergence, and resilience.
  - OSPF—Open Shortest Path First, version 2, is an IGP that was developed for IP networks by the Internet Engineering Task Force (IETF). OSPF is a link-state protocol that makes routing decisions based on the SPF algorithm. The Junos OSPF software is a new and complete implementation of the protocol, addressing issues of scale, convergence, and resilience.
  - RIP—Routing Information Protocol, version 2, is a distance-vector IGP for IP networks based on the Bellman-Ford algorithm. RIP dynamically routes packets between a subscriber and a service provider without the subscriber having to configure BGP or participate in the service provider's IGP discovery process.
- Multicast routing protocols:
  - DVMRP—Distance Vector Multicast Routing Protocol is a dense-mode (flood-and-prune) multicast routing protocol.
  - IGMP—Internet Group Management Protocol, versions 1 and 2, is used to manage membership in multicast groups.
  - MSDP—Multicast Source Discovery Protocol enables multiple Protocol Independent Multicast (PIM) sparse mode domains to be joined. A rendezvous point (RP) in a

PIM sparse mode domain has a peer relationship with an RP in another domain, enabling it to discover multicast sources from other domains.

- PIM sparse mode and dense mode—Protocol-Independent Multicast is a multicast routing protocol. PIM sparse mode routes to multicast groups that might span wide-area and interdomain internets. PIM dense mode is a flood-and-prune protocol.
- SAP/SDP—Session Announcement Protocol and Session Description Protocol handle conference session announcements.
- MPLS applications protocols:
  - LDP—The Label Distribution Protocol provides a mechanism for distributing labels in non-traffic-engineered applications. LDP enables routers to establish label-switched paths (LSPs) through a network by mapping network layer routing information directly to data-link layer switched paths. LSPs created by LDP can also traverse LSPs created by the Resource Reservation Protocol (RSVP).
  - MPLS—Multiprotocol Label Switching, formerly known as tag switching, enables you to manually or dynamically configure LSPs through a network. It lets you direct traffic through particular paths rather than rely on the IGP's least-cost algorithm to choose a path.
  - RSVP—The Resource Reservation Protocol, version 1, provides a mechanism for engineering network traffic patterns that is independent of the shortest path decided upon by a routing protocol. RSVP itself is not a routing protocol; it operates with current and future unicast and multicast routing protocols. The primary purpose of the Junos RSVP software is to support dynamic signaling for MPLS LSPs.

**Related  
Documentation**

- [Junos OS Overview on page 3](#)
- [Junos OS Support for IPv6 Routing Protocols on page 20](#)

---

## Junos OS Support for IPv6 Routing Protocols

---

The Junos OS implements IP routing functionality, providing support for IP version 6 (IPv6). The routing protocols have been developed to provide the scale and control necessary for the Internet core.

The software supports the following unicast routing protocols:

- BGP—Border Gateway Protocol version 4, is an EGP that guarantees loop-free exchange of routing information between routing domains (also called autonomous systems). BGP, in conjunction with Junos routing policies, provides a system of administrative checks and balances that can be used to implement peering and transit agreements.
- ICMP—Internet Control Message Protocol router discovery enables hosts to discover the addresses of operational routers on the subnet.
- IS-IS—Intermediate System-to-Intermediate System is a link-state IGP for IP networks that uses the SPF algorithm, which also is referred to as the Dijkstra algorithm, to

determine routes. The Junos OS supports a new and complete implementation of the protocol, addressing issues of scale, convergence, and resilience.

- OSPF version 3 (OSPFv3) supports IPv6. The fundamental mechanisms of OSPF such as flooding, designated router (DR) election, area-based topologies, and the SPF calculations remain unchanged. Some differences exist either because of changes in protocol semantics between IPv4 and IPv6, or because of the need to handle the increased address size of IPv6.
- RIP—Routing Information Protocol version 2 is a distance-vector IGP for IP networks based on the Bellman-Ford algorithm. RIP dynamically routes packets between a subscriber and a service provider without the subscriber having to configure BGP or to participate in the service provider's IGP discovery process.

**Related  
Documentation**

- [Junos OS Overview on page 3](#)
- [Junos OS Support for IPv4 Routing Protocols on page 19](#)

---

## Junos OS Routing and Forwarding Tables

---

A major function of the Junos OS routing protocol process is to maintain the Routing Engine's routing tables and use these tables to determine the active routes to network destinations. The routing protocol process then installs these routes into the Routing Engine's forwarding table. The Junos OS kernel then copies this forwarding table to the Packet Forwarding Engine.

The routing protocol process maintains multiple routing tables. By default, it maintains the following three routing tables. You can configure additional routing tables to suit your requirements.

- Unicast routing table—Stores routing information for all unicast routing protocols running on the router. BGP, IS-IS, OSPF, and RIP all store their routing information in this routing table. You can configure additional routes, such as static routes, to be included in this routing table. BGP, IS-IS, OSPF, and RIP use the routes in this routing table when advertising routing information to their neighbors.
- Multicast routing table (cache)—Stores routing information for all the running multicast protocols. DVMRP and PIM both store their routing information in this routing table, and you can configure additional routes to be included in this routing table.
- MPLS routing table—Stores MPLS path and label information.

With each routing table, the routing protocol process uses the collected routing information to determine active routes to network destinations.

For unicast routes, the routing protocol process determines active routes by choosing the most preferred route, which is the route with the lowest preference value. By default, the route's preference value is simply a function of how the routing protocol process learned about the route. You can modify the default preference value using routing policy and with software configuration parameters.

For multicast traffic, the routing protocol process determines active routes based on traffic flow and other parameters specified by the multicast routing protocol algorithms. The routing protocol process then installs one or more active routes to each network destination into the Routing Engine's forwarding table.

**Related Documentation**

- [Routing Policy Overview on page 22](#)

---

## Routing Policy Overview

---

By default, all routing protocols place their routes into the routing table. When advertising routes, the routing protocols by default advertise only a limited set of routes from the routing table. Specifically, each routing protocol exports only the active routes that were learned by that protocol. In addition, the interior gateway protocols (IS-IS, OSPF, and RIP) export the direct (interface) routes for the interfaces on which they are explicitly configured.

You can control the routes that a protocol places into each table and the routes from that table that the protocol advertises. You do this by defining one or more routing policies and then applying them to the specific routing protocol.

Routing policies applied when the routing protocol places routes into the routing table are referred to as *import policies* because the routes are being imported into the routing table. Policies applied when the routing protocol is advertising routes that are in the routing table are referred to as *export policies* because the routes are being exported from the routing table. In other words, the terms *import* and *export* are used with respect to the routing table.

A routing policy enables you to control (filter) which routes a routing protocol imports into the routing table and which routes a routing protocol exports from the routing table. A routing policy also enables you to set the information associated with a route as it is being imported into or exported from the routing table. Filtering imported routes enables you to control the routes used to determine active routes. Filtering routes being exported from the routing table enables you to control the routes that a protocol advertises to its neighbors.

You implement routing policy by defining policies. A policy specifies the conditions to use to match a route and the action to perform on the route when a match occurs. For example, when a routing table imports routing information from a routing protocol, a routing policy might modify the route's preference, mark the route with a color to identify it and allow it to be manipulated later, or prevent the route from even being installed in a routing table. When a routing table exports routes into a routing protocol, a policy might assign metric values, modify the BGP community information, tag the route with additional information, or prevent the route from being exported altogether. You also can define policies for redistributing the routes learned from one protocol into another protocol.

**Related Documentation**

- [Junos OS Routing and Forwarding Tables on page 21](#)
- [Junos OS Support for IPv4 Routing Protocols on page 19](#)
- [Junos OS Support for IPv6 Routing Protocols on page 20](#)



## Junos OS Support for VPNs

---

Junos OS supports several types of virtual private networks (VPNs):

- **Layer 2 VPNs**—A Layer 2 VPN links a set of sites that share routing information, and whose connectivity is controlled by a collection of policies. A Layer 2 VPN is not aware of routes within a customer's network. It simply provides private links between a customer's sites over the service provider's existing public Internet backbone.
- **Layer 3 VPNs**—A Layer 3 VPN is the same thing as a Layer 2 VPN, but it is aware of routes within a customer's network, requiring more configuration on the part of the service provider than a Layer 2 VPN. The sites that make up a Layer 3 VPN are connected over a service provider's existing public Internet backbone.
- **Interprovider VPNs**—An interprovider VPN supplies connectivity between two VPNs in separate autonomous systems (ASs). This functionality can be used by a VPN customer with connections to several Internet service providers (ISPs), or different connections to the same ISP in various geographic regions.
- **Carrier-of-carrier VPNs**—Carrier-of-carrier VPNs allow a VPN service provider to supply VPN service to a customer who is also a service provider. The latter service provider supplies Internet or VPN service to an end customer.

**Related  
Documentation**

- [Junos OS Overview on page 3](#)



## CHAPTER 2

# Junos OS Security Overview

- [Junos OS Features for Router Security on page 25](#)
- [Junos OS Default Settings for Router Security on page 29](#)

## Junos OS Features for Router Security

---

Router security consists of three major elements: physical security of the router, operating system security, and security that can be affected through configuration. Physical security involves restricting access to the router. Exploits that can easily be prevented from remote locations are extremely difficult or impossible to prevent if an attacker can gain access to the router's management port or console. The inherent security of Junos OS also plays an important role in router security. Junos OS is extremely stable and robust. Junos OS also provides features to protect against attacks, allowing you to configure the router to minimize vulnerabilities.

The following are Junos OS features available to improve router security:

- [Methods of Remote Access for Router Management on page 25](#)
- [Junos OS Supported Protocols and Methods for User Authentication on page 26](#)
- [Junos OS Plain-Text Password Requirements on page 27](#)
- [Junos OS Support for Routing Protocol Security Features and IPsec on page 27](#)
- [Junos OS Support for Firewall Filters on page 28](#)
- [Junos OS Support Distributed Denial-of-Service Protection on page 28](#)
- [Junos OS Auditing Support for Security on page 29](#)

## Methods of Remote Access for Router Management

When you first install Junos OS, all remote access to the router is disabled, thereby ensuring that remote access is possible only if deliberately enabled by an authorized user. You can establish remote communication with a router in one of the following ways:

- **Out-of-band management**—Enables connection to the router through an interface dedicated to router management. Juniper Networks routers support out-of-band management with a dedicated management Ethernet interface, as well as EIA-232 console and auxiliary ports. On all routers other than the TX Matrix Plus router, T1600 router, T1600 or T4000 routers connected to a TX Matrix Plus router in a routing matrix, T640 routers with a Routing Engine supporting 64-bit Junos OS, and PTX Series Packet

Transport Routers, the management interface is fxp0. On a TX Matrix Plus router, T1600 router, T1600 or T4000 routers in a routing matrix, T640 routers with a Routing Engine supporting 64-bit Junos OS, and PTX Series Packet Transport Routers, the management Ethernet Interface is labeled em0. The management Ethernet interface connects directly to the Routing Engine. No transit traffic is allowed through this interface, providing complete separation of customer and management traffic and ensuring that congestion or failures in the transit network do not affect the management of the router.

- Inband management—Enables connection to the routers using the same interfaces through which customer traffic flows. Although this approach is simple and requires no dedicated management resources, it has some disadvantages:
  - Management flows and transit traffic flows are mixed together. Any attack traffic that is mixed with the normal traffic can affect the communication with the router.
  - The links between router components might not be totally trustworthy, leading to the possibility of wiretapping and replay attacks.

For management access to the router, the standard ways to communicate with the router from a remote console are with Telnet and SSH. SSH provides secure encrypted communications and is therefore useful for inband router management. Telnet provides unencrypted, and therefore less secure, access to the router.

## Junos OS Supported Protocols and Methods for User Authentication

On a router, you can create local user login accounts to control who can log in to the router and the access privileges they have. A password, either an SSH key or a Message Digest 5 (MD5) password, is associated with each login account. To define access privileges, you create login classes into which you group users with similar jobs or job functions. You use these classes to explicitly define what commands their users are and are not allowed to issue while logged in to the router.

The management of multiple routers by many different personnel can create a user account management problem. One solution is to use a central authentication service to simplify account management, creating and deleting user accounts only on a single, central server. A central authentication system also simplifies the use of one-time password systems such as SecureID, which offer protection against password sniffing and password replay attacks (attacks in which someone uses a captured password to pose as a router administrator).

Junos OS supports two protocols for central authentication of users on multiple routers:

- Terminal Access Controller Access Control System Plus (TACACS+)
- Remote Authentication Dial-In User Service (RADIUS), a multivendor IETF standard whose features are more widely accepted than those of TACACS+ or other proprietary systems. All one-time-password system vendors support RADIUS.

Junos OS also supports the following authentication methods:

- Internet Protocol Security (IPsec). IPsec architecture provides a security suite for the IPv4 and IPv6 network layers. The suite provides such functionality as authentication

of origin, data integrity, confidentiality, replay protection, and nonrepudiation of source. In addition to IPsec, Junos OS supports the Internet Key Exchange (IKE), which defines mechanisms for key generation and exchange, and manages security associations (SAs).

- MD5 authentication of MSDP peering sessions. This authentication provides protection against spoofed packets being introduced into a peering session.
- SNMPv3 authentication and encryption. SNMPv3 uses the user-based security model (USM) for message security and the view-based access control model (VACM) for access control. USM specifies authentication and encryption. VACM specifies access-control rules.

## Junos OS Plain-Text Password Requirements

Junos OS has special requirements when you create plain-text passwords on a router. The default requirements for plain-text passwords are as follows:

- The password must be between 6 and 128 characters long.
- You can include uppercase letters, lowercase letters, numbers, punctuation marks, and any of the following special characters:  
! @ # \$ % ^ & \* , + = < > ; ;  
Control characters are not recommended.
- The password must contain at least one change of case or character class.

You can change the requirements for plain-text passwords.

You can include the **plain-text-password** statement at the following hierarchy levels:

- [edit system diag-port-authentication]
- [edit system pic-console-authentication]
- [edit system root-authentication]
- [edit system login user *username* authentication]

## Junos OS Support for Routing Protocol Security Features and IPsec

The main task of a router is to forward user traffic toward its intended destination based on the information in the router's routing and forwarding tables. You can configure routing policies that define the flows of routing information through the network, controlling which routes the routing protocols place in the routing tables and which routes they advertise from the tables. You can also use routing policies to change specific route characteristics, change the BGP route flap-damping values, perform per-packet load balancing, and enable class of service (CoS).

Attackers can send forged protocol packets to a router with the intent of changing or corrupting the contents of its routing table or other databases, which can degrade the functionality of the router. To prevent such attacks, you must ensure that routers form routing protocol peering or neighboring relationships with trusted peers. One way to do this is by authenticating routing protocol messages. The Junos OS BGP, IS-IS, OSPF, RIP,

and RSVP protocols support HMAC-MD5 authentication, which uses a secret key combined with the data being protected to compute a hash. When the protocols send messages, the computed hash is transmitted with the data. The receiver uses the matching key to validate the message hash.

Junos OS supports the IPsec security suite for the IPv4 and IPv6 network layers. The suite provides such functionality as authentication of origin, data integrity, confidentiality, replay protection, and nonrepudiation of source. Junos OS also supports IKE, which defines mechanisms for key generation and exchange, and manages SAs.

## Junos OS Support for Firewall Filters

Firewall filters allow you to control packets transiting the router to a network destination and packets destined for and sent by the router. You can configure firewall filters to control which data packets are accepted on and transmitted from the physical interfaces, and which local packets are transmitted from the physical interfaces and the Routing Engine. Firewall filters provide a means of protecting your router from excessive traffic. Firewall filters that control local packets can also protect your router from external aggressions, such as DoS attacks.

To protect the Routing Engine, you can configure a firewall filter only on the router's loopback interface. Adding or modifying filters for each interface on the router is not necessary. You can design firewall filters to protect against ICMP and Transmission Control Protocol (TCP) connection request (SYN) floods and to rate-limit traffic being sent to the Routing Engine.

## Junos OS Support Distributed Denial-of-Service Protection

A denial-of-service attack is any attempt to deny valid users access to network or server resources by using up all the resources of the network element or server. Distributed denial-of-service attacks involve an attack from multiple sources, enabling a much greater amount of traffic to attack the network. The attacks typically use network protocol control packets to trigger a large number of exceptions to the router's control plane. This results in an excessive processing load that disrupts normal network operations.

Junos OS DDoS protection enables the router to continue functioning while under an attack. It identifies and suppresses malicious control packets while enabling legitimate control traffic to be processed. A single point of DDoS protection management enables network administrators to customize profiles for their network control traffic. Protection and monitoring persists across graceful Routing Engine switchover (GRES) and unified in-service-software-upgrade (ISSU) switchovers. Protection is not diminished as the number of subscribers increases.

To protect against DDoS attacks, you can configure policers for host-bound exception traffic. The policers specify rate limits for individual types of protocol control packets or for all control packet types for a protocol. You can monitor policer actions for packet types and protocol groups at the level of the router, Routing Engine, and line cards. You can also control logging of policer events.

Flow detection is an enhancement to DDoS protection that supplements the DDoS policer hierarchies by using a limited amount of hardware resources to monitor the arrival rate

of host-bound flows of control traffic. Flow detection is much more scalable than a solution based on filter policers. Filter policers track all flows, which consumes a considerable amount of resources. In contrast, flow detection only tracks flows it identifies as suspicious, using far fewer resources to do so.

The flow detection application has two interrelated components, detection and tracking. Detection is the process where flows suspected of being improper are identified and subsequently controlled. Tracking is the process where flows are tracked to determine whether they are truly hostile and when these flows recover to within acceptable limits.

## Junos OS Auditing Support for Security

Junos OS logs significant events that occur on the router and within the network. Although logging itself does not increase security, you can use the system logs to monitor the effectiveness of your security policies and router configurations. You can also use the logs when reacting to a continued and deliberate attack as a means of identifying the source address, router, or port of the attacker's traffic. You can configure the logging of different levels of events, from only critical events to all events, including informational events. You can then inspect the contents of the system log files either in real time or later.

Debugging and troubleshooting are much easier when the timestamps in the system log files of all routers are synchronized, because events that span the network might be correlated with synchronous entries in multiple logs. Junos OS supports the Network Time Protocol (NTP), which you can enable on the router to synchronize the system clocks of routers and other networking equipment. By default, NTP operates in an unauthenticated mode. You can configure various types of authentication, including an HMAC-MD5 scheme.

- Related Documentation**
- *Overview of IPSec*
  - *Junos OS System Log Overview*

## Junos OS Default Settings for Router Security

---

Junos OS protects against common router security weaknesses with the following default settings:

- Junos OS does not forward directed broadcast messages. Directed broadcast services send ping requests from a spoofed source address to a broadcast address and can be used to attack other Internet users. For example, if broadcast ping messages were allowed on the 200.0.0.0/24 network, a single ping request could result in up to 254 responses to the supposed source of the ping. The source would actually become the victim of a denial-of-service (DoS) attack.
- Only console access to the router is enabled by default. Remote management access to the router and all management access protocols, including Telnet, FTP, and SSH (Secure Shell), are disabled by default.
- Junos OS does not support the SNMP set capability for editing configuration data. Although the software supports the SNMP set capability for monitoring and

troubleshooting the network, this support exposes no known security issues. (You can configure the software to disable this SNMP set capability.)

- Junos OS ignores martian addresses that contain the following prefixes: 0.0.0.0/8, 127.0.0.0/8, 128.0.0.0/16, 191.255.0.0/16, 192.0.0.0/24, 223.255.55.0/24, and 240.0.0.0/4. Martian addresses are reserved host or network addresses about which all routing information should be ignored.



## CHAPTER 3

# Junos OS Configuration Overview

- [Junos OS Configuration Basics on page 31](#)
- [Methods for Configuring Junos OS on page 32](#)
- [Junos OS Configuration from External Devices on page 35](#)
- [Junos OS Commit Model for Router or Switch Configuration on page 35](#)
- [Understanding Junos OS Configuration Groups on page 36](#)

## Junos OS Configuration Basics

---

Your router comes with Junos OS installed on it. When you power on the router, all software starts automatically. You simply need to configure the software so that the router will be ready to participate in the network.

To configure the Junos OS, you must specify a hierarchy of configuration statements that define the preferred software properties. You can configure all properties of the Junos OS, including interfaces, general routing information, routing protocols, and user access, as well as some system hardware properties. After you have created a candidate configuration, you commit the configuration to be evaluated and activated by the Junos OS.

### Related Documentation

- [Junos OS Configuration from External Devices on page 35](#)
- [Methods for Configuring Junos OS on page 32](#)
- [Initial Router or Switch Configuration Using Junos OS on page 41](#)

## Methods for Configuring Junos OS

You can use any of the methods shown in [Table 6 on page 32](#) to configure Junos OS.

**Table 6: Methods for Configuring Junos OS**

Method	Description
Command-line interface (CLI)	Create the configuration for the device using the CLI. You can enter commands from a single command line, and scroll through recently executed commands.
ASCII file	Load an ASCII file containing a configuration that you created earlier, either on this system or on another system. You can then activate and run the configuration file, or you can edit it using the CLI and then activate it.
J-Web graphical user interface (GUI)	Use the J-Web GUI to configure the device. J-Web enables you to monitor, configure, troubleshoot, and manage the router on a client by means of a Web browser. The J-Web GUI is preinstalled on J Series Routers and is an optional software package that can be installed on M Series and T Series routers. J-Web is not available for the QFX Series.
Junos XML management protocol (API)	Use Junos XML protocol Perl client modules to develop custom applications for configuring information on devices that run Junos OS. Client applications use the Junos XML management protocol to request and change configuration information on Juniper Networks J Series, M Series, and T Series routers. The Junos XML management protocol is customized for Junos OS, and operations in the API are equivalent to those in the Junos OS CLI.
NETCONF application programming interface (API)	Use NETCONF Perl client modules to develop custom applications for configuring information on devices that run Junos OS. Client applications use the NETCONF XML management protocol to request and change configuration information on Juniper Networks J Series, M Series, and T Series routers. The NETCONF XML management protocol includes features that accommodate the configuration data models of multiple vendors.
Configuration commit scripts	Create scripts that run at commit time to enforce custom configuration rules. Commit scripts are written in Extensible Stylesheet Language Transformations (XSLT). Commit scripts are not available for the QFX Series.

The following sections contain complete descriptions of the methods you can use to configure Junos OS:

- [Junos OS Command-Line Interface on page 33](#)
- [ASCII File on page 33](#)
- [J-Web Package on page 33](#)
- [Junos XML Management Protocol Software on page 34](#)

- [NETCONF XML Management Protocol Software on page 34](#)
- [Configuration Commit Scripts on page 34](#)

## Junos OS Command-Line Interface

The Junos OS CLI is a straightforward command interface. You use Emacs-style keyboard sequences to move around on a command line and scroll through a buffer that contains recently executed commands. You type commands on a single line, and the commands are executed when you press the Enter key. The CLI also provides command help and command completion. For more information about the CLI, see the *CLI User Guide* and the [CLI Explorer](#).

## ASCII File

You can load an ASCII file containing a configuration that you created earlier, either on this system or another system. You can then activate and run the configuration file as is, or you can edit it using the CLI and then activate it.

## J-Web Package

As an alternative to entering CLI commands, Junos OS supports the J-Web GUI. The J-Web user interface enables you to monitor, configure, troubleshoot, and manage the router on a client by means of a Web browser with Hypertext Transfer Protocol (HTTP) or HTTP over Secure Sockets Layer (HTTPS) enabled.

The J-Web user interface is preinstalled on J Series Routers. It is provided as an optional, licensed software package (jweb package) on M Series and T Series routers. The jweb package is not included in jinstall and jbundle software bundles. It must be installed separately. To install the package on M Series and T Series routers, follow the procedure described in the *Installation and Upgrade Guide*.

J-Web supports weak (56-bit) encryption by default. This enables international customers to install J-Web and use HTTPS connections for J-Web access. Domestic customers can also install the jcrypto strong encryption package. This package automatically overrides the weak encryption. For more information about the J-Web GUI, see the *J-Web Interface User Guide*.



**NOTE:** Because the J-Web package is bundled separately from other packages, it is possible to have a version mismatch between J-Web and other Junos OS packages you have installed.

To check for a version mismatch, use the `show system alarms` CLI command. If the version number does not match exactly, a system alarm appears. For example, if you install the 7.4R1.2 jroute package and the 7.4R1.1 jweb package, an alarm is activated. For more information on the `show system alarms` command, see the [CLI Explorer](#).

## Junos XML Management Protocol Software

The Junos XML management protocol is an Extensible Markup Language (XML) application that client applications use to request and change configuration information on Juniper Networks J Series, M Series, MX Series, and T Series routers. This API is customized for Junos OS, and operations in the API are equivalent to Junos OS CLI configuration mode commands. The Junos XML management protocol includes a set of Perl modules that enable client applications to communicate with a Junos XML protocol server on the router. The Perl modules are used to develop custom applications for configuring and monitoring Junos OS.

For a complete description of how to use Junos XML and Junos XML management protocol software, see the *Junos XML Management Protocol Developer Guide*.

## NETCONF XML Management Protocol Software

The NETCONF XML management protocol is an Extensible Markup Language (XML) application that client applications can use to request and change configuration information on Juniper Networks J Series, M Series, MX Series, and T Series routers. This API is customized for Junos OS, and includes features that accommodate the configuration data models of multiple vendors. The NETCONF XML management protocol includes a set of Perl modules that enable client applications to communicate with a NETCONF server on the router. The Perl modules are used to develop custom applications for configuring and monitoring Junos OS.

For a complete description of how to use Junos XML and NETCONF XML management protocol software, see the *NETCONF XML Management Protocol Developer Guide*.

## Configuration Commit Scripts

You can create and use scripts that run at commit time to enforce custom configuration rules. If a configuration breaks the custom rules, the script can generate actions that the Junos OS performs. These actions include:

- Generating custom error messages
- Generating custom warning messages
- Generating custom system log messages
- Making changes to the configuration

Configuration commit scripts also enable you to create macros, which expand simplified custom aliases for frequently used configuration statements into standard Junos OS configuration statements. Commit scripts are written in Extensible Stylesheet Language Transformations (XSLT). For more information, see the *Automation Scripting Feature Guide*.

### Related Documentation

- [Junos OS Configuration from External Devices on page 35](#)

## Junos OS Configuration from External Devices

You can configure the router from a system console connected to the router's console port or by using Telnet to access the router remotely. The router provides three ports on the craft interface for connecting external management devices to the Routing Engine and the Junos OS:

- Console port—Connects a system console using an RS-232 serial cable.
- Auxiliary port—Connects a laptop or modem using an RS-232 serial cable.
- Ethernet management port—Connects the Routing Engine to a management LAN (or any other device that plugs into an Ethernet connection) for remote management through a PC or other client device. The Ethernet port is 10/100 megabits per second (Mbps) autosensing and requires an RJ-45 connector.

### Related Documentation

- [Methods for Configuring Junos OS on page 32](#)
- [Configuring Junos OS to Set Console and Auxiliary Port Properties on page 64](#)

## Junos OS Commit Model for Router or Switch Configuration

The router or switch configuration is saved using a commit model—a candidate configuration is modified as desired and then committed to the system. When a configuration is committed, the router or switch checks the configuration for syntax errors, and if no errors are found, the configuration is saved as **juniper.conf.gz** and activated. The formerly active configuration file is saved as the first rollback configuration file (**juniper.conf.1.gz**), and any other rollback configuration files are incremented by 1. For example, **juniper.conf.1.gz** is incremented to **juniper.conf.2.gz**, making it the second rollback configuration file. The router or switch can have a maximum of 49 rollback configurations (numbered 1 through 49) saved on the system.

On the router or switch, the active configuration file and the first three rollback files (**juniper.conf.gz.1**, **juniper.conf.gz.2**, **juniper.conf.gz.3**) are located in the **/config** directory. If the file **rescue.conf.gz** is saved on the system, this file should also be saved in the **/config** directory. The factory default files are located in the **/etc/config** directory.

There are two mechanisms used to propagate the configurations between Routing Engines within a router or switch:

- Synchronization—Propagates a configuration from one Routing Engine to a second Routing Engine within the same router or switch chassis.



**NOTE:** The QFX3500 switch has only one Routing Engine.

To synchronize configurations, use the **commit synchronize** CLI command. If one of the Routing Engines is locked, the synchronization fails. If synchronization fails because of

a locked configuration file, you can use the **commit synchronize force** command. This command overrides the lock and synchronizes the configuration files.

- **Distribution**—Propagates a configuration across the routing plane on a multichassis router or switch. Distribution occurs automatically. There is no user command available to control the distribution process. If a configuration is locked during a distribution of a configuration, the locked configuration does not receive the distributed configuration file, so the synchronization fails. You need to clear the lock before the configuration and resynchronize the routing planes.



**NOTE:** When you use the **commit synchronize force** CLI command on a multichassis platform, the forced synchronization of the configuration files does not affect the distribution of the configuration file across the routing plane. If a configuration file is locked on a router or switch remote from the router or switch where the command was issued, the synchronization fails on the remote router or switch. You need to clear the lock and reissue the synchronization command.

---

**Related Documentation**

- [Configuring Junos OS for the First Time on a Router or Switch with a Single Routing Engine on page 43](#)
- *commit*

---

## Understanding Junos OS Configuration Groups

This topic provides an overview of the configuration groups feature and the inheritance model in Junos OS, and contains the following sections:

- [Configuration Groups Overview on page 36](#)
- [Inheritance Model on page 37](#)
- [Configuring Configuration Groups on page 37](#)

### Configuration Groups Overview

The configuration groups feature in Junos OS enables you to create a group containing configuration statements and to direct the inheritance of that group's statements in the rest of the configuration. The same group can be applied to different sections of the configuration, and different sections of one group's configuration statements can be inherited in different places in the configuration.

Configuration groups enable you to create smaller, more logically constructed configuration files, making it easier to configure and maintain Junos OS. For example, you can group statements that are repeated in many places in the configuration, such as when configuring interfaces, and thereby limit updates to just the group.

You can also use wildcards in a configuration group to allow configuration data to be inherited by any object that matches a wildcard expression.

The configuration group mechanism is separate from the grouping mechanisms used elsewhere in the configuration, such as BGP groups. Configuration groups provide a generic mechanism that can be used throughout the configuration but that are known only to the Junos OS CLI. The individual software processes that perform the actions directed by the configuration receive the expanded form of the configuration—they have no knowledge of configuration groups.

## Inheritance Model

Configuration groups use true inheritance, which involves a dynamic, ongoing relationship between the source of the configuration data and the target of that data. Data values changed in the configuration group are automatically inherited by the target. The target does not need to contain the inherited information, although the inherited values can be overridden in the target without affecting the source from which they were inherited.

This inheritance model allows you to see only the instance-specific information without seeing the inherited details. A command pipe in configuration mode allows you to display the inherited data.

## Configuring Configuration Groups

For areas of your configuration to inherit configuration statements, you must first put the statements into a configuration group and then apply that group to the levels in the configuration hierarchy that require the statements.

To configure configuration groups and inheritance, you can include the **groups** statement at the **[edit]** hierarchy level:

```
[edit]
groups {
  group-name {
    configuration-data;
  }
}
```

Include the **apply-groups [group-names]** statement anywhere in the configuration where the configuration statements contained in a configuration group are needed.

**Related Documentation**

- *Creating the Junos OS Configuration Group*





## PART 2

# Configuring and Administering Routers

- [Configuring Routers on page 41](#)
- [Monitoring Routers on page 69](#)
- [Managing Junos OS Processes on page 79](#)



## CHAPTER 4

# Configuring Routers

- [Initial Router or Switch Configuration Using Junos OS on page 41](#)
- [Configuring Junos OS for the First Time on a Router or Switch with a Single Routing Engine on page 43](#)
- [Configuring Junos OS for the First Time on a Device with Dual Routing Engines on page 47](#)
- [Junos OS Configuration Using the CLI on page 52](#)
- [Format for Specifying IP Addresses, Network Masks, and Prefixes in Junos OS Configuration Statements on page 52](#)
- [Format for Specifying Filenames and URLs in Junos OS CLI Commands on page 53](#)
- [Creating and Activating a Candidate Configuration on page 55](#)
- [Mapping the Name of the Router to IP Addresses on page 55](#)
- [Example: Configuring a Proxy Server for License Updates on page 56](#)
- [Configuring Automatic Mirroring of the CompactFlash Card on the Hard Disk Drive on page 59](#)
- [Using Junos OS to Specify the Number of Configurations Stored on the CompactFlash Card on page 60](#)
- [Using Junos OS to Configure a Router or Switch to Transfer Its Configuration to an Archive Site on page 61](#)
- [Specifying the Physical Location of the Router or Switch on page 63](#)
- [Configuring Junos OS to Set Console and Auxiliary Port Properties on page 64](#)
- [Example: Configuring the Unique Identity of a Router for Making it Accessible on the Network on page 65](#)

### Initial Router or Switch Configuration Using Junos OS

---

This topic provides an overview of initial router or switch configuration tasks using Junos OS.

When you turn on a router or switch for the first time, Junos OS automatically boots and starts. You must enter basic configuration information so that the router or switch is on the network and you can log in to it over the network.

To configure the router or switch initially, you must connect a terminal or laptop computer to the router or switch through the console port—a serial port on the front of the router or switch. Only console access to the router or switch is enabled by default. Remote management access to the router or switch and all management access protocols, including Telnet, FTP, and SSH, are disabled by default.

When you first connect to the router or switch console, you must log in as the user **root**. At first, the root account requires no password. You see that you are the user **root**, because the command prompt shows the username **root@#**.

You must start the Junos OS command-line interface (CLI) using the command **cli**. The command prompt **root@>** indicates that you are the user **root** and that you are in Junos OS operational mode. Enter Junos OS configuration mode by typing the command **configure**. The command prompt **root@#** indicates that you are in the Junos OS configuration mode.

When you first configure a router or switch, you must configure the following basic properties:

- Router or switch hostname
- Domain name
- IP address of the router or switch management Ethernet interface. To find the management Ethernet interface that you should use for configuration, see *Supported Routing Engines by Router*.
- IP address of a backup router
- IP address of one or more DNS name servers on your network
- Password for the root account

**Related  
Documentation**

- [Configuring Junos OS for the First Time on a Router or Switch with a Single Routing Engine on page 43](#)
- [Configuring Junos OS for the First Time on a Device with Dual Routing Engines on page 47](#)
- [Supported Routing Engines by Router](#)
- [Junos OS Configuration Using the CLI on page 52](#)

## Configuring Junos OS for the First Time on a Router or Switch with a Single Routing Engine

When you power on a router the first time, Junos OS automatically boots and starts. You must enter basic configuration information so that the router is on the network and you can log in to it over the network.

To configure the router initially, you must connect a terminal or laptop computer to the router through the console port—a serial port on the front of the router. Only console access to the router is enabled by default. Remote management access to the router and all management access protocols, including Telnet, FTP, and SSH, are disabled by default.

To configure the Junos OS for the first time on a router with a single Routing Engine, follow these steps:

1. Connect a terminal or laptop computer to the router through the console port—a serial port on the front of the router. Only console access to the router is enabled by default.

2. Power on the router and wait for it to boot.

The Junos OS boots automatically. The boot process is complete when you see the **login:** prompt on the console.

3. Log in as the user **root**.

Initially, the **root** user account requires no password. You can see that you are the **root** user, because the prompt on the router shows the username **root@#**.

4. Start the Junos OS command-line interface (CLI):

```
root@# cli
root@>
```

5. Enter Junos OS configuration mode:

```
cli> configure
[edit]
root@#
```

6. Configure the name of the router (the router hostname). We do not recommend spaces in the router name. However, if the name does include spaces, enclose the entire name in quotation marks (" ").

```
[edit]
root@# set system host-name hostname
```

7. Configure the router's domain name:

```
[edit]
root@# set system domain-name domain-name
```



**NOTE:** Before you begin Step 8, see *Supported Routing Engines by Router* to find the management Ethernet interface that you should use to perform this configuration.

8. Configure the IP address and prefix length for the router management Ethernet interface. The management Ethernet interface provides a separate out-of-band management network for the router.

- For devices that use management Ethernet interface fxp0:

[edit]

```
root@# set interfaces fxp0 unit 0 family inet address address/prefix-length
```

- For devices that use management Ethernet interface em0:

[edit]

```
root@# set interfaces em0 unit 0 family inet address address/prefix-length
```

To use em0 as an out-of-band management Ethernet interface, you must configure its logical port, em0.0, with a valid IP address.

9. Configure the IP address of a backup or default router. This device is called the backup router, because it is used only while the routing protocol process is not running. Choose a router that is directly connected to the local router by way of the management interface. The router uses this backup router only when it is booting and only or when the Junos routing software (the routing protocol process, rpd) is not running.

For routers with two Routing Engines, the backup Routing Engine, **RE1**, uses the backup router as a default gateway after the router boots. This enables you to access the backup Routing Engine. (**RE0** is the default master Routing Engine.)



**NOTE:** The backup router Routing Engine does not support more than 16 destinations. If you configure more than 16 destinations on the backup Routing Engine, the Junos OS ignores any destination addresses after the sixteenth address and displays a commit-time warning message to this effect.

[edit]

```
root@# set system backup-router address
```

10. Configure the IP address of a DNS server. The router uses the DNS name server to translate hostnames into IP addresses.

[edit]

```
root@# set system name-server address
```

11. Set the root password, entering either a clear-text password that the system will encrypt, a password that is already encrypted, or an SSH public key string.

Choose one of the following:

- a. To enter a clear-text password, use the following command:

```
[edit]
root@# set system root-authentication plain-text-password
New password: type password
Retype new password: retype password
```

- b. To enter a password that is already encrypted, use the following command:

```
[edit]
root@# set system root-authentication encrypted-password encrypted-password
```

- c. To enter an SSH public key, use the following command:

```
[edit]
root@# set system root-authentication ssh-rsa key
```

12. Optionally, display the configuration statements:

```
[edit]
root@ show
system {
  host-name hostname;
  domain-name domain.name;
  backup-router address;
  root-authentication {
    (encrypted-password "password" | public-key);
    ssh-dsa "public-key";
    ssh-ecdsa "public-key";
    ssh-rsa "public-key";
  }
  name-server {
    address;
  }
  interfaces {
    fxp0 {
      unit 0 {
        family inet {
          address address ;
        }
      }
    }
  }
}
```

On routers that use management Ethernet interface em0, you will see em0 in place of fxp0 in the **show** command output.

13. Commit the configuration, which activates the configuration on the router:

```
[edit]
root@# commit
```

After committing the configuration, you see the newly configured hostname appear after the username in the prompt—for example, **user@host#**.

The defaults for Junos OS are now set on the router.

If you want to configure additional Junos OS properties at this time, remain in the CLI configuration mode and add the necessary configuration statements. You need to commit your configuration changes to activate them on the router.

14. Exit from the CLI configuration mode.

```
[edit]
root@hostname# exit
root@hostname>
```

15. Back up the configuration on the hard drive.

After you have installed the software on the router, committed the configuration, and are satisfied that the new configuration is successfully running, you should issue the **request system snapshot** command to back up the new software to the **/altconfig** file system. If you do not issue the **request system snapshot** command, the configuration on the alternate boot device will be out of sync with the configuration on the primary boot device.

The **request system snapshot** command causes the root file system to be backed up to **/altroot**, and **/config** to be backed up to **/altconfig**. The root and **/config** file systems are on the router's CompactFlash card, and the **/altroot** and **/altconfig** file systems are on the router's hard disk.



**NOTE:** After you issue the **request system snapshot** command, you cannot return to the previous version of the software, because the running copy and the backup copy of the software are identical.

**Related  
Documentation**

- [Initial Router or Switch Configuration Using Junos OS on page 41](#)
- [Supported Routing Engines by Router](#)
- [Format for Specifying IP Addresses, Network Masks, and Prefixes in Junos OS Configuration Statements on page 52](#)
- [Default Directories for Junos OS File Storage on the Router or Switch on page 17](#)
- [Configuring Automatic Mirroring of the CompactFlash Card on the Hard Disk Drive on page 59](#)



---

## Configuring Junos OS for the First Time on a Device with Dual Routing Engines

---

If a router has dual Routing Engines, you can create configuration groups and use the same configuration for both Routing Engines. This ensures that the configuration will not change during a failover scenario because of the identical configuration shared between the Routing Engines.

Configure the hostnames and addresses of the two Routing Engines using configuration groups at the **[edit groups]** hierarchy level. Use the reserved configuration group **re0** for the Routing Engine in slot 0 and **re1** for the Routing Engine in slot 1 to define Routing Engine-specific parameters. Configuring **re0** and **re1** groups enables both Routing Engines to use the same configuration file.

Use the **apply-groups** statement to reproduce the configuration group information in the main part of the configuration.

The **commit synchronize** command commits the same configuration on both Routing Engines. The command makes the active or applied configuration the same for both Routing Engines with the exception of the groups, **re0** being applied to only **RE0** and **re1** being applied only to **RE1**. If you do not synchronize the configurations between two Routing Engines and one of them fails, the router may not forward traffic correctly, because the backup Routing Engine may have a different configuration.

To initially configure a router with dual Routing Engines, follow these steps:

1. Go to *“Configuring Junos OS for the First Time on a Router or Switch with a Single Routing Engine” on page 43* and follow Step 1 through Step 5 to initially configure the backup Routing Engine.
2. Create the configuration group **re0**. The **re0** group is a special group designator that is only used by **RE0** in a redundant routing platform.

```
[edit]
root@host# set groups re0
```

3. Navigate to the **groups re0** level of the configuration hierarchy.

```
[edit]
root@host# edit groups re0
```

4. Specify the router hostname.

```
[edit groups re0]
root@host# set system host-name host-name
```



**NOTE:** The hostname specified in the router configuration is not used by the DNS server to resolve to the correct IP address. This hostname is used to display the name of the Routing Engine in the CLI. For example, the hostname appears at the command-line prompt when the user is logged in to the CLI:

```
user-name@host-name>
```



**NOTE:** Before you begin Step 5, see *Supported Routing Engines by Router* to find the management Ethernet interface that you should use to perform this configuration.

5. Configure the IP address and prefix length for the router management Ethernet interface. The management Ethernet interface provides a separate out-of-band management network for the router.

- For routers that use management Ethernet interface fxp0:

```
[edit groups]  
root@host# set interfaces fxp0 unit 0 family inet address address/prefix-length
```

- For routers that use management Ethernet interface em0:

```
[edit groups]  
root@host# set interfaces em0 unit 0 family inet address address/prefix-length
```

To use em0 as an out-of-band management Ethernet interface, you must configure its logical port, em0.0, with a valid IP address.

6. Set the loopback interface address for the **re0** configuration group:

```
[edit groups]  
root@host# set re0 interfaces lo0 unit 0 family inet address address/prefix-length
```

7. Return to the top level of the hierarchy.

```
[edit groups re0]  
root@host# top
```

8. Create the configuration group **re1**.

```
[edit]  
root@host# set groups re1
```

9. Navigate to the **groups re1** level of the configuration hierarchy.

```
[edit]  
root@host# edit groups re1
```

10. Specify the router hostname.

```
[edit groups re1]
root@host# set system host-name host-name
```



**NOTE:** Before you begin Step 11, see *Supported Routing Engines by Router* to find the management Ethernet interface that you should use to perform this configuration.

11. Configure the IP address and prefix length for the router management Ethernet interface.

- For routers that use management Ethernet interface fxp0:

```
[edit groups]
root@host# set interfaces fxp0 unit 0 family inet address address/prefix-length
```

- For routers that use management Ethernet interface em0:

```
[edit groups]
root@host# set interfaces em0 unit 0 family inet address address/prefix-length
```

To use em0 as an out-of-band management Ethernet interface, you must configure its logical port, em0.0, with a valid IP address.

12. Set the loopback interface address for **re1** configuration group:

```
[edit groups]
root@host# set re1 interfaces lo0 unit 0 family inet address address/prefix-length
```

13. Return to the top level of the hierarchy.

```
[edit groups re0]
root@host# top
```

14. Configure the **apply-groups** statement to reproduce the configuration group information to the main part of the configuration and to specify the group application order.

```
[edit]
root@host# set apply-groups [ re0 re1 ]
```

15. Configure Routing Engine redundancy:

```
[edit]
root@host# set chassis redundancy routing-engine 0 master
root@host# set chassis redundancy routing-engine 1 backup
```

16. Save the configuration change on both Routing Engines:

```
[edit]
user@host> commit synchronize
```

After the configuration changes are saved, complete the management console configuration.

1. Configure the IP address of the DNS server.

```
[edit ]
root@host# set system name-server address
```

2. Configure the router domain name:

```
[edit ]
root@host# set system domain-name domain-name
```

3. Configure the IP address of a backup or default router. A backup router is used only while the routing protocol process is not running. Choose a router that is directly connected to the local router by way of the management interface. The router uses this backup router only when it is booting and or when the Junos routing software (the routing protocol process, rpd) is not running. For more information, see *Configuring a Backup Router*.

For routers with two Routing Engines, the backup Routing Engine, **RE1**, uses the backup router as a default gateway after the router boots. This enables you to access the backup Routing Engine. (**RE0** is the default master Routing Engine.)



**NOTE:** The backup router Routing Engine does not support more than 16 destinations. If you configure more than 16 destinations on the backup Routing Engine, the Junos OS ignores any destination addresses after the sixteenth address and displays a commit-time warning message to this effect.

```
[edit]
root@host# set system backup-router address
```

4. Set the root password by choosing one of the following:
  - a. To enter a clear-text password, use the following command:

```
[edit]
root@host# set system root-authentication plain-text-password
New password: type password
Retype new password: retry password
```

- b. To enter a password that is already encrypted, use the following command:

```
[edit]
root@host# set system root-authentication encrypted-password
encrypted-password
```

- c. To enter an SSH public key, use the following command:

```
[edit]
root@host# set system root-authentication ssh-rsa key
```

5. Optionally, display the configuration statements:

```
[edit]
root@ show
system {
  host-name hostname;
  domain-name domain.name;
  backup-router address;
  root-authentication {
    (encrypted-password "password" | public-key);
    ssh-dsa "public-key";
    ssh-ecdsa "public-key";
    ssh-rsa "public-key";
  }
  name-server {
    address;
  }
  interfaces {
    fxp0 {
      unit 0 {
        family inet {
          address address ;
        }
      }
    }
  }
}
```

On routers that use management Ethernet interface em0, you will see em0 in place of fxp0 in the **show** command output.

6. After you have installed the new software and are satisfied that it is successfully running, issue the **request system snapshot** command to back up the new software on both master and backup Routing Engines.

```
{master}
user@host> request system snapshot
```

The root file system is backed up to **/altroot**, and **/config** is backed up to **/altconfig**. The root and **/config** file systems are on the router's CompactFlash card, and the **/altroot** and **/altconfig** file systems are on the router's hard disk.



**NOTE:** After you issue the **request system snapshot** command, you cannot return to the previous version of the software, because the running copy and backup copy of the software are identical.

For information about creating configuration groups, see *CLI User Guide*.

For information about configuring high availability features for redundant Routing Engine systems and the **re0** group, see *Junos OS High Availability Library for Routing Devices*.

**Related Documentation**

- [Configuring Junos OS for the First Time on a Router or Switch with a Single Routing Engine on page 43](#)

- [Supported Routing Engines by Router](#)
- [Initial Router or Switch Configuration Using Junos OS on page 41](#)
- [Format for Specifying IP Addresses, Network Masks, and Prefixes in Junos OS Configuration Statements on page 52](#)
- [Default Directories for Junos OS File Storage on the Router or Switch on page 17](#)
- [Configuring Automatic Mirroring of the CompactFlash Card on the Hard Disk Drive on page 59](#)

---

## Junos OS Configuration Using the CLI

---

You configure the Junos OS using the Junos OS command-line interface (CLI). The CLI is described in detail in the *CLI User Guide*.

After completing the initial minimal configuration, you can configure software properties. If you configure the software interactively using the CLI, you enter software configuration statements to create a candidate configuration that contains a hierarchy of statements. At any hierarchy level, you generally can enter statements in any order. While you are configuring the software, you can display all or portions of the candidate configuration, and you can insert or delete statements. Any changes you make affect only the candidate configuration, not the active configuration that is running on the router.

The configuration hierarchy logically groups related functions, which results in configuration statements that have a consistent syntax. For example, you configure routing protocols, routing policies, interfaces, and SNMP management in their own separate portions of the configuration hierarchy.

At each level of the hierarchy, you can display a list of the statements available at that level, along with short descriptions of the statements' functions. To have the CLI complete the statement name if it is unambiguous or to provide a list of possible completions, you can type a partial statement name followed by a space or tab.

More than one user can edit a router's configuration simultaneously. All changes made by all users are visible to everyone editing the configuration.

### Related Documentation

- [Disk Space Management for Junos OS Installation](#)
- [Creating and Activating a Candidate Configuration on page 55](#)

---

## Format for Specifying IP Addresses, Network Masks, and Prefixes in Junos OS Configuration Statements

---

Many statements in the Junos OS configuration include an option to specify an IP address or route prefix. This option is represented in one of the following ways:

- **network/prefix-length**—Network portion of the IP address, followed by a slash and the destination prefix length (previously called the subnet mask). For example, 10.0.0.1/8.

- **network**—IP address. For example, 10.0.0.2.
- **destination-prefix/prefix-length**—Route prefix, followed by a slash and the destination prefix length. For example, 192.168.1.10/32.

You enter all IP addresses in classless mode. You can enter the IP address with or without a prefix length, in standard dotted notation (for example, 1.2.3.4), or hexadecimal notation as a 32-bit number in network-byte order (for example, 0x01020304). If you omit any octets, they are assumed to be zero. Specify the prefix length as a decimal number from 1 through 32.

**Related Documentation**

- [Format for Specifying Filenames and URLs in Junos OS CLI Commands on page 53](#)

## Format for Specifying Filenames and URLs in Junos OS CLI Commands

In some CLI commands and configuration statements—including **file copy**, **file archive**, **load**, **save**, **set system login user *username* authentication load-key-file**, and **request system software add**—you can include a filename. On a routing matrix, you can include chassis information (for example, **lcc0**, **lcc0-re0**, or **lcc0-re1**) as part of the filename.

A *routing matrix* is a multichassis architecture composed of either one TX Matrix router and from one to four T640 routers connected to the TX Matrix router, or one TX Matrix Plus router and from one to four T1600 routers connected to the TX Matrix Plus router. From the perspective of the user interface, the routing matrix appears as a single router. On a routing matrix composed of the TX Matrix router and T640 routers, the TX Matrix router controls all the T640 routers. On a routing matrix composed of a TX Matrix Plus router and T1600 routers, the TX Matrix Plus router controls all the T1600 routers.



**WARNING:** Starting with Junos OS Release 15.1, the **ssl3-support** option is not available for configuration with the **set system services xnm-ssl** and **file copy** commands. SSLv3 is no longer supported and available.

For all releases prior to and including Junos OS Release 14.2, SSLv3 is disabled by default at runtime. The **ssl3-support** option is hidden and deprecated in Junos OS Release 14.2 and earlier releases. However, you can use the **set system services xnm-ssl ssl3-support** command to enable SSLv3 for a Junos XML protocol client application to use as the protocol to connect to the Junos XML protocol server on a router, and you can use the **file copy source destination ssl3-support** command to enable the copying of files from an SSLv3 URL.

Using SSLv3 presents a potential security vulnerability, and we recommend that you not use SSLv3. For more details about this security vulnerability, go to <https://kb.juniper.net/InfoCenter/index?page=content&id=JSA10656>.

You can specify a filename or URL in one of the following ways:

- **filename**—File in the user's current directory on the local CompactFlash card (not applicable on the QFX Series). You can use wildcards to specify multiple source files or a single destination file. Wildcards are not supported in FTP.



**NOTE:** Wildcards are supported only by the **file** (**compare** | **copy** | **delete** | **list** | **rename** | **show**) commands. When you issue the **file show** command with a wildcard, it must resolve to one filename.

- **path/filename**—File on the local flash disk.
- **/var/filename** or **/var/path/filename**—File on the local hard disk. You can also specify a file on a local Routing Engine for a specific T640 router or a T1600 router in a routing matrix:

```
user@host> file delete lcc0-re0:/var/tmp/junk
```

- **a:filename** or **a:path/filename**—File on the local removable media. The default path is **/** (the root-level directory). The removable media can be in MS-DOS or UNIX (UFS) format.
- **hostname:/path/filename**, **hostname:filename**, **hostname:path/filename**, or **"scp://hostname/path/filename"**—File on an **scp/ssh** server. This form is not available in the worldwide version of Junos OS. The default path is the user's home directory on the remote system. You can also specify **hostname** as **username@hostname**.
- **ftp://hostname/path/filename**—File on an FTP server. You can also specify **hostname** as **username@hostname** or **username:password@hostname**. The default path is the user's home directory. To specify an absolute path, the path must start with **%2F**; for example, **ftp://hostname/%2Fpath/filename**. To have the system prompt you for the password, specify **prompt** in place of the password. If a password is required and you do not specify the password or **prompt**, an error message is displayed:

```
user@host> file copy ftp://username@ftp.hostname.net/filename
file copy ftp.hostname.net: Not logged in.
```

```
user@host> file copy ftp://username:prompt@ftp.hostname.net/filename
Password for username@ftp.hostname.net:
```

- **http://hostname/path/filename**—File on an HTTP server. You can also specify **hostname** as **username@hostname** or **username:password@hostname**. If a password is required and you omit it, you are prompted for it.



**NOTE:** You cannot specify a HTTP(s) URL for a file as a destination, because HTTP(s) URLs are not writable. However you can specify HTTP(s) URL for a file as a source.



- **re0:/path/filename** or **re1:/path/filename**—File on a local Routing Engine. You can also specify a file on a local Routing Engine for a specific T640 router or a T1600 router in a routing matrix:

```
user@host> show log lcc0-re1:chassisd
```

**Related  
Documentation**

- [Format for Specifying IP Addresses, Network Masks, and Prefixes in Junos OS Configuration Statements on page 52](#)
- [Default Directories for Junos OS File Storage on the Router or Switch on page 17](#)

## Creating and Activating a Candidate Configuration

You enter software configuration statements using the CLI to create a candidate configuration that contains a hierarchy of statements. To have a candidate configuration take effect, you commit the changes. At this point, the candidate file is checked for proper syntax, activated, and marked as the current, operational software configuration file. If multiple users are editing the configuration, when you commit the candidate configuration, all changes made by all the users take effect.

The CLI always maintains a copy of previously committed versions of the software configuration. If you need to return to a previous configuration, you can do this from within the CLI.

**Related  
Documentation**

- [Junos OS Commit Model for Router or Switch Configuration on page 35](#)

## Mapping the Name of the Router to IP Addresses

Whereas using the Domain Name System (DNS) is an easier and more scalable way to resolve IP addresses from hostnames, you might want to manually map the hostname to a static IP address for the following reasons:

- You might not have a DNS entry for the router.
- You might not want the computer to contact the DNS server to resolve a particular IP address—you might use this particular IP address a lot, or it might be just for testing or development purposes.

To map a router's hostname to one or more IP addresses:

1. Include the **inet** statement at the **[edit system static-host-mapping hostname]** hierarchy level.

```
user@host# set system static-host-mapping hostname inet [ ip-addresses ]
```

2. Verify the configuration with the **show** command.

```
[edit system]
user@host# show
```

```
static-host-mapping {  
  hostname {  
    inet [ ip-addresses ];  
  }  
}
```

- Related Documentation**
- [Example: Configuring the Unique Identity of a Router for Making it Accessible on the Network on page 65](#)
  - *Reaching a Domain Name System Server*

---

## Example: Configuring a Proxy Server for License Updates

This example shows how to configure a proxy server to download Juniper Networks license updates.

- [Requirements on page 56](#)
- [Overview on page 56](#)
- [Configuration on page 57](#)
- [Verification on page 58](#)

### Requirements

This example uses the following hardware and software components:

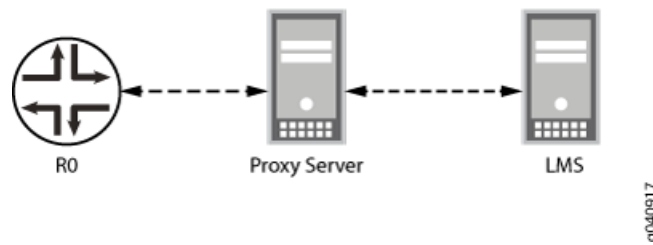
- An M Series, MX Series, PTX Series, or SRX Series device
- Junos OS Release 11.4 running on the device

### Overview

In Junos OS Release 11.4 and later, you can download Juniper Networks license updates using a proxy server. This feature is supported on M Series and SRX Series devices. In earlier releases, downloading license updates was only possible by directly connecting to the [Juniper Networks License Management System](#).

In an enterprise, there might be devices in a private network that might be restricted from connecting to the Internet directly for security reasons. In such scenarios, you can configure a proxy server in the private network to connect to the LMS and download the license updates, and have the routers or devices in the private network connect to the proxy server to download the licenses or license updates. In [Figure 2 on page 57](#), R0 is the router in the private network. Proxy Server represents the proxy server, and LMS represents the Juniper Networks License Management System.

Figure 2: Proxy Server Example



To enable this feature, you configure the device with details of the proxy server at the **[edit system proxy]** hierarchy level.

## Configuration

**CLI Quick Configuration** To quickly configure this example, copy the following commands, paste them into a text file, remove any line breaks, change any details necessary to match your network configuration, and then copy and paste the commands into the CLI at the **[edit]** hierarchy level.

**Router R0**

```

set system proxy server 192.168.1.10
set system proxy port 3128
set system proxy username user1
set system proxy password user123
set system license traceoptions file license.log
set system license traceoptions flag all
  
```

**Step-by-Step Procedure** The following example requires you to navigate various levels in the configuration hierarchy. For information about navigating the CLI, see the *CLI User Guide*.

To configure the proxy server properties on the device:

1. Configure the proxy server IP address or hostname.  

```

[edit system proxy]
user@hostR0# set server 192.168.1.10
  
```
2. Configure a port number (ranging from 0 through 65535) used to connect to the proxy server.  

```

[edit system proxy]
user@hostR0# set port 3128
  
```
3. Configure the password as configured on the proxy server.  

```

[edit system proxy]
user@R0# set password user123
  
```
4. Configure the username as configured on the proxy server.  

```

[edit system proxy]
user@R0# set username user1
  
```

5. Configure trace options for licenses.

```
[edit system license]
user@R0# set traceoptions file license.log
user@R0# set traceoptions flag all
```

**Results** From configuration mode, confirm your configuration by entering the **show system** command. If the output does not display the intended configuration, repeat the instructions in this example to correct the configuration.

```
user@R0# show system
proxy {
  server 192.168.1.10;
  port 3128;
  username user1;
  password "$ABC123"; ## SECRET-DATA
}
license {
  traceoptions {
    file license.log;
    flag all;
  }
}
```

If you are done configuring the router, enter **commit** from configuration mode.

## Verification

Confirm that the configuration is working properly.

### Verifying That the License Is Downloaded

---

**Purpose** Verify that the license is downloaded using the proxy server.

- Action**
1. Delete the existing license using the **request system license delete license-filename** command.

2. Download the license using the **request system license update** command.

```
user@R0> request system license update
Request to automatically update license keys from https://devicex.example.com
has been sent, use 'show system license' to check status.
```

3. Verify the license using the **show system license** command.

```
user@R0> show system license
License usage:
```

Feature name	Licenses used	Licenses installed	Licenses needed	Expiry
av_key_kaspersky_engine	0	1	0	
2011-11-17 16:00:00 PST				
idp-sig	1	1	0	

```

2011-11-17 16:00:00 PST
ax411-wlan-ap                0          2          0    permanent

```

```

Licenses installed:
License identifier: JUNOS282725
License version: 2
Valid for device: AG2909AA0014
Features:
  av_key_kaspersky_engine - Kaspersky AV
    date-based, 2010-11-21 16:00:00 PST - 2011-11-17 16:00:00 PST

```

4. Check the system log file to verify that the license is downloaded using the proxy server.

```

user@R0> show /var/log/license.log
Nov 18 08:14:14 Received SIGHUP signal
Nov 18 08:14:17 GRES not enabled.
Nov 18 08:14:17 License download proxy server configured.
Nov 18 08:14:17 License download proxy server: 192.168.1.10
Nov 18 08:14:17 License download proxy server port: 3128
Nov 18 08:14:17 License download proxy user name: user1
Nov 18 08:14:17 License download proxy user password: xxx
Nov 18 08:14:18 Access configuration autoupdate url: devicex.example.com
Nov 18 08:14:18 Access configuration renew-before-expiration: 60 days
Nov 18 08:14:18 Access configuration renew-interval: 1 hours
Nov 18 08:16:53 Received SIGUSR1 signal, license download start...
Nov 18 08:16:58 env HTTP_PROXY=http://192.168.1.10/
Nov 18 08:16:58 env HTTP_PROXY_AUTH="basic*:abc:xxx"
HTTP_PROXY_AUTH="basic*:user:<password>" /usr/sbin/license_fetch -o
/tmp/license.keys.1053
'https://devicex.example.com/junos/key_retrieval?serial=AG2909AA0014=11.4I'
2> /tmp/license.status.1053
Nov 18 08:17:03 /tmp/license.keys.1053                    505 kB
505 kBps

```

- Related Documentation
- [password \(Proxy Systems\) on page 129](#)
  - [port on page 132](#)
  - [proxy on page 136](#)
  - [server on page 145](#)
  - [username on page 152](#)

## Configuring Automatic Mirroring of the CompactFlash Card on the Hard Disk Drive

You can direct the hard disk to automatically mirror the contents of the CompactFlash card. When you include the **mirror-flash-on-disk** statement, the hard disk maintains a synchronized mirror copy of the CompactFlash card contents. Data written to the CompactFlash card is simultaneously updated in the mirrored copy of the hard disk. If the CompactFlash card fails to read data, the hard disk automatically retrieves its mirrored copy of the CompactFlash card.



**CAUTION:** We recommend that you disable flash-to-disk mirroring when you upgrade or downgrade the router.

You cannot issue the `request system snapshot` command while flash-to-disk mirroring is enabled.

To configure the mirroring of the CompactFlash card to the hard disk, include the `mirror-flash-on-disk` statement at the `[edit system]` hierarchy level:

```
[edit system]
mirror-flash-on-disk;
```



**NOTE:** After you have enabled or disabled the `mirror-flash-on-disk` statement, you must reboot the router for your changes to take effect. To reboot, issue the `request system reboot` command.

**Related  
Documentation**

- [Using Junos OS to Specify the Number of Configurations Stored on the CompactFlash Card on page 60](#)
- [Configuring Junos OS for the First Time on a Router or Switch with a Single Routing Engine on page 43](#)

---

## Using Junos OS to Specify the Number of Configurations Stored on the CompactFlash Card

---

By default, Junos OS saves the current configuration and three previous versions of the committed configuration on the CompactFlash card. The currently operational Junos OS configuration is stored in the file `juniper.conf.gz`, and the last three committed configurations are stored in the files `juniper.conf.1.gz`, `juniper.conf.2.gz`, and `juniper.conf.3.gz`. These four files are located in the CompactFlash card in the directory `/config`.

In addition to saving the current configuration and the current operational version, you can also specify how many previous versions of the committed configurations you want stored on the CompactFlash card in the directory `/config`. The remaining previous versions of committed configurations are stored in the directory `/var/db/config` on the hard disk. This is useful when you have very large configurations that might not fit on the CompactFlash card.

To specify how many previous versions of the committed configurations you want stored on the CompactFlash card, include the `max-configurations-on-flash` statement at the `[edit system]` hierarchy level:

```
[edit system]
max-configurations-on-flash number;
```

*number* is a value from 0 through 49.

- Related Documentation**
- [Configuring Automatic Mirroring of the CompactFlash Card on the Hard Disk Drive on page 59](#)

## Using Junos OS to Configure a Router or Switch to Transfer Its Configuration to an Archive Site

You can configure a router or switch to transfer its configuration to an archive file periodically. The following tasks describe how to transfer the configuration to an archive site:

1. [Configuring the Transfer of the Currently Active Configuration to an Archive Site on page 61](#)
2. [Configuring the Periodic Transfer of the Active Configuration to an Archive Site on page 61](#)
3. [Configuring the Transfer of the Currently Active Configuration When a Configuration Is Committed on page 62](#)
4. [Configuring Archive Sites for the Transfer of Active Configuration Files on page 62](#)

### Configuring the Transfer of the Currently Active Configuration to an Archive Site

If you want to back up your device's current configuration to an archive site, you can configure the router or switch to transfer its currently active configuration by FTP or secure copy (SCP) periodically or after each commit.

To configure the router or switch to transfer its currently active configuration to an archive site, include statements at the **[edit system archival configuration]** hierarchy level:

```
[edit system archival configuration]
archive-sites {
  ftp://username<:password>@host-address<:port>/url-path;
  scp://username<:password>@host-address<:port>/url-path;
}
transfer-interval interval;
transfer-on-commit;
```



**NOTE:** When specifying a URL in a Junos OS statement using an IPv6 host address, you must enclose the entire URL in quotation marks (") and enclose the IPv6 host address in brackets ([ ]). For example, "ftp://username<:password>@[ipv6-host-address]<:port>/url-path"

### Configuring the Periodic Transfer of the Active Configuration to an Archive Site

To configure the router or switch to periodically transfer its currently active configuration to an archive site, include the **transfer-interval** statement at the **[edit system archival configuration]** hierarchy level:

```
[edit system archival configuration]
transfer-interval interval;
```

The *interval* is a period of time ranging from 15 through 2880 minutes.

## Configuring the Transfer of the Currently Active Configuration When a Configuration Is Committed

To configure the router or switch to transfer its currently active configuration to an archive site each time you commit a candidate configuration, include the **transfer-on-commit** statement at the **[edit system archival configuration]** hierarchy level:

```
[edit system archival configuration]
transfer-on-commit;
```



**NOTE:** When specifying a URL in a Junos OS statement using an IPv6 host address, you must enclose the entire URL in quotation marks (") and enclose the IPv6 host address in brackets ([ ]). For example,  
 "scp://username<:password>@[ipv6-host-address]<:port>/url-path"

## Configuring Archive Sites for the Transfer of Active Configuration Files

When you configure the router or switch to transfer its configuration files, you specify an archive site to which the files are transferred. If you specify more than one archive site, the router or switch attempts to transfer files to the first archive site in the list, moving to the next site only if the transfer fails.

When you use the **archive-sites** statement, you can specify a destination as an FTP URL, or SCP-style remote file specification. The URL type **file://** is also supported.

To configure the archive site, include the **archive-sites** statement at the **[edit system archival configuration]** hierarchy level:

```
[edit system archival configuration]
archive-sites {
  ftp://username@host:<port>url-path password password;
  scp://username@host:<port>url-path password password;
  file://<path>/<filename>;
}
```



**NOTE:** When specifying a URL in a Junos OS statement using an IPv6 host address, you must enclose the entire URL in quotation marks (") and enclose the IPv6 host address in brackets ([ ]). For example,  
 "scp://username<:password>@[ipv6-host-address]<:port>/url-path"

When you specify the archive site, do not add a forward slash (/) to the end of the URL.

The destination filename is saved in the following format, where *n* corresponds to the number of the compressed configuration rollback file that has been archived:

```
<router-name>_YYYYMMDD_HHMMSS_juniper.conf.n.gz
```





**NOTE:** The time included in the destination filename is always in Coordinated Universal Time (UTC) regardless of whether the time on the router is configured as UTC or the local time zone. The default time zone on the router or switch is UTC.

- See Also**
- [archive-sites on page 102](#)
  - [Junos OS Commit Model for Router or Switch Configuration on page 35](#)

## Specifying the Physical Location of the Router or Switch

To specify the physical location of the router or switch, you can configure the following options for the **location** statement at the **[edit system]** hierarchy level:

- **altitude *feet***—Number of feet above sea level.
- **building *name***—Name of the building, 1 to 28 characters in length. If the string contains spaces, enclose it in quotation marks (" ").
- **country-code *code***—Two-letter country code.
- **floor *number***—Floor in the building.
- **hcoord *horizontal-coordinate***—Bellcore Horizontal Coordinate.
- **lata *transport-area***—Local Access Transport Area.
- **latitude *degrees***—Latitude in degree format.
- **longitude *degrees***—Longitude in degree format.
- **npa-nxx *number***—First six digits of the phone number (area code and exchange).
- **postal-code *postal-code***—Postal code.
- **rack *number***—Rack number.
- **vcoord *vertical-coordinate***—Bellcore Vertical Coordinate.

The following example shows how to specify the physical location of the router or switch:

```
[edit system]
location {
  altitude feet;
  building name;
  country-code code;
  floor number;
  hcoord horizontal-coordinate;
  lata transport--area;
  latitude degrees;
  longitude degrees;
  npa-nxx number;
  postal-code postal-code;
  rack number;
```

```
vcoord vertical-coordinate;  
}
```

**Related Documentation**

- *Getting Started Guide for Routing Devices*

---

## Configuring Junos OS to Set Console and Auxiliary Port Properties

---

Each router or switch has a console port and an auxiliary port for connecting terminals to the router or switch. The console port is enabled by default, and its speed is 9600 baud. The auxiliary port is disabled by default.

To configure the properties for the console and auxiliary ports, include the **ports** statement at the **[edit system]** hierarchy level:

```
[edit system]  
ports {  
  auxiliary {  
    disable;  
    insecure;  
    type terminal-type;  
  }  
  console {  
    authentication-order;  
    disable;  
    insecure;  
    log-out-on-disconnect;  
    type terminal-type;  
  }  
}
```

By default, the terminal type is unknown, and the terminal speed is 9600 baud for both the console and auxiliary ports. To change the terminal type, include the **type** statement, specifying a **terminal-type** of **ansi**, **vt100**, **small-xterm**, or **xterm**. The first three terminal types set a screen size of 80 columns by 24 lines. The last type, **xterm**, sets the size to 80 columns by 65 rows.

By default, the console session is not logged out when the data carrier is lost on the console modem control lines. To log out the session when the data carrier on the console port is lost, include the **log-out-on-disconnect** statement. You can use the **show system users** command to verify the console session is logged out.



**NOTE:** The **log-out-on-disconnect** statement is not operational on MX80 routers. On MX80 routers you must manually log out from the console with the **request system logout u0** command.

---

By default, terminal connections to the console and auxiliary ports are secure. When you configure the console as insecure, root logins are not allowed to establish terminal connections. In addition, superusers and anyone with a user identifier (UID) of 0 are not allowed to establish terminal connections in multiuser mode when you configure the console as insecure. To disable root login connections to the console and auxiliary ports,

include the **insecure** statement. This option can be used to prevent a user from attempting password recovery by booting into single-user mode, if the user does not know the root password.

To disable console login, include the **disable** statement. By default, console login is enabled.

For Common Criteria compliance, the console port must be disabled.

**Related  
Documentation**

- [Methods for Configuring Junos OS on page 32](#)
- *console*
- [ports on page 133](#)

---

## Example: Configuring the Unique Identity of a Router for Making it Accessible on the Network

---

To use a router in a network, you must configure the router's identity. Configuring a router's identity makes the router accessible on the network and so that other users can log in to it. You can refer to any Internet-connected machine in either of two ways:

- By its IP address
- By its hostname

Once you have a hostname, you can find the IP address, you can use the Domain Name System (DNS) to resolve an IP address from a hostname, or you can manually map the hostname to a static IP address. Although using the DNS is an easier and more scalable way to resolve IP addresses from hostnames, you might not have a DNS entry for the router, or you might not want the computer to contact the DNS server to resolve a particular IP address (perhaps you use this particular IP address a lot, or you might be using it only for testing or development purposes and do not want to give it a DNS entry).

To configure a router's unique identity, you might need to include all or part of the following: the hostname of the router, its IP address, the domain name, two or three name servers, mapping of the hostname to the IP address.

- [Requirements on page 65](#)
- [Overview on page 66](#)
- [Configuration on page 66](#)
- [Verification on page 68](#)

### Requirements

No special configuration beyond device initialization is required before configuring this example.

## Overview

A hostname is the router's name. It is easier for most people to remember a hostname than an IP address. Junos OS uses the configured hostname as part of the command prompt, to prepend log files and other accounting information, as well as in other places where knowing the device identity is useful. You can use the hostname to telnet to a router.

The domain name is the string appended to hostnames that are not fully qualified. The domain name is the name of a network associated with an organization. For sites in the United States, domain names typically take the form of *org-name.org-type*.

The mapping of hostnames to IP addresses is handled through a service called the Domain Name System (DNS). A series of special DNS servers across the world known as name servers keep track of the hostname and IP address information for all the devices on the Internet. Applications that need to determine an IP address from a hostname (or vice versa) contact the local name server to get this information. You can set a few name servers.

In case your hostname and IP address do not have a DNS entry in a name server, configure a static mapping.

In this example, the values given in [Table 7 on page 66](#) are used to configure each of these variables. You need to substitute data pertinent to your router and network for these values.

**Table 7: Values to Use in Example**

Name of Variable	Value Used in Example	Value You Substitute
domain-name <i>domain-name</i>	domain-name device.example.net	
host-name <i>host-name</i>	host-name example-re0	
inet <i>ip-address</i>	inet 172.22.147.39	
name-server <i>ip-address</i>	name-server 172.24.16.115 name-server 192.0.2.0	

## Configuration

### CLI Quick Configuration

To quickly configure this example, copy the following commands and paste them in a text file, remove any line breaks, change the values used to match your network configuration, copy and paste the commands into the CLI at the **[edit]** hierarchy level, and then enter **commit** from configuration mode.

```
set system domain-name device.example.net
set system host-name example-re0
set system name-server 172.24.16.115
set system name-server 192.0.2.0
```

```
set system static-host-mapping example-re0 inet 172.22.147.39
```

### Configuring the Router's Identity

---

#### Step-by-Step Procedure

To configure the identity settings of a device:

1. Configure the domain name of your network.  

```
[edit]
user@host# set system domain-name device.example.net
```
2. Configure the hostname, using the **set system host-name** command.  

```
[edit]
user@host# set system host-name example-re0
```
3. Configure from one to three name servers.  

```
[edit]
user@host# set system name-server 172.24.16.115
user@host# set system name-server 192.0.2.0
```
4. Map from the hostname to the IP address, using the **set system static-host-mapping** command.  

```
[edit]
user@host# set system static-host-mapping example-re0 inet 172.22.147.39
```

### Results

---

To check the configuration, use the configuration mode **show system** command.

```
[edit]
user@host# show system
domain-name device.example.net;
host-name example-re0;
name-server {
  172.24.16.115;
  192.0.2.0;
}
static-host-mapping {
  example-re0 {
    inet 172.22.147.39;
  }
}
```

When you have the correct configuration, enter **commit**.

## Verification

### Verifying the Hostname and IP Address of a Device

---

**Purpose** Verify the hostname and IP address of a device.

**Action** Issue the **show host *host-name*** operational command.

```
user@example-re0> show host newton
newton.device.example.net is an alias for example-re0.device.example.net.
example-re0.device.example.net has address 172.22.147.39
```

**Related Documentation**

- *Understanding Hostnames*
- *Reaching a Domain Name System Server*

## CHAPTER 5

# Monitoring Routers

- [Junos OS Tools for Monitoring the Router on page 69](#)
- [Tracing and Logging Junos OS Operations on page 70](#)
- [Understanding Dropped Packets and Untransmitted Traffic Using show Commands on page 71](#)
- [Log a User Out of the Router on page 76](#)

### Junos OS Tools for Monitoring the Router

---

The primary method of monitoring and troubleshooting Junos OS, routing protocols, network connectivity, and the router hardware is to enter commands from the CLI. The CLI enables you to display information in the routing tables and routing protocol-specific data, and to check network connectivity using **ping** and **traceroute** commands.

The J-Web GUI is a Web-based alternative to using CLI commands to monitor, troubleshoot, and manage the router.

Junos OS includes SNMP software, which enables you to manage routers. The SNMP software consists of an SNMP master agent and a MIB II agent, and supports MIB II SNMP version 1 traps and version 2 notifications, SNMP version 1 **Get** and **GetNext** requests, and version 2 **GetBulk** requests.

The software also supports tracing and logging operations so that you can track events that occur in the router—both normal router operations and error conditions—and track the packets that are generated by or pass through the router. Logging operations use a syslog-like mechanism to record system-wide, high-level operations, such as interfaces going up or down and users logging in to or out of the router. Tracing operations record more detailed messages about the operation of routing protocols, such as the various types of routing protocol packets sent and received, and routing policy actions.

#### Related Documentation

- [Methods for Configuring Junos OS on page 32](#)
- [Junos OS Features for Router Security on page 25](#)

## Tracing and Logging Junos OS Operations

---

Tracing and logging operations allow you to track events that occur in the router—both normal router operations and error conditions—and to track the packets that are generated by or passed through the router. The results of tracing and logging operations are placed in files in the `/var/log` directory on the router.

Junos OS provides an option to do remote tracing for specific processes, which greatly reduces use of the router's internal storage for tracing and is analogous to remote system logging. You configure remote tracing system-wide using the **tracing** statement at the **[edit system]** hierarchy level. By default, remote tracing is not configured. You can disable remote tracing for specific processes using the **no-remote-trace** statement at the **[edit process-name traceoptions]** hierarchy level. This feature does not alter local tracing functionality in any way, and logging files are stored on the router.

Junos OS supports remote tracing for the following processes:

- `chassisd`—Chassis-control process
- `eventd`—Event-processing process
- `cosd`—Class-of-service process
- `spd`—Adaptive-services process

Logging operations use a system logging mechanism similar to the UNIX `syslogd` utility to record systemwide, high-level operations, such as interfaces going up or down and users logging in to or out of the router. You configure these operations by using the **syslog** statement at the **[edit system]** hierarchy level, as described in *Junos OS System Log Overview*, and by using the **options** statement at the **[edit routing-options]** hierarchy level, as described in the *Junos OS Routing Protocols Library*.

Tracing operations record more detailed messages about the operation of routing protocols, such as the various types of routing protocol packets sent and received, and routing policy actions. You configure tracing operations using the **traceoptions** statement. You can define tracing operations in different portions of the router configuration:

- Global tracing operations—Define tracing for all routing protocols. You define these tracing operations at the **[edit routing-options]** hierarchy level of the configuration.
- Protocol-specific tracing operations—Define tracing for a specific routing protocol. You define these tracing operations in the **[edit protocol]** hierarchy when configuring the individual routing protocol. Protocol-specific tracing operations override any equivalent operations that you specify in the global **traceoptions** statement. If there are no equivalent operations, they supplement the global tracing options. If you do not specify any protocol-specific tracing, the routing protocol inherits all the global tracing operations.
- Tracing operations within individual routing protocol entities—Some protocols allow you to define more granular tracing operations. For example, in Border Gateway Protocol (BGP), you can configure peer-specific tracing operations. These operations override any equivalent BGP-wide operations or, if there are no equivalents, supplement them.



If you do not specify any peer-specific tracing operations, the peers inherit, first, all the BGP-wide tracing operations and, second, the global tracing operations.

- Interface tracing operations—Define tracing for individual router interfaces and for the interface process itself. You define these tracing operations at the **[edit interfaces]** hierarchy level of the configuration as described in the *Junos OS Network Interfaces Library for Routing Devices*.
- Remote tracing—To enable system-wide remote tracing, include the **destination-override syslog host** statement at the **[edit system tracing]** hierarchy level. This specifies the remote host running the system log process (syslogd), which collects the traces. Traces are written to file(s) on the remote host per the syslogd configuration in */etc/syslog.conf*. By default remote tracing is *not* configured.

To override the system-wide remote tracing configuration for a particular process, include the **no-remote-trace** statement at the **[edit process-name traceoptions]** hierarchy. When **no-remote-trace** is enabled, the process does local tracing.



**NOTE:** When remote tracing is configured, traces will go to the remote host.

To collect traces, use the **local0** facility as the selector in */etc/syslog.conf* on the remote host. To separate traces from various processes into different files, include the process name or trace-file name if it is specified at the **[edit process-name traceoptions file]** hierarchy level, in the Program field in */etc/syslog.conf*. If your syslog server supports parsing hostname and program name, then you can separate traces from the various processes.

**Related Documentation** • [Junos OS System Log Overview](#)

## Understanding Dropped Packets and Untransmitted Traffic Using show Commands

Starting with Junos OS Release 14.2, packets that need to be forwarded to the adjacent network element or a neighboring device along a routing path might be dropped by a router owing to several factors. Some of the causes for such a loss of traffic or a block in transmission of data packets include overloaded system conditions, profiles and policies that restrict the bandwidth or priority of traffic, network outages, or disruption with physical cable faults. You can use a number of show commands to determine and analyze the statistical counters and metrics related to any traffic loss and take an appropriate corrective measure. The fields displayed in the output of the show commands help in diagnosing and debugging network performance and traffic-handling efficiency problems.

The following **show** commands and associated fields applicable for dropped packets enable you to view and analyze some of the system parameters for errors or disruption in transmitted packets:

**show interfaces  
extensive Command**

**show interfaces extensive**—Display input and output packet errors or drops

The following are the output fields related to packet drops:

**Input Errors**—Input errors on the interface. The following paragraphs explain the counters whose meaning might not be obvious:

- **Errors**—Sum of the incoming frame aborts and FCS errors.
- **Drops**—Number of packets dropped by the input queue of the I/O Manager ASIC. If the interface is saturated, this number increments once for every packet that is dropped by the ASIC's RED mechanism.
- **Framing errors**—Number of packets received with an invalid frame checksum (FCS).
- **Runts**—Number of frames received that are smaller than the runt threshold.
- **Policed discards**—Number of frames that the incoming packet match code discarded because they were not recognized or not of interest. Usually, this field reports protocols that the Junos OS does not handle.
- **L3 incompletes**—Number of incoming packets discarded because they failed Layer 3 (usually IPv4) sanity checks of the header. For example, a frame with less than 20 bytes of available IP header is discarded. L3 incomplete errors can be ignored by configuring the **ignore-l3-incompletes** statement.
- **L2 channel errors**—Number of times the software did not find a valid logical interface for an incoming frame.
- **L2 mismatch timeouts**—Number of malformed or short packets that caused the incoming packet handler to discard the frame as unreadable.
- **FIFO errors**—Number of FIFO errors in the receive direction that are reported by the ASIC on the PIC. If this value is ever nonzero, the PIC is probably malfunctioning.
- **Resource errors**—Sum of transmit drops.

**Output Errors**—Output errors on the interface. The following paragraphs explain the counters whose meaning might not be obvious:

- **Carrier transitions**—Number of times the interface has gone from **down** to **up**. This number does not normally increment quickly, increasing only when the cable is unplugged, the far-end system is powered down and then up, or another problem occurs. If the number of carrier transitions increments quickly (perhaps once every 10 seconds), the cable, the far-end system, or the PIC or PIM is malfunctioning.
- **Errors**—Sum of the outgoing frame aborts and FCS errors.
- **Drops**—Number of packets dropped by the output queue of the I/O Manager ASIC. If the interface is saturated, this number increments once for every packet that is dropped by the ASIC's RED mechanism.

- **Collisions**—Number of Ethernet collisions. The Gigabit Ethernet PIC supports only full-duplex operation, so for Gigabit Ethernet PICs, this number should always remain 0. If it is nonzero, there is a software bug.
- **Aged packets**—Number of packets that remained in shared packet SDRAM so long that the system automatically purged them. The value in this field should never increment. If it does, it is most likely a software bug or possibly malfunctioning hardware.
- **FIFO errors**—Number of FIFO errors in the send direction as reported by the ASIC on the PIC. If this value is ever nonzero, the PIC is probably malfunctioning.
- **HS link CRC errors**—Number of errors on the high-speed links between the ASICs responsible for handling the router interfaces.
- **MTU errors**—Number of packets whose size exceeded the MTU of the interface.
- **Resource errors**—Sum of transmit drops.

#### Queue counters (Egress)

CoS queue number and its associated user-configured forwarding class name.

- **Queued packets**—Number of queued packets.
- **Transmitted packets**—Number of transmitted packets.
- **Dropped packets**—Number of packets dropped by the ASIC's RED mechanism.

#### Queue counters (Ingress)

CoS queue number and its associated user-configured forwarding class name. Displayed on IQ2 interfaces.

- **Queued packets**—Number of queued packets.
- **Transmitted packets**—Number of transmitted packets.
- **Dropped packets**—Number of packets dropped by the ASIC's RED mechanism.

#### show interfaces queue Command

**show interfaces queue**—Display class-of-service (CoS) queue information for physical interfaces.

The following are the output fields related to packet drops:

**Queue counters (Ingress)**—CoS queue number and its associated user-configured forwarding class name. Displayed on IQ2 interfaces.

- **Queued packets**—Number of queued packets.
- **Transmitted packets**—Number of transmitted packets.
- **Dropped packets**—Number of packets dropped by the ASIC's RED mechanism.

**Tail-dropped packets**—Number of packets dropped because of tail drop.

**RL-dropped packets**—Number of packets dropped due to rate limiting. For rate-limited interfaces hosted on MICs, MPCs, and Enhanced Queuing DPCs only, this statistic is not included in the queued traffic statistics.

**RL-dropped bytes**—Number of bytes dropped due to rate limiting. For rate-limited interfaces hosted on MICs, MPCs, and Enhanced Queuing DPCs only, this statistic is not included in the queued traffic statistics.

**RED-dropped packets**—Number of packets dropped because of random early detection (RED).

- (M Series and T Series routers only) On M320 and M120 routers and the T Series routers, the total number of dropped packets is displayed. On all other M Series routers, the output classifies dropped packets into the following categories:
  - **Low, non-TCP**—Number of low-loss priority non-TCP packets dropped because of RED.
  - **Low, TCP**—Number of low-loss priority TCP packets dropped because of RED.
  - **High, non-TCP**—Number of high-loss priority non-TCP packets dropped because of RED.
  - **High, TCP**—Number of high-loss priority TCP packets dropped because of RED.
- (J Series routers and MX Series routers with enhanced DPCs, and T Series routers with enhanced FPCs only) The output classifies dropped packets into the following categories:
  - **Low**—Number of low-loss priority packets dropped because of RED.
  - **Medium-low**—Number of medium-low loss priority packets dropped because of RED.
  - **Medium-high**—Number of medium-high loss priority packets dropped because of RED.
  - **High**—Number of high-loss priority packets dropped because of RED.

**RED-dropped bytes**—Number of bytes dropped because of RED. The byte counts vary by interface hardware.

- (M Series and T Series routers only) On M320 and M120 routers and the T Series routers, only the total number of dropped bytes is displayed. On all other M Series routers, the output classifies dropped bytes into the following categories:
  - **Low, non-TCP**—Number of low-loss priority non-TCP bytes dropped because of RED.
  - **Low, TCP**—Number of low-loss priority TCP bytes dropped because of RED.
  - **High, non-TCP**—Number of high-loss priority non-TCP bytes dropped because of RED.
  - **High, TCP**—Number of high-loss priority TCP bytes dropped because of RED.
- (J Series routers only) The output classifies dropped bytes into the following categories:

- **Low**—Number of low-loss priority bytes dropped because of RED.
- **Medium-low**—Number of medium-low loss priority bytes dropped because of RED.
- **Medium-high**—Number of medium-high loss priority bytes dropped because of RED.
- **High**—Number of high-loss priority bytes dropped because of RED.

**show class-of-service  
fabric statistics  
summary Command**

**show class-of-service fabric statistics summary**—Display class-of-service (CoS) switch fabric queue drop statistics.

The following are the output fields related to packet drops:

**Drop statistics**—Fabric queue statistics for dropped traffic:

- **Packets**—Dropped packet count for high-priority and low-priority queues.
- **Bytes**—Dropped byte count for high-priority and low-priority queues.
- **pps**—Dropped packets-per-second count for high-priority and low-priority queues.
- **bps**—Dropped bits-per-second count for high-priority and low-priority queues.

**show pfe statistics  
traffic fpc Command**

**show pfe statistics traffic fpc**—Display packet drops related to the entire FPC

The following are the output fields related to packet drops:

**Packet Forwarding Engine Hardware Discard statistics**—Information about Packet Forwarding Engine hardware discards:

- **Timeout**—Number of packets discarded because of timeouts.
- **Truncated key**—Number of packets discarded because of truncated keys.
- **Bits to test**—Number of bits to test.
- **Data error**—Number of packets discarded because of data errors.
- **Stack underflow**—Number of packets discarded because of stack underflows.
- **Stack overflow**—Number of packets discarded because of stack overflows.
- **Normal discard**—Number of packets discarded because of discard routes. Packets are dropped silently without being further processed by the host. Normal discards are reported when packets match a firewall filter term that has an action of discard or when the final result of the route look-up is a next hop of discard.
- **Extended discard**—Number of packets discarded because of illegal next hops. Packets are dropped silently but are also sent to the Routing Engine for further processing. Extended discards are reported when packets match a firewall filter term that has an

action of discard and an additional action that requires Routing Engine processing, such as log, count, sample, or syslog.

- **Invalid interface**—Number of packets discarded because of invalid incoming interfaces.
- **Info cell drops**—Number of information cell drops.
- **Fabric drops**—Number of fabric drops.

**Packet Forwarding Engine Local Traffic statistics**—Information about Packet Forwarding Engine local traffic:

- **Local packets input**—Number of incoming packets from the local network.
- **Local packets output**—Number of outgoing packets dispatched to a host in the local network.
- **Software input high drops**—Number of incoming software packets of high-priority, dropped during transmission.
- **Software input medium drops**—Number of incoming software packets of medium-priority, dropped during transmission.
- **Software input low drops**—Number of incoming software packets of low-priority, dropped during transmission.
- **Software output drops**—Number of outgoing software packets that were dropped during transmission.
- **Hardware input drops**—Number of incoming hardware packets that were dropped during transmission.

The preceding commands represent only the main parameters that you can use to identify and monitor traffic drops or errors. Depending on your specific deployment scenario and network conditions, you might need to view the output of other relevant **show** commands to evaluate different factors that might be resulting in traffic transmission losses.

- Related Documentation**
- *show interfaces extensive*
  - *show interfaces queue*
  - *show pfe statistics traffic*
  - *show class-of-service fabric statistics*

---

## Log a User Out of the Router

**Purpose** Disconnect a user session when that session does not terminate after the user logs out.

**Action** To log a user out of all terminal sessions on a router, enter the following Junos OS CLI operational mode command:

```
user@host> request system logout username
```

**Sample Output**

```
user@host> show system users
10:07PM up 13 days, 1:25, 2 users, load averages: 0.17, 0.05, 0.02
USER      TTY      FROM              LOGIN@   IDLE   WHAT
harry     p0       hpot-1t.cmpy.net  10:07PM        -  -cli (c1
wizard    p1       hpot-1t.cmpy.net  10:06PM        -  -cli (c1

user@host> request system logout user harry
user@host> show system users
10:07PM up 13 days, 1:25, 1 user, load averages: 0.24, 0.06, 0.02
USER      TTY      FROM              LOGIN@   IDLE   WHAT
wizard    p1       hpot-1t.cmpy.net  10:06PM        -  -cli (c1
```

**Meaning** The sample output for the first **show system users** command shows there were two users on the router, **harry** and **wizard**. The **request system logout user** command was issued to log out user **harry**. Because there is no output to indicate that **harry** was logged out, the **show system users** command was issued again to verify that user **harry** was actually logged out of the router.





## CHAPTER 6

# Managing Junos OS Processes

- [Disabling Junos OS Processes on page 79](#)
- [Viewing Core Files from Junos OS Processes on page 80](#)
- [Saving Core Files from Junos OS Processes on page 80](#)
- [Configuring Failover to Backup Media If a Junos OS Process Fails on page 80](#)
- [Using the AgentD Process for Exporting Data to the Routing Engine on page 81](#)
- [Using Virtual Memory for Process Configuration Data on page 82](#)
- [Example: Configuring Virtual Memory for Process Configuration Data on page 83](#)

## Disabling Junos OS Processes

---



**CAUTION:** Never disable any of the software processes unless instructed to do so by a Customer Support engineer.

To disable a software process, specify the appropriate option in the **processes** statement at the **[edit system]** hierarchy level:

```
[edit system]
processes {
  process-name (enable | disable);
}
```



**NOTE:** The *process-name* variable is one of the valid process names. You can obtain a complete list of process names by using the CLI command completion feature. For additional information, see [processes](#).

### Related Documentation

- [Configuring Failover to Backup Media If a Junos OS Process Fails on page 80](#)
- [Configuring Password Authentication for the Diagnostics Port](#)
- [Viewing Core Files from Junos OS Processes on page 80](#)

## Viewing Core Files from Junos OS Processes

---

When an internal Junos OS process generates a core file, the output found at `/var/crash/` and `/var/tmp/` can now be viewed. This provides a quick method of finding core issues across large networks.

Use the CLI command `show system core-dumps` to view core files.

```
root@host> show system core-dumps
-rw----- 1 root  wheel  268369920 Jun 18 17:59 /var/crash/vmcore.0
-rw-rw---- 1 root  field   3371008 Jun 18 17:53 /var/tmp/rpd.core.0
-rw-r--r-- 1 root  wheel   27775914 Jun 18 17:59 /var/crash/kernel.0
```

**Related Documentation**

- [Saving Core Files from Junos OS Processes on page 80](#)

## Saving Core Files from Junos OS Processes

---

By default, when an internal Junos OS process generates a core file, the file and associated context information are saved for debugging purposes in a compressed tar file named `/var/tmp/process-name.core.core-number.tgz`. The contextual information includes the configuration and system log message files.

To disable the saving of core files and associated context information, include the `no-saved-core-context` statement at the `[edit system]` hierarchy level:

```
[edit system]
no-saved-core-context;
```

To save the core files only, include the `saved-core-files` statement at the `[edit system]` hierarchy level and specify the number of files to save:

```
[edit system]
saved-core-files number;
```

*number* is the number of core files to save and can be a value from 1 through 10.

To save the core files along with the contextual information, include the `saved-core-context` statement at the `[edit system]` hierarchy level:

```
[edit system]
saved-core-context;
```

**Related Documentation**

- [Viewing Core Files from Junos OS Processes on page 80](#)

## Configuring Failover to Backup Media If a Junos OS Process Fails

---

For routers or switches with redundant Routing Engines, you can configure the router or switch to switch to backup media that contains a version of the system if a software process fails repeatedly. You can configure the router or switch to fail over either to

backup media or to the other Routing Engine. To configure automatic switchover to backup media if a software process fails, include the **failover** statement at the **[edit system processes process-name]** hierarchy level:

```
[edit system processes]
process-name failover (alternate-media | other-routing-engine);
```

**process-name** is one of the valid process names. If this statement is configured for a process, and that process fails four times within 30 seconds, the router reboots from either the alternative media or the other Routing Engine.

#### Related Documentation

- [Disabling Junos OS Processes on page 79](#)
- [Saving Core Files from Junos OS Processes on page 80](#)
- [processes on page 135](#)

## Using the AgentD Process for Exporting Data to the Routing Engine

Starting with Junos OS Release 14.2, the agent process is a control plane process. AgentD interfaces with the Junos OS CLI to configure sensors and streaming servers, and to export profiles that are present in the Packet Forwarding Engine. The data pertaining to sensors is in turn exported in .jrf (Java required files format) format at the configured intervals to the streaming servers from Packet Forwarding Engine. AgentD can intercept the data sent out from the Packet Forwarding Engine to prevent the Routing Engine processes or daemons from querying the Packet Forwarding Engine. Starting with Junos OS Release 14.2, this data is exported by agentD from the Packet Forwarding Engine to the Routing Engine. A historical snapshot of this data collected is maintained in the Routing Engine. A limit on the number of records of the sensor data that is saved in the Routing Engine exists.

The following operations occur during the export of data to the Routing Engine using agentD:

1. AgentD listens on port 2000 for messages from the Packet Forwarding Engine. Data can be received at the Routing Engine by configuring the IP address of one of the streaming servers as the Routing Engine IP address of fxp0 and port as 2000.
2. The data is sent by Packet Forwarding Engine in JRF format.
3. AgentD maintains the sensor data history in a database (/var/run/agentd.db). It is a Berkeley database. AgentD database has tables based on sensor types. Because CPU, NPU, and interface sensor types are supported, a total of three tables are created.
4. It is possible to maintain a history of maximum 50 records for each table in the database. The number of records is configured using a hidden statement.



**NOTE:** We recommend that you use the hidden statement to configure the limit on the number of records of sensor data that is exported by agentD only with the assistance of a Juniper Technical Assistance Center representative.

5. After the sensor data arrives at the Routing Engine, agentD decodes the header to find sensor type so as to write the data into the respective table. It determines the sensor ID, FPC slot, Packet Forwarding Engine ID, and retrieves the current timestamp. This 4-tuple value becomes the key for the table. The entire message along with the header is written to the database table.
6. When a fresh record needs to be written to the table, the maximum limit for number of records, if configured, is examined. If the limit is exceeded, the oldest entry is purged from the table to insert the fresh record.

**Release History Table**

Release	Description
14.2R1	Starting with Junos OS Release 14.2, the agent process is a control plane process.

## Using Virtual Memory for Process Configuration Data

Configuration data for each process in Junos OS is stored in memory that is mapped within the address space of each process, requiring a fixed maximum space to be reserved in each process. Typically, the maximum database size available is 680 MB for the i386 platform and 238 MB for other platforms. This scheme works well until a process is managing many functions at commit time and negatively impacts the commit time, or simply needs more memory than the default allotment. For example, the rpd process might be managing many routes and require more space to store important information about the routes.

In circumstances that require more than the maximum memory-mapped size, you can use **virtual-memory-mapping** at the **[edit system configuration-database]** hierarchy level to make more memory available for the configuration database per process.

You can configure a portion of virtual memory at a fixed size for the initial portion of the configuration database, and you can specify an amount to be used for page-pooling. Page-pooling uses a small amount of memory to bring database pages into memory as needed, rather than mapping the entire configuration database into the virtual memory space for the process.

For i386 platforms on the M Series, MX Series, and T Series devices only, you can also extend the configuration database size from a maximum of 680 MB to 1.5 GB.

### Related Documentation

- [Example: Configuring Virtual Memory for Process Configuration Data on page 83](#)
- [configuration-database on page 109](#)
- [extend-size on page 115](#)
- [virtual-memory-mapping on page 153](#)

---

## Example: Configuring Virtual Memory for Process Configuration Data

---

This example shows how to use **virtual-memory-mapping** to configure different fixed and page-pooling sizes for the configuration database for individual processes in Junos OS.

- [Requirements on page 83](#)
- [Overview on page 83](#)
- [Configuration on page 84](#)

### Requirements

This example uses the following hardware and software components:

- A Juniper Networks M Series, MX Series, PTX Series, or T Series router
- Junos OS Release 13.2 or later

### Overview

Typically, the maximum database size available for storing configuration data per process is 665.99 MB for M, MX, PTX, and T i386 platforms, with certain devices such as the PTX1000 Packet Transport Router having a maximum database size of 409.99 MB. The database size is mapped within the address space reserved for that process. Depending on the process, this database size might impact commit performance for a process that manages many changes at commit. To improve commit performance, you can use **virtual-memory-mapping** at the **[edit system configuration-database]** hierarchy level to allocate virtual memory for storing process configuration data on a per-process basis. You can configure a portion of the virtual memory as fixed size and a portion for page-pooling. Page-pooling uses just a small amount of memory to swap pages in or out as needed, rather than mapping the entire configuration database at once.

Using **virtual-memory-mapping** and enabling page-pooling are methods used to improve commit performance for processes that manage many changes at commit time that negatively impact commit performance.

Additionally, for M, MX, PTX, and T i386 systems, the option **extend-size** is available at the **[edit system configuration-database]** hierarchy level to increase the configuration database size, improving commit performance for mgd. The extended default size is based on the original default database size. A device with a default database size of 409.99 MB will extend to a maximum of 1049.99 MB, and a device with a default database size of 665.99 MB will extend to a maximum of 1305.99. The extended size will automatically be used by mgd. Other processes will only be able to access the increased size by using page-pooling. The **extend-size** option is not available on MX80, MX40, MX10, or MX5 platforms.

The configurations provided here are only examples. The sizes and processes that you configure will be different depending on the needs of your system.

---

### Syntax

The syntax structure used in this example is available in Junos OS Release 13.2 or later.

```
system {  
  configuration-database {  
    virtual-memory-mapping {  
      process process name {  
        fixed-size size KB;  
        page-pooling-size size KB;  
      }  
    }  
    extend-size;  
  }  
}
```

## Configuration

- [Configuring Virtual Memory Parameters for a Single Process on page 84](#)
- [Configuring Virtual Memory Parameters for Multiple Processes on page 85](#)
- [Configuring Extended Size for the Configuration Database on page 86](#)

---

### Configuring Virtual Memory Parameters for a Single Process

#### Step-by-Step Procedure

This example sets parameters of 512 KB for the fixed size and 512 KB for the page-pooling size of virtual memory mapping for the interface-control process, which controls the router's physical interface devices and logical interfaces.

This example assumes that the interface-control process on this sample system manages so many changes at commit time that performance is impacted. After completing this configuration on this system, the user expects improvement in the commit time performance.

1. Set the virtual memory fixed size to 512 KB and the page-pooling size to 512 KB for the interface-control process.

[edit]

```
user@host# set system configuration-database virtual-memory-mapping process  
interface-control fixed-size 512 page-pooling 512
```

2. Commit the changes.

```
user@host# commit
```

**Results** Verify the setup using the `show system configuration-database` command.

```
user@host# show system configuration-database  
  
configuration-database {  
  virtual-memory-mapping {  
    process interface-control {  
      fixed-size 512;  
      page-pooling-size 512;  
    }  
  }  
}
```



**NOTE:** Starting from Junos OS Release 15.1, you use the `show system configuration database usage` operational mode command to view the usage statistics of configuration database memory.

### Configuring Virtual Memory Parameters for Multiple Processes

#### Step-by-Step Procedure

You can configure virtual memory parameters for configuration data for more than one process on a single system. This example configures parameters to enable page-pooling for the processes: interface-control, mib-process, firewall, event-processing, vrrp, and snmp.

1. Set the fixed-size to 20480 and set the page-pooling size to 30720 for the interface-control process.

```
user@host# set system configuration-database virtual-memory-mapping process
interface-control fixed-size 20480 page-pooling 30720
```

2. Set the fixed-size to 512 and set the page-pooling size to 30720 for the mib-process.

```
user@host# set system configuration-database virtual-memory-mapping process
mib-process fixed-size 512 page-pooling 30720
```

3. Set the fixed-size to 30720 and set the page-pooling size to 1024 for the firewall process.

```
user@host# set system configuration-database virtual-memory-mapping process
firewall 30720 page-pooling 1024
```

4. Set the fixed-size to 10240 and set the page-pooling size to 10240 for the snmp process.

```
user@host# set system configuration-database virtual-memory-mapping process
snmp fixed-size 10240 page-pooling 10240
```

5. Commit the changes.

```
user@host# commit
```

**Results** Verify the setup using the `show system configuration-database` command.

```
user@host# show system configuration-database
configuration-database {
  virtual-memory-mapping {
    process interface-control {
      fixed-size 20480;
      page-pooling-size 30720;
    }
    process mib-process {
```

```

        fixed-size 512;
        page-pooling-size 30720;
    }
    process firewall {
        fixed-size 30720;
        page-pooling-size 1024;
    }
    process snmp {
        fixed-size 10240;
        page-pooling-size 10240;
    }
}
}

```



**NOTE:** Starting from Junos OS Release 15.1, you use the `show system configuration database usage` operational mode command to view the usage statistics of configuration database memory.

### Configuring Extended Size for the Configuration Database

#### Step-by-Step Procedure

This example increases the configuration database size available to mgd and other processes on i386 versions of M Series, MX Series, PTX Series, or T Series platforms. Devices with a default database size of 409.99 MB will extend to a maximum of 1049.99 MB, and devices with a default database size of 665.99 MB will extend to a maximum of 1305.99.



**NOTE:** This feature is only available on i386 platforms, and mgd automatically uses the increased database size. To make the extended memory available for other processes, enable `page-pooling-size` under `virtual-memory-mapping`. The extend-size option is not available on MX80, MX40, MX10, or MX5 platforms.

1. Extend the configuration database size.

```

[edit]
user@host# set system configuration-database extend-size

```

2. Commit the changes.

```

user@host# commit

```

**Results** Verify the setup using the `show system configuration-database` command. For brevity, this `show` output includes only the configuration that is relevant to this example.

```

user@host# show system configuration-database
configuration-database {

```



```
...
extend-size;
}
```



**NOTE:** Starting from Junos OS Release 15.1, you use the `show system configuration database usage` operational mode command to view the usage statistics of configuration database memory.

Release History Table

Release	Description
15.1	Starting from Junos OS Release 15.1, you use the <b>show system configuration database usage</b> operational mode command to view the usage statistics of configuration database memory.

Related Documentation

- [Using Virtual Memory for Process Configuration Data on page 82](#)
- [configuration-database on page 109](#)
- [extend-size on page 115](#)
- [virtual-memory-mapping on page 153](#)
- [show system configuration database usage on page 532](#)



## PART 3

# Configuration Statements and Operational Commands

- [Configuration Statements on page 91](#)
- [File Management Commands on page 155](#)
- [System Software Administrative Commands on page 175](#)
- [System Software Monitoring Commands on page 527](#)



## CHAPTER 7

# Configuration Statements

- [System Management Configuration Statements on page 92](#)
- [announcement on page 100](#)
- [archival on page 101](#)
- [archive-sites \(Configuration File\) on page 102](#)
- [autoinstallation on page 104](#)
- [backup-router on page 105](#)
- [commit \(System\) on page 106](#)
- [compress-configuration-files \(System\) on page 107](#)
- [configuration on page 108](#)
- [configuration-database on page 109](#)
- [configuration-servers on page 110](#)
- [delta-export on page 110](#)
- [domain-name on page 111](#)
- [domain-search on page 112](#)
- [dump-device on page 113](#)
- [events on page 114](#)
- [extend-size on page 115](#)
- [fast-synchronize on page 116](#)
- [fixed-size \(Virtual Memory Mapping\) on page 117](#)
- [groups on page 118](#)
- [host-name on page 120](#)
- [inet6-backup-router on page 121](#)
- [interfaces on page 122](#)
- [load-key-file on page 123](#)
- [location \(System\) on page 124](#)
- [login-tip on page 125](#)
- [max-configurations-on-flash on page 125](#)
- [message on page 126](#)

- [mirror-flash-on-disk](#) on page 127
- [name-server](#) on page 128
- [page-pooling-size \(Virtual Memory Mapping\)](#) on page 129
- [password \(Proxy Systems\)](#) on page 129
- [persist-groups-inheritance](#) on page 130
- [pic-console-authentication](#) on page 131
- [port \(Syslog\)](#) on page 132
- [port \(Proxy Server\)](#) on page 132
- [ports](#) on page 133
- [process \(Virtual Memory Mapping\)](#) on page 134
- [processes](#) on page 135
- [proxy \(System\)](#) on page 136
- [redundancy-interface-process](#) on page 137
- [root-authentication](#) on page 138
- [root-login](#) on page 140
- [routing \(System Processes\)](#) on page 141
- [saved-core-context](#) on page 142
- [saved-core-files](#) on page 143
- [server \(Batch Commits\)](#) on page 144
- [server \(Proxy\)](#) on page 145
- [static-host-mapping](#) on page 146
- [synchronize](#) on page 147
- [synchronize \(Commit configuration\)](#) on page 149
- [system](#) on page 149
- [transfer-interval \(Configuration\)](#) on page 150
- [transfer-on-commit](#) on page 151
- [trusted-key](#) on page 152
- [username \(System\)](#) on page 152
- [virtual-memory-mapping](#) on page 153

---

## System Management Configuration Statements

This topic lists all the configuration statements that you can include at the **[edit system]** hierarchy level to configure system management features:

```
system {  
  accounting {  
    destination {  
      radius {  
        server {  
          server-address {
```

```

        accounting-port port-number;
        retry number;
        secret password;
        source-address address;
        timeout seconds;
    }
}
tacplus {
    server {
        server-address {
            port port-number;
            secret password;
            single-connection;
            timeout seconds;
        }
    }
}
enhanced-avs-max;
events [ login change-log interactive-commands ];
}
archival {
    configuration {
        archive-sites {
            ftp://<username>:<password>@<host>:<port>/<url-path>;
            ftp://<username>:<password>@<host>:<port>/<url-path>;
        }
        transfer-interval interval;
        transfer-on-commit;
    }
}
allow-v4mapped-packets;
arp {
    aging-timer minutes;
    gratuitous-arp-delay;
    gratuitous-arp-on-ifup;
    interfaces;
    passive-learning;
    purging;
}
authentication-order [ authentication-methods ];
backup-router address <destination destination-address>;
commit {
    delta-export;
    fast-synchronize;
    persist-groups-inheritance ;
    server;
    synchronize
}
synchronize;
(compress-configuration-files | no-compress-configuration-files);
default-address-selection;
dump-device (compact-flash | remove-compact | usb);
diag-port-authentication (encrypted-password "password" | plain-text-password);
dynamic-profile-options {

```

```

    versioning;
}
domain-name domain-name;
domain-search [ domain-list ];
host-name hostname;
inet6-backup-router address <destination destination-address>;
internet-options {
    tcp-mss mss-value;
    (gre-path-mtu-discovery | no-gre-path-mtu-discovery);
    icmpv4-rate-limit bucket-size bucket-size packet-rate packet-rate;
    icmpv6-rate-limit bucket-size bucket-size packet-rate packet-rate;
    (ipip-path-mtu-discovery | no-ipip-path-mtu-discovery);
    (ipv6-path-mtu-discovery | no-ipv6-path-mtu-discovery);
    ipv6-path-mtu-discovery-timeout;
    no-tcp-rfc1323-paws;
    no-tcp-rfc1323;
    (path-mtu-discovery | no-path-mtu-discovery);
    source-port upper-limit <upper-limit>;
    (source-quench | no-source-quench);
    tcp-drop-synfin-set;
}
location {
    altitude feet;
    building name;
    country-code code;
    floor number;
    hcoord horizontal-coordinate;
    lata service-area;
    latitude degrees;
    longitude degrees;
    npa-nxx number;
    postal-code postal-code;
    rack number;
    vcoord vertical-coordinate;
}
login {
    announcement text;
    class class-name {
        access-end;
        access-start;
        allow-commands "regular-expression";
        ( allow-configuration | allow-configuration-regexps ) "regular expression 1" "regular expression 2";
        allowed-days;
        deny-commands "regular-expression";
        ( deny-configuration | deny-configuration-regexps ) "regular expression 1" "regular expression 2";
        idle-timeout minutes;
        login-script
        login-tip;
        permissions [ permissions ];
    }
    message text;
    password {
        change-type (set-transitions | character-set);
        format (md5 | sha1 | des);
    }
}

```



```

        maximum-length length;
        minimum-changes number;
        minimum-length length;
    }
    retry-options {
        backoff-threshold number;
        backoff-factor seconds;
        minimum-time seconds;
        tries-before-disconnect number;
    }
    user username {
        full-name complete-name;
        uid uid-value;
        class class-name;
        authentication {
            (encrypted-password "password" | plain-text-password);
            ssh-rsa "public-key";
            ssh-dsa "public-key";
        }
    }
}
login-tip number;
mirror-flash-on-disk;
name-server {
    address;
}
no-multicast-echo;
no-redirects;
no-ping-record-route;
no-ping-time-stamp;
ntp {
    authentication-key key-number type type value password;
    boot-server address;
    broadcast <address> <key key-number> <version value> <ttl value>;
    broadcast-client;
    multicast-client <address>;
    peer address <key key-number> <version value> <prefer>;
    source-address source-address;
    server address <key key-number> <version value> <prefer>;
    trusted-key [ key-numbers ];
}
ports {
    auxiliary {
        type terminal-type;
    }
    pic-console-authentication {
        encrypted-password encrypted-password;
        plain-text-password;
        console {
            insecure;
            log-out-on-disconnect;
            type terminal-type;
            disable;
        }
    }
}
processes {

```

```
        process--name (enable | disable) failover (alternate-media | other-routing-engine);
        timeout seconds;
    }
}
radius-server server-address {
    accounting-port port-number;
    port port-number;
    retry number;
    secret password;
    source-address source-address;
    timeout seconds;
}
radius-options {
    enhanced-accounting
    password-protocol mschap-v2;
}
attributes {
    nas-ip-address ip-address;
}
enhanced-accounting;
password-protocol mschap-v2;
}
root-authentication {
    (encrypted-password "password" | plain-text-password);
    ssh-rsa "public-key";
    ssh-dsa "public-key";
}
(saved-core-context | no-saved-core-context);
saved-core-files saved-core-files;
scripts {
    commit {
        allow-transients;
        file filename {
            optional;
            refresh;
            refresh-from url;
            source url;
        }
        traceoptions {
            file <filename> <files number> <size size> <world-readable | no-world-readable>;
            flag flag;
            no-remote-trace;
        }
    }
    op {
        file filename {
            arguments {
                argument-name {
                    description descriptive-text;
                }
            }
            command filename-alias;
            description descriptive-text;
            refresh;
            refresh-from url;
            source url;
        }
    }
}
```

```

    refresh;
    refresh-from url;
    traceoptions {
        file <filename> <files number> <size size> <world-readable | no-world-readable>;
        flag flag;
        no-remote-trace;
    }
}
services {
    finger {
        connection-limit limit;
        rate-limit limit;
    }
    flow-tap-dtcp {
        ssh {
            connection-limit limit;
            rate-limit limit;
        }
    }
    ftp {
        connection-limit limit;
        rate-limit limit;
    }
    rest {
        control {
            allowed-sources [ value-list ];
            connection-limit limit;
        }
        enable-explorer;
        http {
            addresses [ addresses ];
            port port-number;
        }
        https {
            addresses [ addresses ];
            cipher-list [ cipher-1 cipher-2 cipher-3 ... ];
            mutual-authentication {
                certificate-authority certificate-authority-profile-name;
            }
            port port-number;
            server-certificate local-certificate-identifier;
        }
        traceoptions {
            flag flag;
        }
    }
    service-deployment {
        servers server-address {
            port port-number;
        }
        source-address source-address;
    }
    ssh {
        root-login (allow | deny | deny-password);
        protocol-version [v1 v2];
    }
}

```

```

        connection-limit limit;
        rate-limit limit;
    }
    telnet {
        connection-limit limit;
        rate-limit limit;
    }
    web-management {
        http {
            interfaces [ interface-names ];
            port port;
        }
        https {
            interfaces [ interface-names ];
            local-certificate name;
            port port;
        }
        session {
            idle-timeout [ minutes ];
            session-limit [ session-limit ];
        }
    }
    xnm-clear-text {
        connection-limit limit;
        rate-limit limit;
    }
    xnm-ssl {
        connection-limit limit;
        local-certificate name;
        rate-limit limit;
    }
}
static-host-mapping {
    hostname {
        alias [ alias ];
        inet [ address ];
        sysid system-identifier;
    }
}
syslog {
    archive <files number> <size size> <world-readable | no-world-readable>;
    console {
        facility severity;
    }
    file filename {
        facility severity;
        archive <archive-sites {ftp-url <password password>}> <files number> <size size>
            <start-time "YYYY-MM-DD.hh:mm"> <transfer-interval minutes> <world-readable |
            no-world-readable>;
        explicit-priority;
        match "regular-expression";
        match-string string-name;
        structured-data {
            brief;
        }
    }
}

```

```

host (hostname | other-routing-engine | scc-master) {
    facility severity;
    explicit-priority;
    facility-override facility;
    log-prefix string;
    match "regular-expression";
    source-address source-address;
    structured-data {
        brief;
    }
}
source-address source-address;
time-format (year | millisecond | year millisecond);
user (username | *) {
    facility severity;
    match "regular-expression";
}
}
tacplus-options {
    enhanced-accounting;
    service-name service-name;
    (no-cmd-attribute-value | exclude-cmd-attribute);
}
tacplus-server server-address {
    secret password;
    single-connection;
    source-address source-address;
    timeout seconds;
}
time-zone (GMT hour-offset | time-zone);
}
tracing {
    destination-override {
        syslog host;
    }
}
}
use-imported-time-zones;
}

```

## announcement

---

<b>Syntax</b>	<code>announcement text;</code>
<b>Hierarchy Level</b>	[edit system login]
<b>Release Information</b>	Statement introduced before Junos OS Release 7.4. Statement introduced in Junos OS Release 9.0 for EX Series switches.
<b>Description</b>	Configure a system login announcement. This announcement appears after a user logs in.
<b>Options</b>	<b>text</b> —Text of the announcement. If the text contains any spaces, enclose it in quotation marks.
<b>Required Privilege Level</b>	system—To view this statement in the configuration. system-control—To add this statement to the configuration
<b>Related Documentation</b>	<ul style="list-style-type: none"><li>• <i>Configuring Junos OS to Display a System Login Announcement</i></li><li>• <a href="#">message on page 126</a></li></ul>

## archival

**Syntax**

```

archival {
  configuration {
    archive-sites {
      file://<path>/<filename>;
      ftp://username@host:<port>url-path password password;
      http://username@host:<port>url-path password password;
      pasvftp://username@host:<port>url-path password password;
      scp://username@host:<port>url-path password password;
    }
    transfer-interval interval;
    transfer-on-commit;
  }
}

```

**Hierarchy Level** [edit system]

**Release Information** Statement introduced before Junos OS Release 7.4.  
Statement introduced in Junos OS Release 9.0 for EX Series switches.  
Statement introduced in Junos OS Release 11.1 for the QFX Series.  
Statement introduced in Junos OS Release 14.1X53-D20 for OCX Series switches.

**Description** Configure copying of the currently active configuration to an archive site. An archive site can be a file, or an FTP, HTTP, or SCP location.

**Options** The remaining statements are explained separately.





**NOTE:** The [edit system archival] hierarchy is not available on QFabric systems.

**Required Privilege Level** admin—To view this statement in the configuration.  
admin-control—To add this statement to the configuration.

**Related Documentation**

- [Using Junos OS to Configure a Router or Switch to Transfer Its Configuration to an Archive Site on page 61](#)

## archive-sites (Configuration File)

<b>Syntax</b>	<pre>archive-sites {   file://&lt;path&gt;/&lt;filename&gt;;   ftp://username@host:&lt;port&gt;url-path password password;   http://username@host:&lt;port&gt;url-path password password;   pasvftp://username@host:&lt;port&gt;url-path password password;   scp://username@host:&lt;port&gt;url-path password password; }</pre>
<b>Hierarchy Level</b>	[edit system archival configuration]
<b>Release Information</b>	<p>Statement introduced before Junos OS Release 7.4.</p> <p>Statement introduced in Junos OS Release 9.0 for EX Series switches.</p> <p>Statement introduced in Junos OS Release 11.1 for the QFX Series.</p> <p>Statement introduced in Junos OS Release 14.1X53-D20 for OCX Series switches.</p>
<b>Description</b>	<p>Specify where to transfer the current configuration files. When specifying a URL in a Junos OS statement using an IPv6 host address, you must enclose the entire URL in quotation marks (" ") and enclose the IPv6 host address in brackets ([ ]). For example, <b>"scp://username&lt;:password&gt;@[ipv6-host-address]&lt;:port&gt;/url-path"</b></p> <p>If you specify more than one archive site, the router or switch attempts to transfer the configuration files to the first archive site in the list, moving to the next only if the transfer fails.</p> <p>The destination filename is saved in the following format, where <i>n</i> corresponds to the number of the compressed configuration rollback file that has been archived:</p> <p><b>router-name_YYYYMMDD_HHMMSS_juniper.conf.n.gz</b></p> <div>  <p><b>NOTE:</b> The time included in the destination filename is always in Coordinated Universal Time (UTC) regardless of whether the time on the router or switch is configured as UTC or the local time zone. The default time zone on the router or switch is UTC.</p> </div> <div>  <p><b>NOTE:</b> The [edit system archival] hierarchy is not available on QFabric systems.</p> </div>
<b>Options</b>	<p>The prefix used in the configuration statement determines the form of transfer:</p> <p><b>file://</b> —transfer on a path to a named file</p> <p><b>ftp://</b> —transfer using active FTP server</p>



**http://**—transfer using HTTP server

**pasvftp://** —transfer to a device that only accepts passive FTP services

**scp://** —transfer to a known host using background SCP file transfers

<b>Required Privilege</b>	system—To view this statement in the configuration.
<b>Level</b>	system-control—To add this statement to the configuration.

<b>Related Documentation</b>	<ul style="list-style-type: none"><li>• <a href="#">Configuring Archive Sites for the Transfer of Active Configuration Files on page 62</a></li><li>• <a href="#">Junos OS Commit Model for Router or Switch Configuration on page 35</a></li><li>• <a href="#">configuration on page 108</a></li><li>• <a href="#">transfer-on-commit on page 151</a></li></ul>
------------------------------	--

## autoinstallation

<b>Syntax</b>	<pre> autoinstallation {   configuration-servers {     url;   }   interfaces {     interface-name {       bootp;       rarp;     }   } } </pre>
<b>Hierarchy Level</b>	[edit <a href="#">system</a> ]
<b>Release Information</b>	<p>Statement introduced before Junos OS Release 7.4.</p> <p>Statement introduced in Junos OS Release 9.1 for EX Series switches.</p> <p>Statement introduced in Junos OS Release 12.2 for ACX Series Universal Access Routers.</p>
<b>Description</b>	<p>Download a configuration file automatically from an FTP, Hypertext Transfer Protocol (HTTP), or Trivial FTP (TFTP) server. When you power on a router or switch configured for autoinstallation, it requests an IP address from a Dynamic Host Configuration Protocol (DHCP) server. Once the router or switch has an address, it sends a request to a configuration server and downloads and installs a configuration.</p>
<b>Options</b>	The remaining statements are explained separately. See <a href="#">CLI Explorer</a> .
<b>Required Privilege Level</b>	<p>system—To view this statement in the configuration.</p> <p>system-control—To add this statement to the configuration.</p>
<b>Related Documentation</b>	<ul style="list-style-type: none"> <li>• <i>ACX Series Autoinstallation Overview</i></li> <li>• <i>Before You Begin Autoinstallation on an ACX Series Universal Access Router</i></li> <li>• <i>Autoinstallation Configuration of ACX Series Universal Access Routers</i></li> <li>• <i>USB Autoinstallation on ACX Series Routers</i></li> <li>• <i>Verifying Autoinstallation on ACX Series Universal Access Routers</i></li> <li>• <i>show system autoinstallation status</i></li> <li>• <i>Upgrading Software by Using Automatic Software Download for Switches</i></li> <li>• <a href="#">configuration-servers on page 110</a></li> <li>• <i>idle-timeout</i></li> </ul>

## backup-router

---

<b>Syntax</b>	<code>backup-router address &lt;destination <i>destination-address</i>&gt;;</code>
<b>Hierarchy Level</b>	[edit <a href="#">system</a> ]
<b>Release Information</b>	Statement introduced before Junos OS Release 7.4.
<b>Description</b>	Set a default router (running IP version 4 [IPv4]) to use while the local router (running IPv4) is booting and if the routing protocol processes fail to start. The Junos OS removes the route to this router as soon as the software starts.
<b>Options</b>	<p><b>address</b>—Address of the default router.</p> <p><b>destination <i>destination-address</i></b>—(Optional) Destination address that is reachable through the backup router. You can include this option to achieve network reachability while loading, configuring, and recovering the router, but without the risk of installing a default route in the forwarding table.</p> <p><b>Default:</b> All hosts (default route) are reachable through the backup router.</p>
<b>Required Privilege Level</b>	<p>system—To view this statement in the configuration.</p> <p>system-control—To add this statement to the configuration.</p>
<b>Related Documentation</b>	<ul style="list-style-type: none"> <li>• <i>Configuring a Backup Router</i></li> </ul>

## commit (System)

---

Syntax	<pre>commit {   commit-synchronize-server;   delta-export;   fast-synchronize;   notification;   peers;   peers-synchronize;   persist-groups-inheritance;   server;   synchronize; }</pre>
Hierarchy Level	[edit system]
Release Information	<p>Statement introduced in Junos OS Release 7.4.</p> <p>Option <b>persist-groups-inheritance</b> added in Junos OS Release 13.2.</p> <p>Option <b>delta-export</b> added in Junos OS Release 14.2.</p> <p>Option <b>peers</b> added in Junos OS Release 14.2R6</p> <p>Option <b>peers-synchronize</b> added in Junos OS Release 14.2R6</p>
Description	Configure options for Junos OS commit.
Options	<p><b>commit-synchronize-server</b>—(Optional) Specify traceoptions for commit synchronize server actions.</p> <p><b>delta-export</b>—(Optional) Configure system commit to export only the changes made in the candidate configuration instead of exporting the entire candidate configuration to the configuration database.</p> <p><b>fast-synchronize</b>—(Optional) Configure the default commit to occur simultaneously on dual Routing Engines.</p> <p><b>notification</b>—(Optional) Notify applications upon commit completion.</p> <p><b>peers</b>—(Optional) Specify the host names or IP addresses of the MC-LAG peers and the user authentication details for the users administering the MC-LAG peers that are participating in commit synchronization.</p> <p><b>peers-synchronize</b>—(Optional) Configure a commit synchronization on MC-LAG peers.</p> <p><b>persist-groups-inheritance</b>—(Optional) Configure commit to quickly apply configuration groups that use wildcards.</p> <p><b>server</b>—(Optional) Configure a default batch commit.</p> <p><b>synchronize</b>—(Optional) Configure the default commit to occur sequentially on dual Routing Engines.</p>

**Required Privilege Level** maintenance—To view this statement in the configuration.  
 maintenance-control—To add this statement to the configuration.

**Related Documentation**

- [delta-export on page 110](#)
- [fast-synchronize on page 116](#)
- [persist-groups-inheritance on page 130](#)
- [server on page 144](#)
- [synchronize on page 147](#)

## compress-configuration-files (System)

**Syntax** (compress-configuration-files | no-compress-configuration-files);

**Hierarchy Level** [edit [system](#)]

**Release Information** Statement introduced before Junos OS Release 7.4.

**Description** Compress the current operational configuration file. By default, the current operational configuration file is compressed, and is stored in the file **juniper.conf**, in the **/config** file system, along with the last three committed versions of the configuration. However, with large networks, the current configuration file might exceed the available space in the **/config** file system. Compressing the current configuration file allows the file to fit in the file system, typically reducing the size of the file by 90 percent. The current configuration file is compressed on the second commit of the configuration after the first commit is made to include the **compress-configuration-files** statement.



**NOTE:** We recommend that you enable compression of the router configuration files to minimize the amount of disk space that they require.

**Default** The current operational configuration file is uncompressed.

**Required Privilege Level** system—To view this statement in the configuration.  
 system-control—To add this statement to the configuration.

**Related Documentation**

- *Compressing the Current Configuration File*

## configuration

**Syntax**

```
configuration {
  transfer-interval interval;
  transfer-on-commit;
  archive-sites {
    file://<path>/<filename>;
    ftp://username@host:<port>url-path password password;
    http://username@host:<port>url-path password password;
    pasvftp://username@host:<port>url-path password password;
    scp://username@host:<port>url-path password password;
  }
}
```

**Hierarchy Level** [edit system archival]

**Release Information** Statement introduced before Junos OS Release 7.4.  
 Statement introduced in Junos OS Release 9.0 for EX Series switches.  
 Statement introduced in Junos OS Release 11.1 for the QFX Series.  
 Statement introduced in Junos OS Release 14.1X53-D20 for OCX Series switches.

**Description** Configure the router or switch to periodically transfer its currently active configuration (or after each commit).



**NOTE:** The [edit system archival] hierarchy is not available on QFabric systems.

**Options** The remaining statements are explained separately. See [CLI Explorer](#).

**Required Privilege Level** system—To view this statement in the configuration.  
 system-control—To add this statement to the configuration.

**Related Documentation**

- [Using Junos OS to Configure a Router or Switch to Transfer Its Configuration to an Archive Site on page 61](#)
- [archive](#)
- [archive-sites on page 102](#)
- [transfer-interval on page 150](#)
- [transfer-on-commit on page 151](#)

## configuration-database

<b>Syntax</b>	<pre> configuration-database {     ephemeral {         allow-commit-synchronize-with-gres;         ignore-ephemeral-default;         instance <i>instance-name</i>;     }     virtual-memory-mapping {         process <i>process name</i> {             fixed-size <i>size KB</i>;             page-pooling-size <i>size KB</i>;         }     }     extend-size; } </pre>
<b>Hierarchy Level</b>	[edit system]
<b>Release Information</b>	Statement introduced in Junos OS Release 13.2.
<b>Description</b>	<p>Define parameters for the configuration databases.</p> <p>Configure the <b>virtual-memory-mapping</b> statement hierarchy to increase the memory space available for the configuration database size per process, as needed, by using virtual memory mapping and page-pooling.</p> <p>Configure the <b>ephemeral</b> statement hierarchy to specify options for the ephemeral configuration database.</p>
<b>Options</b>	<p><b>extend-size</b>—For i386 platforms on the M Series , MX Series, or T Series devices only, increase the memory space available for the configuration database, per process, up to 1.5 GB.</p> <p>The remaining statements are explained separately. See <a href="#">CLI Explorer</a>.</p>
<b>Required Privilege Level</b>	<p>admin—To view this statement in the configuration.</p> <p>admin-control—To add this statement to the configuration.</p>
<b>Related Documentation</b>	<ul style="list-style-type: none"> <li>• <a href="#">Example: Configuring Virtual Memory for Process Configuration Data on page 83</a></li> </ul>

## configuration-servers

---

<b>Syntax</b>	<pre>configuration-servers {     url; }</pre>
<b>Hierarchy Level</b>	[edit <a href="#">system autoinstallation</a> ]
<b>Release Information</b>	Statement introduced before Junos OS Release 7.4. Statement introduced in Junos OS Release 9.0 for EX Series switches.
<b>Description</b>	For EX Series switches only, configure the URL address of a server from which to obtain configuration files. Examples of URLs:  <b><i>tf<del>tp</del>://hostname/path/filename</i></b>  <b><i>ft<del>p</del>://username:prompt@ft<del>p</del>.hostname.net/filename /</i></b>
<b>Required Privilege Level</b>	system—To view this statement in the configuration. system-control—To add this statement to the configuration.
<b>Related Documentation</b>	<ul style="list-style-type: none"><li>• <i>Upgrading Software by Using Automatic Software Download for Switches</i></li><li>• Getting Started Guide for your router model</li><li>• <a href="#">autoinstallation on page 104</a></li><li>• <i>idle-timeout</i></li></ul>

## delta-export

---

<b>Syntax</b>	<pre>delta-export;</pre>
<b>Hierarchy Level</b>	[edit <a href="#">system commit</a> ]
<b>Release Information</b>	Statement introduced in Junos OS Release 14.2.
<b>Description</b>	Configure system commit to export only the changes made in the candidate configuration instead of exporting the entire candidate configuration to the configuration database. This helps to reduce the time taken to commit the configuration changes.
<b>Required Privilege Level</b>	system—To view this statement in the configuration. system-control—To add this statement to the configuration.
<b>Related Documentation</b>	<ul style="list-style-type: none"><li>• <a href="#">commit on page 106</a></li><li>• <a href="#">System Management Configuration Statements on page 92</a></li></ul>



## domain-name

---

<b>Syntax</b>	<code>domain-name <i>domain-name</i>;</code>
<b>Hierarchy Level</b>	[edit system]
<b>Release Information</b>	Statement introduced before Junos OS Release 7.4. Statement introduced in Junos OS Release 9.0 for EX Series switches.
<b>Description</b>	Configure the name of the domain in which the router or switch is located. This is the default domain name that is appended to hostnames that are not fully qualified.
<b>Options</b>	<i>domain-name</i> —Name of the domain.
<b>Required Privilege Level</b>	system—To view this statement in the configuration. system-control—To add this statement to the configuration.
<b>Related Documentation</b>	<ul style="list-style-type: none"><li>• <i>Reaching a Domain Name System Server</i></li></ul>

## domain-search

---

<b>Syntax</b>	<code>domain-search [ <i>domain-list</i> ];</code>
<b>Hierarchy Level</b>	<code>[edit system],</code> <code>[edit system services dhcp],</code> <code>[edit system services dhcp],</code> <code>[edit system services dhcp pool],</code> <code>[edit system services dhcp static-binding]</code>
<b>Release Information</b>	Statement introduced before Junos OS Release 7.4. Statement introduced in Junos OS Release 9.0 for EX Series switches.
<b>Description</b>	Configure a list of domains to search (in the case where you want to configure access to multiple DNS servers for redundancy, and/or to resolve hosts that the previous server could not).
<b>Options</b>	<b><i>domain-list</i></b> —List of domain servers to search. The list can contain up to six domain names, separated by a space, with a total of up to 256 characters. For example to search <b>domain1.net</b> , and if it fails to resolve the host, <b>domain2.net</b> , and if fails to resolve the host, <b>domain3.net</b> , you would configure the following domain list at the <b>domain-search</b> hierarchy level:  <code>[edit system]</code> <code>set domain-search [domain1.net domain2.net domain3.net]</code>
<b>Required Privilege Level</b>	<code>system</code> —To view this statement in the configuration. <code>system-control</code> —To add this statement to the configuration.
<b>Related Documentation</b>	<ul style="list-style-type: none"><li>• <i>Configuring a Domain Name and Domain Search List for a DHCP Server Host</i></li><li>• <i>Reaching a Domain Name System Server</i></li></ul>

## dump-device

---



<b>Syntax</b>	<pre> dump-device {   compact-flash;   removable-compact-flash;   usb; } </pre>
<b>Hierarchy Level</b>	[edit system]
<b>Release Information</b>	Statement introduced before Junos OS Release 7.4.
<b>Description</b>	<p>Configure the medium used for storing memory snapshots of system failure. When you specify the storage and an operating system fails, the operating system writes a snapshot of the state of the router when it failed to the storage medium. When the operating system is rebooted, the storage device is checked for a snapshot. If found, the snapshot of memory is written to the <b>/var/crash</b> directory on the router and can be examined by Juniper Networks customer support to help determine the cause of failure.</p> <p>If the swap partition on the device medium is not large enough for the system memory snapshot, the snapshot is not successfully written to the directory. Use the <b>request system snapshot</b> command to specify the swap partition.</p>
<b>Options</b>	<p><b>compact-flash</b>—The primary CompactFlash card.</p> <p><b>removable-compact-flash</b>—The CompactFlash card on the front of the router as the system software failure memory snapshot device.</p> <p><b>usb</b>—The device attached to the universal serial bus (USB) port.</p>
<b>Required Privilege Level</b>	<p>system—To view this statement in the configuration.</p> <p>system-control—To add this statement to the configuration.</p>
<b>Related Documentation</b>	<ul style="list-style-type: none"> <li>Getting Started Guide for your router model</li> </ul>

## events

---

<b>Syntax</b>	<code>events [ <i>events</i> ];</code>
<b>Hierarchy Level</b>	[edit system accounting]
<b>Release Information</b>	Statement introduced before Junos OS Release 7.4. Statement introduced in Junos OS Release 9.0 for EX Series switches.
<b>Description</b>	Configure the types of events to track and log.
<b>Options</b>	<b><i>events</i></b> —Event types; can be one or more of the following: <ul style="list-style-type: none"><li>• <b>change-log</b>—Audit configuration changes.</li><li>• <b>interactive-commands</b>—Audit interactive commands (any command-line input).</li><li>• <b>login</b>—Audit logins.</li></ul>
<b>Required Privilege Level</b>	system—To view this statement in the configuration. system-control—To add this statement to the configuration.
<b>Related Documentation</b>	<ul style="list-style-type: none"><li>• <i>Specifying TACACS+ Auditing and Accounting Events</i></li></ul>

## extend-size

<b>Syntax</b>	extend-size;
<b>Hierarchy Level</b>	[edit system configuration-database]
<b>Description</b>	<p>(M, MX, PTX, and T i386 only) Extend the default size of the configuration database. The extended default size is based on the original default database size. A device with a default database size of 409.99 MB will extend to a maximum of 1049.99 MB, and a device with a default database size of 665.99 MB will extend to a maximum of 1305.99. This is only used by mgd and only in the M, MX, PTX and T Series i386 platforms. The <b>extend-size</b> option is not available on MX80, MX40, MX10, or MX5 platforms.</p>
	<p> <b>NOTE:</b> You must reboot the router after committing this statement to make the change effective.</p>
	<p> <b>NOTE:</b> Starting with Junos OS Release 15.1R2, any operation on the <b>system configuration-database extend-size</b> configuration statement such as, <b>deactivate</b>, <b>delete</b>, or <b>set</b>, generates the following warning message:</p> <p>Change in 'system configuration-database extend-size' will be effective at next reboot only.</p>
<b>Required Privilege Level</b>	<p>admin—To view this statement in the configuration.</p> <p>admin-control—To add this statement to the configuration.</p>
<b>Related Documentation</b>	<ul style="list-style-type: none"> <li>• <a href="#">Example: Configuring Virtual Memory for Process Configuration Data on page 83</a></li> </ul>

## fast-synchronize

---

<b>Syntax</b>	<code>fast-synchronize;</code>
<b>Hierarchy Level</b>	[edit <code>system</code> commit]
<b>Release Information</b>	Statement introduced in Junos OS Release 12.2.
<b>Description</b>	Configure commits to run in parallel (simultaneously) on both the master and backup Routing Engines to reduce the time required for commit synchronization. The <b>fast-synchronize</b> configuration is valid only on systems with two Routing Engines.

**NOTE:**

- When the **fast-synchronize** statement is configured, the commits on the master Routing Engine and the backup Routing Engine run in parallel. In this process, the configuration is validated only on the Routing Engine where you execute the **commit** command. Therefore, it is recommended not to include too many configuration details in groups like `re0` and `re1`, because the configuration specified in group `re0` is applied only if the current Routing Engine is in slot 0. Likewise, the configuration specified in group `re1` is applied only if the current Routing Engine is in slot 1.
  - Ensure that the Junos OS software version running on both the Routing Engines is same.
- 

<b>Required Privilege</b>	<code>system</code> —To view this statement in the configuration.
<b>Level</b>	<code>system-control</code> —To add this statement to the configuration.

<b>Related Documentation</b>	<ul style="list-style-type: none"><li>• <i>Configuring Multiple Routing Engines to Synchronize Committed Configurations Automatically</i></li><li>• <a href="#">synchronize on page 147</a></li></ul>
------------------------------	---

## fixed-size (Virtual Memory Mapping)

---

<b>Syntax</b>	<code>fixed-size size KB;</code>
<b>Hierarchy Level</b>	[edit system configuration-database virtual-memory-mapping process <i>process name</i> ]
<b>Description</b>	Configure a nondefault size for the fixed size memory to be used for the initial portion of the configuration database for a specific process when using virtual memory mapping to improve commit performance. This is used in conjunction with a page-pooling size set aside to swap pages in and out of virtual memory to improve commit performance.
<b>Options</b>	<p><b>size KB</b>—Size in kilobytes to directly map for the initial portion (fixed size) of the configuration database for the specified process.</p> <p><b>Range:</b> Minimum 1024 KB, maximum 680 MB</p>
<b>Required Privilege Level</b>	<p>admin—To view this statement in the configuration.</p> <p>admin-control—To add this statement to the configuration.</p>
<b>Related Documentation</b>	<ul style="list-style-type: none"> <li>• <a href="#">Using Virtual Memory for Process Configuration Data on page 82</a></li> <li>• <a href="#">Example: Configuring Virtual Memory for Process Configuration Data on page 83</a></li> <li>• <a href="#">configuration-database on page 109</a></li> <li>• <a href="#">extend-size on page 115</a></li> <li>• <a href="#">virtual-memory-mapping on page 153</a></li> </ul>

## groups

```
Syntax  groups {
        group-name {
            configuration-data;
            when {
                chassis chassis-id;
                member member-id;
                model model-id;
                node node-id;
                peers [ names of peers ]
                routing-engine routing-engine-id;
                time <start-time> [to <end-time>];
            }
            conditional-data;
        }
        lccn-re0 {
            configuration-data;
        }
        lccn-re1 {
            configuration-data;
        }
    }
```

Hierarchy Level [edit]

Release Information Statement introduced before Junos OS Release 7.4.

Description Create a configuration group.

Options —

**group-name**—Name of the configuration group. To configure multiple groups, specify more than one **group-name**.

**configuration-data**—The configuration statements that are to be applied elsewhere in the configuration with the **apply-groups** statement, to have the target configuration inherit the statements in the group.

**when conditional-data**—Option introduced in Junos 11.3. The conditional statements that are to be applied when this configuration group is applied.

On routers that support multiple Routing Engines, you can also specify two special group names:

**re0**—Configuration statements that are to be applied to the Routing Engine in slot 0.

**re1**—Configuration statements that are to be applied to the Routing Engine in slot 1.

The configuration specified in group **re0** is applied only if the current Routing Engine is in slot 0; likewise, the configuration specified in group **re1** is applied only if the



current Routing Engine is in slot 1. Therefore, both Routing Engines can use the same configuration file, each using only the configuration statements that apply to it. Each **re0** or **re1** group contains at a minimum the configuration for the hostname and the management interface (**fxp0**). If each Routing Engine uses a different management interface, the group also should contain the configuration for the backup router and static routes.

(Routing matrix only) The TX Matrix router supports group names for the Routing Engines in each connected T640 router in the following formats:



**NOTE:** The management Ethernet interface used for the TX Matrix Plus router, T1600 routers in a routing matrix, and PTX Series Packet Transport Routers, is **em0**. Junos OS automatically creates the router's management Ethernet interface, **em0**.

- **lccn-re0**—Configuration statements applied to the Routing Engine in slot 0 of the specified T640 router that is connected to a TX Matrix router.
- **lccn-re1**—Configuration statements applied to the specified to the Routing Engine in slot 1 of the specified T640 router that is connected to a TX Matrix router.

*n* identifies the T640 router and can be from 0 through 3.

The remaining statements are explained separately. See [CLI Explorer](#).

**Required Privilege Level**      configure—To enter configuration mode.

**Related Documentation**

- *Creating the Junos OS Configuration Group*
- *apply-groups*
- *apply-groups-except*

## host-name

---

<b>Syntax</b>	<code>host-name <i>hostname</i>;</code>
<b>Hierarchy Level</b>	[edit system]
<b>Release Information</b>	Statement introduced before Junos OS Release 7.4. Statement introduced in Junos OS Release 9.0 for EX Series switches.
<b>Description</b>	Set the hostname of the router or switch.
<b>Options</b>	<i>hostname</i> —Name of the router or switch.
<b>Required Privilege Level</b>	system—To view this statement in the configuration. system-control—To add this statement to the configuration.
<b>Related Documentation</b>	<ul style="list-style-type: none"><li>• <i>Understanding Hostnames</i></li><li>• <i>Configuring the Hostname of a Router or Switch by Using a Configuration Group</i></li></ul>

## inet6-backup-router

---


<b>Syntax</b>	<code>inet6-backup-router <i>address</i> &lt;destination <i>destination-address</i>&gt;;</code>
<b>Hierarchy Level</b>	[edit system]
<b>Release Information</b>	Statement introduced before Junos OS Release 7.4. Statement introduced in Junos OS Release 9.0 for EX Series switches.
<b>Description</b>	Set a default router (running IP version 6 [IPv6]) to use while the local router or switch (running IPv6) is booting and if the routing protocol processes fail to start. The Junos OS removes the route to this router or switch as soon as the software starts.
<b>Options</b>	<p><b><i>address</i></b>—Address of the default router.</p> <p><b><i>destination destination-address</i></b>—(Optional) Destination address that is reachable through the backup router. You can include this option to achieve network reachability while loading, configuring, and recovering the router or switch, but without the risk of installing a default route in the forwarding table.</p> <p><b>Default:</b> All hosts (default route) are reachable through the backup router.</p>
<b>Required Privilege Level</b>	<p>system—To view this statement in the configuration.</p> <p>system-control—To add this statement to the configuration.</p>
<b>Related Documentation</b>	<ul style="list-style-type: none"><li>• <i>Configuring a Backup Router</i></li></ul>

## interfaces

---

<b>Syntax</b>	<pre>interfaces {     interface-name {         bootp;         rarp;     } }</pre>
<b>Hierarchy Level</b>	[edit <a href="#">system autoinstallation</a> ]
<b>Release Information</b>	Statement introduced before Junos OS Release 7.4. Statement introduced in Junos OS Release 9.0 for EX Series switches.
<b>Description</b>	Configure the interface on which to perform autoinstallation. A request for an IP address is sent from the interface. Specify the IP address procurement protocol.
<b>Options</b>	<b>rarpbootp</b> —Send requests over serial interfaces with Frame Relay.  <b>rarp</b> —Send requests over Ethernet interfaces.
<b>Required Privilege Level</b>	system—To view this statement in the configuration. system-control—To add this statement to the configuration.
<b>Related Documentation</b>	<ul style="list-style-type: none"><li>• <i>Upgrading Software by Using Automatic Software Download for Switches</i></li><li>• <a href="#">autoinstallation on page 104</a></li></ul>

## load-key-file

<b>Syntax</b>	<code>load-key-file URL filename;</code>
<b>Hierarchy Level</b>	[edit system root-authentication], [edit system login user <i>username</i> authentication]
<b>Release Information</b>	Statement introduced before Junos OS Release 7.4. Statement introduced in Junos OS Release 9.0 for EX Series switches. Statement introduced in Junos OS Release 11.1 for the QFX Series. Statement introduced in Junos OS Release 14.1X53-D20 for the OCX Series.
<b>Description</b>	<div>  <b>NOTE:</b> ECDSA is not supported on the QFabric system. </div> <p>Load RSA (SSH version 2) and DSA or ECDSA (SSH version 2) public keys from a previously-generated named file at a specified URL location or local path. The file contains one or more SSH keys that are copied into the configuration when the command is issued.</p>
<b>Required Privilege Level</b>	admin—To view this statement in the configuration. admin-control—To add this statement to the configuration.
<b>Related Documentation</b>	<ul style="list-style-type: none"> <li>• <i>Configuring the Root Password</i></li> <li>• <i>Configuring the Root Password</i></li> <li>• <i>Configuring Junos OS User Accounts by Using a Configuration Group</i></li> </ul>

## location (System)

---

Syntax	<pre>location {     altitude <i>feet</i>;     building <i>name</i>;     country-code <i>code</i>;     floor <i>number</i>;     hcoord <i>horizontal-coordinate</i>;     lata <i>transport-area</i>;     latitude <i>degrees</i>;     longitude <i>degrees</i>;     npa-nxx <i>number</i>;     postal-code <i>postal-code</i>;     rack <i>number</i>;     vcoord <i>vertical-coordinate</i>; }</pre>
Hierarchy Level	[edit system]
Release Information	Statement introduced before Junos OS Release 7.4. Statement introduced in Junos OS Release 9.0 for EX Series switches.
Description	Configure the system location in various formats.
Options	<p><b>altitude <i>feet</i></b>—Number of feet above sea level.</p> <p><b>building <i>name</i></b>—Name of building. The name of the building can be 1 to 28 characters in length. If the string contains spaces, enclose it in quotation marks (" ").</p> <p><b>country-code <i>code</i></b>—Two-letter country code.</p> <p><b>floor <i>number</i></b>—Floor in the building.</p> <p><b>hcoord <i>horizontal-coordinate</i></b>—Bellcore Horizontal Coordinate.</p> <p><b>lata <i>transport-area</i></b>—Local Access Transport Area.</p> <p><b>latitude <i>degrees</i></b>—Latitude in degree format.</p> <p><b>longitude <i>degrees</i></b>—Longitude in degree format.</p> <p><b>npa-nxx <i>number</i></b>—First six digits of the phone number (area code and exchange).</p> <p><b>postal-code <i>postal-code</i></b>—Postal code.</p> <p><b>rack <i>number</i></b>—Rack number.</p> <p><b>vcoord <i>vertical-coordinate</i></b>—Bellcore Vertical Coordinate.</p>
Required Privilege Level	system—To view this statement in the configuration. system-control—To add this statement to the configuration.

- Related Documentation**
- [Specifying the Physical Location of the Router or Switch on page 63](#)

## login-tip

---

<b>Syntax</b>	login-tip;
<b>Hierarchy Level</b>	[edit system login class <i>class-name</i> ]
<b>Release Information</b>	Statement introduced before Junos OS Release 7.4. Statement introduced in Junos OS Release 9.0 for EX Series switches.
<b>Description</b>	Enable CLI tips at login.
<b>Default</b>	Disabled.
<b>Required Privilege Level</b>	system—To view this statement in the configuration. system-control—To add this statement to the configuration.
<b>Related Documentation</b>	<ul style="list-style-type: none"> <li>• <a href="#">Configuring Login Tips</a></li> </ul>

## max-configurations-on-flash

---

<b>Syntax</b>	max-configurations-on-flash <i>number</i> ;
<b>Hierarchy Level</b>	[edit system]
<b>Release Information</b>	Statement introduced before Junos OS Release 7.4.
<b>Description</b>	Specify the number of configurations stored on the CompactFlash card.
<b>Options</b>	<p><i>number</i>—The number of configurations stored on the CompactFlash card.</p> <p><b>Range:</b> 0 through 49. The most recently saved configuration is number 0, and the oldest saved configuration is number 49.</p>
<b>Required Privilege Level</b>	system—To view this statement in the configuration. system-control—To add this statement to the configuration.
<b>Related Documentation</b>	<ul style="list-style-type: none"> <li>• <a href="#">Using Junos OS to Specify the Number of Configurations Stored on the CompactFlash Card on page 60</a></li> </ul>

## message

---

<b>Syntax</b>	<code>message text;</code>
<b>Hierarchy Level</b>	[edit system login]
<b>Release Information</b>	Statement introduced before Junos OS Release 7.4. Statement introduced in Junos OS Release 9.0 for EX Series switches.
<b>Description</b>	<p>Configure a system login message. This message appears before a user logs in.</p> <p>You can format the message using the following special characters:</p> <ul style="list-style-type: none"><li>• \n—New line</li><li>• \t—Horizontal tab</li><li>• \'—Single quotation mark</li><li>• \"—Double quotation mark</li><li>• \\—Backslash</li></ul>
<b>Options</b>	<code>text</code> —Text of the message.
<b>Required Privilege Level</b>	system—To view this statement in the configuration. system-control—To add this statement to the configuration
<b>Related Documentation</b>	<ul style="list-style-type: none"><li>• <i>Configuring Junos OS to Display a System Login Message</i></li><li>• <a href="#">announcement on page 100</a></li></ul>



## mirror-flash-on-disk

**Syntax** mirror-flash-on-disk;

**Hierarchy Level** [edit system]

**Release Information** Statement introduced before Junos OS Release 7.4.  
Statement deprecated for Junos OS with Upgraded FreeBSD in Junos OS Release 15.1.



**NOTE:** To determine which platforms run Junos OS with Upgraded FreeBSD, see the table listing the platforms currently running Junos OS with upgraded FreeBSD in *Release Information for Junos OS with Upgraded FreeBSD*.

**Description** Configure the hard disk to automatically mirror the contents of the CompactFlash card. The hard disk maintains a synchronized mirror copy of the CompactFlash card contents. Data written to the CompactFlash card is simultaneously updated in the mirrored copy of the hard disk. If the CompactFlash card fails to read data, the hard disk automatically retrieves its mirrored copy of the CompactFlash card.



**CAUTION:** We recommend that you disable flash disk mirroring when you upgrade or downgrade the router.

You cannot issue the `request system snapshot` command while the `mirror-flash-on-disk` statement is enabled.



**NOTE:** After you have enabled or disabled the `mirror-flash-on-disk` statement, you must reboot the router for your changes to take effect. To reboot, issue the `request system reboot` command.

**Required Privilege Level** system—To view this statement in the configuration.  
system-control—To add this statement to the configuration.

**Related Documentation**

- [Configuring Automatic Mirroring of the CompactFlash Card on the Hard Disk Drive on page 59](#)

## name-server

---

<b>Syntax</b>	<code>name-server {     <code>address</code>; }</code>
<b>Hierarchy Level</b>	[edit system], [edit system services dhcp], [edit system services dhcp], [edit system services dhcp pool], [edit system services dhcp static-binding]
<b>Release Information</b>	Statement introduced before Junos OS Release 7.4. Statement introduced in Junos OS Release 9.0 for EX Series switches.
<b>Description</b>	Configure one or more Domain Name System (DNS) name servers.
<b>Options</b>	<b><code>address</code></b> —Address of the name server. To configure multiple name servers, include a maximum of three <b><code>address</code></b> options.
<b>Required Privilege Level</b>	system—To view this statement in the configuration. system-control—To add this statement to the configuration.
<b>Related Documentation</b>	<ul style="list-style-type: none"><li>• <i>Reaching a Domain Name System Server</i></li></ul>

## page-pooling-size (Virtual Memory Mapping)

---

<b>Syntax</b>	<code>page-pooling-size size KB;</code>
<b>Hierarchy Level</b>	[edit system configuration-database virtual-memory-mapping process <i>process name</i> ]
<b>Description</b>	Configure a page-pooling size to use to swap pages in and out of virtual memory for a specific process when using virtual memory mapping to improve commit performance. This is used in conjunction with a fixed size memory to be used for the initial portion of the configuration database.
<b>Options</b>	<b>size KB</b> —Size in kilobytes to use for page-pooling the remaining data in the database. <b>Range:</b> Minimum 1024 KB, maximum 680 MB
<b>Required Privilege Level</b>	admin—To view this statement in the configuration. admin-control—To add this statement to the configuration.
<b>Related Documentation</b>	<ul style="list-style-type: none"> <li>• <a href="#">Using Virtual Memory for Process Configuration Data on page 82</a></li> <li>• <a href="#">Example: Configuring Virtual Memory for Process Configuration Data on page 83</a></li> <li>• <a href="#">configuration-database on page 109</a></li> <li>• <a href="#">extend-size on page 115</a></li> <li>• <a href="#">virtual-memory-mapping on page 153</a></li> </ul>

## password (Proxy Systems)

---

<b>Syntax</b>	<code>password password;</code>
<b>Hierarchy Level</b>	[edit system proxy]
<b>Release Information</b>	Statement introduced in Junos OS Release 11.4.
<b>Description</b>	Configure the proxy server parameters for a device.
<b>Required Privilege Level</b>	system—To view this statement in the configuration. system-control—To add this statement to the configuration.
<b>Related Documentation</b>	<ul style="list-style-type: none"> <li>• <a href="#">Example: Configuring a Proxy Server for License Updates on page 56</a></li> </ul>

## **`persist-groups-inheritance`**

---

<b>Syntax</b>	<code>persist-groups-inheritance;</code>
<b>Hierarchy Level</b>	[edit system commit]
<b>Release Information</b>	Statement introduced in Junos OS Release 13.2.
<b>Description</b>	Configure this option to improve commit performance for systems that use many configuration groups that use wildcards. This option causes the full inheritance paths of the configuration groups to be built in the database instead of in the process memory.
<b>Options</b>	There are no options for this configuration.
<b>Required Privilege Level</b>	admin—To view this statement in the configuration. admin-control—To add this statement to the configuration.
<b>Related Documentation</b>	<ul style="list-style-type: none"><li>• <i>Improving Commit Time When Using Configuration Groups</i></li></ul>

## pic-console-authentication

<b>Syntax</b>	<pre>pic-console authentication {   (encrypted-password "password"   plain-text-password); }</pre>
<b>Hierarchy Level</b>	[edit system]
<b>Release Information</b>	Statement introduced before Junos OS Release 7.4.
<b>Description</b>	Configure console access to Physical Interface Cards (PICs).
<b>Default</b>	Disabled. By default, there is no password setting for console access.
<b>Options</b>	<p><b>encrypted-password "password"</b>—Use MD5 or other encrypted authentication. Specify the MD5 or other password. You can specify only one encrypted password.</p> <p>You cannot configure a blank password for <b>encrypted-password</b> using blank quotation marks (" "). You must configure a password whose number of characters range from 1 through 128 characters and enclose the password in quotation marks.</p> <p><b>plain-text-password</b>—Use a plain-text password. The CLI prompts you for the password and then encrypts it. The CLI displays the encrypted version, and the software places the encrypted version in its user database. You can specify only one plain-text password.</p> <p>The default requirements for plain-text passwords are:</p> <ul style="list-style-type: none"> <li>• The password must be between 6 and 128 characters long</li> <li>• You can include most character classes in a password (uppercase letters, lowercase letters, numbers, punctuation marks, and other special characters). Control characters are not recommended.</li> <li>• Valid passwords must contain at least one change of case or character class.</li> </ul>
<b>Required Privilege Level</b>	<p><b>admin</b>—To view this statement in the configuration.</p> <p><b>admin-control</b>—To add this statement to the configuration.</p>
<b>Related Documentation</b>	<ul style="list-style-type: none"> <li>• <a href="#">Configuring Junos OS to Set Console and Auxiliary Port Properties on page 64</a></li> <li>• <a href="#">Configuring Password Authentication for Console Access to PICs</a></li> </ul>

## port (Syslog)

---

<b>Syntax</b>	<code>port <i>port number</i>;</code>
<b>Hierarchy Level</b>	[edit system syslog host <i>hostname</i>   other-routing-engine  scc-master)]
<b>Release Information</b>	Statement introduced in Junos OS Release 11.3.
<b>Description</b>	Specify the port number for the remote syslog server.
<b>Options</b>	<i>port number</i> —Port number of the remote syslog server. <b>Range:</b> 0 through 65535 <b>Default:</b> 514
<b>Required Privilege Level</b>	system—To view this statement in the configuration. system-control—To add this statement to the configuration.
<b>Related Documentation</b>	<ul style="list-style-type: none"><li>• <i>syslog</i></li><li>• <i>host</i></li></ul>

## port (Proxy Server)

---

<b>Syntax</b>	<code>port <i>port-number</i>;</code>
<b>Hierarchy Level</b>	[edit system proxy]
<b>Release Information</b>	Statement introduced in Junos OS Release 11.4.
<b>Description</b>	Configure the port number for the proxy server ranging from <b>0</b> through <b>65535</b> .
<b>Required Privilege Level</b>	system—To view this statement in the configuration. system-control—To add this statement to the configuration.
<b>Related Documentation</b>	<ul style="list-style-type: none"><li>• <a href="#">Example: Configuring a Proxy Server for License Updates on page 56</a></li></ul>

## ports

<b>Syntax</b>	<pre> ports {   auxiliary {     disable;     insecure;     type <i>terminal-type</i>;     port-type (mini-usb   rj45);   }   console {     disable;     insecure;     log-out-on-disconnect;     type <i>terminal-type</i>;   } } </pre>
<b>Hierarchy Level</b>	[edit system]
<b>Release Information</b>	<p>Statement introduced before Junos OS Release 7.4.</p> <p>Statement introduced in Junos OS Release 9.0 for EX Series switches.</p>
<b>Description</b>	<p>Configure the properties of the console and auxiliary ports. The ports are located on the router's craft interface.</p> <p>See the switch's hardware documentation for port locations.</p> <p>The remaining statements are explained separately.</p>
<b>Required Privilege Level</b>	<p>system—To view this statement in the configuration.</p> <p>system-control—To add this statement to the configuration.</p>
<b>Related Documentation</b>	<ul style="list-style-type: none"> <li>• <a href="#">Configuring Junos OS to Set Console and Auxiliary Port Properties on page 64</a></li> </ul>

## process (Virtual Memory Mapping)

---

<b>Syntax</b>	<pre>process process name {     fixed-size size;     page-pooling-size size; }</pre>
<b>Hierarchy Level</b>	[edit system configuration-database virtual-memory-mapping]
<b>Description</b>	Configure parameters on a per-process basis for using virtual memory mapping for the configuration database. Configure a nondefault size for the fixed size memory to be used for the initial portion of the configuration database for a specific process. Also configure a page-pooling size to be used to access virtual memory as needed by implementing page-pooling.
<b>Options</b>	<p><b>fixed-size size KB</b>—Size in kilobytes to directly map for the initial portion of the configuration database for the specified process. <b>Range:</b> Minimum 512 KB, maximum 680 MB</p> <p><b>page-pooling-size size KB</b>—Size in kilobytes to use for page-pooling the remaining data in the database. <b>Range:</b> Minimum 512 KB, maximum 680 MB</p>
<b>Required Privilege Level</b>	admin—To view this statement in the configuration. admin-control—To add this statement to the configuration.
<b>Related Documentation</b>	<ul style="list-style-type: none"><li>• <a href="#">Using Virtual Memory for Process Configuration Data on page 82</a></li><li>• <a href="#">Example: Configuring Virtual Memory for Process Configuration Data on page 83</a></li><li>• <a href="#">configuration-database on page 109</a></li><li>• <a href="#">extend-size on page 115</a></li><li>• <a href="#">virtual-memory-mapping on page 153</a></li></ul>



## processes

**Syntax** `processes {  
    process-name (enable | disable) failover (alternate-media | other-routing-engine);  
    timeout seconds;  
}`

**Hierarchy Level** [edit system]

**Release Information** Statement introduced before Junos OS Release 7.4.  
Statement introduced in Junos OS Release 9.0 for EX Series switches.

**Description** Configure which Junos OS processes are running on the router or switch.



**CAUTION:** Never disable any of the software processes unless instructed to do so by a customer support engineer.

**Default** All processes are enabled by default.

**Options** (enable | disable)—(Optional) Enable or disable a specified process.

**failover (alternate-media | other-routing-engine)**—(Optional) For routers or switches with redundant Routing Engines only, switch to backup media if a process fails repeatedly. If a process fails four times within 30 seconds, the router or switch reboots from the alternate media or the other Routing Engine.

**process-name**—One of the valid process names. You can obtain a complete list of process names by using the CLI command completion feature. After specifying a process name, command completion also indicates any additional options for that process.

**timeout seconds**—(Optional) How often the system checks the watchdog timer, in seconds. If the watchdog timer has not been checked in the specified number of seconds, the system reloads. If you set the time value too low, it is possible for the system to reboot immediately after it loads.

**Values:** 15, 60, or 180

**Default:** 180 seconds (rounded up to 291 seconds by the Junos kernel)

**Required Privilege Level** system—To view this statement in the configuration.  
system-control—To add this statement to the configuration.

**Related Documentation** • [Disabling Junos OS Processes on page 79](#)

## proxy (System)

---

<b>Syntax</b>	<pre>proxy {   server (<i>hostname</i>   <i>ip-address</i>);   port <i>port-number</i>;   username <i>username</i>;   password <i>password</i>; }</pre>
<b>Hierarchy Level</b>	[edit system]
<b>Release Information</b>	Statement introduced in Junos OS Release 11.4.
<b>Description</b>	<p>Configure the proxy server properties for a device.</p> <p>The remaining statements are explained separately. See <a href="#">CLI Explorer</a>.</p>
<b>Required Privilege Level</b>	<p>system—To view this statement in the configuration.</p> <p>system-control—To add this statement to the configuration.</p>
<b>Related Documentation</b>	<ul style="list-style-type: none"><li>• <a href="#">Example: Configuring a Proxy Server for License Updates on page 56</a></li></ul>

## redundancy-interface-process

<b>Syntax</b>	<pre> redundancy-interface-process {     command <i>binary-file-path</i>;     disable;     failover (alternate-media   other-routing-engine); } </pre>
<b>Hierarchy Level</b>	[edit system processes]
<b>Release Information</b>	Statement introduced in Junos OS Release 8.5.
<b>Description</b>	Specify as an active or backup process of an application server, configure to process traffic for more than one logical application server.
<b>Options</b>	<ul style="list-style-type: none"> <li>• <b>command <i>binary-file-path</i></b>—Path to the binary process.</li> <li>• <b>disable</b>—Disable the redundancy interface management process.</li> <li>• <b>failover</b>—Configure the device to reboot if the software process fails four times within 30 seconds, and specify the software to use during the reboot. <ul style="list-style-type: none"> <li>• <b>alternate-media</b>—Configure the device to switch to backup media that contains a version of the system if a software process fails repeatedly.</li> <li>• <b>other-routing-engine</b>—Instruct the secondary Routing Engine to take mastership if a software process fails. If this statement is configured for a process, and that process fails four times within 30 seconds, then the device reboots from the secondary Routing Engine.</li> </ul> </li> </ul>
<b>Required Privilege Level</b>	system—To view this statement in the configuration. system-control—To add this statement to the configuration.

## root-authentication

<b>Syntax</b>	<pre> root-authentication {     (encrypted-password "password"   plain-text-password);     load-key-file URL:filename;     no-public-keys     ssh-dsa "public-key";     ssh-ecdsa "public-key";     ssh-rsa "public-key"; } </pre>
<b>Hierarchy Level</b>	[edit system]
<b>Release Information</b>	<p>Statement introduced before Junos OS Release 7.4.</p> <p>Statement introduced in Junos OS Release 9.0 for EX Series switches.</p>
<b>Description</b>	<p>Configure the authentication methods for the root-level user, whose username is <b>root</b>.</p> <p>You can use the <b>load-key-file URL:filename</b> statement to load an SSH key file that was previously generated using <b>ssh-keygen</b>.</p> <p>Optionally, you can use the <b>ssh-dsa</b>, <b>ssh-ecdsa</b>, or <b>ssh-rsa</b> statements to directly configure SSH RSA, DSA, or ECDSA keys to authenticate root logins. You can configure more than one public key for SSH authentication of root logins as well as for user accounts. When a user logs in as root, the public keys are referenced to determine whether the private key matches any of them.</p> <p>To view the SSH keys entries, use the configuration mode <b>show</b> command. For example:</p> <pre> [edit system] user@host# set root-authentication load-key-file my-host:.ssh/id_dsa.pub .file.19692   0 KB   0.3 kB/s   ETA: 00:00:00   100% [edit system] user@host# show root-authentication {     ssh-rsa "ABC123 user@domain.net"; #     SECRET-DATA } </pre>
<b>Options</b>	<p><b>encrypted-password "password"</b>—MD5 or other encrypted authentication. Specify the MD5 or other password. You can specify only one encrypted password.</p> <p>You cannot configure a blank password for <b>encrypted-password</b> using blank quotation marks (" "). You must configure a password whose number of characters range from 1 through 128 characters and enclose the password in quotation marks.</p> <p><b>load-key-file URL:filename</b>—Load an SSH key file that was previously generated using <b>ssh-keygen</b>. The <b>URL:filename</b> is the path to the file's location and name. When using this option, the contents of the key file are copied into the configuration immediately</p>

after entering the **load-key-file** *URL:filename* statement. This command loads RSA (SSH version 2) and DSA (SSH version 2) public keys.

**no-public-keys**—Disables SSH public key based authentication.

**plain-text-password**—Plain-text password. The CLI prompts you for the password and then encrypts it. The CLI displays the encrypted version, and the software places the encrypted version in its user database. You can specify only one plain-text password.

**ssh-eccdsa "public/private-key"**—SSH ECDSA (variant of DSA that uses elliptic curve cryptography) public key. You can specify one or more public keys.

**ssh-dsa "public-key"**—SSH version 2 authentication. Specify the DSA (SSH version 2) public key. You can specify one or more public keys.

**ssh-rsa "public-key"**—SSH version 2 authentication. Specify the RSA (SSH version 2) public key. You can specify one or more public keys.

<b>Required Privilege Level</b>	admin—To view this statement in the configuration. admin-control—To add this statement to the configuration.
---------------------------------	---

<b>Related Documentation</b>	<ul style="list-style-type: none"><li>• <i>Junos OS User Accounts Overview</i></li><li>• <i>Protecting Network Security by Configuring the Root Password</i></li><li>• <i>Recovering the Root Password</i></li><li>• <i>authentication</i></li></ul>
------------------------------	--

## root-login

---

<b>Syntax</b>	root-login (allow   deny   deny-password);
<b>Hierarchy Level</b>	[edit system services ssh]
<b>Release Information</b>	Statement introduced before Junos OS Release 7.4. Statement introduced in Junos OS Release 9.0 for EX Series switches. Statement introduced in Junos OS Release 11.1 for the QFX Series. Statement introduced in Junos OS Release 14.1X53-D20 for OCX Series switches.
<b>Description</b>	Control user access through SSH.
<b>Default</b>	<b>root-login deny-password</b> is the default for most systems.  Starting in Junos release 17.4R1 for MX Series routers, the default for root-login is <b>deny</b> . In previous Junos releases, the default setting for the MX240, MX480, MX960, MX2010 and MX2020 was <b>allow</b> .
<b>Options</b>	<b>allow</b> —Allow users to log in to the router or switch as root through SSH.  <b>deny</b> —Disable users from logging in to the router or switch as root through SSH.  <b>deny-password</b> —Allow users to log in to the router or switch as root through SSH when the authentication method (for example, RSA authentication) does not require a password.
<b>Required Privilege Level</b>	admin—To view this statement in the configuration. admin-control—To add this statement to the configuration.
<b>Related Documentation</b>	<ul style="list-style-type: none"><li>• <i>Configuring the Root Login Through SSH</i></li></ul>

## routing (System Processes)

<b>Syntax</b>	routing { force-32-bit   force-64-bit   auto-64-bit; }
<b>Hierarchy Level</b>	[edit system processes], [edit logical-systems <i>logical-system name</i> system processes]
<b>Release Information</b>	Statement introduced in Junos OS Release 13.3 R4.
<b>Description</b>	Configure routing protocols process (rpd) mode.
<b>Default</b>	<b>force-32-bit</b> mode is used in Junos 15.1F2 and prior releases  <b>auto-64-bit</b> mode is used starting in Junos 15.1F3
<b>Options</b>	<b>auto-64-bit</b> —(Optional) Enable to use 64-bit mode. If the system is 64-bit capable and has at least 16 GB of RAM, then <b>auto-64-bit</b> will cause the Routing Engine to run in 64-bit mode. Otherwise, it will run in 32-bit mode.



**NOTE:** This option is not applicable for logical systems.



**NOTE:** Starting in Junos 15.1F3, 15.1R2, 15.1R3, and 15.2R1, 64-bit mode is enabled by default on systems that support it and which have at least 16 GB of RAM.

**force-32-bit**—(Optional) Enable to always use 32-bit mode.



**NOTE:** For MX Series routers, virtual private LAN service (VPLS) dynamic profiles are not supported with the 64-bit mode routing protocol process (rpd). To enable VPLS dynamic profiles configuration, configure the routing process to use 32-bit mode.

**force-64-bit**—(Optional) Enable to always use 64-bit mode.



**TIP:** You need not restart the routing protocol process (rpd) to use the 64-bit mode. However, forcing rpd from 32-bit to 64-bit or 64-bit-to 32-bit will restart the rpd process, which can impact the routing protocols. For this reason, it is recommended to perform these changes in a maintenance window.

**Required Privilege Level** system—To view this statement in the configuration.  
system-control—To add this statement to the configuration.

**Related Documentation**

- [Disabling Junos OS Processes on page 79](#)
- [processes on page 135](#)

---

## saved-core-context

---

**Syntax** (saved-core-context | no-saved-core-context);

**Hierarchy Level** [edit system]

**Release Information** Statement introduced before Junos OS Release 7.4.

**Description** Configure whether the router saves core files generated by internal Junos processes, along with contextual information (system log files and a copy of the current configuration):

- **saved-core-context**—The router saves each cores file and its associated context in a compressed tar file named `/var/tmp/process-name.core.core-number.tgz`.
- **no-saved-core-context**—The router does not save cores files and their associated context.

The router saves core files.

**Required Privilege Level** admin—To view this statement in the configuration.  
admin-control—To add this statement to the configuration.

**Related Documentation**

- [Saving Core Files from Junos OS Processes on page 80](#)
- [saved-core-files on page 143](#)



## saved-core-files

---

<b>Syntax</b>	<code>saved-core-files</code> <i>number</i> ;
<b>Hierarchy Level</b>	[edit system]
<b>Release Information</b>	Statement introduced before Junos OS Release 7.4.
<b>Description</b>	Save core files generated by internal Junos processes, but not the associated contextual information (configuration and system log files).
<b>Options</b>	<i>number</i> —Maximum number of core files to save. <b>Range:</b> 1 through 10
<b>Required Privilege Level</b>	admin—To view this statement in the configuration. admin-control—To add this statement to the configuration.
<b>Related Documentation</b>	<ul style="list-style-type: none"><li>• <a href="#">Saving Core Files from Junos OS Processes on page 80</a></li><li>• <a href="#">saved-core-context on page 142</a></li></ul>

## server (Batch Commits)

Syntax	<pre> server {   commit-interval&lt;number-of-seconds-between-commits&gt;;   commit-schedule-profile;   days-to-keep-error-logs&lt;days-to-keep-error-log-entries&gt;;   maximum-aggregate-pool&lt;maximum-number-of-commits-to-aggregate&gt;;   maximum-entries &lt;number-of-entries&gt;;   redirect-completion-status;   retry-attempts;   retry-interval;   traceoptions {     file filename;     files number;     flag (all   batch   commit-server   configuration);     size maximum-file-size;     (world-readable   no-world-readable);   } } </pre>
Hierarchy Level	[edit system commit]
Release Information	Statement introduced in Junos OS Release 12.1.
Description	Configure the system commit to occur in batches. Configure parameters for aggregating and saving batch commits.
Options	<p><b><i>commit-interval</i></b>—Configure the interval between commits.</p> <p><b><i>commit-schedule-profile</i></b>—Configure the scheduling profile for asynchronous low priority commits.</p> <p><b><i>days-to-keep-error-logs</i></b>—Configure the number of days to keep log entries.</p> <p><b><i>maximum-aggregate-pool</i></b>—Configure the maximum number of commits to aggregate together.</p> <p><b><i>maximum-entries</i></b> —Configure the maximum number of commit entries.</p> <p><b><i>redirect-completion-status</i></b>—Configure the redirect asynchronous commit status to server configured here.</p> <p><b><i>retry-attempts</i></b>—Configure the retry attempts for commit failure due to db lock error.</p> <p><b><i>retry-interval</i></b>—Configure the retry interval in seconds for commit failure.</p>
Required Privilege Level	<p>system—To view this statement in the configuration.</p> <p>system-control—To add this statement to the configuration.</p>

- Related Documentation**
- [Example: Configuring Batch Commit Server Properties](#)

---

## server (Proxy)

---

<b>Syntax</b>	<code>server (hostname   ip-address);</code>
<b>Hierarchy Level</b>	[edit system proxy]
<b>Release Information</b>	Statement introduced in Junos OS Release 11.4.
<b>Description</b>	Configure the proxy server name or IP address.
<b>Required Privilege Level</b>	system—To view this statement in the configuration. system-control—To add this statement to the configuration.
<b>Related Documentation</b>	<ul style="list-style-type: none"><li>• <a href="#">Example: Configuring a Proxy Server for License Updates on page 56</a></li></ul>

## static-host-mapping

<b>Syntax</b>	<pre>static-host-mapping {     hostname {         alias [ <i>aliases</i> ];         inet [ <i>addresses</i> ];         inet6 [ <i>addresses</i> ];         sysid <i>system-identifier</i>;     } }</pre>
<b>Hierarchy Level</b>	[edit system]
<b>Release Information</b>	Statement introduced before Junos OS Release 7.4.
<b>Description</b>	(Optional) Statically map a hostname to one or more IP addresses and aliases, and configure an International Organization for Standardization (ISO) system identifier (system ID).
<b>Default</b>	If you do not statically map the hostname, the mapping is generated dynamically, based on the system configuration. For instance, if you omit the <b>static-host-mapping hostname sysid</b> statement, the IS-IS system ID is dynamically generated from the host portion of the ISO address configured on the loopback interface (lo0) and is mapped to the <b>host-name</b> statement configured at the [edit system] hierarchy level.
<b>Options</b>	<p><b>alias <i>alias</i></b>—Alias for the hostname.</p> <p><b>hostname</b>—Fully qualified hostname.</p> <p><b>inet <i>address</i></b>—IP address. You can specify one or more IP addresses for the host.</p> <p><b>inet6 <i>address</i></b>—IP address. You can specify one or more IPv6 addresses for the host.</p> <p><b>sysid <i>system-identifier</i></b>—ISO system identifier (system ID). This is the 6-byte portion of the Intermediate System-to-Intermediate System (IS-IS) network service access point (NSAP). We recommend that you use the host's IP address represented in binary-coded decimal (BCD) format. For example, the IP address 208.197.169.18 is 2081.9716.9018 in BCD.</p>
<b>Required Privilege Level</b>	<p>system—To view this statement in the configuration.</p> <p>system-control—To add this statement to the configuration.</p>
<b>Related Documentation</b>	<ul style="list-style-type: none"> <li><i>Configuring the Hostname of a Router or Switch by Using a Configuration Group</i></li> </ul>

## synchronize

<b>Syntax</b>	synchronize;
<b>Hierarchy Level</b>	[edit system commit]
<b>Release Information</b>	Statement introduced in Junos OS Release 7.4. Statement introduced in Junos OS Release 10.4 for EX Series switches.
<b>Description</b>	For devices with multiple Routing Engines only. Configure the <b>commit</b> command to automatically perform a <b>commit synchronize</b> action between dual Routing Engines within the same chassis. The Routing Engine on which you execute the <b>commit</b> command (the requesting Routing Engine) copies and loads its candidate configuration to the other (the responding) Routing Engine. Each Routing Engine then performs a syntax check on the candidate configuration file being committed. If no errors are found, the configuration is activated and becomes the current operational configuration on both Routing Engines.



**NOTE:** If you configure the **commit synchronize** statement at the [edit system] hierarchy level and issue a **commit** in the master Routing Engine, the master configuration is automatically synchronized with the backup. However, if the backup Routing Engine is down when you issue the **commit**, the Junos OS displays a warning and commits the candidate configuration in the master Routing Engine. When the backup Routing Engine comes up, its configuration will automatically be synchronized with the master. A newly inserted backup Routing Engine automatically synchronizes its configuration with the master Routing Engine configuration.



**NOTE:** When you configure nonstop active routing (NSR), you must configure the **commit synchronize** statement. Otherwise, the **commit** operation fails.

On the TX Matrix router, synchronization only occurs between the Routing Engines within the same chassis. When synchronization is complete, the new configuration is then distributed to the Routing Engines on the T640 routers. That is, the master Routing Engine on the TX Matrix router distributes the configuration to the master Routing Engine on each T640 router. Likewise, the backup Routing Engine on the TX Matrix router distributes the configuration to the backup Routing Engine on each T640 router.

On the TX Matrix Plus router, synchronization only occurs between the Routing Engines within the switch-fabric chassis and when synchronization is complete, the new configuration is then distributed to the Routing Engines on the line-card chassis (LCC). That is, the master Routing Engine on the TX Matrix Plus router distributes the configuration to the master Routing Engine on each LCC. Likewise, the backup Routing

Engine on the TX Matrix Plus router distributes the configuration to the backup Routing Engine on each LCC.

In EX Series Virtual Chassis configurations:

- On EX4200 switches in Virtual Chassis, synchronization occurs between the switch in the master role and the switch in the backup role.
- On EX8200 switches in a Virtual Chassis, synchronization occurs only between the master and backup XRE200 External Routing Engines.

**Options**    **and-quit**—(Optional) Quit configuration mode if the commit synchronization succeeds.

**at**—(Optional) Time at which to activate configuration changes.

**comment**—(Optional) Write a message to the commit log.

**force**—(Optional) Force a commit synchronization on the other Routing Engine (ignore warnings).

**scripts**—(Optional) Push scripts to the other Routing Engine.

**Required Privilege**    **system**—To view this statement in the configuration.

**Level**    **system-control**—To add this statement to the configuration.

**Related**    • *Synchronizing the Routing Engine Configuration*

**Documentation**    • *Configuring Multiple Routing Engines to Synchronize Committed Configurations Automatically*

## synchronize (Commit configuration)

<b>Syntax</b>	synchronize;
<b>Hierarchy Level</b>	[edit <a href="#">system</a> commit]
<b>Release Information</b>	Statement introduced in Junos OS Release 7.4. Statement introduced in Junos OS Release 9.0 for EX Series switches.
<b>Description</b>	<p>For devices with multiple Routing Engines only. Configure a <b>commit</b> command to automatically result in a <b>commit synchronize</b> action between dual Routing Engines within the same chassis. The Routing Engine on which you execute the <b>commit</b> command (the requesting Routing Engine) copies and loads its candidate configuration to the other (the responding) Routing Engines. All Routing Engines then perform a syntax check on the candidate configuration file being committed. If no errors are found, the configuration is activated and becomes the current operational configuration on all Routing Engines.</p> <p>Starting with Junos OS Release 9.3, accounting of events and operations on a backup Routing Engine is not supported on accounting servers such as TACACS+ or RADIUS. Logging of accounting events is supported only for events and operations on a master Routing Engine.</p>
<b>Required Privilege Level</b>	system—To view this statement in the configuration. system-control—To add this statement to the configuration.
<b>Related Documentation</b>	<ul style="list-style-type: none"> <li><i>Configuring Multiple Routing Engines to Synchronize Committed Configurations Automatically</i></li> </ul>

## system

<b>Syntax</b>	system { ... }
<b>Hierarchy Level</b>	[edit]
<b>Release Information</b>	Statement introduced before Junos OS Release 7.4. Statement introduced in Junos OS Release 9.0 for EX Series switches.
<b>Description</b>	Configure system management properties.
<b>Required Privilege Level</b>	system—To view this statement in the configuration. system-control—To add this statement to the configuration.
<b>Related Documentation</b>	<ul style="list-style-type: none"> <li><a href="#">System Management Configuration Statements on page 92</a></li> </ul>

## transfer-interval (Configuration)

---

<b>Syntax</b>	<code>transfer-interval <i>interval</i>;</code>
<b>Hierarchy Level</b>	[edit system archival configuration]
<b>Release Information</b>	Statement introduced before Junos OS Release 7.4. Statement introduced in Junos OS Release 9.0 for EX Series switches. Statement introduced in Junos OS Release 14.1X53-D20 for OCX Series switches. Statement introduced in Junos OS Release 11.1 for the QFX Series.
<b>Description</b>	Configure the router or switch to periodically transfer its currently active configuration to an archive site.
<b>Options</b>	<b><i>interval</i></b> —Interval at which to transfer the current configuration to an archive site. <b>Range:</b> 15 through 2880 minutes





**NOTE:** The [edit system archival] hierarchy is not available on QFabric systems.

---

<b>Required Privilege Level</b>	system—To view this statement in the configuration. system-control—To add this statement to the configuration.
<b>Related Documentation</b>	<ul style="list-style-type: none"><li>• <a href="#">Configuring the Periodic Transfer of the Active Configuration to an Archive Site on page 61</a></li><li>• <a href="#">archive</a></li><li>• <a href="#">configuration on page 108</a></li><li>• <a href="#">transfer-on-commit on page 151</a></li></ul>



## transfer-on-commit

<b>Syntax</b>	transfer-on-commit;
<b>Hierarchy Level</b>	[edit system archival configuration]
<b>Release Information</b>	<p>Statement introduced before Junos OS Release 7.4.</p> <p>Statement introduced in Junos OS Release 9.0 for EX Series switches.</p> <p>Statement introduced in Junos OS Release 11.1 for the QFX Series.</p> <p>Statement introduced in Junos OS Release 14.1X53-D20 for OCX Series switches.</p>
<b>Description</b>	Configure the router or switch to transfer its currently active configuration to an archive site each time you commit a candidate configuration.
	<p> <b>NOTE:</b> When specifying a URL in a Junos OS statement using an IPv6 host address, you must enclose the entire URL in quotation marks (“ ”) and enclose the IPv6 host address in brackets ([ ]). For example, “ftp://username&lt;:password&gt;@[ipv6-host-address]&lt;:port&gt;/url-path” .</p>
	<p> <b>NOTE:</b> The [edit system archival] hierarchy is not available on QFabric systems.</p>
<b>Required Privilege Level</b>	<p>system—To view this statement in the configuration.</p> <p>system-control—To add this statement to the configuration.</p>
<b>Related Documentation</b>	<ul style="list-style-type: none"> <li>• <a href="#">Configuring the Transfer of the Currently Active Configuration When a Configuration Is Committed on page 62</a></li> <li>• <a href="#">archive</a></li> <li>• <a href="#">configuration on page 108</a></li> <li>• <a href="#">transfer-interval on page 150</a></li> </ul>

## trusted-key

---

<b>Syntax</b>	<code>trusted-key [ <i>key-numbers</i> ];</code>
<b>Hierarchy Level</b>	[edit system ntp]
<b>Release Information</b>	Statement introduced before Junos OS Release 7.4. Statement introduced in Junos OS Release 9.0 for EX Series switches.
<b>Description</b>	For NTP, configure the keys you are allowed to use when you configure the local router or switch to synchronize its time with other systems on the network.
<b>Options</b>	<i>key-numbers</i> —One or more key numbers. Each key can be any 32-bit unsigned integer except 0.
<b>Required Privilege Level</b>	system—To view this statement in the configuration. system-control—To add this statement to the configuration.
<b>Related Documentation</b>	<ul style="list-style-type: none"><li>• <i>Configuring NTP Authentication Keys</i></li><li>• <i>authentication-key</i></li><li>• <i>broadcast</i></li><li>• <i>peer</i></li><li>• <i>server</i></li></ul>

## username (System)

---

<b>Syntax</b>	<code>username <i>username</i>;</code>
<b>Hierarchy Level</b>	[edit system proxy]
<b>Release Information</b>	Statement introduced in Junos OS Release 11.4.
<b>Description</b>	Configure the username as configured in the proxy server.
<b>Required Privilege Level</b>	system—To view this statement in the configuration. system-control—To add this statement to the configuration.
<b>Related Documentation</b>	<ul style="list-style-type: none"><li>• <a href="#">Example: Configuring a Proxy Server for License Updates on page 56</a></li></ul>

## virtual-memory-mapping

<b>Syntax</b>	<pre>virtual-memory-mapping {     process process name {         fixed-size size KB;         page-pooling-size size KB;     } }</pre>
<b>Hierarchy Level</b>	[edit system configuration-database]
<b>Description</b>	<p>Define parameters for using virtual memory mapping for the configuration database on a per-process basis. You can define a fixed size for the initial portion of the database and configure a page-pooling size for the remaining portion of the database. Page-pooling enables the configuration database to use small amounts of virtual memory by swapping pages in or out, as needed, for remaining process configurations that might temporarily exceed the fixed memory database size that is allocated. Using this method, there is no need to map the entire database into the virtual memory of the process. Only the most recently used pages are pooled (pointed to) when accessed.</p>
<b>Options</b>	<p><b>fixed-size size KB</b>—Size in kilobytes to directly map for the initial portion of the configuration database for the specified process.  <b>Range:</b> Minimum 512 KB, maximum 680 MB</p> <p><b>page-pooling-size size KB</b>—Size in kilobytes to use for page-pooling the remaining data in the database.  <b>Range:</b> Minimum 512 KB, maximum 680 MB</p>
<b>Required Privilege Level</b>	<p>admin—To view this statement in the configuration.</p> <p>admin-control—To add this statement to the configuration.</p>
<b>Related Documentation</b>	<ul style="list-style-type: none"> <li>• <a href="#">Using Virtual Memory for Process Configuration Data on page 82</a></li> <li>• <a href="#">Example: Configuring Virtual Memory for Process Configuration Data on page 83</a></li> <li>• <a href="#">configuration-database on page 109</a></li> <li>• <a href="#">extend-size on page 115</a></li> <li>• <a href="#">process on page 134</a></li> </ul>



## CHAPTER 8

# File Management Commands

- file archive
- file checksum md5
- file checksum sha1
- file checksum sha-256
- file compare
- file copy
- file delete
- file list
- file rename
- file show

## file archive

---

<b>Syntax</b>	<code>file archive destination <i>destination</i> source <i>source</i> &lt;compress&gt;</code>
<b>Release Information</b>	Command introduced before Junos OS Release 7.4. Command introduced in Junos OS Release 9.0 for EX Series switches. Command introduced in Junos OS Release 11.1 for the QFX Series. Command introduced in Junos OS Release 14.1X53-D20 for OCX Series switches.
<b>Description</b>	Archive, and optionally compress, one or multiple local system files as a single file, locally or at a remote location.  For information on valid filename and URL formats, see <a href="#">“Format for Specifying Filenames and URLs in Junos OS CLI Commands” on page 53</a> .
<b>Options</b>	<b>destination <i>destination</i></b> —Destination of the archived file or files. Specify the destination as a URL or filename. The Junos OS adds one of the following suffixes if the destination filename does not already have it: <ul style="list-style-type: none"><li>• For archived files—The suffix <b>.tar</b></li><li>• For archived and compressed files—The suffix <b>.tgz</b></li></ul> <b>source <i>source</i></b> —Source of the original file or files. Specify the source as a URL or filename. <b>compress</b> —(Optional) Compress the archived file with the GNU zip (gzip) compression utility. The compressed files have the suffix <b>.tgz</b> .
<b>Required Privilege Level</b>	maintenance
<b>Related Documentation</b>	<ul style="list-style-type: none"><li>• <a href="#">Format for Specifying Filenames and URLs in Junos OS CLI Commands on page 53</a></li></ul>
<b>List of Sample Output</b>	<a href="#">file archive (Multiple Files) on page 156</a> <a href="#">file archive (Single File) on page 157</a> <a href="#">file archive (with Compression) on page 157</a>
<b>Output Fields</b>	When you enter this command, you are provided feedback on the status of your request.

## Sample Output

### file archive (Multiple Files)

The following sample command archives all message files in the local directory `/var/log/messages` as the single file `messages-archive.tar`.

```
user@host> file archive source /var/log/messages* destination /var/log/messages-archive.tar
/usr/bin/tar: Removing leading / from absolute path names in the archive.

user@host>
```

### file archive (Single File)

The following sample command archives one message file in the local directory **/var/log/messages** as the single file **messages-archive.tar**.

```
user@host> file archive source /var/log/messages destination /var/log/messages-archive.tar
/usr/bin/tar: Removing leading / from absolute path names in the archive.

user@host
```

### file archive (with Compression)

The following sample command archives and compresses all message files in the local directory **/var/log/messages** as the single file **messages-archive.tgz**.

```
user@host> file archive compress source /var/log/messages* destination
/var/log/messages-archive.tgz
/usr/bin/tar: Removing leading / from absolute path names in the archive.
```

## file checksum md5

---

<b>Syntax</b>	<code>file checksum md5 &lt;pathname&gt; filename</code>
<b>Release Information</b>	Command introduced before Junos OS Release 7.4. Command introduced in Junos OS Release 9.0 for EX Series switches. Command introduced in Junos OS Release 11.1 for the QFX Series. Command introduced in Junos OS Release 14.1X53-D20 for OCX Series switches.
<b>Description</b>	Calculate the Message Digest 5 (MD5) checksum of a file.
<b>Options</b>	<b>pathname</b> —(Optional) Path to a filename.  <b>filename</b> —Name of a local file for which to calculate the MD5 checksum.
<b>Required Privilege Level</b>	maintenance
<b>Related Documentation</b>	<ul style="list-style-type: none"><li>• <i>Configuring Checksum Hashes for a Commit Script</i></li><li>• <i>Configuring Checksum Hashes for an Event Script</i></li><li>• <i>Configuring Checksum Hashes for an Op Script</i></li><li>• <i>Configuring Checksum Hashes for an SNMP Script</i></li><li>• <i>Executing an Op Script from a Remote Site</i></li><li>• <a href="#">file checksum sha-256 on page 160</a></li><li>• <a href="#">file checksum sha1 on page 159</a></li></ul>
<b>List of Sample Output</b>	<a href="#">file checksum md5 on page 158</a>
<b>Output Fields</b>	When you enter this command, you are provided feedback on the status of your request.

## Sample Output

### file checksum md5

```
user@host> file checksum md5 jbundle-5.3R2.4-export-signed.tgz
MD5 (jbundle-5.3R2.4-export-signed.tgz) = $ABC123
```



## file checksum sha1

<b>Syntax</b>	<code>file checksum sha1 &lt;pathname&gt; filename</code>
<b>Release Information</b>	<p>Command introduced in Junos OS Release 9.5.</p> <p>Command introduced in Junos OS Release 9.5 for EX Series switches.</p> <p>Command introduced in Junos OS Release 11.1 for the QFX Series.</p> <p>Command introduced in Junos OS Release 14.1X53-D20 for OCX Series switches.</p>
<b>Description</b>	Calculate the Secure Hash Algorithm (SHA-1) checksum of a file.
<b>Options</b>	<p><b>pathname</b>—(Optional) Path to a filename.</p> <p><b>filename</b>—Name of a local file for which to calculate the SHA-1 checksum.</p>
<b>Required Privilege Level</b>	maintenance
<b>Related Documentation</b>	<ul style="list-style-type: none"> <li>• <i>Configuring Checksum Hashes for a Commit Script</i></li> <li>• <i>Configuring Checksum Hashes for an Event Script</i></li> <li>• <i>Configuring Checksum Hashes for an Op Script</i></li> <li>• <i>Configuring Checksum Hashes for an SNMP Script</i></li> <li>• <i>Executing an Op Script from a Remote Site</i></li> <li>• <a href="#">file checksum md5 on page 158</a></li> <li>• <a href="#">file checksum sha-256 on page 160</a></li> </ul>
<b>List of Sample Output</b>	<a href="#">file checksum sha1 on page 159</a>
<b>Output Fields</b>	When you enter this command, you are provided feedback on the status of your request.

## Sample Output

### file checksum sha1

```
user@host> file checksum sha1 /var/db/scripts/opscript.slax

SHA1 (/var/db/scripts/commitscript.slax) = $ABC123
```

## file checksum sha-256

---

<b>Syntax</b>	<code>file checksum sha-256 &lt;pathname&gt; filename</code>
<b>Release Information</b>	Command introduced in Junos OS Release 9.5. Command introduced in Junos OS Release 9.5 for EX Series switches. Command introduced in Junos OS Release 11.1 for the QFX Series. Command introduced in Junos OS Release 14.1X53-D20 for OCX Series switches.
<b>Description</b>	Calculate the Secure Hash Algorithm 2 family (SHA-256) checksum of a file.
<b>Options</b>	<b>pathname</b> —(Optional) Path to a filename.  <b>filename</b> —Name of a local file for which to calculate the SHA-256 checksum.
<b>Required Privilege Level</b>	maintenance
<b>Related Documentation</b>	<ul style="list-style-type: none"><li>• <i>Configuring Checksum Hashes for a Commit Script</i></li><li>• <i>Configuring Checksum Hashes for an Event Script</i></li><li>• <i>Configuring Checksum Hashes for an Op Script</i></li><li>• <i>Configuring Checksum Hashes for an SNMP Script</i></li><li>• <i>Executing an Op Script from a Remote Site</i></li><li>• <a href="#">file checksum md5 on page 158</a></li><li>• <a href="#">file checksum sha1 on page 159</a></li></ul>
<b>List of Sample Output</b>	<a href="#">file checksum sha-256 on page 160</a>
<b>Output Fields</b>	When you enter this command, you are provided feedback on the status of your request.

### Sample Output

#### file checksum sha-256

```
user@host> file checksum sha-256 /var/db/scripts/commitscript.slax  
  
SHA256 (/var/db/scripts/commitscript.slax) =$ABC123
```

## file compare

<b>Syntax</b>	<pre>file compare (files <i>filename filename</i>) &lt;context   unified&gt; &lt;ignore-white-space&gt;</pre>
<b>Release Information</b>	<p>Command introduced before Junos OS Release 7.4.</p> <p>Command introduced in Junos OS Release 9.0 for EX Series switches.</p> <p>Command introduced in Junos OS Release 11.1 for the QFX Series.</p> <p>Command introduced in Junos OS Release 14.1X53-D20 for OCX Series switches.</p>
<b>Description</b>	<p>Compare two local files and describe the differences between them in default, context, or unified output styles:</p> <ul style="list-style-type: none"> <li>• <b>Default</b>—In the first line of output, <b>c</b> means lines were changed between the two files, <b>d</b> means lines were deleted between the two files, and <b>a</b> means lines were added between the two files. The numbers preceding this alphabetical marker represent the first file, and the lines after the alphabetical marker represent the second file. A left angle bracket (&lt;) in front of output lines refers to the first file. A right angle bracket (&gt;) in front of output lines refers to the second file.</li> <li>• <b>Context</b>—The display is divided into two parts. The first part is the first file; the second part is the second file. Output lines preceded by an exclamation point (!) have changed. Additions are marked with a plus sign (+), and deletions are marked with a minus sign (-).</li> <li>• <b>Unified</b>—The display is preceded by the line number from the first and the second file (xx,xxx,x). Before the line number, additions to the file are marked with a plus sign (+), and deletions to the file are marked with a minus sign (-). The body of the output contains the affected lines. Changes are viewed as additions plus deletions.</li> </ul>
<b>Options</b>	<p><b>files <i>filename</i></b>—Names of two local files to compare.</p> <p><b>context</b>—(Optional) Display output in context format.</p> <p><b>ignore-white-space</b>—(Optional) Ignore changes in the amount of white space.</p> <p><b>unified</b>—(Optional) Display output in unified format.</p>
<b>Required Privilege Level</b>	none
<b>Related Documentation</b>	<ul style="list-style-type: none"> <li>• <a href="#">Format for Specifying Filenames and URLs in Junos OS CLI Commands on page 53</a></li> <li>• <a href="#">Viewing Core Files from Junos OS Processes on page 80</a></li> </ul>
<b>List of Sample Output</b>	<p><a href="#">file compare files on page 163</a></p> <p><a href="#">file compare files context on page 163</a></p>

[file compare files unified on page 163](#)

[file compare files unified ignore-white-space on page 164](#)

**Output Fields** When you enter this command, you are provided feedback on the status of your request.

## Sample Output

### file compare files

```
user@host> file compare files /tmp/one /tmp/two
100c100
<          full-name "File 1";
---
>          full-name "File 2";
102c102
<          class foo; # 'foo' is not defined
---
>          class super-user;
```

### file compare files context

```
user@host> file compare files /tmp/one /tmp/two context
*** /tmp/one    Wed Dec  3 17:12:50 2003
--- /tmp/two    Wed Dec  3 09:13:14 2003
*****
*** 97,104 ****
        }
    }
    user bill {
!         full-name "Bill Smith";
!         class foo; # 'foo' is not defined
        authentication {
            encrypted-password $ABC123;
        }
--- 97,105 ----
    }
    user bill {
!         full-name "Bill Smith";
!         uid 1089;
!         class super-user;
        authentication {
            encrypted-password $ABC123;
        }
    }
```

### file compare files unified

```
user@host> file compare files /tmp/one /tmp/two unified
--- /tmp/one    Wed Dec  3 17:12:50 2003
+++ /tmp/two    Wed Dec  3 09:13:14 2003
@@ -97,8 +97,9 @@
    }
}
user bill {
-     full-name "Bill Smith";
-     class foo; # 'foo' is not defined
+     full-name "Bill Smith";
+     uid 1089;
+     class super-user;
    authentication {
        encrypted-password $ABC123;
    }
}
```

**file compare files unified ignore-white-space**

```
user@host> file compare files /tmp/one /tmp/two unified ignore-white-space
--- /tmp/one    Wed Dec  3 09:13:10 2003
+++ /tmp/two    Wed Dec  3 09:13:14 2003
@@ -99,7 +99,7 @@
     user bill {
         full-name "Bill Smith";
         uid 1089;
-        class foo; # 'foo' is not defined
+        class super-user;
         authentication {
             encrypted-password $ABC123; # SECRET-DATA
         }
     }
```

## file copy

**Syntax** `file copy source destination`  
`<source-address address>`  
`<staging-directory directory location>`

**Release Information** Command introduced before Junos OS Release 7.4.  
**source-address** option added in Junos OS Release 7.4.  
 Command introduced in Junos OS Release 9.0 for EX Series switches.  
 Command introduced in Junos OS Release 11.1 for QFX Series switches.  
**staging-directory** option added in Junos OS Release 17.3DCB.

**Description** Copy files from one location to another location on the local device or to a location on a remote device reachable by the local device.

For information on valid filename and URL formats, see [“Format for Specifying Filenames and URLs in Junos OS CLI Commands”](#) on page 53.



**WARNING:** Starting with Junos OS Release 15.1, the `ssl3-support` option is not available for configuration with the `set system services xnm-ssl` and `file copy` commands. SSLv3 is no longer supported and available.

For all releases prior to and including Junos OS Release 14.2, SSLv3 is disabled by default at runtime. The `ssl3-support` option is hidden and deprecated in Junos OS Release 14.2 and earlier releases. However, you can use the `set system services xnm-ssl ssl3-support` command to enable SSLv3 for a Junos XML protocol client application to use as the protocol to connect to the Junos XML protocol server on a router, and you can use the `file copy source destination ssl3-support` command to enable the copying of files from an SSLv3 URL.

Using SSLv3 presents a potential security vulnerability, and we recommend that you not use SSLv3. For more details about this security vulnerability, go to <https://kb.juniper.net/InfoCenter/index?page=content&id=JSA10656>.



**NOTE:** If you define an ordered set of ciphers, key exchange methods, or message authentication codes (MACs) at the `[edit system services ssh]` hierarchy level, the newly-defined set is used when copying files using secure copy protocol (`scp`). For more information, see *Configuring the SSH Service to Support Legacy Cryptography*.

**Required Privilege Level** maintenance

**Related Documentation**

- [Format for Specifying Filenames and URLs in Junos OS CLI Commands on page 53](#)
- [Default Directories for Junos OS File Storage on the Router or Switch on page 17](#)
- [Copying a Configuration File from One Routing Engine to the Other](#)

**List of Sample Output**

[Copy a File from the Local Device to a Personal Computer on page 166](#)  
[Copy a Configuration File between Routing Engines on page 166](#)  
[Copy a Log File between Routing Engines on page 166](#)  
[Copy a File from a TX Matrix Plus Router to a T1600 Router Connected to the TX Matrix Plus on page 166](#)  
[Copy a File Using File Transfer Protocol on page 166](#)  
[Copy a File Using File Transfer Protocol and Requiring a Password on page 167](#)  
[Copy a File Using Secure Copy Protocol \(scp\) on page 167](#)  
[Copy a File Using a Staging Directory on page 167](#)

## Sample Output

The following are examples of a variety of file copy scenarios.

### Copy a File from the Local Device to a Personal Computer

```
user@host> file copy /var/tmp/rpd.core.4 mypc:/c/junipero/tmp
...transferring.file..... |           0 KB |   0.3 kB/s | ETA: 00:00:00 | 100%
```

### Copy a Configuration File between Routing Engines

The following sample command copies a configuration file from Routing Engine 0 to Routing Engine 1:

```
user@host> file copy /config/juniper.conf re1:/var/tmp/copied-juniper.conf
```

### Copy a Log File between Routing Engines

The following sample command copies a log file from Routing Engine 0 to Routing Engine 1:

```
user@host> file copy lcc0-re0:/var/log/chassisd lcc0-re1:/var/tmp
```

### Copy a File from a TX Matrix Plus Router to a T1600 Router Connected to the TX Matrix Plus

The following sample command copies a text file from Routing Engine 1 on the switch-fabric chassis sfc0 to Routing Engine 1 on the line-card chassis lcc0:

```
user@host> file copy sfc0-re1:/tmp/sample.txt lcc0-re1:/var/tmp
```

### Copy a File Using File Transfer Protocol

To use anonymous FTP to copy a local file to a remote system, enter the following command:

```
user@host>file copy filename ftp://hostname/filename
```

In the following example, `/config/juniper.conf` is the local file and `hostname` is the FTP server:



```

user@host> file copy /config/juniper.conf ftp://hostname/juniper.conf
Receiving ftp: //hostname/juniper.conf (2198 bytes): 100%
2198 bytes transferred in 0.0 seconds (2.69 MBps)

```

### Copy a File Using File Transfer Protocol and Requiring a Password

To use FTP where you require more privacy and are prompted for a password, enter the following command:

```

root@host> file copy filename ftp://user@hostname/filename

```

In the following example, `/config/juniper.conf` is the local file and `hostname` is the FTP server:

```

root@host> file copy /config/juniper.conf ftp://user@hostname/juniper.conf
Password for user@hostname: *****
Receiving ftp: //user@hostname/juniper.conf (2198 bytes): 100%
2198 bytes transferred in 0.0 seconds (2.69 MBps)

```

### Copy a File Using Secure Copy Protocol (scp)

To use scp to copy a local file to a remote system, enter the following command:

```

root@host> file copy filename scp://user@hostname/path/filename

```

In the following example, `/config/juniper.conf` is the local file, `user` is the username, and `ssh-host` is the scp server:

```

root@host> file copy /config/juniper.conf scp://user@ssh-host/tmp/juniper.conf
user@ssh-host's password: *****
juniper.conf          100%
| ***** |
2198          00:00

```

### Copy a File Using a Staging Directory

The following sample command copies a file using a staging directory

```

user@host> file copy re1:/var/tmp/junos-install-x.log /root/ staging-directory /var/tmp/tmp1

```

## file delete

---

<b>Syntax</b>	<code>file delete <i>filename</i></code> <code>&lt;purge&gt;</code>
<b>Release Information</b>	Command introduced before Junos OS Release 7.4. Command introduced in Junos OS Release 9.0 for EX Series switches. Command introduced in Junos OS Release 11.1 for the QFX Series. Command introduced in Junos OS Release 14.1X53-D20 for OCX Series switches.
<b>Description</b>	Delete a file on the local router or switch.
<b>Options</b>	<b><i>filename</i></b> —Name of the file to delete. For a routing matrix, include chassis information in the filename if the file to be deleted is not local to the Routing Engine from which the command is issued.  <b><i>purge</i></b> —(Optional) Overwrite regular files before deleting them.
<b>Required Privilege Level</b>	maintenance
<b>List of Sample Output</b>	<a href="#">file delete on page 168</a> <a href="#">file delete (Routing Matrix) on page 168</a>
<b>Output Fields</b>	When you enter this command, you are provided feedback on the status of your request.

## Sample Output

### file delete

```
user@host> file list /var/tmp
dcd.core
rpd.core
snmpd.core

user@host> file delete /var/tmp/snmpd.core
user@host> file list /var/tmp
dcd.core
rpd.core
```

### file delete (Routing Matrix)

```
user@host> file list lcc0-re0:/var/tmp
dcd.core
rpd.core
snmpd.core

user@host> file delete lcc0-re0:/var/tmp/snmpd.core
user@host> file list /var/tmp
dcd.core
rpd.core
```

## file list

<b>Syntax</b>	<code>file list &lt;detail   recursive&gt; &lt;path&gt;</code>
<b>Release Information</b>	<p>Command introduced before Junos OS Release 7.4.</p> <p>Command introduced in Junos OS Release 9.0 for EX Series switches.</p> <p>Command introduced in Junos OS Release 11.1 for the QFX Series.</p> <p>Command introduced in Junos OS Release 14.1X53-D20 for OCX Series switches.</p>
<b>Description</b>	Display a list of files on the local router or switch.
<b>Options</b>	<p><b>none</b>—Display a list of files in the default directory. The default directory is the home directory of the user logged in to the router or switch.</p> <p><b>detail</b>—(Optional) Display detailed information about the files. The output is similar to what is displayed by the Linux <code>ls -l</code> command.</p> <p><b>recursive</b>—(Optional) Display detailed information about the files in the directory and all subdirectories below it.</p> <p><b>path</b>—(Optional) List the files in a specified directory path.</p>
<b>Additional Information</b>	<p>To view available directories, enter a space and then a slash (/) after the <b>file list</b> command.</p> <p>To view files within a specific directory, include a slash followed by the directory and, optionally, subdirectory name after the <b>file list</b> command.</p>
<b>Required Privilege Level</b>	maintenance
<b>List of Sample Output</b>	<p><a href="#">file list on page 169</a></p> <p><a href="#">file list (detailed) on page 170</a></p> <p><a href="#">file list (recursive) on page 170</a></p>

## Sample Output

### file list

The following command lists the contents of the `/var/tmp` directory.

```
user@host> file list /var/tmp
```

```
/var/tmp:
trace_debug
package.log
pics/
downloads/
```

### file list (detailed)

The following command lists detailed information about the contents of the `/var/tmp` directory.

```
user@host> file list /var/tmp detail
```

```
/var/tmp/:
total blocks: 4276224
-rw-r--r--  1 user  group      1362 Oct 16 11:11 trace_debug
-rw-r--r--  1 user  group      108 Aug 9  2016 package.log
drwxrwxrwx  2 user  group      512 Jun 30 2016 pics/
drwxr-xr-x  3 user  group      512 Aug 9  2016 downloads/
total files: 2
```

### file list (recursive)

The following command lists detailed information about the contents of the `/var/tmp` directory and all subdirectories below it.

```
user@host> file list /var/tmp recursive
```

```
/var/tmp/:
total blocks: 4276224
-rw-r--r--  1 user  group      1362 Oct 16 11:11 trace_debug
-rw-r--r--  1 user  group      108 Aug 9  2016 package.log
drwxrwxrwx  2 user  group      512 Jun 30 2016 pics/
drwxr-xr-x  3 user  group      512 Aug 9  2016 downloads/
total files: 2

/var/tmp/pics:
total blocks: 5120461
-rw-r--r--  1 user  group      1910 Oct 15 2016 image3.png
-rw-r--r--  1 user  group     1852 Oct 15 2016 image2.png
-rw-r--r--  1 user  group     1310 Aug 9  2016 image1.png
total files: 3

/var/tmp/downloads:
total blocks: 24
-rw-r--r--  1 user  group      108 Aug 21 2016 package2.log
-rw-r--r--  1 user  group      108 Aug 9  2016 package1.log
drwxr-xr-x  2 user  group      512 Aug 9  2016 sub-download/
total files: 2

/var/tmp/downloads/sub-download:
total blocks: 16
total files: 0
```

## file rename

<b>Syntax</b>	<code>file rename <i>source destination</i></code>
<b>Release Information</b>	<p>Command introduced before Junos OS Release 7.4.</p> <p>Command introduced in Junos OS Release 9.0 for EX Series switches.</p> <p>Command introduced in Junos OS Release 11.1 for the QFX Series.</p> <p>Command introduced in Junos OS Release 14.1X53-D20 for OCX Series switches.</p>
<b>Description</b>	Rename a file on the local router or switch.
<b>Options</b>	<p><b><i>destination</i></b>—New name for the file.</p> <p><b><i>source</i></b>—Original name of the file. For a routing matrix, the filename must include the chassis information.</p>
<b>Required Privilege Level</b>	maintenance
<b>List of Sample Output</b>	<p><a href="#">file rename on page 171</a></p> <p><a href="#">file rename (Routing Matrix) on page 171</a></p>
<b>Output Fields</b>	When you enter this command, you are provided feedback on the status of your request.

## Sample Output

### file rename

The following example lists the files in `/var/tmp`, renames one of the files, and then displays the list of files again to reveal the newly named file.

```
user@host> file list /var/tmp
dcd.core
rpd.core
snmpd.core

user@host> file rename /var/tmp/dcd.core /var/tmp/dcd.core.990413
user@host> file list /var/tmp
dcd.core.990413
rpd.core
snmpd.core
```

### file rename (Routing Matrix)

The following example lists the files in `/var/tmp`, renames one of the files, and then displays the list of files again to reveal the newly named file.

```
user@host> file list lcc0-re1:/var/tmp
lcc0-re1:
-----

/var/tmp:
```

```
.pccardd
sartre.conf
snmpd
syslogd.core-tarball.0.tgz

user@host> file rename lcc0-re0:/var/tmp/snmpd /var/tmp/snmpd.rr
user@host> file list lcc0-re1:/var/tmp
lcc0-re1:
-----

/var/tmp:
.pccardd
sartre.conf
snmpd.rr
syslogd.core-tarball.0.tgz
```

## file show

<b>Syntax</b>	<code>file show <i>filename</i></code> <encoding (base64   raw)>
<b>Release Information</b>	Command introduced before Junos OS Release 7.4. Command introduced in Junos OS Release 9.0 for EX Series switches. Command introduced in Junos OS Release 11.1 for the QFX Series. Command introduced in Junos OS Release 14.1X53-D20 for OCX Series switches.
<b>Description</b>	Display the contents of a file.
<b>Options</b>	<b><i>filename</i></b> —Name of a file. For a routing matrix, the filename must include the chassis information.  <b>encoding (base64   raw)</b> —(Optional) Encode file contents with base64 encoding or show raw text.
<b>Required Privilege Level</b>	maintenance
<b>List of Sample Output</b>	<a href="#">file show on page 173</a> <a href="#">file show (Routing Matrix) on page 173</a>
<b>Output Fields</b>	When you enter this command, you are provided feedback on the status of your request.

## Sample Output

### file show

```
user@host> file show /var/log/messages
Apr 13 21:00:08 dev1 /kernel: so-1/1/2: loopback suspected; going to standby.
Apr 13 21:00:40 dev1 /kernel: so-1/1/2: loopback suspected; going to standby.
Apr 13 21:02:48 dev1 last message repeated 4 times
Apr 13 21:07:04 dev1 last message repeated 8 times
Apr 13 21:07:13 dev1 /kernel: so-1/1/0: Clearing SONET alarm(s) RDI-P
Apr 13 21:07:29 dev1 /kernel: so-1/1/0: Asserting SONET alarm(s) RDI-P
...
```

### file show (Routing Matrix)

```
user@host> file show lcc0-re0:/var/tmp/.gdbinit
lcc0-re0:
-----
#####
# Settings
#####

set print pretty

#####
# Basic stuff
```

```
#####

define msgbuf
    printf "%s", msgbufp->msg_ptr
end
# hex dump of a block of memory
# usage: dump address length
define dump
    p $arg0, $arg1
    set $ch = $arg0
    set $j = 0
    set $n = $arg1
    while ($j < $n)
        #printf "%x %x ",&$ch[$j],$ch[$j]
        printf "%x ",$ch[$j]
        set $j = $j + 1
        if (!($j % 16))
            printf "\n"
        end
    end
end
end
```



## CHAPTER 9

# System Software Administrative Commands

- clear system commit
- clear system reboot
- configure
- request message
- request system configuration rescue delete
- request system configuration rescue save
- request system halt
- request system license add
- request system license delete
- request system license save
- request system logout
- request system partition abort
- request system partition hard-disk
- request system power-off
- request system reboot
- request system snapshot
- request system software abort
- request system software add
- request system zeroize
- show chassis hardware
- show configuration
- show host
- show log
- show system connections
- show system name-resolution

- `show version`
- `start shell`

## clear system commit

<b>Syntax</b>	clear system commit
<b>Release Information</b>	<p>Command introduced before Junos OS Release 7.4.</p> <p>Command introduced in Junos OS Release 9.0 for EX Series switches.</p> <p>Command introduced in Junos OS Release 11.1 for the QFX Series.</p> <p>Command introduced in Junos OS Release 14.1X53-D20 for the OCX Series.</p>
<b>Description</b>	Clear any pending commit operation.
<b>Options</b>	This command has no options.
<b>Required Privilege Level</b>	maintenance (or the actual user who scheduled the commit)
<b>Related Documentation</b>	<ul style="list-style-type: none"> <li>• <a href="#">show system commit on page 528</a></li> </ul>
<b>List of Sample Output</b>	<p><a href="#">clear system commit on page 177</a></p> <p><a href="#">clear system commit (None Pending) on page 177</a></p> <p><a href="#">clear system commit (User Does Not Have Required Privilege Level) on page 177</a></p>
<b>Output Fields</b>	When you enter this command, you are provided feedback on the status of your request.

## Sample Output

### clear system commit

```
user@host> clear system commit
Pending commit cleared.
```

### clear system commit (None Pending)

```
user@host> clear system commit
No commit scheduled.
```

### clear system commit (User Does Not Have Required Privilege Level)

```
user@host> clear system commit
error: Permission denied
```

## clear system reboot

---

<b>List of Syntax</b>	<a href="#">Syntax on page 178</a>
	<a href="#">Syntax (EX Series Switches) on page 178</a>
	<a href="#">Syntax (TX Matrix Router) on page 178</a>
	<a href="#">Syntax (TX Matrix Plus Router) on page 178</a>
	<a href="#">Syntax (QFX Series) on page 178</a>
<b>Syntax</b>	<code>clear system reboot</code> <code>&lt;both-routing-engines&gt;</code>
<b>Syntax (EX Series Switches)</b>	<code>clear system reboot</code> <code>&lt;all-members&gt;</code> <code>&lt;both-routing-engines&gt;</code> <code>&lt;local&gt;</code> <code>&lt;member <i>member-id</i>&gt;</code>
<b>Syntax (TX Matrix Router)</b>	<code>clear system reboot</code> <code>&lt;both-routing-engines&gt;</code> <code>&lt;all-chassis   all-lcc   lcc <i>number</i>   scc&gt;</code>
<b>Syntax (TX Matrix Plus Router)</b>	<code>clear system reboot</code> <code>&lt;both-routing-engines&gt;</code> <code>&lt;all-chassis   all-lcc   lcc <i>number</i>   sfc <i>number</i>&gt;</code>
<b>Syntax (QFX Series)</b>	<code>clear system reboot</code> <code>&lt;infrastructure <i>name</i>&gt;</code> <code>&lt;interconnect-device <i>name</i>&gt;</code> <code>&lt;node-group <i>name</i>&gt;</code>
<b>Release Information</b>	Command introduced before Junos OS Release 7.4. Command introduced in Junos OS Release 9.0 for EX Series switches. <b>sfc</b> option introduced for the TX Matrix Plus router in Junos OS Release 9.6. Command introduced in Junos OS Release 11.1 for the QFX Series. Command introduced in Junos OS Release 14.1X53-D20 for the OCX Series.
<b>Description</b>	Clear any pending system software reboots or halts. When issued on a TX Matrix router without any options, the default behavior clears all pending system software reboots or halts on all T640 routers connected to the TX Matrix router. When issued on a TX Matrix Plus router without any options, the default behavior clears all pending system software reboots or halts on all T1600 or T4000 routers connected to the TX Matrix Plus router.
<b>Options</b>	<b>none</b> —Clear all pending system software reboots or halts.  <b>all-chassis</b> —(TX Matrix routers and TX Matrix Plus routers only) (Optional) Clear all halt or reboot requests for all the Routing Engines in the chassis.

**all-lcc**—(TX Matrix routers and TX Matrix Plus routers only) (Optional) On a TX Matrix router, clear all halt or reboot requests for all T640 routers (or line-card chassis) connected to the TX Matrix router. On a TX Matrix Plus router, clear all halt or reboot requests on the l connected T1600 or T4000 LCCs.

**all-members**—(EX4200 switches only) (Optional) Clear all halt or reboot requests on all members of the Virtual Chassis configuration.

**both-routing-engines**—(Systems with multiple Routing Engines) (Optional) Clear all halt or reboot requests on both Routing Engines. On a TX Matrix router, clear both Routing Engines on all chassis connected to the TX Matrix router. Likewise, on a TX Matrix Plus router, clear both Routing Engines on all chassis connected to the TX Matrix Plus router.

**infrastructure *name***—(QFabric systems) (Optional) Clear all halt or reboot requests on the fabric control Routing Engines or fabric manager Routing Engines.

**interconnect-device *name***—(QFabric systems) (Optional) Clear all halt or reboot requests on the Interconnect device.

**lcc *number***—(TX Matrix routers and TX Matrix Plus routers only) (Optional) On a TX Matrix router, clear all halt or reboot requests for a specific T640 router that is connected to the TX Matrix router. On a TX Matrix Plus router, clear all halt or reboot requests for a specific router that is connected to the TX Matrix Plus router.

Replace *number* with the following values depending on the LCC configuration:

- 0 through 3, when T640 routers are connected to a TX Matrix router in a routing matrix.
- 0 through 3, when T1600 routers are connected to a TX Matrix Plus router in a routing matrix.
- 0 through 7, when T1600 routers are connected to a TX Matrix Plus router with 3D SIBs in a routing matrix.
- 0, 2, 4, or 6, when T4000 routers are connected to a TX Matrix Plus router with 3D SIBs in a routing matrix.

**local**—(EX4200 switches only) (Optional) Clear all halt or reboot requests on the local Virtual Chassis member.

**member *member-id***—(EX4200 switches only) (Optional) Clear all halt or reboot requests on the specified member of the Virtual Chassis configuration. Replace ***member-id*** with a value from 0 through 9.

**node-group *name***—(QFabric systems) (Optional) Clear all halt or reboot requests on the Node group.

**scc**—(TX Matrix routers only) (Optional) Clear all halt or reboot requests for the TX Matrix router (or switch-card chassis).

**sfc *number***—(TX Matrix Plus routers only) (Optional) Clear all halt or reboot requests for the TX Matrix Plus router. Replace *number* with 0.

**Required Privilege Level** maintenance

**Related Documentation**

- [request system reboot on page 208](#)
- [Routing Matrix with a TX Matrix Plus Router Solutions Page](#)

**List of Sample Output**

- [clear system reboot on page 181](#)
- [clear system reboot \(TX Matrix Router\) on page 181](#)
- [clear system reboot \(QFX Series\) on page 181](#)

**Output Fields** When you enter this command, you are provided feedback on the status of your request.

## Sample Output

### clear system reboot

```
user@host> clear system reboot
reboot requested by root at Sat Dec 12 19:37:34 1998
[process id 17855]
Terminating...
```

### clear system reboot (TX Matrix Router)

```
user@host> clear system reboot
scc-re0:
-----
No shutdown/reboot scheduled.
lcc0-re0:
-----
No shutdown/reboot scheduled.
lcc2-re0:
-----
No shutdown/reboot scheduled.
```

### clear system reboot (QFX Series)

```
user@switch> clear system reboot node-group node1
No shutdown/reboot scheduled.
```

## configure

---

<b>Syntax</b>	<code>configure</code> <code>&lt;batch&gt;</code> <code>&lt;dynamic&gt;</code> <code>&lt;exclusive&gt;</code> <code>&lt;private&gt;</code>
<b>Release Information</b>	Command introduced before Junos OS Release 7.4. Command introduced in Junos OS Release 9.0 for EX Series switches.
<b>Description</b>	Enter configuration mode. When this command is entered without any optional keywords, everyone can make configuration changes and commit all changes made to the configuration.
<b>Options</b>	<p><b>none</b>—Enter configuration mode.</p> <p><b>batch</b>—(Optional) Work in the batch commit mode where commit operations are executed in batches.</p> <p><b>dynamic</b>—(Optional) Configure routing policies and certain routing policy objects in a dynamic database that is not subject to the same verification required in the standard configuration database. As a result, the time it takes to commit changes to the dynamic database is much shorter than for the standard configuration database. You can then reference these policies and policy objects in routing policies you configure in the standard database.</p> <p><b>exclusive</b>—(Optional) Lock the candidate configuration for as long as you remain in configuration mode, allowing you to make changes without interference from other users. Other users can enter and exit configuration mode, but they cannot change the configuration.</p> <p><b>private</b>—(Optional) Allow multiple users to edit different parts of the configuration at the same time and to commit only their own changes, or to roll back without interfering with one another's changes. You cannot commit changes in configure private mode when another user is in configure exclusive mode.</p>
<b>Additional Information</b>	For more information about the different methods of entering configuration mode and the restrictions that apply, see the <i>Junos OS Administration Library</i> .
<b>Required Privilege Level</b>	configure
<b>Related Documentation</b>	<ul style="list-style-type: none"><li>• <a href="#">show configuration on page 483</a></li></ul>
<b>List of Sample Output</b>	<a href="#">configure on page 183</a>



**Output Fields** When you enter this command, you are placed in configuration mode and the system prompt changes from *hostname>* to *hostname#*.

## Sample Output

configure

```
user@host> configure
Entering configuration mode
[edit]
user@host#
```

## request message

---

<b>Syntax</b>	<code>request message all message "text"</code> <code>request message message "text" (terminal <i>terminal-name</i>   user <i>user-name</i>)</code>
<b>Release Information</b>	Command introduced before Junos OS Release 7.4. Command introduced in Junos OS Release 9.0 for EX Series switches. Command introduced in Junos OS Release 11.1 for the QFX Series. Command introduced in Junos OS Release 14.1X53-D20 for the OCX Series.
<b>Description</b>	Display a message on the screens of all users who are logged in to the router or switch or on specific screens.
<b>Options</b>	<b>all</b> —Display a message on the terminal of all users who are currently logged in.  <b>message "text"</b> —Message to display.  <b>terminal <i>terminal-name</i></b> —Name of the terminal on which to display the message.  <b>user <i>user-name</i></b> —Name of the user to whom to direct the message.
<b>Required Privilege Level</b>	maintenance
<b>List of Sample Output</b>	<a href="#">request message message on page 184</a>
<b>Output Fields</b>	When you enter this command, you are provided feedback on the status of your request.

## Sample Output

### request message message

```
user@host> request message message "Maintenance window in 10 minutes" user maria
Message from user@host on tty0 at 20:27 ...
Maintenance window in 10 minutes
EOF
```

## request system configuration rescue delete

**Syntax** request system configuration rescue delete

**Release Information** Command introduced before Junos OS Release 7.4.  
 Command introduced in Junos OS Release 9.0 for EX Series switches.  
 Command introduced in Junos OS Release 11.1 for the QFX Series.  
 Command introduced in Junos OS Release 14.1X53-D20 for OCX Series switches.

**Description** Delete an existing rescue configuration.



**NOTE:** The [edit system configuration] hierarchy is not available on QFabric systems.

**Options** This command has no options.

**Required Privilege Level** maintenance

**Related Documentation**

- [request system configuration rescue save on page 186](#)
- [request system software rollback](#)
- [show system commit on page 528](#)

**List of Sample Output** [request system configuration rescue delete on page 185](#)

**Output Fields** This command produces no output.

## Sample Output

**request system configuration rescue delete**

```
user@host> request system configuration rescue delete
```

## request system configuration rescue save

---

**Syntax**    request system configuration rescue save

**Release Information**    Command introduced before Junos OS Release 7.4.  
Command introduced in Junos OS Release 9.0 for EX Series switches.  
Command introduced in Junos OS Release 11.1 for the QFX Series.  
Command introduced in Junos OS Release 14.1X53-D20 for OCX Series switches.

**Description**    Save the most recently committed configuration as the rescue configuration so that you can return to it at any time by using the **rollback** command.



**NOTE:** The [edit system configuration] hierarchy is not available on QFabric systems.

---

**Options**    This command has no options.

**Required Privilege Level**    maintenance

**Related Documentation**

- *request system software delete*
- *request system software rollback*
- [show system commit on page 528](#)

**List of Sample Output**    [request system configuration rescue save on page 186](#)

**Output Fields**    This command produces no output.

### Sample Output

[request system configuration rescue save](#)

```
user@host> request system configuration rescue save
```

## request system halt

**List of Syntax**    [Syntax on page 187](#)  
                           [Syntax \(EX Series Switches\) on page 187](#)  
                           [Syntax \(PTX Series\) on page 187](#)  
                           [Syntax \(TX Matrix Router\) on page 187](#)  
                           [Syntax \(TX Matrix Plus Router\) on page 188](#)  
                           [Syntax \(MX Series Router\) on page 188](#)  
                           [Syntax \(QFX Series\) on page 188](#)

**Syntax**    request system halt  
                   <at *time*>  
                   <backup-routing-engine>  
                   <both-routing-engines>  
                   <other-routing-engine>  
                   <in *minutes*>  
                   <media (compact-flash | disk | removable-compact-flash | usb)>  
                   <message "*text*">

**Syntax (EX Series Switches)**    request system halt  
   <all-members>  
   <at *time*>  
   <backup-routing-engine>  
   <both-routing-engines>  
   <in *minutes*>  
   <local>  
   <media (external | internal)>  
   <member *member-id*>  
   <message "*text*">  
   <other-routing-engine>  
   <slice *slice*>

**Syntax (PTX Series)**    request system halt  
                                   <at *time*>  
                                   <backup-routing-engine>  
                                   <both-routing-engines>  
                                   <other-routing-engine>  
                                   <in *minutes*>  
                                   <media (compact-flash | disk)>  
                                   <message "*text*">

**Syntax (TX Matrix Router)**    request system halt  
                                   <all-lcc | lcc *number* | scc>  
                                   <at *time*>  
                                   <backup-routing-engine>  
                                   <both-routing-engines>  
                                   <other-routing-engine>  
                                   <in *minutes*>  
                                   <media (compact-flash | disk)>  
                                   <message "*text*">

Syntax (TX Matrix Plus Router)	<pre>request system halt &lt;all-chassis   all-lcc   lcc <i>number</i>   sfc <i>number</i>&gt; &lt;at <i>time</i>&gt; &lt;backup-routing-engine&gt; &lt;both-routing-engines&gt; &lt;other-routing-engine&gt; &lt;in <i>minutes</i>&gt; &lt;media (compact-flash   disk)&gt; &lt;message "<i>text</i>"&gt;</pre>
Syntax (MX Series Router)	<pre>request system halt &lt;all-members&gt; &lt;at <i>time</i>&gt; &lt;backup-routing-engine&gt; &lt;both-routing-engines&gt; &lt;in <i>minutes</i>&gt; &lt;local&gt; &lt;media (external   internal)&gt; &lt;member <i>member-id</i>&gt; &lt;message "<i>text</i>"&gt; &lt;other-routing-engine&gt;</pre>
Syntax (QFX Series)	<pre>request system halt &lt;all-members&gt; &lt;at <i>time</i>&gt; &lt;both-routing-engines&gt; &lt;director-device <i>director-device-id</i>&gt; &lt;in <i>minutes</i>&gt; &lt;local&gt; &lt;media &gt; &lt;member <i>member-id</i>&gt; &lt;message "<i>text</i>"&gt; &lt;other-routing-engine&gt; &lt;slice <i>slice</i>&gt;</pre>
Release Information	<p>Command introduced before Junos OS Release 7.4.</p> <p><b>other-routing-engine</b> option introduced in Junos OS Release 8.0.</p> <p>Command introduced in Junos OS Release 9.0 for EX Series switches.</p> <p><b>sfc</b> option introduced for the TX Matrix Plus router in Junos OS Release 9.6.</p> <p>Command introduced in Junos OS Release 11.1 for the QFX Series.</p> <p><b>director-device</b> option introduced for QFabric systems in Junos OS Release 12.2.</p> <p><b>backup-routing-engine</b> option introduced in Junos OS Release 13.1.</p> <p>Command introduced in Junos OS Release 14.1X53-D20 for the OCX Series.</p>
Description	Stop the router or switch software.



**NOTE:** When you issue this command on an individual component—for example, a Node device—in a QFabric system, you will receive a warning that says “Hardware-based members will halt, Virtual Junos Routing Engines will reboot.” If you want to halt only one member of a Node group, issue this command with the `member` option on the Node device CLI, because you cannot issue this command from the QFabric CLI. Also, issuing this command might cause traffic loss on an individual component.

When you issue this command on a QFX5100 switch, you are not prompted to reboot. You must power cycle the switch to reboot.



**NOTE:** For the routers with the Routing Engines RE-S-2x00x6, RE-PTX-2x00x8, and RE-S-2x00x8, this command is deprecated and might be removed completely in a future release.

On these routers, this command is replaced with the `request vmhost halt` command which provides similar functionality.

**Options** **none**—Stop the router or switch software immediately.

**all-chassis**—(TX Matrix and TX Matrix Plus routers only) (Optional) Halt all chassis.

**all-lcc**—(TX Matrix and TX Matrix Plus routers only) (Optional) On a TX Matrix router, halt all T640 routers (or line-card chassis) connected to the TX Matrix router. On a TX Matrix Plus router, halt all T1600 routers (or line-card chassis) connected to the TX Matrix Plus router.

**all-members**—(EX4200 switches and MX Series routers only) (Optional) Halt all members of the Virtual Chassis configuration.

**at time** —(Optional) Time at which to stop the software, specified in one of the following ways:

- **now**—Stop the software immediately. This is the default.
- **+minutes**—Number of minutes from now to stop the software.
- **yymmddhhmm**—Absolute time at which to stop the software, specified as year, month, day, hour, and minute.
- **hh:mm**—Absolute time on the current day at which to stop the software.

**backup-routing-engine**—(Optional) Halt the backup Routing Engine. This command halts the backup Routing Engine, regardless from which Routing Engine the command is executed. For example, if you issue the command from the master Routing Engine,

the backup Routing Engine is halted. If you issue the command from the backup Routing Engine, the backup Routing Engine is halted.

**both-routing-engines**—(Optional) Halt both Routing Engines at the same time.

**director-device *director-device-id***—(QFabric systems only) Halt a specific Director device.

**lcc *number***—(TX Matrix routers and TX Matrix Plus routers only) (Optional) On a TX Matrix router, halt a specific T640 router that is connected to the TX Matrix router. On a TX Matrix Plus router, halt a specific router that is connected to the TX Matrix Plus router.

Replace *number* with the following values depending on the LCC configuration:

- 0 through 3, when T640 routers are connected to a TX Matrix router in a routing matrix.
- 0 through 3, when T1600 routers are connected to a TX Matrix Plus router in a routing matrix.
- 0 through 7, when T1600 routers are connected to a TX Matrix Plus router with 3D SIBs in a routing matrix.
- 0, 2, 4, or 6, when T4000 routers are connected to a TX Matrix Plus router with 3D SIBs in a routing matrix.

**local**—(EX4200 switches and MX Series routers only) (Optional) Halt the local Virtual Chassis member.

**in *minutes***—(Optional) Number of minutes from now to stop the software. This option is an alias for the at *+minutes* option.

**media (compact-flash | disk)**—(Optional) Boot medium for the next boot.

**media (external | internal)**—(EX Series and QFX Series switches and MX Series routers only) (Optional) Halt the boot media:

- **external**—Halt the external mass storage device.
- **internal**—Halt the internal flash device.

**member *member-id***—(EX4200 switches and MX Series routers only) (Optional) Halt the specified member of the Virtual Chassis configuration. For EX4200 switches, replace *member-id* with a value from 0 through 9. For an MX Series Virtual Chassis, replace *member-id* with a value of 0 or 1.

**message "*text*"**—(Optional) Message to display to all system users before stopping the software.

**other-routing-engine**—(Optional) Halt the other Routing Engine from which the command is issued. For example, if you issue the command from the master Routing Engine, the backup Routing Engine is halted. Similarly, if you issue the command from the backup Routing Engine, the master Routing Engine is halted.



**scc**—(TX Matrix routers only) (Optional) Halt the TX Matrix router (or switch-card chassis).

**sfc *number***—(TX Matrix Plus routers only) (Optional) Halt the TX Matrix Plus router (or switch-fabric chassis). Replace *number* with 0.

**slice *slice***—(EX Series and QFX Series switches only) (Optional) Halt a partition on the boot media. This option has the following suboptions:

- 1—Halt partition 1.
- 2—Halt partition 2.
- **alternate**—Reboot from the alternate partition.

**Additional Information** On the M7i router, the **request system halt** command does not immediately power down the Packet Forwarding Engine. The power-down process can take as long as 5 minutes.

On a TX Matrix router and TX Matrix Plus router if you issue the **request system halt** command on the master Routing Engine, all the master Routing Engines connected to the routing matrix are halted. If you issue this command on the backup Routing Engine, all the backup Routing Engines connected to the routing matrix are halted.



**NOTE:** If you have a router or switch with two Routing Engines and you want to shut the power off to the router or switch or remove a Routing Engine, you must first halt the backup Routing Engine (if it has been upgraded), and then halt the master Routing Engine. To halt a Routing Engine, issue the **request system halt** command. You can also halt both Routing Engines at the same time by issuing the **request system halt both-routing-engines** command.

**Required Privilege Level** maintenance

**Related Documentation**

- [clear system reboot on page 178](#)
- [request system power-off on page 203](#)
- [request vmhost halt](#)
- [Routing Matrix with a TX Matrix Plus Router Solutions Page](#)

**List of Sample Output**

- [request system halt on page 192](#)
- [request system halt \(In 2 Hours\) on page 192](#)
- [request system halt \(Immediately\) on page 192](#)
- [request system halt \(At 1:20 AM\) on page 192](#)

**Output Fields** When you enter this command, you are provided feedback on the status of your request.

## Sample Output

### request system halt

```
user@host> request system halt
Halt the system ? [yes,no] (no) yes

*** FINAL System shutdown message from root@section2 ***
System going down IMMEDIATELY
Terminated
...
syncing disks... 11 8 done
The operating system has halted.
Please press any key to reboot.
```

### request system halt (In 2 Hours)

The following example, which assumes that the time is 5 PM (1700), illustrates three different ways to request that the system stop 2 hours from now:

```
user@host> request system halt at +120
user@host> request system halt in 120
user@host> request system halt at 19:00
```

### request system halt (Immediately)

```
user@host> request system halt at now
```

### request system halt (At 1:20 AM)

To stop the system at 1:20 AM, enter the following command. Because 1:20 AM is the next day, you must specify the absolute time.

```
user@host> request system halt at yymmdd120
request system halt at 120
Halt the system at 120? [yes,no] (no) yes
```

## request system license add

<b>Syntax</b>	<code>request system license add (<i>filename</i>   terminal)</code>
<b>Release Information</b>	<p>Command introduced before Junos OS Release 7.4.</p> <p>Command introduced in Junos OS Release 9.0 for EX Series switches.</p> <p>Command introduced in Junos OS Release 9.5 for SRX Series devices.</p> <p>Command introduced in Junos OS Release 11.1 for the QFX Series.</p> <p>Added additional information section on XML RPC in Junos OS Release 17.4.</p>
<b>Description</b>	Add a license key.
<b>Options</b>	<p><b><i>filename</i></b>—License key from a file or URL. Specify the filename or the URL where the key is located.</p> <p><b><i>terminal</i></b>—License key from the terminal.</p>
<b>Additional Information</b>	<p>Although the <code>  display xml rpc</code> filter returns “xml rpc equivalent of this command is not available,” the following RPC is supported for license installation:</p> <pre>&lt;rpc&gt; &lt;request-license-add&gt; &lt;key-data&gt; key &lt;/key-data&gt; &lt;/request-license-add&gt; &lt;/rpc&gt;</pre> <p>Where <b><i>key-data</i></b> is the license key data.</p> <pre>&lt;rpc&gt; &lt;request-license-add&gt; &lt;source&gt; key-file &lt;/source&gt; &lt;/request-license-add&gt; &lt;/rpc&gt;</pre> <p>Where <b><i>source</i></b> is the URL of the source license key file.</p>
<b>Required Privilege Level</b>	maintenance
<b>List of Sample Output</b>	<a href="#">request system license add on page 193</a>
<b>Output Fields</b>	When you enter this command, you are provided feedback on the status of your request.

## Sample Output

### request system license add

```
user@host> request system license add terminal
E408408918 aeaqib qcsbja okbuqe rcmxnq vjocwf uxfsta
          z5ufjb kdrmt6 57bimv 2f3ddp qttdcn 627q4a
```

```
jx4s5x hiri  
E408408918: successfully added  
add license complete (no errors)
```

## request system license delete

---

<b>Syntax</b>	<code>request system license delete ( <i>license-identifier</i>   license-identifier-list [ <i>licenseid001</i> <i>licenseid002</i> <i>licenseid003</i> ]   all )</code>
<b>Release Information</b>	Command introduced before Junos OS Release 7.4. Command introduced in Junos OS Release 9.0 for EX Series switches. Command introduced in Junos OS Release 11.1 for the QFX Series. Option <b>license-identifier-list</b> introduced in Junos OS Release 13.1.
<b>Description</b>	Delete a license key. You can choose to delete one license at a time, all licenses at once, or a list of license identifiers enclosed in brackets.
<b>Options</b>	<b><i>license-identifier</i></b> —Text string that uniquely identifies a license key.  <b>license-identifier-list [ <i>licenseid001</i> <i>licenseid002</i> <i>licenseid003</i>.... ]</b> —Delete multiple license identifiers as a list enclosed in brackets.  <b>all</b> —Delete all licenses on the device.
<b>Required Privilege Level</b>	maintenance
<b>Related Documentation</b>	

## request system license save

---

<b>Syntax</b>	<code>request system license save (<i>filename</i>   terminal)</code>
<b>Release Information</b>	<p>Command introduced before Junos OS Release 7.4.</p> <p>Command introduced in Junos OS Release 9.0 for EX Series switches.</p> <p>Command introduced in Junos OS Release 11.1 for the QFX Series.</p> <p>Command introduced in Junos OS Release 9.5 for SRX Series devices.</p> <p>Added additional information section on XML RPC in Junos OS Release 17.4.</p>
<b>Description</b>	Save installed license keys to a file or URL.
<b>Options</b>	<p><b><i>filename</i></b>—License key from a file or URL. Specify the filename or the URL where the key is located.</p> <p><b><i>terminal</i></b>—License key from the terminal.</p>
<b>Additional Information</b>	<p>Although the <code>  display xml rpc</code> filter returns “xml rpc equivalent of this command is not available,” the following RPC is supported for saving installed license keys to a file or URL:</p> <pre>&lt;rpc&gt; &lt;request-license-save&gt; &lt;destination&gt;destination&lt;/destination&gt; &lt;/request-license-save&gt; &lt;/rpc&gt;</pre> <p>Where <b><i>destination</i></b> is the URL of the destination license key file.</p>
<b>Required Privilege Level</b>	maintenance
<b>List of Sample Output</b>	<a href="#">request system license save on page 196</a>
<b>Output Fields</b>	When you enter this command, you are provided feedback on the status of your request.

## Sample Output

### request system license save

```
user@host> request system license save ftp://user@host/license.conf
```

## request system logout


<b>Syntax</b>	<code>request system logout (pid <i>pid</i>   terminal <i>terminal</i>   user <i>username</i>) &lt;all&gt;</code>
<b>Release Information</b>	<p>Command introduced before Junos OS Release 7.4.</p> <p>Command introduced in Junos OS Release 9.0 for EX Series switches.</p> <p>Command introduced in Junos OS Release 11.1 for the QFX Series.</p> <p>Command introduced in Junos OS Release 14.1X53-D20 for the OCX Series.</p>
<b>Description</b>	Log out users from the router or switch and the configuration database. If a user held the <b>configure exclusive</b> lock, this command clears the exclusive lock.
<b>Options</b>	<p><b>all</b>—(Optional) Log out all sessions owned by a particular PID, terminal session, or user. (On a TX Matrix or TX Matrix Plus router, this command is broadcast to all chassis.)</p> <p><b>pid <i>pid</i></b>—Log out the user session using the specified management process identifier (PID). The PID type must be management process.</p> <p><b>terminal <i>terminal</i></b>—Log out the user for the specified terminal session.</p> <p><b>user <i>username</i></b>—Log out the specified user.</p>
<b>Required Privilege Level</b>	configure
<b>Related Documentation</b>	<ul style="list-style-type: none"> <li>• <a href="#">Log a User Out of the Router on page 76</a></li> </ul>
<b>List of Sample Output</b>	<a href="#">request system logout on page 197</a>
<b>Output Fields</b>	When you enter this command, you are provided feedback on the status of your request.

## Sample Output

### request system logout

```
user@host> request system logout user test all
Connection closed by foreign host.
```

## request system partition abort

<b>List of Syntax</b>	<a href="#">Syntax on page 198</a> <a href="#">Syntax (TX Matrix Router) on page 198</a> <a href="#">Syntax (TX Matrix Plus Router) on page 198</a> <a href="#">Syntax (MX Series Router) on page 198</a>
<b>Syntax</b>	request system partition abort
<b>Syntax (TX Matrix Router)</b>	request system partition abort <all-chassis   all-lcc   lcc <i>number</i>   scc>
<b>Syntax (TX Matrix Plus Router)</b>	request system partition abort <all-chassis   all-lcc   lcc <i>number</i>   sfc <i>number</i> >
<b>Syntax (MX Series Router)</b>	request system partition abort <all-members> <local> <member <i>member-id</i> >
<b>Release Information</b>	Command introduced before Junos OS Release 7.4. sfc option introduced for the TX Matrix Plus router in Junos OS Release 9.6. Command deprecated for Junos OS with Upgraded FreeBSD in Junos OS Release 15.1.
<div>  <p><b>NOTE:</b> To determine which platforms run Junos OS with Upgraded FreeBSD, see the table listing the platforms currently running Junos OS with upgraded FreeBSD in <i>Release Information for Junos OS with Upgraded FreeBSD</i>.</p> </div>	
<b>Description</b>	Terminate a previously scheduled storage media partition operation. If the command is issued between the time of a partition request and a reboot, the partition request is aborted and the storage media is not affected.
<b>Options</b>	<p><b>all-chassis</b>—(TX Matrix and TX Matrix Plus routers only) (Optional) Abort a previously scheduled partition operation for all chassis.</p> <p><b>all-lcc</b>—(TX Matrix and TX Matrix Plus routers only) (Optional) On a TX Matrix router, abort a previously scheduled partition operation on all T640 routers ( line-card chassis) connected to the TX Matrix router. On a TX Matrix Plus router, abort a previously scheduled partition operation on all routers ( line-card chassis) connected to the TX Matrix Plus router.</p> <p><b>all-members</b>—(MX Series routers only) (Optional) Abort a previously scheduled partition operation for all members of the Virtual Chassis configuration.</p>



**lcc *number***—(TX Matrix and TX Matrix Plus routers only) (Optional) On a TX Matrix Plus router, abort a previously scheduled partition operation on a specific T640 router that is connected to the TX Matrix router. On a TX Matrix Plus router, abort a previously scheduled partition operation on a specific router that is connected to the TX Matrix Plus router.

Replace *number* with the following values depending on the LCC configuration:

- 0 through 3, when T640 routers are connected to a TX Matrix router in a routing matrix.
- 0 through 3, when T1600 routers are connected to a TX Matrix Plus router in a routing matrix.
- 0 through 7, when T1600 routers are connected to a TX Matrix Plus router with 3D SIBs in a routing matrix.
- 0, 2, 4, or 6, when T4000 routers are connected to a TX Matrix Plus router with 3D SIBs in a routing matrix.

**local**—(MX Series routers only) (Optional) Abort a previously scheduled partition operation for the local Virtual Chassis member.

**member *member-id***—(MX Series routers only) (Optional) Abort a previously scheduled partition operation for the specified member of the Virtual Chassis configuration. Replace *member-id* with a value of 0 or 1.

**scc**—(TX Matrix routers only) (Optional) Abort a previously scheduled partition operation on the TX Matrix router (or switch-card chassis).

**sfc *number***—(TX Matrix Plus routers only) (Optional) Abort a previously scheduled partition operation on the TX Matrix Plus router (or switch-fabric chassis). Replace *number* with 0.

**Required Privilege Level** maintenance

**Related Documentation** • [request system partition hard-disk on page 200](#)

**List of Sample Output** [request system partition abort on page 199](#)


**Output Fields** When you enter this command, you are provided feedback on the status of your request.

## Sample Output

### [request system partition abort](#)

```
user@host> request system partition abort
The hard disk is no longer scheduled to be partitioned.
```

## request system partition hard-disk

<b>List of Syntax</b>	<a href="#">Syntax on page 200</a> <a href="#">Syntax (TX Matrix Router) on page 200</a> <a href="#">Syntax (TX Matrix Plus Router) on page 200</a> <a href="#">Syntax (MX Series Router) on page 200</a>
<b>Syntax</b>	request system partition hard-disk
<b>Syntax (TX Matrix Router)</b>	request system partition hard-disk <all-chassis   all-lcc   lcc <i>number</i>   scc>
<b>Syntax (TX Matrix Plus Router)</b>	request system partition hard-disk <all-chassis   all-lcc   lcc <i>number</i>   sfc <i>number</i> >
<b>Syntax (MX Series Router)</b>	request system partition hard-disk <all-members> <local> <member <i>member-id</i> >
<b>Release Information</b>	Command introduced before Junos OS Release 7.4. sfc option introduced for the TX Matrix Plus router in Junos OS Release 9.6. Command deprecated for Junos OS with Upgraded FreeBSD in Junos OS Release 15.1.
<div>  <p><b>NOTE:</b> To determine which platforms run Junos OS with Upgraded FreeBSD, see the table listing the platforms currently running Junos OS with upgraded FreeBSD in <i>Release Information for Junos OS with Upgraded FreeBSD</i>.</p> </div>	
<b>Description</b>	Set up the hard disk for partitioning. After this command is issued, the hard disk is partitioned the next time the system is rebooted. When the hard disk is partitioned, the contents of <b>/altroot</b> and <b>/altconfig</b> are saved and restored. All other data on the hard disk is at risk of being lost.
<b>Options</b>	<p><b>all-chassis</b>—(TX Matrix routers and TX Matrix Plus routers only) (Optional) Schedule a partition of the hard disk for all routers in the chassis at its next reboot.</p> <p><b>all-lcc</b>—(TX Matrix and TX Matrix Plus routers only) (Optional) On a TX Matrix router, schedule a partition of the hard disk on all T640 routers connected to the TX Matrix router at their next reboot. On a TX Matrix Plus router, schedule a partition of the hard disk on all connected LCCs.</p> <p><b>all-members</b>—(MX Series routers only) (Optional) Schedule a partition of the hard disk for all members of the Virtual Chassis configuration.</p>

**lcc *number***—(TX Matrix routers and TX Matrix Plus routers only) (Optional) On a TX Matrix Plus router, schedule a partition of the hard disk on a specific T640 router connected to the TX Matrix router. On a TX Matrix Plus router, schedule a partition of the hard disk on a specific router that is connected to the TX Matrix Plus router.

Replace *number* with the following values depending on the LCC configuration:

- 0 through 3, when T640 routers are connected to a TX Matrix router in a routing matrix.
- 0 through 3, when T1600 routers are connected to a TX Matrix Plus router in a routing matrix.
- 0 through 7, when T1600 routers are connected to a TX Matrix Plus router with 3D SIBs in a routing matrix.
- 0, 2, 4, or 6, when T4000 routers are connected to a TX Matrix Plus router with 3D SIBs in a routing matrix.

**local**—(MX Series routers only) (Optional) Schedule a partition of the hard disk for the local member of the Virtual Chassis.

**member *member-id***—(MX Series routers only) (Optional) Schedule a partition of the hard disk for the specified member of the Virtual Chassis configuration. Replace *member-id* with a value of 0 or 1.

**scc**—(TX Matrix routers only) (Optional) Schedule a partition of the hard disk on the T640 router connected to the TX Matrix router (or switch-card chassis).

**sfc *number***—(TX Matrix Plus routers only) (Optional) Schedule a partition of the hard disk on the connected T1600 or T4000 LCCs connected to the TX Matrix Plus router. Replace *number* with 0.

<b>Additional Information</b>	To immediately partition the hard disk, use the <b>request system reboot</b> command. To cancel the partition request, use the <b>request system partition abort</b> command.
<b>Required Privilege Level</b>	maintenance
<b>Related Documentation</b>	<ul style="list-style-type: none"> <li>• <a href="#">request system partition abort on page 198</a></li> <li>• <a href="#">Routing Matrix with a TX Matrix Plus Router Solutions Page</a></li> </ul>
<b>List of Sample Output</b>	<a href="#">request system partition hard-disk on page 202</a>
<b>Output Fields</b>	When you enter this command, you are provided feedback on the status of your request.

## Sample Output

### request system partition hard-disk




```
user@host> request system partition hard-disk
WARNING: The hard disk is about to be partitioned. The contents
WARNING: of /altroot and /altconfig will be saved and restored.
WARNING: All other data is at risk. This is the setup stage, the
WARNING: partition happens during the next reboot.

Setting up to partition the hard disk ...

WARNING: A REBOOT IS REQUIRED TO PARTITION THE HARD DISK. Use the
WARNING: 'request system reboot' command when you are ready to proceed
WARNING: with the partitioning. To abort the partition of the hard disk
WARNING: use the 'request system partition abort' command.
```

## request system power-off

<b>List of Syntax</b>	<a href="#">Syntax on page 203</a> <a href="#">Syntax (EX Series Switches) on page 203</a> <a href="#">Syntax (TX Matrix Router) on page 203</a> <a href="#">Syntax (TX Matrix Plus Router) on page 203</a> <a href="#">Syntax (MX Series Router) on page 203</a> <a href="#">Syntax (QFX Series) on page 204</a>
<b>Syntax</b>	<pre>request system power-off &lt;both-routing-engines&gt; &lt;other-routing-engine&gt; &lt;at <i>time</i>&gt; &lt;in <i>minutes</i>&gt; &lt;media (compact-flash   disk   removable-compact-flash   usb)&gt; &lt;message "<i>text</i>"&gt;</pre>
<b>Syntax (EX Series Switches)</b>	<pre>request system power-off &lt;all-members&gt; &lt;at <i>time</i>&gt; &lt;both-routing-engines&gt; &lt;in <i>minutes</i>&gt; &lt;local&gt; &lt;media (external   internal)&gt; &lt;member <i>member-id</i>&gt; &lt;message "<i>text</i>"&gt; &lt;other-routing-engine&gt; &lt;slice <i>slice</i>&gt;</pre>
<b>Syntax (TX Matrix Router)</b>	<pre>request system power-off &lt;all-chassis   all-lcc   lcc <i>number</i>   scc&gt; &lt;both-routing-engines&gt; &lt;other-routing-engine&gt; &lt;at <i>time</i>&gt; &lt;in <i>minutes</i>&gt; &lt;media (compact-flash   disk)&gt; &lt;message "<i>text</i>"&gt;</pre>
<b>Syntax (TX Matrix Plus Router)</b>	<pre>request system power-off &lt;all-chassis   all-lcc   lcc <i>number</i>   sfc <i>number</i>&gt; &lt;both-routing-engines&gt; &lt;other-routing-engine&gt; &lt;at <i>time</i>&gt; &lt;in <i>minutes</i>&gt; &lt;media (compact-flash   disk)&gt; &lt;message "<i>text</i>"&gt;</pre>
<b>Syntax (MX Series Router)</b>	<pre>request system power-off &lt;all-members&gt; &lt;at <i>time</i>&gt; &lt;both-routing-engines&gt;</pre>

	<pre> &lt;in <i>minutes</i>&gt; &lt;local&gt; &lt;media (external   internal)&gt; &lt;member <i>member-id</i>&gt; &lt;message "<i>text</i>"&gt; &lt;other-routing-engine&gt; </pre>
<b>Syntax (QFX Series)</b>	<pre> request system power-off &lt;at <i>time</i>&gt; &lt;in <i>minutes</i>&gt; &lt;media (external   internal)&gt; &lt;message "<i>text</i>"&gt; &lt;slice <i>slice</i>&gt; </pre>
<b>Release Information</b>	<p>Command introduced in Junos OS Release 8.0.</p> <p>Command introduced in Junos OS Release 9.0 for EX Series switches.</p> <p>Command introduced in Junos OS Release 11.1 for the QFX Series.</p> <p>Command introduced in Junos OS Release 14.1X53-D20 for the OCX Series.</p>
<b>Description</b>	<p>Power off the Routing Engines.</p>
	<p> <b>NOTE:</b> When you issue this command on an individual component in a QFabric system, you will receive a warning that says “Hardware-based members will halt, Virtual Junos Routing Engines will reboot.” If you want to halt only one member, use the member option. You cannot issue this command from the QFabric CLI.</p>
	<p> <b>NOTE:</b> For a standalone chassis (such as MX Series, PTX Series, and T Series routers), the request to power off the system is applicable only to the Routing Engines. When you request to power off both Routing Engines, all the FPCs in the chassis shut down after approximately 10 minutes and the chassis fans run at full speed. The FPCs shut down because they no longer have communication with the Routing Engines and an Inter-Integrated Circuit (I2C) timeout occurred.</p>
	<p> <b>NOTE:</b> For the routers with Routing Engines RE-S-2x00x6, RE-PTX-2x00x8, and RE-S-2x00x8, this command is deprecated and might be removed completely in a future release.</p> <p>On these routers, this command is replaced with the request vmhost power-off command which provides similar functionality.</p>

**Options** **none**—Power off the router or switch software immediately.

**all-chassis**—(Optional) (TX Matrix and TX Matrix Plus router only) Power off all Routing Engines in the chassis.

**all-lcc**—(Optional) (TX Matrix and TX Matrix Plus router only) On a TX Matrix router, power off all T640 routers (or line-card chassis) connected to the TX Matrix router. On a TX Matrix Plus router, power off all T1600 routers (or line-card chassis) connected to the TX Matrix Plus router.

**all-members**—(EX4200 switches and MX Series routers only) (Optional) Power off all members of the Virtual Chassis configuration.

**at *time***—(Optional) Time at which to power off the software, specified in one of the following ways:

- **now**—Power off the software immediately. This is the default.
- **+*minutes***—Number of minutes from now to power off the software.
- ***yymmddhhmm***—Absolute time at which to power off the software, specified as year, month, day, hour, and minute.
- ***hh:mm***—Absolute time on the current day at which to power off the software.

**both-routing-engines**—(Optional) Power off both Routing Engines at the same time.

**in *minutes***—(Optional) Number of minutes from now to power off the software. This option is an alias for the **at +*minutes*** option.

***lcc number***—(Optional) (TX Matrix and TX Matrix Plus router only) On a TX Matrix router, power off a T640 router that is connected to the TX Matrix router. On a TX Matrix Plus router, power off a specific router that is connected to the TX Matrix Plus router.

Replace *number* with the following values depending on the LCC configuration:

- 0 through 3, when T640 routers are connected to a TX Matrix router in a routing matrix.
- 0 through 3, when T1600 routers are connected to a TX Matrix Plus router in a routing matrix.
- 0 through 7, when T1600 routers are connected to a TX Matrix Plus router with 3D SIBs in a routing matrix.
- 0, 2, 4, or 6, when T4000 routers are connected to a TX Matrix Plus router with 3D SIBs in a routing matrix.

**local**—(EX4200 switches and MX Series routers only) (Optional) Power off the local Virtual Chassis member.

**media (compact-flash | disk)**—(Optional) Boot medium for the next boot.

**media (external | internal)**—(EX Series and QFX Series switches and MX Series routers only) (Optional) Power off the boot media:

- **external**—Power off the external mass storage device.
- **internal**—Power off the internal flash device.

**member *member-id***—(EX4200 switches and MX Series routers only) (Optional) Power off the specified member of the Virtual Chassis configuration. For EX4200 switches, replace ***member-id*** with a value from 0 through 9. For an MX Series Virtual Chassis, replace ***member-id*** with a value of 0 or 1.

**message "*text*"**—(Optional) Message to display to all system users before powering off the software.

**other-routing-engine**—(Optional) Power off the other Routing Engine from which the command is issued. For example, if you issue the command from the master Routing Engine, the backup Routing Engine is halted. Similarly, if you issue the command from the backup Routing Engine, the master Routing Engine is halted.

**scc**—(Optional) (TX Matrix router only) Power off only the master Routing Engine or the backup Routing Engine on the TX Matrix router (or switch-card chassis). If you issue the command from the master Routing Engine, the master SCC is powered off. If you issue the command from the backup Routing Engine, the backup SCC is powered off.

**sfc *number***—(Optional) (TX Matrix Plus router only) Power off only the master Routing Engine or the backup Routing Engine on the TX Matrix Plus router (or switch-fabric chassis). If you issue the command from the master Routing Engine, the master SFC is powered off. If you issue the command from the backup Routing Engine, the backup SFC is powered off. Replace ***number*** with zero.

**slice *slice***—(EX Series and QFX Series switches only) (Optional) Power off a partition on the boot media. This option has the following suboptions:

- **1**—Power off partition 1.
- **2**—Power off partition 2.
- **alternate**—Reboot from the alternate partition.

**Additional Information** On a routing matrix composed of a TX Matrix router and T640 routers, if you issue the **request system power-off** command on the TX Matrix master Routing Engine, all the master Routing Engines connected to the routing matrix are powered off. If you issue this command on the backup Routing Engine, all the backup Routing Engines connected to the routing matrix are powered off.

Likewise, on a routing matrix composed of a TX Matrix Plus router and T1600 routers, if you issue the **request system power-off** command on the TX Matrix Plus master Routing Engine, all the master Routing Engines connected to the routing matrix are powered off.



If you issue this command on the backup Routing Engine, all the backup Routing Engines connected to the routing matrix are powered off.

If you issue the **request system power-off both-routing-engines** command on the TX Matrix or TX Matrix Plus router, all the Routing Engines on the routing matrix are powered off.

**Required Privilege Level** maintenance

**List of Sample Output** [request system power-off on page 207](#)

**Output Fields** When you enter this command, you are provided feedback on the status of your request.

## Sample Output

### [request system power-off](#)

```
user@host> request system power-off message "This router will be powered off in 30 minutes.
Please save your data and log out immediately."
warning: This command will not halt the other routing-engine.
If planning to switch off power, use the both-routing-engines option.
Power Off the system ? [yes,no] (no) yes
```

```
*** FINAL System shutdown message from remote@nutmeg ***
System going down IMMEDIATELY
```

```
This router will be powered off in 30 minutes. Please save your data and log out
immediately.
```

```
Shutdown NOW!
[pid 5177]
```

## request system reboot

---

**List of Syntax**    [Syntax on page 208](#)  
                         [Syntax \(EX Series Switches\) on page 208](#)  
                         [Syntax \(TX Matrix Router\) on page 208](#)  
                         [Syntax \(TX Matrix Plus Router\) on page 208](#)  
                         [Syntax \(MX Series Router\) on page 208](#)

**Syntax**    request system reboot  
                 <at *time*>  
                 <both-routing-engines>  
                 <in *minutes*>  
                 <media (compact-flash | disk | removable-compact-flash | usb)>  
                 <message "*text*">  
                 <other-routing-engine>

**Syntax (EX Series Switches)**    request system reboot  
                 <all-members>  
                 <at *time*>  
                 <both-routing-engines>  
                 <in *minutes*>  
                 <local>  
                 <media (external | internal)>  
                 <member *member-id*>  
                 <message "*text*">  
                 <other-routing-engine>  
                 <slice *slice*>

**Syntax (TX Matrix Router)**    request system reboot  
                 <all-chassis | all-lcc | lcc *number* | scc>  
                 <at *time*>  
                 <both-routing-engines>  
                 <in *minutes*>  
                 <media (compact-flash | disk)>  
                 <message "*text*">  
                 <other-routing-engine>

**Syntax (TX Matrix Plus Router)**    request system reboot  
                 <all-chassis | all-lcc | lcc *number* | sfc *number*>  
                 <at *time*>  
                 <both-routing-engines>  
                 <in *minutes*>  
                 <media (compact-flash | disk)>  
                 <message "*text*">  
                 <other-routing-engine>  
                 <partition (1 | 2 | alternate)>

**Syntax (MX Series Router)**    request system reboot  
                 <all-members>  
                 <at *time*>  
                 <both-routing-engines>

```

<in minutes>
<local>
<media (external | internal)>
<member member-id>
<message "text">
<other-routing-engine>

```

**Release Information** Command introduced before Junos OS Release 7.4.  
Option **other-routing-engine** introduced in Junos OS Release 8.0.  
Command introduced in Junos OS Release 9.0 for EX Series switches.  
Option **sfc** introduced for the TX Matrix Plus router in Junos OS Release 9.6.  
Option **both-routing-engines** introduced in Junos OS Release 12.1.

**Description** Reboot the software.



**NOTE:** Starting with Junos OS Release 15.1F3, the statement **request system reboot** reboots only the guest operating system on the PTX5000 with RE-PTX-X8-64G and, MX240, MX480, and MX960 with RE-S-X6-64G.

Starting with Junos OS Release 15.1F5, the statement **request system reboot** reboots only the guest operating system on the MX2010, and MX2020 with REMX2K-X8-64G.



**NOTE:** Starting from Junos OS Release 17.2R1, PTX10008 routers do not support the **request system reboot** command. Starting from Junos OS Release 17.4R1, PTX10016 routers do not support the **request system reboot** command. Use the **request vmhost reboot** command instead of the **request system reboot** command on the PTX10008 and PTX10016 routers to reboot the Junos OS software package or bundle on the router. See *request vmhost reboot*.

**Options** **none**—Reboot the software immediately.

**all-chassis**—(TX Matrix routers and TX Matrix Plus routers only) (Optional) On a TX Matrix router or TX Matrix Plus router, reboot all routers connected to the TX Matrix or TX Matrix Plus router, respectively.

**all-lcc**—(TX Matrix routers and TX Matrix Plus routers only) (Optional) On a TX Matrix router or TX Matrix Plus router, reboot all line card chassis connected to the TX Matrix or TX Matrix Plus router, respectively.

**all-members**—(EX4200 switches and MX Series routers only) (Optional) Reboot the software on all members of the Virtual Chassis configuration.

**at time**—(Optional) Time at which to reboot the software, specified in one of the following ways:

- **now**—Stop or reboot the software immediately. This is the default.
- **+minutes**—Number of minutes from now to reboot the software.
- **yymmddhhmm**—Absolute time at which to reboot the software, specified as year, month, day, hour, and minute.
- **hh:mm**—Absolute time on the current day at which to stop the software, specified in 24-hour time.

**both-routing-engines**—(Optional) Reboot both Routing Engines at the same time.

**in minutes**—(Optional) Number of minutes from now to reboot the software. This option is an alias for the **at +minutes** option.

**lcc number**—(TX Matrix routers and TX Matrix Plus routers only) (Optional) Line-card chassis number.

Replace *number* with the following values depending on the LCC configuration:

- 0 through 3, when T640 routers are connected to a TX Matrix router in a routing matrix.
- 0 through 3, when T1600 routers are connected to a TX Matrix Plus router in a routing matrix.
- 0 through 7, when T1600 routers are connected to a TX Matrix Plus router with 3D SIBs in a routing matrix.
- 0, 2, 4, or 6, when T4000 routers are connected to a TX Matrix Plus router with 3D SIBs in a routing matrix.

**local**—(EX4200 switches and MX Series routers only) (Optional) Reboot the software on the local Virtual Chassis member.

**media (compact-flash | disk)**—(Optional) Boot medium for next boot.

**media (external | internal)**—(EX Series switches and MX Series routers only) (Optional) Reboot the boot media:

- **external**—Reboot the external mass storage device.
- **internal**—Reboot the internal flash device.

**member member-id**—(EX4200 switches and MX Series routers only) (Optional) Reboot the software on the specified member of the Virtual Chassis configuration. For EX4200 switches, replace *member-id* with a value from 0 through 9. For an MX Series Virtual Chassis, replace *member-id* with a value of 0 or 1.

**message "text"**—(Optional) Message to display to all system users before stopping or rebooting the software.

**other-routing-engine**—(Optional) Reboot the other Routing Engine from which the command is issued. For example, if you issue the command from the master Routing Engine, the backup Routing Engine is rebooted. Similarly, if you issue the command from the backup Routing Engine, the master Routing Engine is rebooted.

**partition**—(TX Matrix Plus routers only) (Optional) Reboot using the specified partition on the boot media. This option has the following suboptions:

- 1—Reboot from partition 1.
- 2—Reboot from partition 2.
- **alternate**—Reboot from the alternate partition.

**scc**—(TX Matrix routers only) (Optional) Reboot the Routing Engine on the TX Matrix switch-card chassis. If you issue the command from re0, re0 is rebooted. If you issue the command from re1, re1 is rebooted.

**sfc number**—(TX Matrix Plus routers only) (Optional) Reboot the Routing Engine on the TX Matrix Plus switch-fabric chassis. If you issue the command from re0, re0 is rebooted. If you issue the command from re1, re1 is rebooted. Replace *number* with 0.

**slice slice**—(EX Series switches only) (Optional) Reboot a partition on the boot media. This option has the following suboptions:

- 1—Power off partition 1.
- 2—Power off partition 2.
- **alternate**—Reboot from the alternate partition.

**Additional Information** Reboot requests are recorded in the system log files, which you can view with the **show log** command (see [show log](#)). Also, the names of any running processes that are scheduled to be shut down are changed. You can view the process names with the **show system processes** command (see [show system processes](#)).

On a TX Matrix or TX Matrix Plus router, if you issue the **request system reboot** command on the master Routing Engine, all the master Routing Engines connected to the routing matrix are rebooted. If you issue this command on the backup Routing Engine, all the backup Routing Engines connected to the routing matrix are rebooted.



**NOTE:** Before issuing the **request system reboot** command on a TX Matrix Plus router with no options or the **all-chassis**, **all-lcc**, **lcc number**, or **sfc** options, verify that master Routing Engine for all routers in the routing matrix are in the same slot number. If the master Routing Engine for a line-card chassis is in a different slot number than the master Routing Engine for a TX Matrix Plus router, the line-card chassis might become logically disconnected from the routing matrix after the **request system reboot** command.



**NOTE:** To reboot a router that has two Routing Engines, reboot the backup Routing Engine (if you have upgraded it) first, and then reboot the master Routing Engine.

<b>Required Privilege Level</b>	maintenance
<b>Related Documentation</b>	<ul style="list-style-type: none"> <li>• <a href="#">clear system reboot on page 178</a></li> <li>• <a href="#">request system halt on page 187</a></li> <li>• <a href="#">Routing Matrix with a TX Matrix Plus Router Solutions Page</a></li> <li>• <a href="#">request vmhost reboot</a></li> </ul>
<b>List of Sample Output</b>	<a href="#">request system reboot on page 212</a> <a href="#">request system reboot (at 2300) on page 212</a> <a href="#">request system reboot (in 2 Hours) on page 212</a> <a href="#">request system reboot (Immediately) on page 212</a> <a href="#">request system reboot (at 1:20 AM) on page 213</a>
<b>Output Fields</b>	When you enter this command, you are provided feedback on the status of your request.

## Sample Output

### request system reboot

```
user@host> request system reboot
Reboot the system ? [yes,no] (no)
```

### request system reboot (at 2300)

```
user@host> request system reboot at 2300 message ?Maintenance time!?
Reboot the system ? [yes,no] (no) yes

shutdown: [pid 186]
*** System shutdown message from root@test.example.net ***
System going down at 23:00
```

### request system reboot (in 2 Hours)

The following example, which assumes that the time is 5 PM (17:00), illustrates three different ways to request the system to reboot in two hours:

```
user@host> request system reboot at +120
user@host> request system reboot in 120
user@host> request system reboot at 19:00
```

### request system reboot (Immediately)

```
user@host> request system reboot at now
```

**request system reboot (at 1:20 AM)**

To reboot the system at 1:20 AM, enter the following command. Because 1:20 AM is the next day, you must specify the absolute time.

```
user@host> request system reboot at 06060120
request system reboot at 120
Reboot the system at 120? [yes,no] (no) yes
```

## request system snapshot

---

<b>List of Syntax</b>	<a href="#">Syntax on page 214</a> <a href="#">Syntax (ACX Series Routers) on page 214</a> <a href="#">Syntax (EX Series Switches) on page 214</a> <a href="#">Syntax (MX Series Routers) on page 214</a> <a href="#">Syntax (TX Matrix Routers) on page 214</a> <a href="#">Syntax (TX Matrix Plus Routers) on page 214</a>
<b>Syntax</b>	request system snapshot <partition>
<b>Syntax (ACX Series Routers)</b>	request system snapshot <media type> <partition>
<b>Syntax (EX Series Switches)</b>	request system snapshot <all-members   local   member <i>member-id</i> > <media type> <partition> <re0   re1   routing-engine <i>routing-engine-id</i> > <slice alternate>
<b>Syntax (MX Series Routers)</b>	request system snapshot <all-members> <config-partition> <local> <member <i>member-id</i> > <media <i>usb-port-number</i> > <partition> <root-partition>
<b>Syntax (TX Matrix Routers)</b>	request system snapshot <all-chassis   all-lcc   lcc <i>number</i>   scc> <config-partition> <partition> <root-partition>
<b>Syntax (TX Matrix Plus Routers)</b>	request system snapshot <all-chassis   all-lcc   lcc <i>number</i>   sfc <i>number</i> > <config-partition> <partition> <root-partition>
<b>Release Information</b>	Command introduced before Junos OS Release 7.4. Command introduced in Junos OS Release 10.0 for EX Series switches. Command introduced in Junos OS Release 12.2 for ACX Series routers. Options <config-partition> and <root-partition> introduced in Junos OS Release 13.1 for M Series, MX Series, T Series, and TX Series routers.



Option **media usb-port-number** introduced in Junos OS Release 13.2 for MX104 routers. Options **<config-partition>**, **<root-partition>**, and **<slice>** deprecated for Junos OS with Upgraded FreeBSD in Junos OS Release 15.1



**NOTE:** To determine which platforms run Junos OS with Upgraded FreeBSD, see the table listing the platforms currently running Junos OS with upgraded FreeBSD in *Release Information for Junos OS with Upgraded FreeBSD*.

- Description**
- On the router, back up the currently running and active file system partitions to standby partitions that are not running. Specifically, the root file system (**/**) is backed up to **/altroot**, and **/config** is backed up to **/altconfig**. The root and **/config** file systems are on the router's flash drive, and the **/altroot** and **/altconfig** file systems are on the router's hard drive.
  - On the switch, take a snapshot of the files currently used to run the switch—the complete contents of the root (**/**), **/altroot**, **/config**, **/var**, and **/var-tmp** directories, which include the running Junos OS, the active configuration, and log files.



**CAUTION:** After you run the **request system snapshot** command, you cannot return to the previous version of the software, because the running and backup copies of the software are identical.



**NOTE:** Starting with Junos OS Release 15.1F3, the statement **request system snapshot** creates a snapshot of the guest OS image only for the PTX5000 with RE-DUO-C2600-16G, and the MX240, MX480, and MX960 routers with RE-S-1800X4-32G-S.

Starting with Junos OS Release 15.1F5, the statement **request system snapshot** creates a snapshot of the guest OS image only for the MX2010 and MX2020 routers with REMX2K-1800-32G-S.

On these routers, in order to create snapshot of the host OS image along with Junos OS image, use the **request vmhost snapshot** command.

**Options** The specific options available depend upon the router or switch:

**none**—Back up the currently running software as follows:

- On the router, back up the currently running and active file system partitions to standby partitions that are not running. Specifically, the root file system (**/**) is backed up to **/altroot**, and **/config** is backed up to **/altconfig**. The root and **/config**

file systems are on the router's flash drive, and the `/altroot` and `/altconfig` file systems are on the router's hard drive.

- On the switch, take a snapshot of the files currently used to run the switch and copy them to the media that the switch did not boot from. If the switch is booted from internal media, the snapshot is copied to external (USB) media. If the switch is booted from external (USB) media, the snapshot is copied to internal media.
- If the snapshot destination is external media but a USB flash drive is not connected, an error message is displayed.
- If the automatic snapshot procedure is already in progress, the command returns the following error: **Snapshot already in progress. Cannot start manual snapshot.** For additional information about the automatic snapshot feature, see *Configuring Dual-Root Partitions*.

**all-chassis | all-lcc | lcc *number*** —(TX Matrix and TX Matrix Plus router only) (Optional)

- **all-chassis**—On a TX Matrix router, archive data and executable areas for all Routing Engines in the chassis. On a TX Matrix Plus router, archive data and executable areas for all Routing Engines in the chassis.
- **all-lcc**—On a TX Matrix router, archive data and executable areas for all T640 routers (or line-card chassis) connected to a TX Matrix router. On a TX Matrix Plus router, archive data and executable areas for all routers (or line-card chassis) connected to a TX Matrix Plus router.
- **lcc *number***—On a TX Matrix router, archive data and executable areas for a specific T640 router (or line-card chassis) that is connected to a TX Matrix router. On a TX Matrix Plus router, archive data and executable areas for a specific router (line-card chassis) that is connected to a TX Matrix Plus router.

Replace *number* with the following values depending on the LCC configuration:

- 0 through 3, when T640 routers are connected to a TX Matrix router in a routing matrix.
- 0 through 3, when T1600 routers are connected to a TX Matrix Plus router in a routing matrix.
- 0 through 7, when T1600 routers are connected to a TX Matrix Plus router with 3D SIBs in a routing matrix.
- 0, 2, 4, or 6, when T4000 routers are connected to a TX Matrix Plus router with 3D SIBs in a routing matrix.

**all-members | local | member *member-id***—(EX Series switch Virtual Chassis and MX Series routers only) (Optional) Specify where to place the snapshot (archive data and executable areas) in a Virtual Chassis:

- **all-members**—Create a snapshot (archive data and executable areas) for all members of the Virtual Chassis.

- **local**—Create a snapshot (archive data and executable areas) on the member of the Virtual Chassis that you are currently logged into.
- **member *member-id***—Create a snapshot (archive data and executable areas) for the specified member of the Virtual Chassis.

**config-partition**—(M, MX, T, TX Series routers only) Create a snapshot of the configuration partition only and store it onto the default **/altconfig** on the hard disk device or an **/altconfig** on a USB device. Option deprecated for Junos OS with Upgraded FreeBSD in Junos OS Release 15.1.



**NOTE:** To determine which platforms run Junos OS with Upgraded FreeBSD, see the table listing the platforms currently running Junos OS with upgraded FreeBSD in *Release Information for Junos OS with Upgraded FreeBSD*.

**media type**—(ACX Series, M320, T640, MX960 routers, and EX Series switches only)(Optional) Specify the boot device the software is copied to:

- **compact-flash**—Copy software to the primary compact flash drive.
- **external**—(Switches only) Copy software to an external mass storage device, such as a USB flash drive. If a USB drive is not connected, the switch displays an error message.
- **internal**—Copy software to an internal flash drive.
- **removable-compact-flash**—Copy software to the removable compact flash drive.
- **usb**—(ACX Series, M320, T640, MX960 routers only) Copy software to the device connected to the USB port.
- **usb0**—(MX104 routers only) Copy software to the device connected to the USB0 port.
- **usb1**—(MX104 routers only) Copy software to the device connected to the USB1 port.

**partition**—(Optional) Repartition the flash drive before a snapshot occurs. If the partition table on the flash drive is corrupted, the **request system snapshot** command fails and reports errors. The partition option is only supported for restoring the software image from the hard drive to the flash drive.

(Routers only) You cannot issue the **request system snapshot** command when you enable flash disk mirroring. We recommend that you disable flash disk mirroring when you upgrade or downgrade the software. For more information, see the *Junos OS Administration Library*.

(EX Series switches only) If the snapshot destination is the media that the switch did not boot from, you must use the **partition** option.

**re0 | re1 | routing-engine *routing-engine-id***—(EX6200 and EX8200 switches only) Specify where to place the snapshot in a redundant Routing Engine configuration.

- **re0**—Create a snapshot on Routing Engine 0.
- **re1**—Create a snapshot on Routing Engine 1.
- **routing-engine *routing-engine-id***—Create a snapshot on the specified Routing Engine.

**root-partition**—(M, MX, T, TX Series routers only) Create a snapshot of the root partition only and store it onto the default **/altroot** on the hard disk device or an **/altroot** on a USB device. Option deprecated for Junos OS with Upgraded FreeBSD in Junos OS Release 15.1.



**NOTE:** To determine which platforms run Junos OS with Upgraded FreeBSD, see the information in *Release Information for Junos OS with Upgraded FreeBSD*.

---

**slice alternate**—(EX Series switches only) (Optional) Take a snapshot of the active root partition and copy it to the alternate slice on the boot media.

Option deprecated for Junos OS with Upgraded FreeBSD in Junos OS Release 15.1.



**NOTE:** To determine which platforms run Junos OS with Upgraded FreeBSD, see the table listing the platforms currently running Junos OS with upgraded FreeBSD in *Release Information for Junos OS with Upgraded FreeBSD*.

---

**scc**—(TX Matrix router only) (Optional) Archive data and executable areas for a TX Matrix router (or switch-card chassis).

**sfc *number***—(TX Matrix Plus router only) (Optional) Archive data and executable areas for a TX Matrix Plus router (or switch-fabric chassis). Replace *number* with 0.

**Additional Information**

- (Routers only) Before upgrading the software on the router, when you have a known stable system, issue the **request system snapshot** command to back up the software, including the configuration, to the **/altroot** and **/altconfig** file systems. After you have upgraded the software on the router and are satisfied that the new packages are successfully installed and running, issue the **request system snapshot** command again to back up the new software to the **/altroot** and **/altconfig** file systems.

- (Routers only) You cannot issue the **request system snapshot** command when you enable flash disk mirroring. We recommend that you disable flash disk mirroring when you upgrade or downgrade the software. For more information, see the *Junos OS Administration Library*
- (TX Matrix and TX Matrix Plus router only) On a routing matrix, if you issue the **request system snapshot** command on the master Routing Engine, all the master Routing Engines connected to the routing matrix are backed up. If you issue this command on the backup Routing Engine, all the backup Routing Engines connected to the routing matrix are backed up.

**Required Privilege Level** maintenance

**Related Documentation**

- [request system snapshot \(Junos OS with Upgraded FreeBSD\)](#)
- [show system snapshot on page 577](#)
- [show system auto-snapshot](#)

**List of Sample Output**

- [request system snapshot \(Routers\) on page 219](#)
- [request system snapshot \(EX Series Switches\) on page 219](#)
- [request system snapshot \(When the Partition Flag Is On\) on page 220](#)
- [request system snapshot \(MX104 Routers When Media Device is Missing\) on page 220](#)
- [request system snapshot \(When Mirroring Is Enabled\) on page 220](#)
- [request system snapshot all-lcc \(Routing Matrix\) on page 220](#)
- [request system snapshot all-members \(Virtual Chassis\) on page 220](#)

**Output Fields** When you enter this command, you are provided feedback on the status of your request.

## Sample Output

### request system snapshot (Routers)

```
user@host> request system snapshot
umount: /altroot: not currently mounted
Copying / to /altroot.. (this may take a few minutes)
umount: /altconfig: not currently mounted
Copying /config to /altconfig.. (this may take a few minutes)

The following filesystems were archived: / /config
```

### request system snapshot (EX Series Switches)

```
user@switch> request system snapshot partition
Clearing current label...
Partitioning external media (/dev/da1) ...
Partitions on snapshot:
```

Partition	Mountpoint	Size	Snapshot argument
s1a	/altroot	179M	none
s2a	/	180M	none
s3d	/var/tmp	361M	none

```
s3e    /var      121M    none
s4d    /config   60M     none
Copying '/dev/da0s1a' to '/dev/da1s1a' .. (this may take a few minutes)
Copying '/dev/da0s2a' to '/dev/da1s2a' .. (this may take a few minutes)
Copying '/dev/da0s3d' to '/dev/da1s3d' .. (this may take a few minutes)
Copying '/dev/da0s3e' to '/dev/da1s3e' .. (this may take a few minutes)
Copying '/dev/da0s4d' to '/dev/da1s4d' .. (this may take a few minutes)
The following filesystems were archived: /altroot / /var/tmp /var /config
```

#### request system snapshot (When the Partition Flag Is On)

```
user@host> request system snapshot partition
Performing preliminary partition checks ...
Partitioning ad0 ...
umount: /altroot: not currently mounted
Copying / to /altroot.. (this may take a few minutes)

The following filesystems were archived: / /config
```

#### request system snapshot (MX104 Routers When Media Device is Missing)

```
user@host > request system snapshot media usb0
error: usb0 media missing or invalid
```

#### request system snapshot (When Mirroring Is Enabled)

```
user@host> request system snapshot
Snapshot is not possible since mirror-flash-on-disk is configured.
```

#### request system snapshot all-lcc (Routing Matrix)

```
user@host> request system snapshot all-lcc
lcc0-re0:
-----
Copying '/' to '/altroot' .. (this may take a few minutes)
Copying '/config' to '/altconfig' .. (this may take a few minutes)
The following filesystems were archived: / /config

lcc2-re0:
-----
Copying '/' to '/altroot' .. (this may take a few minutes)
Copying '/config' to '/altconfig' .. (this may take a few minutes)
The following filesystems were archived: / /config
```

#### request system snapshot all-members (Virtual Chassis)

```
user@switch> request system snapshot all-members media internal
fpc0:
-----
Copying '/dev/da0s2a' to '/dev/da0s1a' .. (this may take a few minutes)
The following filesystems were archived: /

fpc1:
-----
Copying '/dev/da0s2a' to '/dev/da0s1a' .. (this may take a few minutes)
The following filesystems were archived: /

fpc2:
-----
```

Copying '/dev/da0s2a' to '/dev/da0s1a' .. (this may take a few minutes)  
The following filesystems were archived: /

fpc3:

-----  
Copying '/dev/da0s2a' to '/dev/da0s1a' .. (this may take a few minutes)  
The following filesystems were archived: /

fpc4:

-----  
Copying '/dev/da0s2a' to '/dev/da0s1a' .. (this may take a few minutes)  
The following filesystems were archived: /

fpc5:

-----  
Copying '/dev/da0s2a' to '/dev/da0s1a' .. (this may take a few minutes)  
The following filesystems were archived: /

## request system software abort

---

<b>Syntax</b>	<b>request system software abort in-service-upgrade</b>
<b>Release Information</b>	Command introduced in JUNOS Release 9.0. Command introduced in Junos OS Release 13.2 for PTX5000 routers.
<b>Description</b>	Abort a unified in-service software upgrade (ISSU). The unified ISSU must be in progress and you must issue this command from a router session other than the one on which you issued the <b>request system in-service-upgrade</b> command that launched the unified ISSU.
<b>Options</b>	This command has no options.
<b>Required Privilege Level</b>	view
<b>Related Documentation</b>	<ul style="list-style-type: none"><li>• <i>request system software in-service-upgrade</i></li><li>• <i>show chassis in-service-upgrade</i></li><li>• <i>Getting Started with Unified In-Service Software Upgrade</i></li><li>• <i>Example: Performing a Unified ISSU</i></li></ul>
<b>List of Sample Output</b>	<a href="#">request system software abort (New Router Session) on page 222</a> <a href="#">request system software in-service-upgrade (Unified ISSU Session) on page 222</a>
<b>Output Fields</b>	When you enter the <b>request system software abort</b> command on a new router session, you are provided feedback on the status of your request in the router session on which you issued the <b>request system software in-service-upgrade</b> command.

## Sample Output

### request system software abort (New Router Session)

```
user@host> request system software abort
```

### request system software in-service-upgrade (Unified ISSU Session)

```
user@host> request system software in-service-upgrade
/var/tmp/jinstall-9.0-20080117.0-domestic-signed.tgz
ISSU: Preparing Backup RE
Pushing bundle to re1
Checking compatibility with configuration Initializing...
Using jbase-9.0-20080116.2
Verified manifest signed by PackageProduction_9_0_0 Using
/var/tmp/jinstall-9.0-20080117.0-domestic-signed.tgz
Verified jinstall-9.0-20080117.0-domestic.tgz signed by PackageProduction_9_0_0
Using jinstall-9.0-20080117.0-domestic.tgz
Using jbundle-9.0-20080117.0-domestic.tgz
Checking jbundle requirements on /
```



```

Using jbase-9.0-20080117.0.tgz
Verified manifest signed by PackageProduction_9_0_0 Using
jkernel-9.0-20080117.0.tgz Verified manifest signed by PackageProduction_9_0_0
Using jcrypto-9.0-20080117.0.tgz Verified manifest signed by
PackageProduction_9_0_0 Using jpfe-9.0-20080117.0.tgz Using
jdocs-9.0-20080117.0.tgz Verified manifest signed by PackageProduction_9_0_0 Using
jroute-9.0-20080117.0.tgz Verified manifest signed by PackageProduction_9_0_0
Hardware Database regeneration succeeded Validating against /config/juniper.conf.gz
mgd: commit complete
Validation succeeded
Installing package '/var/tmp/jinstall-9.0-20080117.0-domestic-signed.tgz'
...
Verified jinstall-9.0-20080117.0-domestic.tgz signed by PackageProduction_9_0_0
Adding jinstall...
Verified manifest signed by PackageProduction_9_0_0

WARNING: This package will load JUNOS 9.0-20080117.0 software.
WARNING: It will save JUNOS configuration files, and SSH keys
WARNING: (if configured), but erase all other files and information
WARNING: stored on this machine. It will attempt to preserve dumps
WARNING: and log files, but this can not be guaranteed. This is the
WARNING: pre-installation stage and all the software is loaded when
WARNING: you reboot the system.

Saving the config files ...
NOTICE: uncommitted changes have been saved in
/var/db/config/juniper.conf.pre-install
Installing the bootstrap installer ...

WARNING: A REBOOT IS REQUIRED TO LOAD THIS SOFTWARE CORRECTLY. Use the
WARNING: 'request system reboot' command when software installation is
WARNING: complete. To abort the installation, do not reboot your system,
WARNING: instead use the 'request system software delete jinstall'
WARNING: command as soon as this operation completes.

Saving package file in
/var/sw/pkg/jinstall-9.0-20080117.0-domestic-signed.tgz ...
Saving state for rollback ...
Backup upgrade done
Rebooting Backup RE

Rebooting re1
error: ISSU Aborted! Backup RE maybe in inconsistent state, Please restore backup
RE
ISSU: IDLE

{master}
user@host>

```

## request system software add

---

**List of Syntax**    [Syntax on page 224](#)  
                          [Syntax \(EX Series Switches\) on page 224](#)  
                          [Syntax \(TX Matrix Router\) on page 224](#)  
                          [Syntax \(TX Matrix Plus Router\) on page 225](#)  
                          [Syntax \(MX Series Router\) on page 225](#)  
                          [Syntax \(QFX Series\) on page 225](#)  
                          [Syntax \(OCX Series\) on page 226](#)

**Syntax**    request system software add *package-name*  
                  <best-effort-load>  
                  <delay-restart>  
                  <device-alias *alias-name*>  
                  <force>  
                  <no-copy>  
                  <no-validate>  
                  <re0 | re1>  
                  <reboot>  
                  <satellite *slot-id*>  
                  <set [*package-name1 package-name2*]>  
                  <unlink>  
                  <upgrade-group [all | *upgrade-group-name*]>  
                  <upgrade-with-config>  
                  <satellite *slot-id*>  
                  <validate>  
                  <version *version-string*>

**Syntax (EX Series Switches)**    request system software add *package-name*  
  <best-effort-load>  
  <delay-restart>  
  <force>  
  <no-copy>  
  <no-validate>  
  <re0 | re1>  
  <reboot>  
  <set [*package-name1 package-name2*]>  
  <upgrade-with-config>  
  <validate>  
  <validate-on-host *hostname*>  
  <validate-on-routing-engine *routing-engine*>

**Syntax (TX Matrix Router)**    request system software add *package-name*  
  <best-effort-load>  
  <delay-restart>  
  <force>  
  <lcc *number* | scc>  
  <no-copy>  
  <no-validate>  
  <re0 | re1>  
  <reboot>  
  <set [*package-name1 package-name2*]>

```

<unlink>
<upgrade-with-config>
<validate>
<validate-on-host hostname>
<validate-on-routing-engine routing-engine>

```

**Syntax (TX Matrix Plus Router)**

```

request system software add package-name
<best-effort-load>
<delay-restart>
<force>
<lcc number | sfc number>
<no-copy>
<no-validate>
<re0 | re1>
<reboot>
<set [package-name1 package-name2]>
<unlink>
<upgrade-with-config>
<validate>
<validate-on-host hostname>
<validate-on-routing-engine routing-engine>

```

**Syntax (MX Series Router)**

```

request system software add package-name
<best-effort-load>
<delay-restart>
<device-alias alias-name>
<force>
<member member-id>
<no-copy>
<no-validate>
<re0 | re1>
<reboot>
<satellite slot-id>
<set [package-name1 package-name2]>
<upgrade-group [all | upgrade-group-name]>
<unlink>
<upgrade-with-config>
<validate>
<version version-string>
<validate-on-host hostname>
<validate-on-routing-engine routing-engine>

```

**Syntax (QFX Series)**

```

request system software add package-name
<best-effort-load>
<component all>
<delay-restart>
<force>
<force-host>
<no-copy>
<partition>
<reboot>
<unlink>
<upgrade-with-config>

```

**Syntax (OCX Series)** request system software add *package-name*

```

<best-effort-load>
<delay-restart>
<force>
<force-host>
<no-copy>
<no-validate>
<reboot>
<unlink>
<upgrade-with-config>
<validate>

```

**Release Information** Command introduced before Junos OS Release 7.4.  
**best-effort-load** and **unlink** options added in Junos OS Release 7.4.  
 Command introduced in Junos OS Release 9.0 for EX Series switches.  
**sfc** option introduced in Junos OS Release 9.6 for the TX Matrix Plus router.  
 Command introduced in Junos OS Release 11.1 for the QFX Series.  
**set [package-name1 package-name2]** option added in Junos OS Release 11.1 for EX Series switches. Added in Junos OS Release 12.2 for M Series, MX Series, and T Series routers.



**NOTE:** On EX Series switches, the **set [package-name1 package-name2]** option allows you to install only two software packages on a mixed EX4200 and EX4500 Virtual Chassis, whereas, on M Series, MX Series, and T Series routers, the **set [package-name1 package-name2 package-name3]** option allows you to install multiple software packages and software add-on packages at the same time.

**upgrade-with-config** and **upgrade-with-config-format format** options added in Junos OS Release 12.3 for M Series routers, MX Series routers, and T Series routers, EX Series Ethernet switches, and QFX Series devices.

Command introduced in Junos OS Release 14.1X53-D20 for the OCX Series.

**device-alias**, **satellite**, **upgrade-group**, and **version** options introduced in Junos OS Release 14.2R3 for Junos Fusion.

**validate-on-host** and **validate-on-routing-engine** options added in Junos OS Release 15.1F3 for PTX5000 routers and MX240, MX480, and MX960 routers.

**upgrade-with-config-format format** option deleted in Junos OS Release 16.1 for M Series routers, MX Series routers, and T Series routers, EX Series Ethernet switches, and QFX Series devices.

#### Description



**NOTE:** We recommend that you always download the software image to `/var/tmp` only. On EX Series and QFX Series switches, you must use the `/var/tmp` directory. Other directories are not supported.

Install a software package or bundle on the router or switch.

For information on valid filename and URL formats, see [“Format for Specifying Filenames and URLs in Junos OS CLI Commands”](#) on page 53.



**CAUTION:** Any configuration changes performed after inputting the `request system software add` command will be lost when the system reboots with an upgraded version of Junos OS.



**NOTE:** Starting from Junos OS Release 17.2R1, PTX10008 routers do not support the `request system software add` command. Starting from Junos OS Release 17.4R1, PTX10016 routers do not support the `request system software add` command. Use the `request vmhost software add` command instead of the `request system software add` command on the PTX10008 and PTX10016 routers to install or upgrade the Junos OS software package or bundle on the router. See *request vmhost software add*.



**NOTE:** Starting from Junos OS Release 18.1R1, MX10003 routers do not support the `request system software add` command. Use the `request vmhost software add` command instead of the `request system software add` command on the MX10003 routers to install or upgrade the Junos OS software package or bundle on the router. See *request vmhost software add*.



**NOTE:** When graceful Routing Engine switchover (GRES) is enabled on a device, you must perform a unified ISSU operation to update the software running on the device. With GRES enabled, if you attempt to perform a software upgrade by entering the `request system software add package-name` command, an error message is displayed stating that only in-service-software-upgrades are supported when GRES is configured. In such a case, you must either remove the GRES configuration before you attempt the upgrade or perform a unified ISSU.



**NOTE:** Starting with Junos OS Release 15.1F3, the statement `request system software add` installs a software package for the guest OS only for the PTX5000 router with RE-DUO-C2600-16G, and for MX240, MX480, and MX960 routers with RE-S-1800X4-32G-S.

Starting with Junos OS Release 15.1F5, the statement `request system software add` installs a software package for the guest OS only for the MX2010 and MX2020 routers with REMX2K-1800-32G-S.

On these routers, in order to install both Junos software and host software packages, use the `request vmhost software add` command.

**Options** *package-name*—Location from which the software package or bundle is to be installed.

For example:

- */var/tmp/package-name*—For a software package or bundle that is being installed from a local directory on the router or switch.
- *protocol://hostname/pathname/package-name*—For a software package or bundle that is to be downloaded and installed from a remote location. Replace *protocol* with one of the following:
  - **ftp**—File Transfer Protocol.  
Use *ftp://hostname/pathname/package-name*. To specify authentication credentials, use *ftp://<username>:<password>@hostname/pathname/package-name*. To have the system prompt you for the password, specify **prompt** in place of the password. If a password is required, and you do not specify the password or **prompt**, an error message is displayed.
  - **http**—Hypertext Transfer Protocol.  
Use *http://hostname/pathname/package-name*. To specify authentication credentials, use *http://<username>:<password>@hostname/pathname/package-name*. If a password is required and you omit it, you are prompted for it.
  - **scp**—Secure copy (not available for limited editions).  
Use *scp://hostname/pathname/package-name*. To specify authentication credentials, use *scp://<username>:<password>@hostname/pathname/package-name*.

**NOTE:**

- The *pathname* in the protocol is the relative path to the user's home directory on the remote system and not the root directory.
- Do not use the `scp` protocol in the `request system software add` command to download and install a software package or bundle from a remote location. The previous statement does not apply to the QFabric switch. The software upgrade is handled by the management process (`mgd`), which does not support `scp`.  
Use the `file copy` command to copy the software package or bundle from the remote location to the `/var/tmp` directory on the hard disk:  
`file copy scp://source/package-name /var/tmp`  
Then install the software package or bundle using the `request system software add` command:  
`request system software add /var/tmp/package-name`

**best-effort-load**—(Optional) Activate a partial load and treat parsing errors as warnings instead of errors.

**component all**—(QFabric systems only) (Optional) Install software package on all of the QFabric components.

**delay-restart**—(Optional) Install a software package or bundle, but do not restart software processes.

**device-alias *alias-name***—(Junos Fusion only) (Optional) Install the satellite software package onto the specified satellite device using the satellite device's alias name.

**force**—(Optional) Force the addition of the software package or bundle (ignore warnings).

**force-host**—(Optional) Force the addition of host software package or bundle (ignore warnings) on the QFX5100 device.

**lcc *number*** —(TX Matrix routers and TX Matrix Plus routers only) (Optional) In a routing matrix based on the TX Matrix router, install a software package or bundle on a T640 router that is connected to the TX Matrix router. In a routing matrix based on the TX Matrix Plus router, install a software package or bundle on a router that is connected to the TX Matrix Plus router.

Replace *number* with the following values depending on the LCC configuration:

- 0 through 3, when T640 routers are connected to a TX Matrix router in a routing matrix.
- 0 through 3, when T1600 routers are connected to a TX Matrix Plus router in a routing matrix.

- 0 through 7, when T1600 routers are connected to a TX Matrix Plus router with 3D SIBs in a routing matrix.
- 0, 2, 4, or 6, when T4000 routers are connected to a TX Matrix Plus router with 3D SIBs in a routing matrix.

**member *member-id***—(MX Series routers only) (Optional) Install a software package on the specified Virtual Chassis member. Replace *member-id* with a value of 0 or 1.

**partition**—(QFX3500 switches only) (Optional) Format and repartition the media before installation.

**satellite *slot-id***—(Junos Fusion only) (Optional) Install the satellite software package onto the specified satellite device using the satellite devices FPC slot identifier.

**scc**—(TX Matrix routers only) (Optional) Install a software package or bundle on a Routing Engine on a TX Matrix router (or switch-card chassis).

**sfc *number***—(TX Matrix Plus routers only) (Optional) Install a software package or bundle on a Routing Engine on a TX Matrix Plus router. Replace *number* with 0.

**no-copy**—(Optional) Install a software package or bundle, but do not save copies of the package or bundle files.

**no-validate**—(Optional) When loading a software package or bundle with a different release, suppress the default behavior of the **validate** option.



**NOTE:** Software packages from unidentified providers cannot be loaded. To authorize providers, include the **provider-id** statement at the [edit system extensions provider] hierarchy level.

---

**re0 | re1**—(Optional) On routers or switches that support dual or redundant Routing Engines, load a software package or bundle on the Routing Engine in slot 0 (re0) or the Routing Engine in slot 1 (re1).

**reboot**—(Optional) After adding the software package or bundle, reboot the system. On a QFabric switch, the software installation is not complete until you reboot the component for which you have installed the software.

**set [*package-name1 package-name2*]**—(Mixed EX4200 and EX4500 Virtual Chassis, M Series, MX Series, and T Series routers only) (Optional) Install multiple packages at same time:

- In the case of mixed EX4200 and EX4500 Virtual Chassis, install two software packages—a package for an EX4200 switch and the same release of the package for an EX4500 switch—to upgrade all member switches in a mixed EX4200 and EX4500 Virtual Chassis.



- In the case of M Series, MX Series, and T Series routers, install multiple (two or more) software packages and software add-on packages at the same time. The variable **package-name** can either be a list of installation packages, each separated by a blank space, or the full URL to the directory or tar file containing the list of installation packages.

In each case, **installation-package** can either be a list of installation packages, each separated by a blank space, or the full URL to the directory or tar file containing the list of installation packages.

Use the **request system software add set** command to retain any SDK configuration by installing the SDK add-on packages along with the core Junos OS installation package.

**unlink**—(Optional) On M Series, T Series, and MX Series routers, use the unlink option to remove the software package from this directory after a successful upgrade is completed.

**upgrade-group [ all | upgrade-group-name ]**—(Junos Fusion only) (Required to configure a Junos Fusion using autoconversion or manual conversion) Associate a satellite software image with a satellite software upgrade group. The satellite software package is associated with the specified satellite software upgrade group using the *upgrade-group-name*, or for all satellite software upgrade groups in a Junos Fusion when the all keyword is specified.

A satellite software upgrade group is a group of satellite devices in a Junos Fusion that are designated to upgrade to the same satellite software version using the same satellite software package. See *Understanding Software in a Junos Fusion Provider Edge*, *Understanding Software in a Junos Fusion Enterprise*, and *Managing Satellite Software Upgrade Groups in a Junos Fusion*.

**upgrade-with-config**—(Optional) Install one or more configuration files.



**NOTE:** Configuration files specified with this option must have the extension **.text** or **.xml** and have the extension specified. Using the extension **.txt** will not work.

**validate**—(Optional) Validate the software package or bundle against the current configuration as a prerequisite to adding the software package or bundle. This is the default behavior when the software package or bundle being added is a different release.



**NOTE:** The `validate` option only works on systems that do not have graceful-switchover (GRES) enabled. To use the `validate` option on a system with GRES, either disable GRES for the duration of the installation, or install using the `request system software in-service-upgrade`, which requires nonstop active routing (NSR) to be enabled when using GRES.

**validate-on-host *hostname***—(Optional) Validate the software package by comparing it to the running configuration on a remote Junos OS host. Specify a host, replacing *hostname* with the remote hostname. You can optionally provide the username that will be used to log in to the remote host by specifying the hostname in the format `user@hostname`.

**validate-on-routing-engine *routing-engine***—(Optional) Validate the software bundle or package by comparing it to the running configuration on a Junos OS Routing Engine on the same chassis. Specify a Routing Engine, replacing *routing-engine* with the routing engine name.

#### Additional Information

Before upgrading the software on the router or switch, when you have a known stable system, issue the `request system snapshot` command to back up the software, including the configuration, to the `/altroot` and `/altconfig` file systems. After you have upgraded the software on the router or switch and are satisfied that the new package or bundle is successfully installed and running, issue the `request system snapshot` command again to back up the new software to the `/altroot` and `/altconfig` file systems.



**NOTE:** The `request system snapshot` command is currently not supported on the QFabric system. Also, you cannot add or install multiple packages on a QFabric system.

After you run the `request system snapshot` command, you cannot return to the previous version of the software because the running and backup copies of the software are identical.

If you are upgrading more than one package at the same time, delete the operating system package, `jkernl`, last. Add the operating system package, `jkernl`, first and the routing software package, `jroute`, last. If you are upgrading all packages at once, delete and add them in the following order:

```
user@host> request system software add /var/tmp/jbase
user@host> request system software add /var/tmp/jkernl
user@host> request system software add /var/tmp/jpfe
user@host> request system software add /var/tmp/jdocs
user@host> request system software add /var/tmp/jroute
user@host> request system software add /var/tmp/jcrypto
```

By default, when you issue the **request system software add *package-name*** command on a TX Matrix master Routing Engine, all the T640 master Routing Engines that are connected to it are upgraded to the same version of software. If you issue the same command on the TX Matrix backup Routing Engine, all the T640 backup Routing Engines that are connected to it are upgraded to the same version of software.

Likewise, when you issue the **request system software add *package-name*** command on a TX Matrix Plus master Routing Engine, all the T1600 or T4000 master Routing Engines that are connected to it are upgraded to the same version of software. If you issue the same command on the TX Matrix Plus backup Routing Engine, all the T1600 or T4000 backup Routing Engines that are connected to it are upgraded to the same version of software.

**Required Privilege Level** maintenance

**Related Documentation**

- [Format for Specifying Filenames and URLs in Junos OS CLI Commands on page 53](#)
- *request system software delete*
- *request system software rollback*
- *request system storage cleanup*
- *Installing Software Packages on QFX Devices*
- *Upgrading Software on a QFabric System*
- *Managing Satellite Software Upgrade Groups in a Junos Fusion*
- *request system software add (Maintenance)*
- [Routing Matrix with a TX Matrix Plus Router Solutions Page](#)

**List of Sample Output**

[request system software add validate on page 233](#)  
[request system software add /var/tmp/ no-validate on page 234](#)  
[request system software add no-copy no-validate reboot on page 235](#)  
[request system software add validate-on-host on page 235](#)  
[request system software add \(Mixed EX4200 and EX4500 Virtual Chassis\) on page 236](#)  
[request system software add component all \(QFabric Systems\) on page 236](#)  
[request system software add upgrade-group \(Junos Fusion\) on page 236](#)

**Output Fields** When you enter this command, you are provided feedback on the status of your request.

## Sample Output

### request system software add validate

```
user@host> request system software add validate /var/tmp/jinstall-7.2R1.7-domestic-signed.tgz
Checking compatibility with configuration
Initializing...
Using jbase-7.1R2.2
Using /var/tmp/jinstall-7.2R1.7-domestic-signed.tgz
```

```

Verified jinstall-7.2R1.7-domestic.tgz signed by PackageProduction_7_2_0
Using /var/validate/tmp/jinstall-signed/jinstall-7.2R1.7-domestic.tgz
Using /var/validate/tmp/jinstall/jbundle-7.2R1.7-domestic.tgz
Checking jbundle requirements on /
Using /var/validate/tmp/jbundle/jbase-7.2R1.7.tgz
Using /var/validate/tmp/jbundle/jkernel-7.2R1.7.tgz
Using /var/validate/tmp/jbundle/jcrypto-7.2R1.7.tgz
Using /var/validate/tmp/jbundle/jpfe-7.2R1.7.tgz
Using /var/validate/tmp/jbundle/jdocs-7.2R1.7.tgz
Using /var/validate/tmp/jbundle/jroute-7.2R1.7.tgz
Validating against /config/juniper.conf.gz
mgd: commit complete
Validation succeeded
Validating against /config/rescue.conf.gz
mgd: commit complete
Validation succeeded
Installing package '/var/tmp/jinstall-7.2R1.7-domestic-signed.tgz' ...
Verified jinstall-7.2R1.7-domestic.tgz signed by PackageProduction_7_2_0
Adding jinstall...

```

```

WARNING: This package will load JUNOS 7.2R1.7 software.
WARNING: It will save JUNOS configuration files, and SSH keys
WARNING: (if configured), but erase all other files and information
WARNING: stored on this machine. It will attempt to preserve dumps
WARNING: and log files, but this can not be guaranteed. This is the
WARNING: pre-installation stage and all the software is loaded when
WARNING: you reboot the system.

```

```

Saving the config files ...
Installing the bootstrap installer ...

```

```

WARNING: A REBOOT IS REQUIRED TO LOAD THIS SOFTWARE CORRECTLY. Use the
WARNING: 'request system reboot' command when software installation is
WARNING: complete. To abort the installation, do not reboot your system,
WARNING: instead use the 'request system software delete jinstall'
WARNING: command as soon as this operation completes.

```

```

Saving package file in /var/sw/pkg/jinstall-7.2R1.7-domestic-signed.tgz ...
Saving state for rollback ...

```

#### request system software add /var/tmp/ no-validate

```

user@host> request system software add no-validate
/var/tmp/junos-install-mx-x86-32-15.1R1.9.tgz
Installing package '/var/tmp/junos-install-mx-x86-32-15.1R1.9.tgz' ...
Verified manifest signed by PackageProductionEc_2015
Verified manifest signed by PackageProductionRSA_2015
Verified contents.iso
Verified issu-indb.tgz
Verified junos-x86-32.tgz
Verified kernel
Verified metatags
Verified package.xml
Verified pkgtools.tgz
camcontrol: not found
camcontrol: not found
Verified manifest signed by PackageProductionEc_2015
Saving the config files ...
NOTICE: uncommitted changes have been saved in
/var/db/config/juniper.conf.pre-install
Saving package file in

```

```

/var/sw/pkg/junos-install-x86-32-domestic-20150618.043753_builder_junos_151_r1.tgz
...
Saving state for rollback ...

```

#### request system software add no-copy no-validate reboot

```

user@host> request system software add no-copy no-validate junos-install-srx-x86-64-17.3R1.tgz
reboot
Verified junos-install-srx-x86-64-17.3R1 signed by PackageProductionEc_2017 method
ECDSA256+SHA256
Verified manifest signed by PackageProductionEc_2017 method ECDSA256+SHA256
Checking PIC combinations
Verified fips-mode signed by PackageProductionEc_2017 method ECDSA256+SHA256
Adding fips-mode-x86-32-20170728.153050_builder_junos_173_r1 ...
Verified jail-runtime signed by PackageProductionEc_2017 method ECDSA256+SHA256
Adding jail-runtime-x86-32-20170725.352915_builder_stable_10 ...
Verified jdocs signed by PackageProductionEc_2017 method ECDSA256+SHA256
Adding jdocs-x86-32-20170728.153050_builder_junos_173_r1 ...
Verified jfirmware signed by PackageProductionEc_2017 method ECDSA256+SHA256
Adding jfirmware-x86-32-17.3R1 ...
Verified jpfe-X signed by PackageProductionEc_2017 method ECDSA256+SHA256
Adding jpfe-X-x86-32-20170728.153050_builder_junos_173_r1 ...
Verified jpfe-X960 signed by PackageProductionEc_2017 method ECDSA256+SHA256
Adding jpfe-X960-x86-32-20170728.153050_builder_junos_173_r1 ...
Verified jpfe-common signed by PackageProductionEc_2017 method ECDSA256+SHA256
Adding jpfe-common-x86-32-20170728.153050_builder_junos_173_r1 ...
Verified jpfe-fips signed by PackageProductionEc_2017 method ECDSA256+SHA256
Verified jpfe-wrlinux signed by PackageProductionEc_2017 method ECDSA256+SHA256
Adding jpfe-wrlinux-x86-32-20170728.153050_builder_junos_173_r1 ...
Verified jsd-jet-1 signed by PackageProductionEc_2017 method ECDSA256+SHA256
Adding jsd-x86-32-17.3R1-jet-1 ...

```

#### request system software add validate-on-host

```

user@host> request system software add validate-on-host user@xyz
:/var/tmp/jinstall-15.1-20150516_ib_15_2_psd.0-domestic-signed.tgz
user@host> request system software add validate-on-host user@xyz
:/var/tmp/jinstall-15.1-20150516_ib_15_2_psd.0-domestic-signed.tgz
Extracting JUNOS version from package...
Connecting to remote host xyz...
Password:
Sending configuration to xyz...
Validating configuration on xyz...
PACKAGETYPE: not found
Checking compatibility with configuration
Initializing...
Using jbase-15.1-20150516_ib_15_2_psd.0
Verified manifest signed by PackageDevelopmentEc_2015
Using jruntime-15.1-20150516_ib_15_2_psd.0
Verified manifest signed by PackageDevelopmentEc_2015
Using jkernel-15.1-20150516_ib_15_2_psd.0
Verified manifest signed by PackageDevelopmentEc_2015
Using jroute-15.1-20150516_ib_15_2_psd.0
Verified manifest signed by PackageDevelopmentEc_2015
Using jcrypto-15.1-20150516_ib_15_2_psd.0
Verified manifest signed by PackageDevelopmentEc_2015
Using jweb-15.1-20150516_ib_15_2_psd.0
Verified manifest signed by PackageDevelopmentEc_2015
Using /var/packages/jtools-15.1-20150516_ib_15_2_psd.0
Verified manifest signed by PackageDevelopmentEc_2015

```

```

Using /var/tmp/config.tgz
Hardware Database regeneration succeeded
Validating against /config/juniper.conf.gz
mgd: warning: schema: init: 'logical-systems-vlans' contains-node 'juniper-config
  vlans': not found
mgd: commit complete
Validation succeeded
Installing package
'/var/tmp/jinstall-15.1-20150516_ib_15_2_psd.0-domestic-signed.tgz' ...
Verified jinstall-15.1-20150516_ib_15_2_psd.0-domestic.tgz signed by
PackageDevelopmentEc_2015
Adding jinstall...

WARNING:    The software that is being installed has limited support.
WARNING:    Run 'file show /etc/notices/unsupported.txt' for details.

WARNING:    This package will load JUNOS 15.1-20150516_ib_15_2_psd.0 software.
WARNING:    It will save JUNOS configuration files, and SSH keys
WARNING:    (if configured), but erase all other files and information
WARNING:    stored on this machine. It will attempt to preserve dumps
WARNING:    and log files, but this can not be guaranteed. This is the
WARNING:    pre-installation stage and all the software is loaded when
WARNING:    you reboot the system.

Saving the config files ...
NOTICE: uncommitted changes have been saved in
/var/db/config/juniper.conf.pre-install
Installing the bootstrap installer ...

WARNING:    A REBOOT IS REQUIRED TO LOAD THIS SOFTWARE CORRECTLY. Use the
WARNING:    'request system reboot' command when software installation is
WARNING:    complete. To abort the installation, do not reboot your system,
WARNING:    instead use the 'request system software delete jinstall'
WARNING:    command as soon as this operation completes.

Saving package file in
/var/sw/pkg/jinstall-15.1-20150516_ib_15_2_psd.0-domestic-signed.tgz ...
Saving state for rollback ...

```

## Sample Output

### request system software add (Mixed EX4200 and EX4500 Virtual Chassis)

```

user@switch> request system software add set
[/var/tmp/jinstall-ex-4200-11.1R1.1-domestic-signed.tgz
/var/tmp/jinstall-ex-4500-11.1R1.1-domestic-signed.tgz]
...

```

### request system software add component all (QFabric Systems)

```

user@switch> request system software add /pbdata/packages/jinstall-qfabric-12.2X50-D1.3.rpm
component all
...

```

### request system software add upgrade-group (Junos Fusion)

```

user@aggregation-device> request system software add /var/tmp/satellite-3.0R1.1-signed.tgz
upgrade-group group1

```



## request system zeroize

**Syntax** request system zeroize  
 <media>  
 <local>

**Release Information** Command introduced before Junos OS Release 9.0.  
 Command introduced in Junos OS Release 11.2 for EX Series switches.  
 Option **media** added in Junos OS Release 11.4 for EX Series switches.  
 Command introduced in Junos OS Release 12.2 for MX Series routers.  
 Command introduced in Junos OS Release 12.3 for the QFX Series.  
 Option **local** added in Junos OS Release 14.1.  
 Command introduced in Junos OS Release 14.1X53-D20 for the OCX Series.

**Description** Remove all configuration information on the Routing Engines and reset all key values on the device where you run the command.

- If the device has dual Routing Engines, the command is broadcast to all Routing Engines on the device.
- In a Virtual Chassis or Virtual Chassis Fabric (VCF) composed of EX Series switches (except EX8200 Virtual Chassis) or QFX Series switches, this command operates only on the member switch where you run the command, even if that switch is in the master Routing Engine role. The command is not forwarded to the backup Routing Engine member or to member switches in the line-card role. To apply this command to more than one member of an EX Series or QFX Series Virtual Chassis or VCF, we recommend you remove and disconnect each of those members from the Virtual Chassis or VCF, and then run the command on each isolated switch individually.

The command removes all data files, including customized configuration and log files, by unlinking the files from their directories. The command removes all user-created files from the system, including all plain-text passwords, secrets, and private keys for SSH, local encryption, local authentication, IPsec, RADIUS, TACACS+, and SNMP.

This command reboots the device and sets it to the factory default configuration. After the reboot, you cannot access the device through the management Ethernet interface. Log in through the console as **root** and start the Junos OS CLI by typing **cli** at the prompt.



**NOTE:** If the configuration contains the **commit synchronize** statement at the **[edit system]** hierarchy level, and you issue a **commit** in the master Routing Engine, the master configuration is automatically synchronized with the backup. If the backup Routing Engine is down when you issue the **commit**, the Junos OS displays a warning and commits the candidate configuration in the master Routing Engine. When the backup Routing Engine comes up, its configuration will automatically be synchronized with the master. A newly inserted backup Routing Engine or a Routing Engine that comes up after running the **request system zeroize** command also automatically synchronizes its configuration with the master Routing Engine configuration.





**NOTE:** Starting with Junos OS Release 15.1F3, the `request system zeroize` command removes all configuration information on the guest OS for the PTX5000 router with RE-DUO-C2600-16G, and MX240, MX480, and MX960 with RE-S-1800X4-32G-S.

Starting with Junos OS Release 15.1F5, the `request system zeroize` command removes all configuration information on the guest OS for the MX2010 and MX2020 with REMX2K-1800-32G-S.

On these routers, in order to remove all configuration information on both guest OS and host OS, use the `request vmhost zeroize` command.

To completely erase user-created data so that it is unrecoverable, use the **media** option.

**Options** **media**—(Optional) In addition to removing all configuration and log files, causes memory and the media to be scrubbed, removing all traces of any user-created files. Every storage device attached to the system is scrubbed, including disks, flash drives, removable USBs, and so on. The duration of the scrubbing process is dependent on the size of the media being erased. As a result, the `request system zeroize media` operation can take considerably more time than the `request system zeroize` operation. However, the critical security parameters are all removed at the beginning of the process.



**NOTE:** On QFX Series platforms running Junos OS Release 14.1X53 or earlier, the **media** option is not available. On QFX Series platforms running releases later than Junos OS Release 14.1X53 that do not have the FreeBSD 10 kernel, the **media** option is available, but if you use it, the system will issue a warning that the **media** option is not supported and will continue with the zeroize operation. On platforms that are not QFX Series platforms, the **media** option is not available in Junos OS Release 17.2 or later with the FreeBSD 10 kernel.

**local**—(Optional) Remove all the configuration information and restore all the key values on the active Routing Engine.



**NOTE:** Specifying this option has no effect on switches in a Virtual Chassis or VCF composed of EX Series switches (except EX8200 Virtual Chassis) or QFX switches, because in these configurations, the `request system zeroize` command only operates locally by default.

**Required Privilege Level** maintenance

**Related Documentation**

- [request system snapshot on page 214](#)
- *Reverting to the Default Factory Configuration for the EX Series Switch*
- *Reverting to the Rescue Configuration for the EX Series Switch*
- *Reverting to the Default Factory Configuration*
- *Reverting to the Rescue Configuration*
- *Reverting to the Default Factory Configuration by Using the request system zeroize Command*

**List of Sample Output** [request system zeroize on page 240](#)  
[request system zeroize media on page 241](#)

## Sample Output

### request system zeroize

```
user@host> request system zeroize
warning: System will be rebooted and may not boot without configuration
Erase all data, including configuration and log files? [yes,no] (no) yes

0 1 1 0 0 0 done

syncing disks... All buffers synced.
Uptime: 5d19h20m26s
recorded reboot as normal shutdown
Rebooting...

U-Boot 1.1.6 (Mar 11 2011 - 04:39:06)

Board: EX4200-24T 2.11
EPLD: Version 6.0 (0x85)
DRAM: Initializing (1024 MB)
FLASH: 8 MB

Firmware Version: --- 01.00.00 ---
USB: scanning bus for devices... 2 USB Device(s) found
      scanning bus for storage devices... 1 Storage Device(s) found

ELF file is 32 bit
Consoles: U-Boot console

FreeBSD/PowerPC U-Boot bootstrap loader, Revision 2.4
(user@device.example.net, Fri Mar 11 03:03:36 UTC 2011)
Memory: 1024MB
bootsequencing is enabled
bootsuccess is set
new boot device = disk0s1:
Loading /boot/defaults/loader.conf
/kernel data=0x915c84+0xa1260 syms=[0x4+0x7cbd0+0x4+0xb1c19]

Hit [Enter] to boot immediately, or space bar for command prompt.
```

```

Booting [/kernel]...
Kernel entry at 0x800000e0 ...
GDB: no debug ports present
KDB: debugger backends: ddb
KDB: current backend: ddb
Copyright (c) 1996-2011, Juniper Networks, Inc.
All rights reserved.
Copyright (c) 1992-2006 The FreeBSD Project.
Copyright (c) 1979, 1980, 1983, 1986, 1988, 1989, 1991, 1992, 1993, 1994
    The Regents of the University of California. All rights reserved.
JUNOS 11.1R1.8 #0: 2011-03-09 20:14:25 UTC

user@device.example.net:/volume/build/junos/11.1/release/11.1R1.8/obj-powerpc/bsd/kernels/
JUNIPER-EX/kernel
Timecounter "decrementer" frequency 50000000 Hz quality 0
cpu0: Freescale e500v2 core revision 2.2
cpu0: HID0 80004080
...

```

### request system zeroize media

```

user@host> request system zeroize media
warning: System will be rebooted and may not boot without configuration
Erase all data, including configuration and log files? [yes,no] (no) yes

warning: ipsec-key-management subsystem not running - not needed by configuration.
warning: zeroizing fpc0

{master:0}
root> Waiting (max 60 seconds) for system process `vnlrn' to stop...done
...
Syncing disks, vnodes remaining...2 4 2 4 3 2 1 1 0 0 0 done

syncing disks... All buffers synced.
Uptime: 14m50s
recorded reboot as normal shutdown
Rebooting...

U-Boot 1.1.6 (Apr 21 2011 - 13:58:42)

Board: EX4200-48PX 1.1
EPLD: Version 8.0 (0x82)
DRAM: Initializing (512 MB)
FLASH: 8 MB
NAND: No NAND device found!!!
0 MiB

Firmware Version: --- 01.00.00 ---
USB: scanning bus for devices... 2 USB Device(s) found
      scanning bus for storage devices... 1 Storage Device(s) found

ELF file is 32 bit
Consoles: U-Boot console

FreeBSD/PowerPC U-Boot bootstrap loader, Revision 2.2
(user@device1.example.com, Fri Feb 26 17:48:51 PST 2010)
Memory: 512MB
Loading /boot/defaults/loader.conf
/kernel data=0x9abfdc+0xb06e4 syms=[0x4+0x83b30+0x4+0xbd7c6]

Hit [Enter] to boot immediately, or space bar for command prompt.

```

```
Booting [/kernel] in 1 second... Booting [/kernel]...
Kernel entry at 0x800000e0 ...
GDB: no debug ports present
KDB: debugger backends: ddb
KDB: current backend: ddb
Copyright (c) 1996-2011, Juniper Networks, Inc.
All rights reserved.
Copyright (c) 1992-2006 The FreeBSD Project.
Copyright (c) 1979, 1980, 1983, 1986, 1988, 1989, 1991, 1992, 1993, 1994
The Regents of the University of California. All rights reserved.
JUNOS 11.4R1.2 #0: 2011-10-27 18:05:39 UTC
user@device1.example.com:/volume/build/junos/11.4/release/11.4R1.2/obj-powerpc/
bsd/kernels/JUNIPER-EX/kernel
can't re-use a leaf (all_slot_serialid)!
Timecounter "decrementer" frequency 50000000 Hz quality 0
cpu0: Freescale e500v2 core revision 2.2
cpu0: HID0 80004080<EMCP,TBEN,EN_MAS7_UPDATE>
real memory = 511705088 (488 MB)
avail memory = 500260864 (477 MB)
ETHERNET SOCKET BRIDGE initialising
Initializing EXSERIES platform properties ...
. . .
Automatic reboot in progress...
Media check on da0 on ex platforms
** /dev/da0s2a
FILE SYSTEM CLEAN; SKIPPING CHECKS
clean, 20055 free (31 frags, 2503 blocks, 0.0% fragmentation)
zeroizing /dev/da0s1a ...
. . .
zeroizing /dev/da0s3d ...
. . .
zeroizing /dev/da0s3e ...
. . .
zeroizing /dev/da0s4d ...
. . .
zeroizing /dev/da0s4e ...
. . .

syncing disks... All buffers synced.
Uptime: 3m40s
Rebooting...

U-Boot 1.1.6 (Apr 21 2011 - 13:58:42)

Board: EX4200-48PX 1.1
EPLD: Version 8.0 (0x82)
DRAM: Initializing (512 MB)
FLASH: 8 MB
NAND: No NAND device found!!!
0 MiB

Firmware Version: --- 01.00.00 ---
USB: scanning bus for devices... 2 USB Device(s) found
      scanning bus for storage devices... 1 Storage Device(s) found

ELF file is 32 bit
Consoles: U-Boot console

FreeBSD/PowerPC U-Boot bootstrap loader, Revision 2.2
(user@device1.example.com, Fri Feb 26 17:48:51 PST 2010)
Memory: 512MB
```

```

Loading /boot/defaults/loader.conf
/kernel data=0x9abfdc+0xb06e4 syms=[0x4+0x83b30+0x4+0xbd7c6]

Hit [Enter] to boot immediately, or space bar for command prompt.
Booting [/kernel] in 1 second... Booting [/kernel]...
Kernel entry at 0x800000e0 ...
GDB: no debug ports present
KDB: debugger backends: ddb
KDB: current backend: ddb
Copyright (c) 1996-2011, Juniper Networks, Inc.
All rights reserved.
Copyright (c) 1992-2006 The FreeBSD Project.
Copyright (c) 1979, 1980, 1983, 1986, 1988, 1989, 1991, 1992, 1993, 1994
The Regents of the University of California. All rights reserved.
JUNOS 11.4R1.2 #0: 2011-10-27 18:05:39 UTC
user@device1.example.com:/volume/build/junos/11.4/release/11.4R1.2/obj-powerpc/
bsd/kernels/JUNIPER-EX/kernel
can't re-use a leaf (all_slot_serialid)!
Timecounter "decrementer" frequency 500000000 Hz quality 0
cpu0: Freescale e500v2 core revision 2.2
cpu0: H1D0 80004080 <EMCP,TBEN,EN_MAS7_UPDATE>
real memory = 511705088 (488 MB)
avail memory = 500260864 (477 MB)
ETHERNET SOCKET BRIDGE initialising
Initializing EXSERIES platform properties ...
...
Automatic reboot in progress...
Media check on da0 on ex platforms
** /dev/da0s1a
FILE SYSTEM CLEAN; SKIPPING CHECKS
clean, 20064 free (48 frags, 2502 blocks, 0.1% fragmentation)
zeroizing /dev/da0s2a ...
...
Creating initial configuration...mgd: error: Cannot open configuration file:
/config/juniper.conf
mgd: warning: activating factory configuration
mgd: commit complete
mgd: -----
mgd: Please login as 'root'. No password is required.
mgd: To start Initial Setup, type 'ezsetup' at the JUNOS prompt.
mgd: To start JUNOS CLI, type 'cli' at the JUNOS prompt.
mgd: -----
Setting initial options: debugger_on_panic=NO debugger_on_break=NO.
Starting optional daemons: .
Doing initial network setup:
...

Amnesiac (ttyu0)

```

## show chassis hardware

---

<b>List of Syntax</b>	<a href="#">Syntax on page 244</a> <a href="#">Syntax (EX Series) on page 244</a> <a href="#">Syntax (T4000 Router) on page 244</a> <a href="#">Syntax (TX Matrix Router) on page 244</a> <a href="#">Syntax (TX Matrix Plus Router) on page 244</a> <a href="#">Syntax (MX Series Routers) on page 244</a> <a href="#">Syntax (MX104, MX204, MX2010, MX2020, MX10003, and MX2008 3D Universal Edge Routers) on page 245</a> <a href="#">Syntax (QFX Series) on page 245</a> <a href="#">Syntax (OCX Series) on page 245</a> <a href="#">Syntax (PTX Series Packet Transport Routers) on page 245</a> <a href="#">Syntax (ACX Series Universal Access Routers) on page 245</a> <a href="#">Syntax (ACX5048 and ACX5096 Routers) on page 245</a> <a href="#">Syntax (ACX500 Routers) on page 245</a>
<b>Syntax</b>	<code>show chassis hardware</code> <code>&lt;detail   extensive&gt;</code> <code>&lt;clei-models&gt;</code> <code>&lt;models&gt;</code>
<b>Syntax (EX Series)</b>	<code>show chassis hardware</code> <code>&lt;clei-models&gt;</code> <code>&lt;detail   extensive&gt;</code> <code>&lt;models&gt;</code> <code>&lt;satellite [slot-id <i>slot-id</i>   device-alias <i>alias-name</i>]&gt;</code>
<b>Syntax (T4000 Router)</b>	<code>show chassis hardware</code> <code>&lt;clei-models&gt;</code> <code>&lt;detail   extensive&gt;</code> <code>&lt;models&gt;</code>
<b>Syntax (TX Matrix Router)</b>	<code>show chassis hardware</code> <code>&lt;clei-models&gt;</code> <code>&lt;detail   extensive&gt;</code> <code>&lt;models&gt;</code> <code>&lt;lcc <i>number</i>   scc&gt;</code>
<b>Syntax (TX Matrix Plus Router)</b>	<code>show chassis hardware</code> <code>&lt;clei-models&gt;</code> <code>&lt;detail   extensive&gt;</code> <code>&lt;models&gt;</code> <code>&lt;lcc <i>number</i>   sfc <i>number</i>&gt;</code>
<b>Syntax (MX Series Routers)</b>	<code>show chassis hardware</code> <code>&lt;detail   extensive&gt;</code> <code>&lt;clei-models&gt;</code> <code>&lt;models&gt;</code>

	<all-members> <local> <member <i>member-id</i> >
<b>Syntax (MX104, MX204, MX2010, MX2020, MX10003, and MX2008 3D Universal Edge Routers)</b>	show chassis hardware <clei-models> <detail   extensive> <models> <satellite [slot-id <i>slot-id</i>   device-alias <i>alias-name</i> ]>
<b>Syntax (QFX Series)</b>	show chassis hardware <detail   extensive> <clei-models> <interconnect-device <i>name</i> > <node-device <i>name</i> > <models>
<b>Syntax (OCX Series)</b>	show chassis hardware <detail   extensive> <clei-models> <models>
<b>Syntax (PTX Series Packet Transport Routers)</b>	show chassis hardware <detail   extensive> <clei-models> <models>
<b>Syntax (ACX Series Universal Access Routers)</b>	show chassis hardware <detail   extensive> <clei-models> <models>
<b>Syntax (ACX5048 and ACX5096 Routers)</b>	show chassis hardware <detail   extensive> <clei-models> <models>
<b>Syntax (ACX500 Routers)</b>	show chassis hardware <detail   extensive> <clei-models> <models>
<b>Release Information</b>	Command introduced before Junos OS Release 7.4. <b>models</b> option introduced in Junos OS Release 8.2. Command introduced in Junos OS Release 9.0 for EX Series switches. <b>sfc</b> option introduced in Junos OS Release 9.6 for the TX Matrix Plus router. Command introduced in Junos OS Release 11.1 for QFX Series.

Command introduced in Junos OS Release 12.1X48 for PTX Series Packet Transport Routers.

Command introduced in Junos OS Release 12.2 for ACX Series Universal Access Routers.

Command introduced in Junos OS Release 12.3 for MX2010 and MX2020 3D Universal Edge Routers.

Information for **disk** and **usb** introduced in Junos OS Release 15.1X53-D60 for QFX10002, QFX10008, and QFX10016 switches.

Command introduced in Junos OS Release 15.1X54-D20 for ACX5048 and ACX5096 Routers.

Command introduced in Junos OS Release 17.2 for MX2008 3D Universal Edge Routers.

Command introduced in Junos OS Release 17.2 for PTX10008 Routers.

Command introduced in Junos OS Release 17.3 for MX10003 3D Universal Edge Routers.

Command introduced in Junos OS Release 17.3 for MX150 Router Appliance.

Command introduced in Junos OS Release 17.4 for MX204 Routers.

**Description** Display a list of all Flexible PIC Concentrators (FPCs) and PICs installed in the router or switch chassis, including the hardware version level and serial number.

In the EX Series switch command output, FPC refers to the following:

- On EX2200 switches, EX3200 switches, EX4200 standalone switches, and EX4500 switches—Refers to the switch; FPC *number* is always 0.
- On EX4200 switches in a Virtual Chassis configuration—Refers to the member of a Virtual Chassis; FPC *number* equals the member ID, from 0 through 9.
- On EX8208 and EX8216 switches—Refers to a line card; FPC *number* equals the slot number for the line card.

On QFX3500, QFX5100, and OCX Series standalone switches, and PTX1000 routers both the FPC and FPC *number* are always 0.

On T4000 Type 5 FPCs, there are no **top temperature sensor** or **bottom temperature sensor** parameters. Instead, **fan intake temperature sensor** and **fan exhaust temperature sensors** parameters are displayed.

Starting from Junos OS Release 11.4, the output of the **show chassis hardware models** operational mode command displays the enhanced midplanes FRU model numbers (CHAS-BP3-MX240-S, CHAS-BP3-MX480-S or CHAS-BP3-MX960-S) based on the router. Prior to release 11.4, the FRU model numbers are left blank when the router has enhanced midplanes. Note that the enhanced midplanes are introduced through the Junos OS Release 13.3, but can be supported on all Junos OS releases.

Starting with Junos OS Release 14.1, the output of the **show chassis hardware detail | extensive | clei-models | models** operational mode command displays the new DC power supply module (PSM) and power distribution unit (PDU) that are added to provide power to the high-density FPC (FPC2-PTX-P1A) and other components in a PTX5000 Packet Transport Router.



**Options** **none**—Display information about hardware. For a TX Matrix router, display information about the TX Matrix router and its attached T640 routers. For a TX Matrix Plus router, display information about the TX Matrix Plus router and its attached routers.

**clei-models**—(Optional) Display Common Language Equipment Identifier (CLEI) barcode and model number for orderable field-replaceable units (FRUs).

**detail**—(Optional) Include RAM and disk information in output.

**extensive**—(Optional) Display ID EEPROM information.

**all-members**—(MX Series routers only) (Optional) Display hardware-specific information for all the members of the Virtual Chassis configuration.

**interconnect-device *name***—(QFabric systems only) (Optional) Display hardware-specific information for the Interconnect device.

**lcc *number***—(TX Matrix routers and TX Matrix Plus router only) (Optional) On a TX Matrix router, display hardware information for a specified T640 router (line-card chassis) that is connected to the TX Matrix router. On a TX Matrix Plus router, display hardware information for a specified router (line-card chassis) that is connected to the TX Matrix Plus router.

Replace *number* with the following values depending on the LCC configuration:

- 0 through 3, when T640 routers are connected to a TX Matrix router in a routing matrix.
- 0 through 3, when T1600 routers are connected to a TX Matrix Plus router in a routing matrix.
- 0 through 7, when T1600 routers are connected to a TX Matrix Plus router with 3D SIBs in a routing matrix.
- 0, 2, 4, or 6, when T4000 routers are connected to a TX Matrix Plus router with 3D SIBs in a routing matrix.

**local**—(MX Series routers only) (Optional) Display hardware-specific information for the local Virtual Chassis members.

**member *member-id***—(MX Series routers and EX Series switches) (Optional) Display hardware-specific information for the specified member of the Virtual Chassis configuration. Replace *member-id* variable with a value 0 or 1.

**models**—(Optional) Display model numbers and part numbers for orderable FRUs and, for components that use ID EEPROM format v2, the CLEI code.

**node-device *name***—(QFabric systems only) (Optional) Display hardware-specific information for the Node device.

**satellite [*slot-id slot-id* | *device-alias alias-name*]**—(Junos Fusion only) (Optional) Display hardware information for the specified satellite device in a Junos Fusion, or for all satellite devices in the Junos Fusion if no satellite devices are specified.

**scc**—(TX Matrix router only) (Optional) Display hardware information for the TX Matrix router (switch-card chassis).

**sfc *number***—(TX Matrix Plus router only) (Optional) Display hardware information for the TX Matrix Plus router (switch-fabric chassis). Replace *number* variable with 0.

**Additional Information** The **show chassis hardware detail** command now displays DIMM information for the following Routing Engines, as shown in [Table 8 on page 248](#).

**Table 8: Routing Engines Displaying DIMM Information**

Routing Engines	Routers
RE-S-1800x2 and RE-S-1800x4	MX240, MX480, and MX960 routers
RE-A-1800x2	M120 and M320 routers

In Junos OS Release 11.4 and later, the output for the **show chassis hardware models** operational mode command for MX Series routers display the enhanced midplanes FRU model numbers—CHAS-BP3-MX240-S, CHAS-BP3-MX480-S, or CHAS-BP3-MX960-S—based on the router. In releases before Junos OS Release 11.4, the FRU model numbers are left blank when the router has enhanced midplanes. Note that the enhanced midplanes are introduced through Junos OS Release 13.3, but can be supported on all Junos OS releases.

Starting with Junos OS Release 17.3R1, the output of the **show chassis hardware** command displays the mode in which vMX is running (performance mode or lite mode) in the part number field for the FPC. **RIOT-PERF** indicates performance mode and **RIOT-LITE** indicates lite mode.

**Required Privilege Level**

view

**Related Documentation**

- [show chassis power](#)

**List of Sample Output**

[show chassis hardware \(EX8216 Switch\) on page 255](#)  
[show chassis hardware clei-models \(EX8216 Switch\) on page 257](#)  
[show chassis hardware clei-models \(T1600 Router\) on page 257](#)  
[show chassis hardware clei-models \(PTX10008 Routers\) on page 258](#)  
[show chassis hardware clei-models \(PTX10016 Routers\) on page 258](#)  
[show chassis hardware \(EX2300-C Switch\) on page 259](#)  
[show chassis hardware \(EX2300 Switch\) on page 259](#)  
[show chassis hardware detail \(EX4200 Switch\) on page 260](#)  
[show chassis hardware \(EX4300 Switch\) on page 260](#)  
[show chassis hardware models \(EX4500 Switch\) on page 260](#)  
[show chassis hardware detail \(EX9200 Switch\) on page 261](#)  
[show chassis hardware detail \(PTX10008 Routers\) on page 261](#)  
[show chassis hardware detail \(PTX10016 Routers\) on page 263](#)

[show chassis hardware \(M7i Router\) on page 265](#)  
[show chassis hardware \(M10 Router\) on page 266](#)  
[show chassis hardware models \(M10 Router\) on page 266](#)  
[show chassis hardware \(M20 Router\) on page 266](#)  
[show chassis hardware models \(M20 Router\) on page 267](#)  
[show chassis hardware \(M40 Router\) on page 267](#)  
[show chassis hardware \(M40e Router\) on page 268](#)  
[show chassis hardware \(M120 Router\) on page 269](#)  
[show chassis hardware detail \(M120 Router\) on page 269](#)  
[show chassis hardware models \(M120 Router\) on page 270](#)  
[show chassis hardware \(M160 Router\) on page 271](#)  
[show chassis hardware models \(M160 Router\) on page 271](#)  
[show chassis hardware detail \(M160 Router\) on page 272](#)  
[show chassis hardware \(M320 Router\) on page 273](#)  
[show chassis hardware models \(M320 Router\) on page 274](#)  
[show chassis hardware \(MX5 Router\) on page 275](#)  
[show chassis hardware \(MX10 Router\) on page 275](#)  
[show chassis hardware \(MX40 Router\) on page 276](#)  
[show chassis hardware \(Fixed MX80 Router\) on page 277](#)  
[show chassis hardware \(Modular MX80 Router\) on page 277](#)  
[show chassis hardware \(MX150\) on page 277](#)  
[show chassis hardware models \(MX150\) on page 278](#)  
[show chassis hardware \(MX104 Router\) on page 278](#)  
[show chassis hardware detail \(MX104 Router\) on page 279](#)  
[show chassis hardware detail \(MX480 Packet Transport Router with details of virtual disk size\) on page 279](#)  
[show chassis hardware extensive \(MX104 Router\) on page 280](#)  
[show chassis hardware extensive \(PTX10008 Router\) on page 283](#)  
[show chassis hardware extensive \(PTX10016 Router\) on page 295](#)  
[show chassis hardware models \(MX104 Router\) on page 308](#)  
[show chassis hardware models \(PTX10008 Router\) on page 308](#)  
[show chassis hardware models \(PTX10016 Router\) on page 308](#)  
[show chassis hardware clei-models \(MX104 Router\) on page 309](#)  
[show chassis hardware \(MX240 Router\) on page 310](#)  
[show chassis hardware detail \(MX 240 Router with Routing Engine Displaying DIMM Information\) on page 310](#)  
[show chassis hardware \(MX240 Router with Enhanced MX SCB\) on page 311](#)  
[show chassis hardware \(MX480 Router\) on page 312](#)  
[show chassis hardware \(MX480 Router with Enhanced MX SCB\) on page 312](#)  
[show chassis hardware \(MX480 Routers with MPC5E and Built-In OTN PIC\) on page 312](#)  
[show chassis hardware detail \(MX480 Routers with MPC5E and Built-In OTN PIC\) on page 314](#)  
[show chassis hardware extensive \(MX480 Routers with MPC5E and Built-In OTN PIC\) on page 315](#)  
[show chassis hardware \(MX960 Router\) on page 318](#)  
[show chassis hardware \(MX960 Router with Bidirectional Optics\) on page 319](#)  
[show chassis hardware \(MX960 Router with Enhanced MX SCB\) on page 319](#)  
[show chassis hardware models \(MX960 Router with Enhanced MX SCB\) on page 321](#)  
[show chassis hardware \(MX960 Router with MPC5EQ\) on page 322](#)

[show chassis hardware detail \(MX960 Router\) on page 325](#)  
[show chassis hardware detail \(MX960 Router with MPC5EQ\) on page 325](#)  
[show chassis hardware extensive \(MX960 Router with MPC5EQ\) on page 328](#)  
[show chassis hardware models \(MX960 Router with MPC5EQ\) on page 337](#)  
[show chassis hardware clei-models \(MX960 Router with MPC5EQ\) on page 337](#)  
[show chassis hardware \(MX960 Router with MPC3E and 100-Gigabit DWDM OTN MIC\) on page 338](#)  
[show chassis hardware clei-models \(MX960 Router with MPC3E and 100-Gigabit DWDM OTN MIC\) on page 339](#)  
[show chassis hardware \(PTX3000 Router with 5-port 100-Gigabit DWDM OTN PIC\) on page 339](#)  
[show chassis hardware clei-models \(PTX3000 Router with 5-port 100-Gigabit DWDM OTN PIC\) on page 340](#)  
[show chassis hardware \(MX2010 Router\) on page 341](#)  
[show chassis hardware detail \(MX2010 Router\) on page 343](#)  
[show chassis hardware extensive \(MX2010 Router\) on page 348](#)  
[show chassis hardware models \(MX2010 Router\) on page 353](#)  
[show chassis hardware clei-models \(MX2010 Routers\) on page 354](#)  
[show chassis hardware \(MX2010 Routers with MPC6E and OTN MIC\) on page 354](#)  
[show chassis hardware detail \(MX2010 Routers with MPC6E and OTN MIC\) on page 356](#)  
[show chassis hardware extensive \(MX2010 Routers with MPC6E and OTN MIC\) on page 358](#)  
[show chassis hardware \(MX2020 Router\) on page 363](#)  
[show chassis hardware detail \(MX2020 Router\) on page 372](#)  
[show chassis hardware models \(MX2020 Router\) on page 380](#)  
[show chassis hardware clei-models \(MX2020 Router\) on page 382](#)  
[show chassis hardware \(MX2020 Router with MPC5EQ and MPC6E\) on page 383](#)  
[show chassis hardware detail \(MX2020 Router with MPC5EQ and MPC6E\) on page 388](#)  
[show chassis hardware extensive \(MX2020 Router with MPC5EQ and MPC6E\) on page 389](#)  
[show chassis hardware models \(MX2020 Routers with MPC5EQ and MPC6E\) on page 395](#)  
[show chassis hardware clei-models \(MX2020 Router with MPC5EQ and MPC6E\) on page 396](#)  
[show chassis hardware \(MX Series routers with ATM MIC\) on page 397](#)  
[show chassis hardware \(MX240, MX480, MX960 routers with Application Services Modular Line Card\) on page 398](#)  
[show chassis hardware extensive \(MX240, MX480, MX960 Routers with Application Services Modular Line Card\) on page 398](#)  
[show chassis hardware \(MX480 Router with MPC4E\) on page 399](#)  
[show chassis hardware \(MX2020 Router with MPC4E\) on page 400](#)  
[show chassis hardware \(MX5, MX10, MX40, MX80, MX240, MX480, and MX960 Routers with Enhanced 20-Port Gigabit Ethernet MIC\) on page 402](#)  
[show chassis hardware models \(MX5, MX10, MX40, MX80, MX240, MX480, and MX960 Routers with Enhanced 20-Port Gigabit Ethernet MIC\) on page 402](#)  
[show chassis hardware \(MX2008 Router\) on page 403](#)  
[show chassis hardware detail \(MX2008 Router\) on page 403](#)  
[show chassis hardware extensive \(MX2008 Router\) on page 405](#)  
[show chassis hardware models \(MX2008 Router\) on page 417](#)

[show chassis hardware clei-models \(MX2008 Router\) on page 418](#)  
[show chassis hardware \(MX10003 Router\) on page 418](#)  
[show chassis hardware \(MX204 Router\) on page 419](#)  
[show chassis hardware \(vMX running in lite mode\) on page 419](#)  
[show chassis hardware \(vMX running in performance mode\) on page 419](#)  
[show chassis hardware \(T320 Router\) on page 420](#)  
[show chassis hardware \(T640 Router\) on page 421](#)  
[show chassis hardware models \(T640 Router\) on page 421](#)  
[show chassis hardware extensive \(T640 Router\) on page 422](#)  
[show chassis hardware \(T4000 Router\) on page 423](#)  
[show chassis hardware \(T4000 Router with 16-GB Line Card Chassis \(LCC\) Routing Engine\) on page 425](#)  
[show chassis hardware \(T4000 Router with LSR FPC\) on page 425](#)  
[show chassis hardware clei-models \(T4000 Router\) on page 425](#)  
[show chassis hardware detail \(T4000 Router\) on page 426](#)  
[show chassis hardware models \(T4000 Router\) on page 428](#)  
[show chassis hardware lcc \(TX Matrix Router\) on page 428](#)  
[show chassis hardware scc \(TX Matrix Router\) on page 429](#)  
[show chassis hardware \(T1600 Router\) on page 429](#)  
[show chassis hardware \(TX Matrix Plus Router\) on page 432](#)  
[show chassis hardware sfc \(TX Matrix Plus Router\) on page 437](#)  
[show chassis hardware extensive \(TX Matrix Plus Router\) on page 438](#)  
[show chassis hardware clei-models \(TX Matrix Plus Router\) on page 439](#)  
[show chassis hardware detail \(TX Matrix Plus Router\) on page 442](#)  
[show chassis hardware models \(TX Matrix Plus Router\) on page 443](#)  
[show chassis hardware \(TX Matrix Plus Router with 3D SIBs\) on page 446](#)  
[show chassis hardware clei-models \(TX Matrix Plus Router with 3D SIBs\) on page 449](#)  
[show chassis hardware detail \(TX Matrix Plus Router with 3D SIBs\) on page 453](#)  
[show chassis hardware lcc \(TX Matrix Plus Router with 3D SIBs\) on page 457](#)  
[show chassis hardware sfc \(TX Matrix Plus Router with 3D SIBs\) on page 458](#)  
[show chassis hardware \(16-Port 10-Gigabit Ethernet MPC with SFP+ Optics \[MX Series Routers\]\) on page 459](#)  
[show chassis hardware \(MPC3E \[MX Series Routers\]\) on page 460](#)  
[show chassis hardware \(QFX3500 Switches\) on page 461](#)  
[show chassis hardware detail \(QFX3500 Switches\) on page 461](#)  
[show chassis hardware models \(QFX3500 Switches\) on page 462](#)  
[show chassis hardware clei-models \(QFX3500 Switches\) on page 463](#)  
[show chassis hardware clei-models \(QFX5100 Switches\) on page 463](#)  
[show chassis hardware \(QFX10002 Switches\) on page 463](#)  
[show chassis hardware detail \(QFX10002 Switches\) on page 464](#)  
[show chassis hardware \(QFX10008 and QFX10016 Switches\) on page 464](#)  
[show chassis hardware detail \(QFX10008 and QFX10016 Switches\) on page 465](#)  
[show chassis hardware interconnect-device \(QFabric Systems\) on page 465](#)  
[show chassis hardware node-device \(QFabric Systems\) on page 466](#)  
[show chassis hardware \(PTX5000 Packet Transport Router\) on page 466](#)  
[show chassis hardware \(PTX5000 Packet Transport Router with AC PSM and PDU\) on page 467](#)  
[show chassis hardware \(PTX5000 Packet Transport Router with FPC2-PTX-P1A\) on page 468](#)

[show chassis hardware clei-models \(PTX5000 Packet Transport Router\) on page 468](#)  
[show chassis hardware clei-models \(PTX5000 Packet Transport Router with AC PSM and PDU\) on page 469](#)  
[show chassis hardware clei-models \(PTX5000 Packet Transport Router with FPC2-PTX-P1A\) on page 469](#)  
[show chassis hardware detail \(PTX5000 Packet Transport Router\) on page 469](#)  
[show chassis hardware detail \(PTX5000 Packet Transport Router with AC PSM and PDU\) on page 471](#)  
[show chassis hardware detail \(PTX5000 Packet Transport Router with FPC2-PTX-P1A\) on page 471](#)  
[show chassis hardware models \(PTX5000 Packet Transport Router\) on page 472](#)  
[show chassis hardware models \(PTX5000 Packet Transport Router with AC PSM and PDU\) on page 472](#)  
[show chassis hardware models \(PTX5000 Packet Transport Router with FPC2-PTX-P1A\) on page 473](#)  
[show chassis hardware extensive \(PTX5000 Packet Transport Router\) on page 473](#)  
[show chassis hardware extensive \(PTX1000 Packet Transport Router\) on page 474](#)  
[show chassis hardware extensive \(PTX5000 with Control Board 2\) on page 474](#)  
[show chassis hardware \(MX Routers with Media Services Blade \[MSB\]\) on page 475](#)  
[show chassis hardware extensive \(MX Routers with Media Services Blade \[MSB\]\) on page 475](#)  
[show chassis hardware \(ACX5048 Router\) on page 476](#)  
[show chassis hardware detail \(ACX5048 Router\) on page 477](#)  
[show chassis hardware clei-models \(ACX5048 Router\) on page 477](#)  
[show chassis hardware models \(ACX5048 Router\) on page 477](#)  
[show chassis hardware \(ACX5096 Router\) on page 478](#)  
[show chassis hardware detail \(ACX5096 Router\) on page 478](#)  
[show chassis hardware clei-models \(ACX5096 Router\) on page 479](#)  
[show chassis hardware models \(ACX5096 Router\) on page 479](#)  
[show chassis hardware \(ACX500 Router\) on page 479](#)  
[show chassis hardware detail \(ACX500 Router\) on page 480](#)  
[show chassis hardware extensive \(ACX500 Router\) on page 480](#)  
[show chassis hardware clei-models \(ACX500 Router\) on page 482](#)  
[show chassis hardware models \(ACX500 Router\) on page 482](#)

**Output Fields** [Table 9 on page 253](#) lists the output fields for the **show chassis hardware** command. Output fields are listed in the approximate order in which they appear.

Table 9: show chassis hardware Output Fields

Field Name	Field Description	Level of Output
<b>Item</b>	<p>Chassis component:</p> <ul style="list-style-type: none"> <li>(EX Series switches)—Information about the chassis, Routing Engine (SRE and Routing Engine modules in EX8200 switches), power supplies, fan trays, and LCD panel. Also displays information about Flexible PIC Concentrators (FPCs) and associated Physical Interface Cards (PICs). Information about the backplane, midplane, and SIBs (SF modules) is displayed for EX8200 switches.</li> <li>(MX Series routers and EX Series switches)—Information about the backplane, Routing Engine, Power Entry Modules (PEMs), and fan trays. Also displays information about Flexible PIC Concentrators (FPCs) and associated Physical Interface Cards (PICs), Modular Port Concentrators (MPCs) and associated Modular Interface Cards (MICs), or Dense Port Concentrators (DPCs). MX80 routers have a single Routing Engine and a built-in Packet Forwarding Engine that attaches directly to MICs. The Packet Forwarding Engine has two “pseudo” FPCs (FPC 0 and FPC1). MX80 routers also have a Forwarding Engine Board (FEB). MX104 routers have a built-in Packet forwarding Engine and a Forwarding Engine Board (FEB). The Packet Forwarding Engine of the MX104 router has three “pseudo” FPCs (FPC0, FPC1, and FPC2).</li> <li>(M Series routers, except for the M320 router)—Information about the backplane; power supplies; fan trays; Routing Engine; maxicab (the connection between the Routing Engine and the backplane, for the M40 router only); SCB, SSB, SFM, or FEB; MCS and PCG (for the M160 router only); each FPC and PIC; and each fan, blower, and impeller.</li> <li>(M120, M320, and T Series routers)—Information about the backplane, power supplies, fan trays, midplane, FPM (craft interface), CIP, PEM, SCG, CB, FPC, PIC, SFP, SPMB, and SIB.</li> <li>(QFX Series)—Information about the chassis, Pseudo CB, Routing Engine, power supplies, fan trays, Interconnect devices, and Node devices. Also displays information about Flexible PIC Concentrators (FPCs) and associated Physical Interface Cards (PICs).</li> <li>(PTX Series)—Information about the chassis, midplane, craft interface (FPM), power distribution units (PDUs) and Power Supply Modules (PSMs), Centralized Clock Generators (CCGs), Routing Engines, Control Boards (CBs) and Switch Processor Mezzanine Boards (SPMBs), Flexible PIC Concentrators (FPCs), PICs, Switch Interface Boards (SIBs), and fan trays (vertical and horizontal).</li> <li>(MX2010, MX2020, and MX2008 routers)—Information about the chassis, midplane, craft interface (FPM), power midplane (PMP), Power Supply Modules (PSMs), Power Distribution Modules (PDMs), Routing Engines, Control Boards (CBs) and Switch Processor Mezzanine Boards (SPMBs), Switch Fabric Boards (SFBs), Flexible PIC Concentrators (FPCs), PICs, adapter cards (ADCs) and fan trays.</li> <li>(vMX routers)—Information about the chassis, midplane, Routing Engines, and Control Boards (CBs). Also displays information about Flexible PIC Concentrators (FPCs) and associated Modular Interface Cards (MICs) and Physical Interface Cards (PICs).</li> </ul>	All levels
<b>Version</b>	Revision level of the chassis component.	All levels
<b>Part number</b>	Part number of the chassis component.	All levels

Table 9: show chassis hardware Output Fields (*continued*)

Field Name	Field Description	Level of Output
<b>Serial number</b>	Serial number of the chassis component. The serial number of the backplane is also the serial number of the router chassis. Use this serial number when you need to contact Juniper Networks Customer Support about the router or switch chassis.	All levels
<b>Assb ID or Assembly ID</b>	( <b>extensive</b> keyword only) Identification number that describes the FRU hardware.	<b>extensive</b>
<b>Assembly Version</b>	( <b>extensive</b> keyword only) Version number of the FRU hardware.	<b>extensive</b>
<b>Assembly Flags</b>	( <b>extensive</b> keyword only) Flags.	<b>extensive</b>
<b>FRU model number</b>	( <b>clei-models</b> , <b>extensive</b> , and <b>models</b> keyword only) Model number of the FRU hardware component.	none specified
<b>CLEI code</b>	( <b>clei-models</b> and <b>extensive</b> keyword only) Common Language Equipment Identifier code. This value is displayed only for hardware components that use ID EEPROM format v2. This value is not displayed for components that use ID EEPROM format v1.	none specified
<b>EEPROM Version</b>	ID EEPROM version used by the hardware component: <b>0x00</b> (version 0), <b>0x01</b> (version 1), or <b>0x02</b> (version 2).	<b>extensive</b>
<b>Description</b>	<p>Brief description of the hardware item:</p> <ul style="list-style-type: none"> <li>• Type of power supply.</li> <li>• Type of PIC. If the PIC type is not supported on the current software release, the output states <b>Hardware Not Supported</b>.</li> <li>• Type of FPC: <b>FPC Type 1</b>, <b>FPC Type 2</b>, <b>FPC Type 3</b>, <b>FPC Type 4</b>, or <b>FPC TypeOC192</b>.</li> </ul> <p>On EX Series switches, a brief description of the FPC.</p> <p>The following list shows the PIM abbreviation in the output and the corresponding PIM name.</p> <ul style="list-style-type: none"> <li>• <b>2x FE</b>—Either two built-in Fast Ethernet interfaces (fixed PIM) or dual-port Fast Ethernet PIM</li> <li>• <b>4x FE</b>—4-port Fast Ethernet ePIM</li> <li>• <b>1x GE Copper</b>—Copper Gigabit Ethernet ePIM (one 10-Mbps, 100-Mbps, or 1000-Mbps port)</li> <li>• <b>1x GE SFP</b>—SFP Gigabit Ethernet ePIM (one fiber port)</li> <li>• <b>2x Serial</b>—Dual-port serial PIM</li> <li>• <b>2x T1</b>—Dual-port T1 PIM</li> <li>• <b>2x E1</b>—Dual-port E1 PIM</li> <li>• <b>2x CT1E1</b>—Dual-port channelized T1/E1 PIM</li> <li>• <b>1x T3</b>—T3 PIM (one port)</li> <li>• <b>1x E3</b>—E3 PIM (one port)</li> <li>• <b>4x BRI S/T</b>—4-port ISDN BRI S/T PIM</li> <li>• <b>4x BRI U</b>—4-port ISDN BRI U PIM</li> <li>• <b>1x ADSL Annex A</b>—ADSL 2/2+ Annex A PIM (one port, for POTS)</li> </ul>	All levels



Table 9: show chassis hardware Output Fields (*continued*)

Field Name	Field Description	Level of Output
	<ul style="list-style-type: none"> <li>• <b>1x ADSL Annex B</b>—ADSL 2/2+ Annex B PIM (one port, for ISDN)</li> <li>• <b>2x SHDSL (ATM)</b>—G SHDSL PIM (2-port two-wire module or 1-port four-wire module)</li> <li>• <b>1x TGM550</b>—TGM550 Telephony Gateway Module (Avaya VoIP gateway module with one console port, two analog <b>LINE</b> ports, and two analog <b>TRUNK</b> ports)</li> <li>• <b>1x DS1 TIM510</b>—TIM510 E1/T1 Telephony Interface Module (Avaya VoIP media module with one E1 or T1 trunk termination port and ISDN PRI backup)</li> <li>• <b>4x FXS, 4x FXO, TIM514</b>—TIM514 Analog Telephony Interface Module (Avaya VoIP media module with four analog <b>LINE</b> ports and four analog <b>TRUNK</b> ports)</li> <li>• <b>4x BRI TIM521</b>—TIM521 BRI Telephony Interface Module (Avaya VoIP media module with four ISDN BRI ports)</li> <li>• <b>Crypto Accelerator Module</b>—For enhanced performance of cryptographic algorithms used in IP Security (IPsec) services</li> <li>• <b>MPC M16x10GE</b>—16-port 10-Gigabit Module Port Concentrator that supports SFP+ optical transceivers. (Not on EX Series switches.)</li> <li>• For hosts, the Routing Engine type.</li> <li>• For small form-factor pluggable transceiver (SFP) modules, the type of fiber: <b>LX</b>, <b>SX</b>, <b>LH</b>, or <b>T</b>.</li> <li>• LCD description for EX Series switches (except EX2200 switches).</li> <li>• <b>MPC2</b>—1-port MPC2 that supports two separate slots for MICs.</li> <li>• <b>MPC3E</b>—1-port MPC3E that supports two separate slots for MICs (MIC-3D-1X100GE-CFP and MIC-3D-20GE-SFP) on MX960, MX480, and MX240 routers. The MPC3E maps one MIC to one PIC (1 MIC, 1 PIC), which differs from the mapping of legacy MPCs.</li> <li>• 100GBASE-LR4, pluggable CFP optics</li> <li>• Supports the Enhanced MX Switch Control Board with fabric redundancy and existing SCBs without fabric redundancy.</li> <li>• Interoperates with existing MX Series line cards, including Flexible Port Concentrators (FPC), Dense Port Concentrators (DPCs), and Modular Port Concentrators (MPCs).</li> <li>• <b>MPC4E</b>—Fixed configuration MPC4E that is available in two flavors: MPC4E-3D-32XGE-SFP and MPC4E-3D-2CGE-8XGE on MX2020, MX960, MX480, and MX240 routers.</li> <li>• LCD description for MX Series routers</li> </ul>	

## Sample Output

### show chassis hardware (EX8216 Switch)

```

user@host> show chassis hardware
Hardware inventory:
Item          Version  Part number  Serial number  Description
Chassis       REV 06   710-016845   BA0909120112   EX8216
Midplane      REV 06   710-020771   AX0109197723   EX8216-MP
CB 0          REV 22   710-020771   AX0109197723   EX8216-RE320
CB 1          REV 22   710-020771   AX0109197726   EX8216-RE320
Routing Engine 1  BUILTIN BUILTIN      RE-EX8216

```

FPC 3	REV 19	710-020683	BC0109083125	EX8200-48F
CPU	REV 13	710-020598	BF0109144549	EX8200-CPU
FPC 4	REV 17	710-020683	BC0108500127	EX8200-48F
CPU	REV 10	710-020598	BF0108460510	EX8200-CPU
PIC 0		BUILTIN	BUILTIN	48x 100 Base-QFX/1000
Base-X				
Xcvr 1	REV 01	740-011613	PE70V89	SFP-SX
Xcvr 11	REV 01	740-011613	PE70YCE	SFP-SX
Xcvr 12	REV 01	740-011613	PE70VSH	SFP-SX
Xcvr 13	REV 01	740-011613	E08C02063	SFP-SX
Xcvr 14	REV 01	740-011613	PE70VKU	SFP-SX
Xcvr 15	REV 01	740-011613	E08E03372	SFP-SX
Xcvr 21	REV 01	740-011613	PE70VAD	SFP-SX
Xcvr 22	REV 01	740-011613	E08E01228	SFP-SX
Xcvr 23	REV 01	740-011613	PE70VSL	SFP-SX
Xcvr 24	REV 01	740-011613	E08E03409	SFP-SX
Xcvr 25	REV 01	740-011613	PE70VL4	SFP-SX
Xcvr 26	REV 01	740-011613	PDQ4L2Z	SFP-SX
Xcvr 27	REV 01	740-011613	PE70WFK	SFP-SX
Xcvr 28	REV 01	740-011782	PBD2B5U	SFP-SX
Xcvr 29	REV 01	740-011613	PE70UQX	SFP-SX
Xcvr 30	REV 01	740-011613	PE70VL5	SFP-SX
Xcvr 31	REV 01	740-011613	PE70V0F	SFP-SX
Xcvr 32	REV 01	740-011613	E08C02052	SFP-SX
Xcvr 33	REV 01	740-011613	E08C02197	SFP-SX
Xcvr 34	REV 01	740-011613	PE70V0L	SFP-SX
Xcvr 35	REV 01	740-011613	E08E03390	SFP-SX
Xcvr 36	REV 01	740-011613	PDQ4VL9	SFP-SX
Xcvr 37	REV 01	740-011613	E08E03370	SFP-SX
Xcvr 38	REV 01	740-011613	E08E03362	SFP-SX
Xcvr 39	REV 01	740-011613	E08C02065	SFP-SX
Xcvr 40	REV 01	740-011613	E08E03405	SFP-SX
Xcvr 41	REV 01	740-011613	E08E03411	SFP-SX
Xcvr 43	REV 01	740-011613	E08C02171	SFP-SX
Xcvr 45	REV 01	740-011613	E08E03410	SFP-SX
FPC 13	REV 16	710-016837	BB0109051344	EX8200-8XS
CPU				
SIB 0	REV 10	710-021613	AY0109166244	EX8216-SF320
SIB 1	REV 10	710-021613	AY0109166357	EX8216-SF320
SIB 2	REV 10	710-021613	AY0109166362	EX8216-SF320
SIB 3	REV 10	710-021613	AY0109166338	EX8216-SF320
SIB 4	REV 10	710-021613	AY0109166350	EX8216-SF320
SIB 5	REV 10	710-021613	AY0109166365	EX8216-SF320
SIB 6	REV 10	710-021613	AY0109166361	EX8216-SF320
SIB 7	REV 10	710-021613	AY0109166399	EX8216-SF320
PSU 0	REV 17	740-021466	BG0709170003	EX8200-AC2K
PSU 1	REV 17	740-021466	BG0709170004	EX8200-AC2K
PSU 2	REV 17	740-021466	BG0709170020	EX8200-AC2K
PSU 3	REV 17	740-021466	BG0709170017	EX8200-AC2K
PSU 4	REV 17	740-021466	BG0709170008	EX8200-AC2K
PSU 5	REV 17	740-021466	BG0709170018	EX8200-AC2K
Top Fan Tray				
FTC 0	REV 4	760-022620	CX1209140212	EX8216-FT
FTC 1	REV 4	760-022620	CX1209140212	EX8216-FT
Bottom Fan Tray				
FTC 0	REV 4	760-022620	CX1209140211	EX8216-FT
FTC 1	REV 4	760-022620	CX1209140211	EX8216-FT
LCD 0	REV 04	710-025742	CE0109186919	EX8200 LCD

**show chassis hardware clei-models (EX8216 Switch)**

```

user@host> show chassis hardware clei-models
Hardware inventory:
Item          Version  Part number  CLEI code  FRU model number
Midplane      REV 08    710-016845
PSU 0         REV 05    740-023002  COUPAEAEAA EX8200-PWR-AC3KR
PSU 1         REV 05    740-023002  COUPAEAEAA EX8200-PWR-AC3KR
PSU 2         REV 05    740-023002  COUPAEAEAA EX8200-PWR-AC3KR
PSU 3         REV 05    740-023002  COUPAEAEAA EX8200-PWR-AC3KR
PSU 4         REV 05    740-023002  COUPAEAEAA EX8200-PWR-AC3KR
PSU 5         REV 05    740-023002  COUPAEAEAA EX8200-PWR-AC3KR
Top Fan Tray
Bottom Fan Tray

```

**show chassis hardware clei-models (T1600 Router)**

```

user@host> show chassis hardware clei-models
Hardware inventory:
Item          Version  Part number  CLEI code  FRU model number
Midplane      REV 03    710-005608
FPM Display   REV 05    710-002897
CIP           REV 06    710-002895
PEM 0         Rev 07    740-017906  IPUPAC7KTA PWR-T1600-3-80-DC-S
PEM 1         Rev 18    740-002595  PWR-T-DC-S
SCG 0         REV 15    710-003423  SCG-T-S
Routing Engine 0 REV 08    740-014082  RE-A-2000-4096-S
Routing Engine 1 REV 07    740-014082  RE-A-2000-4096-S
CB 0          REV 05    710-007655  CB-T-S
CB 1          REV 03    710-017707  CB-T-S
FPC 0         REV 07    710-013558  T640-FPC2-E2
  PIC 0       REV 01    750-010618  PB-4GE-SFP
  PIC 1       REV 06    750-001900  PB-10C48-SON-SMSR
  PIC 2       REV 14    750-001901  PB-40C12-SON-SMIR
  PIC 3       REV 07    750-001900  PB-10C48-SON-SMSR
FPC 1         REV 06    710-013553  T640-FPC1-E2
  PIC 0       REV 08    750-001072  P-1GE-SX
  PIC 1       REV 10    750-012266  PB-4GE-TYPE1-SFP-IQ2
  PIC 2       REV 22    750-005634  PB-1CHOC12SMIR-QPP
FPC 2
  PIC 0       REV 16    750-007141  PC-10GE-SFP
  PIC 1       REV 06    750-015217  PC-8GE-TYPE3-SFP-IQ2
  PIC 2       REV 05    750-004695  PC-TUNNEL
  PIC 3       REV 17    750-009553  PC-40C48-SON-SFP
FPC 3         REV 01    710-010154  T640-FPC3-E
  PIC 0       REV 07    750-012793  PC-1XGE-TYPE3-XFP-IQ2
  PIC 1       REV 25    750-007141  PC-10GE-SFP
  PIC 2       REV 17    750-009553  PC-40C48-SON-SFP
  PIC 3       REV 32    750-003700  PC-10C192-SON-VSR
FPC 4         REV 16    710-013037  T1600-FPC4-ES
  PIC 1       REV 06    750-034781  PD-1CE-CFP
FPC 5         REV 02    710-013037  T1600-FPC4-ES
  PIC 0       REV 16    750-012518  PD-40C192-SON-XFP
  PIC 1       REV 01    750-010850  PD-10C768-SON-SR
FPC 6         REV 14    710-013037  T1600-FPC4-ES
  PIC 0       REV 11    750-017405  PD-4XGE-XFP
  PIC 1       REV 13    750-017405  PD-4XGE-XFP
FPC 7         REV 09    710-007529  T640-FPC3
  PIC 0       REV 10    750-012793  PC-1XGE-TYPE3-XFP-IQ2
  PIC 1       REV 01    750-015217  PC-8GE-TYPE3-SFP-IQ2

```

PIC 2	REV 01	750-015217	PC-8GE-TYPE3-SFP-IQ2
PIC 3	REV 15	750-009450	PC-10C192-SON-SR2
SIB 0	REV 07	710-013074	SIB-I-T1600-S
SIB 1	REV 07	710-013074	SIB-I-T1600-S
SIB 2	REV 07	710-013074	SIB-I-T1600-S
SIB 3	REV 07	710-013074	SIB-I-T1600-S
SIB 4	REV 07	710-013074	SIB-I-T1600-S
Fan Tray 0			FANTRAY-T-S
Fan Tray 1			FANTRAY-T-S
Fan Tray 2			FAN-REAR-TX-T640-S

### show chassis hardware clei-models (PTX10008 Routers)

```
user@host> show chassis hardware clei-models
```

Hardware inventory:

Item	Version	Part number	CLEI code	FRU model number
Midplane	REV 27	750-054097	CMMUM00ARA	QFX10008-CHAS
CB 0	REV 02	750-068820	CMUCAH3CTB	QFX10000-RE
CB 1	REV 02	750-068820	CMUCAH3CTB	QFX10000-RE
FPC 0	REV 36	750-051354	CMUIAM9BAA	QFX10000-36Q
PIC 0		BUILTIN		
FPC 1	REV 33	750-051354	CMUIAM9BAA	QFX10000-36Q
PIC 0		BUILTIN		
FPC 2	REV 32	750-051357	CMUIANABAA	QFX10000-30C
PIC 0		BUILTIN		
FPC 3	REV 35	750-051357	CMUIANABAA	QFX10000-30C
PIC 0		BUILTIN		
FPC 5	REV 08	750-068822	CMUIAM9BAB	QFX10000-36Q
PIC 0		BUILTIN		
FPC 6	REV 08	750-068822	CMUIAM9BAB	QFX10000-36Q
PIC 0		BUILTIN		
FPD Board	REV 07	711-054687		
Power Supply 0	REV 02	740-049388	CMUPADNBAA	QFX10000-PWR-AC
Power Supply 1	REV 02	740-049388	CMUPADNBAA	QFX10000-PWR-AC
Power Supply 2	REV 02	740-049388	CMUPADNBAA	QFX10000-PWR-AC
Power Supply 3	REV 02	740-049388	CMUPADNBAA	QFX10000-PWR-AC
Power Supply 4	REV 02	740-049388	CMUPADNBAA	QFX10000-PWR-AC
Power Supply 5	REV 02	740-049388	CMUPADNBAA	QFX10000-PWR-AC
FTC 0	REV 14	750-050108	CMUCAHZCAA	QFX10008-FAN-CTRL
FTC 1	REV 14	750-050108	CMUCAHZCAA	QFX10008-FAN-CTRL
Fan Tray 0	REV 09	760-054372	CMUCAHYCAA	QFX10008-FAN
Fan Tray 1	REV 09	760-054372	CMUCAHYCAA	QFX10008-FAN
SIB 0	REV 24	750-050058	CMUCAH0CAA	QFX10008-SF
SIB 1	REV 24	750-050058	CMUCAH0CAA	QFX10008-SF
SIB 2	REV 24	750-050058	CMUCAH0CAA	QFX10008-SF
SIB 3	REV 24	750-050058	CMUCAH0CAA	QFX10008-SF
SIB 4	REV 24	750-050058	CMUCAH0CAA	QFX10008-SF
SIB 5	REV 23	750-050058	CMUCAH0CAA	QFX10008-SF

### show chassis hardware clei-models (PTX10016 Routers)

```
user@host> show chassis hardware clei-models
```

Hardware inventory:

Item	Version	Part number	CLEI code	FRU model number
Midplane	REV 24	750-077138	CMMUN00ARA	JNP10016
CB 0	REV 04	711-065897	PROTOXCLEI	PROTO-ASSEMBLY
CB 1	REV 05	711-065897	PROTOXCLEI	PROTO-ASSEMBLY
FPC 2		BUILTIN		
PIC 0		BUILTIN		
FPC 4	REV 35	750-071976	CMUIANABAA	JNP10K-LC1101

show chassis hardware (EX2300-C Switch)

show chassis hardware (EX2300 Switch)

259

Chassis			JY0215410033	EX2300-24P
Pseudo CB 0				
Routing Engine 0		BUILTIN	BUILTIN	RE-EX2300-24P
FPC 0	REV 05	650-059968	JY0215410033	EX2300-24P
CPU		BUILTIN	BUILTIN	FPC CPU
PIC 0	REV 05	BUILTIN	BUILTIN	24x10/100/1000 Base-T
PIC 1	REV 05	650-059968	JY0215410033	4x10G SFP/SFP+
Xcvr 0	REV 01	740-030658	AD1125A03ES	SFP+-10G-USR
Xcvr 1	REV 01	740-021308	AJP0TDZ	SFP+-10G-SR
Xcvr 3	REV 01	740-021309	A9401FL	SFP+-10G-LR
Power Supply 0				JPSU-450W-AC-AFO
Fan Tray 0				Fan Module, Airflow Out
(AFO)				
Fan Tray 1				Fan Module, Airflow Out
(AFO)				

#### show chassis hardware detail (EX4200 Switch)

```
user@host> show chassis hardware detail
```

Hardware inventory:

Item	Version	Part number	Serial number	Description
Chassis			BM0208327733	EX4200-24T
Routing Engine 0	REV 11	750-021256	BM0208327733	EX4200-24T, 8 POE
Routing Engine 0			BM0208327733	EX4200-24T, 8 POE
FPC 0	REV 11	750-021256	BM0208327733	EX4200-24T, 8 POE
CPU		BUILTIN	BUILTIN	FPC CPU
PIC 0		BUILTIN	BUILTIN	24x 10/100/1000 Base-T
PIC 1	REV 03B	711-021270	AR0208162285	4x GE SFP
BRD	REV 08	711-021264	AK0208328289	EX4200-24T, 8 POE
Power Supply 0	REV 03	740-020957	AT0508346354	PS 320W AC
Fan Tray				Fan Tray

#### show chassis hardware (EX4300 Switch)

```
user@host> show chassis hardware
```

Hardware inventory:

Item	Version	Part number	Serial number	Description
Chassis			PD3713160055	EX4300-48P
Routing Engine 0	REV 04	650-044930	PD3713160055	EX4300-48P
FPC 0	REV 04	650-044930	PD3713160055	EX4300-48P
CPU		BUILTIN	BUILTIN	FPC CPU
PIC 0	REV 04	BUILTIN	BUILTIN	48x 10/100/1000 Base-T
PIC 1	REV 04	BUILTIN	BUILTIN	4x 40GE
Power Supply 0	REV 01	740-046871	1EDA3090026	JPSU-1100-AC-AFO-A
Fan Tray 0				Fan Module, Airflow Out
(AFO)				
Fan Tray 1				Fan Module, Airflow Out
(AFO)				

#### show chassis hardware models (EX4500 Switch)

```
user@host> show chassis hardware models
```

Hardware inventory:

Item	Version	Part number	Serial number	FRU model number
Routing Engine 0	REV 01	750-035700	GG0210271867	EX4500-40F-FB-C
FPC 0	REV 01	750-035700	GG0210271867	EX4500-40F-FB-C
PIC 0		BUILTIN	BUILTIN	EX4500-40F-FB-C
Power Supply 1	REV 01	740-029654	H884FS00JC09	EX4500-PWR1-AC-FB

## show chassis hardware detail (EX9200 Switch)

```
user@switch> show chassis hardware
```

```
Hardware inventory:
```

Item	Version	Part number	Serial number	Description
Chassis			JN111DA44RFB	EX9208
Midplane	REV 05	710-017414	TS2912	EX9208-BP
FPM Board	REV 02	710-017254	XN1804	Front Panel Display
PEM 0	Rev 01	740-022697	QCS0906C033	PS 1.2-1.7kW; 100-240V
AC in				
PEM 1	Rev 01	740-022697	QCS0906C095	PS 1.2-1.7kW; 100-240V
AC in				
Routing Engine 0	REV 08	740-031116	9009122883	RE-S-EX9200-1800X4
CB 0	REV 16	750-031391	CAAW4391	EX9200-SCBEF
PC 0	REV 07	750-049612	CABJ9312	EX9200 40x1G Copper
CPU	REV 04	711-038484	CABH8268	MPCE PMB 2G
MIC 0	REV 02	750-049607	CABT9623	40x 1GE RJ45
PIC 0		BUILTIN	BUILTIN	10x 1GE RJ45
PIC 1		BUILTIN	BUILTIN	10x 1GE RJ45
PIC 2		BUILTIN	BUILTIN	10x 1GE RJ45
PIC 3		BUILTIN	BUILTIN	10x 1GE RJ45
FPC 1	REV 10	710-013699	CAAN3529	EX9200-40x1G-SFP
CPU	REV 04	711-038484	CAAL7608	MPCE PMB 2G
MIC 0	REV 26	750-028392	CAAS5151	20x 1GE SFP
PIC 0		BUILTIN	BUILTIN	10x 1GE SFP
PIC 1		BUILTIN	BUILTIN	10x 1GE SFP
MIC 1	REV 26	750-028392	CAAC8006	20x 1GE SFP
PIC 2		BUILTIN	BUILTIN	10x 1GE SFP
Xcvr 8	REV 01	740-011613	E08L03674	SFP-SX
Xcvr 9	REV 01	740-011613	E08M00243	SFP-SX
PIC 3		BUILTIN	BUILTIN	10x 1GE SFP
FPC 3	REV 10	710-013699	CAAR5261	EX9200-40x1G-SFP
CPU	REV 04	711-038484	CAAS2118	MPCE PMB 2G
MIC 0	REV 26	750-028392	CAAS5067	20x 1GE SFP
PIC 0		BUILTIN	BUILTIN	10x 1GE SFP
Xcvr 2	REV 01	740-031851	PNA7L8U	SFP-SX
Xcvr 3	REV 02	740-011613	AM0943SEKGZ	SFP-SX
Xcvr 4	REV 02	740-011613	AM0943SEJZ9	SFP-SX
PIC 1		BUILTIN	BUILTIN	10x 1GE SFP
MIC 1	REV 26	750-028392	CAAS5132	20x 1GE SFP
PIC 2		BUILTIN	BUILTIN	10x 1GE SFP
Xcvr 4	REV 01	740-011613	E08D02625	SFP-SX
Xcvr 9	REV 02	740-011613	PJH4RD9	SFP-SX
PIC 3		BUILTIN	BUILTIN	10x 1GE SFP
Xcvr 0	REV 01	740-011613	AM0813S8YME	SFP-SX
Fan Tray				Left Fan Tray

## show chassis hardware detail (PTX10008 Routers)

```
user@switch> show chassis hardware detail
```

```
Hardware inventory:
```

Item	Version	Part number	Serial number	Description
Chassis			DE487	JNP10008 [PTX10008 -
PILOT BUILD V1.1]				
Midplane	REV 27	750-054097	ACPD4307	Midplane 8
Routing Engine 0		BUILTIN	BUILTIN	RE-PTX-2X00x4
vtbd0 15360 MB				Virtio Block Disk
vtbd1 15360 MB				Virtio Block Disk

ada0	128 MB	QEMU	QM00002	Virtio Block Disk
usb0 (addr 0.1)	EHCI root HUB 0	Intel		uhub0
usb1 (addr 0.2)	product 0x0020 32	vendor 0x8087		uhub1
Routing Engine 1	BUILTIN	BUILTIN		RE-PTX-2X00x4
vtbd0	15360 MB			Virtio Block Disk
vtbd1	15360 MB			Virtio Block Disk
ada0	128 MB	QEMU	QM00002	Virtio Block Disk
usb0 (addr 0.1)	EHCI root HUB 0	Intel		uhub0
usb1 (addr 0.2)	product 0x0020 32	vendor 0x8087		uhub1
CB 0	REV 02	750-068820	ACNZ4440	Control Board
CB 1	REV 02	750-068820	ACNZ8284	Control Board
FPC 0	REV 36	750-051354	ACNP4679	LC1102 - 12C / 36Q /
144X				
CPU		BUILTIN	BUILTIN	FPC CPU
PIC 0		BUILTIN	BUILTIN	12x100GE/36x40GE/144x10GE
Xcvr 1	REV 01	740-058734	1ECQ113834D	QSFP-100GBASE-SR4
Xcvr 5	REV 01	740-058734	1ECQ1137067	QSFP-100GBASE-SR4
Xcvr 6	REV 01	740-054053	QF3205SD	QSFP+-4X10G-SR
Xcvr 7	REV 01	740-058734	1ECQ11381MP	QSFP-100GBASE-SR4
Xcvr 11	REV 01	740-061405	1ACQ110507K	QSFP-100GBASE-SR4
Xcvr 13	REV 01	740-058734	1ECQ11390ZB	QSFP-100GBASE-SR4
Xcvr 17	REV 01	740-058734	1ECQ11381M1	QSFP-100GBASE-SR4
Xcvr 19	REV 01	740-058734	1ECQ11381JS	QSFP-100GBASE-SR4
Xcvr 23	REV 01	740-058734	1ACQ112000E	QSFP-100GBASE-SR4
Xcvr 25	REV 01	740-058734	1ECQ11381NT	QSFP-100GBASE-SR4
Xcvr 28	REV 01	740-054053	QG1502WV	QSFP+-4X10G-SR
Xcvr 29	REV 01	740-058734	1ACQ112000D	QSFP-100GBASE-SR4
Xcvr 33	REV 01	740-058734	1ACQ1134065	QSFP-100GBASE-SR4
Xcvr 34	REV 01	740-067442	XV20L4L	QSFP+-40G-SR4
FPC 1	REV 33	750-051354	ACNX8831	LC1102 - 12C / 36Q /
144X				
CPU		BUILTIN	BUILTIN	FPC CPU
PIC 0		BUILTIN	BUILTIN	12x100GE/36x40GE/144x10GE
Xcvr 5		NON-JNPR	37700171YY0084	QSFP-100GBASE-LR4
Xcvr 25		NON-JNPR	GDA2017459	QSFP-100GBASE-LR4
Xcvr 29		NON-JNPR	GDF2008750	QSFP-100GBASE-LR4
FPC 2	REV 32	750-051357	ACPB0341	LC1101 - 30C / 30Q / 96X
CPU		BUILTIN	BUILTIN	FPC CPU
PIC 0		BUILTIN	BUILTIN	30x100GE/30x40GE/96x10GE
Xcvr 0		NON-JNPR	37700170YZC305	QSFP-100GBASE-LR4
Xcvr 4		NON-JNPR	37700170YZC306	QSFP-100GBASE-LR4
Xcvr 9	REV 01	740-054053	QF36013S	QSFP+-4X10G-SR
Xcvr 12	REV 01	740-067442	XV301AU	QSFP+-40G-SR4
Xcvr 14	REV 01	740-043308	UWE2CG9	QSFP+-40G-LR4
Xcvr 16	REV 01	740-043308	UWH141S	QSFP+-40G-LR4
Xcvr 17	REV 01	740-058734	1ECQ11180VH	QSFP-100GBASE-SR4
Xcvr 18	REV 01	740-054050	INFJA0492237	QSFP+-4X10G-LR
Xcvr 26	REV 01	740-058734	1ACQ111803N	QSFP-100GBASE-SR4
Xcvr 27	REV 01	740-058734	1ACQ113405S	QSFP-100GBASE-SR4
FPC 3	REV 35	750-051357	ACPD2186	LC1101 - 30C / 30Q / 96X
CPU		BUILTIN	BUILTIN	FPC CPU
PIC 0		BUILTIN	BUILTIN	30x100GE/30x40GE/96x10GE
Xcvr 0	REV 01	740-061409	1GCQA1470A3	QSFP-100GBASE-LR4
Xcvr 1	REV 01	740-061409	1GCQA1470XC	QSFP-100GBASE-LR4
Xcvr 7		NON-JNPR	FG4550500008	QSFP-100G-CWDM4



Xcvr 24	REV 01	740-058734	1ECQ11381LX	QSFP-100GBASE-SR4
Xcvr 29	REV 01	740-043308	UWE0UYS	QSFP+-40G-LR4
FPC 5	REV 08	750-068822	ACPF0057	LC1102 - 12C / 36Q /
144X				
CPU		BUILTIN	BUILTIN	FPC CPU
PIC 0		BUILTIN	BUILTIN	12x100GE/36x40GE/144x10GE
FPC 6	REV 08	750-068822	ACPE9951	LC1102 - 12C / 36Q /
144X				
CPU		BUILTIN	BUILTIN	FPC CPU
PIC 0		BUILTIN	BUILTIN	12x100GE/36x40GE/144x10GE
Xcvr 1	REV 01	740-054053	QF3208LG	QSFP+-4X10G-SR
Xcvr 7	REV 01	740-067442	XV20LGN	QSFP+-40G-SR4
Xcvr 8	REV 01	740-067442	XV20VMV	QSFP+-40G-SR4
Xcvr 9	REV 01	740-067442	XV20KCN	QSFP+-40G-SR4
Xcvr 10	REV 01	740-067442	XU504QD	QSFP+-40G-SR4
Xcvr 11	REV 01	740-067442	XU504X7	QSFP+-40G-SR4
Xcvr 12	REV 01	740-067442	XU504W8	QSFP+-40G-SR4
Xcvr 16	REV 01	740-032986	QF4301JP	QSFP+-40G-SR4
Xcvr 17	REV 01	740-032986	QF4303AE	QSFP+-40G-SR4
Xcvr 18	REV 01	740-054050	INFJA0492400	QSFP+-4X10G-LR
Xcvr 19	REV 01	740-054050	INFJA0492142	QSFP+-4X10G-LR
Xcvr 24	REV 01	740-032986	QF4301KB	QSFP+-40G-SR4
Xcvr 25	REV 01	740-032986	QF4303YP	QSFP+-40G-SR4
Xcvr 30	REV 01	740-067442	XV300ZX	QSFP+-40G-SR4
Xcvr 31	REV 01	740-043308	UWH2KBW	QSFP+-40G-LR4
Xcvr 34	REV 01	740-054053	QG1501YU	QSFP+-4X10G-SR
FPD Board	REV 07	711-054687	ACPC7142	Front Panel Display
Power Supply 0	REV 02	740-049388	1EDL62102N9	Power Supply AC
Power Supply 1	REV 02	740-049388	1EDL60300KX	Power Supply AC
Power Supply 2	REV 02	740-049388	1EDL60300DL	Power Supply AC
Power Supply 3	REV 02	740-049388	1EDL61701BT	Power Supply AC
Power Supply 4	REV 02	740-049388	1EDL62102P7	Power Supply AC
Power Supply 5	REV 02	740-049388	1EDL62102PP	Power Supply AC
FTC 0	REV 14	750-050108	ACPE4038	Fan Controller 8
FTC 1	REV 14	750-050108	ACPE4032	Fan Controller 8
Fan Tray 0	REV 09	760-054372	ACPD6799	Fan Tray 8
Fan Tray 1	REV 09	760-054372	ACNZ3584	Fan Tray 8
SIB 0	REV 24	750-050058	ACPD4587	Switch Fabric 8
SIB 1	REV 24	750-050058	ACNZ0635	Switch Fabric 8
SIB 2	REV 24	750-050058	ACPD4908	Switch Fabric 8
SIB 3	REV 24	750-050058	ACNZ0617	Switch Fabric 8
SIB 4	REV 24	750-050058	ACNZ0527	Switch Fabric 8
SIB 5	REV 23	750-050058	ACNX6980	Switch Fabric 8

### show chassis hardware detail (PTX10016 Routers)

```
user@switch> show chassis hardware detail
```

```
Hardware inventory:
```

Item	Version	Part number	Serial number	Description
Chassis			DH995	JNP10016 [PTX10016]
Midplane	REV 22	750-056555	ACPM7810	Midplane 16
Routing Engine 0		BUILTIN	BUILTIN	RE-PTX-2X00x4
vtbd0 15360 MB				Virtio Block Disk
vtbd1 15360 MB				Virtio Block Disk
ada0 128 MB	QEMU		QM00002	Virtio Block Disk
usb0 (addr 0.1)	EHCI root HUB 0		Intel	uhub0
usb1 (addr 0.2)	product 0x0020 32		vendor 0x8087	uhub1
Routing Engine 1		BUILTIN	BUILTIN	RE-PTX-2X00x4
vtbd0 15360 MB				Virtio Block Disk

vtbd1 15360 MB				Virtio Block Disk
ada0 128 MB QEMU			QM00002	Virtio Block Disk
usb0 (addr 0.1) EHCI root HUB 0			Intel	uhub0
usb1 (addr 0.2) product 0x0020 32			vendor 0x8087	uhub1
CB 0	REV 03	750-068820	ACPL7238	Control Board
CB 1	REV 03	750-068820	ACPL7298	Control Board
FPC 1	REV 36	750-077140	ACNP4590	LC1102 - 12C / 36Q /
144X				
CPU		BUILTIN	BUILTIN	FPC CPU
PIC 0		BUILTIN	BUILTIN	12x100GE/36x40GE/144x10GE
Xcvr 0	REV 01	740-054053	QF3600AV	QSFP+-4X10G-SR
Xcvr 35	REV 01	740-061405	1ACQ110507K	QSFP-100GBASE-SR4
FPC 3	REV 07	750-071975	CAHA2224	LC1102 - 12C / 36Q /
144X				
CPU		BUILTIN	BUILTIN	FPC CPU
PIC 0		BUILTIN	BUILTIN	12x100GE/36x40GE/144x10GE
Xcvr 0	REV 01	740-054053	QG1505YM	QSFP+-4X10G-SR
Xcvr 11		NON-JNPR	GDA2017459	QSFP-100GBASE-LR4
Xcvr 35		NON-JNPR	GDF2008750	QSFP-100GBASE-LR4
FPC 5	REV 13	750-068822	ACPD6501	LC1102 - 12C / 36Q /
144X				
CPU		BUILTIN	BUILTIN	FPC CPU
PIC 0		BUILTIN	BUILTIN	12x100GE/36x40GE/144x10GE
Xcvr 1	REV 01	740-058734	1ECQ11381LA	QSFP-100GBASE-SR4
Xcvr 2	REV 01	740-043308	UWH141S	QSFP+-40G-LR4
Xcvr 3	REV 01	740-043308	UWE2CG9	QSFP+-40G-LR4
FPC 6	REV 37	750-077140	ACNS2793	LC1102 - 12C / 36Q /
144X				
CPU		BUILTIN	BUILTIN	FPC CPU
PIC 0		BUILTIN	BUILTIN	12x100GE/36x40GE/144x10GE
Xcvr 0	REV 01	740-032986	QH0400VH	QSFP+-40G-SR4
Xcvr 1	REV 01	740-032986	QH0400VM	QSFP+-40G-SR4
Xcvr 35	REV 01	740-058734	1ECQ11390ZB	QSFP-100GBASE-SR4
FPC 8	REV 36	750-077140	ACNP4625	LC1102 - 12C / 36Q /
144X				
CPU		BUILTIN	BUILTIN	FPC CPU
PIC 0		BUILTIN	BUILTIN	12x100GE/36x40GE/144x10GE
Xcvr 1	REV 01	740-058732	1AMQA14206D	QSFP-100GBASE-LR4
Xcvr 10	REV 01	740-032986	QF4301KB	QSFP+-40G-SR4
Xcvr 24	REV 01	740-054050	INF AJ0492244	QSFP+-4X10G-LR
FPC 9	REV 35	750-071976	ACPD3055	LC1101 - 30C / 30Q / 96X
CPU		BUILTIN	BUILTIN	FPC CPU
PIC 0		BUILTIN	BUILTIN	30x100GE/30x40GE/96x10GE
Xcvr 0		NON-JNPR	INGBT7970007	QSFP-100GBASE-LR4
Xcvr 1		NON-JNPR	UWQ24D9	QSFP-100GBASE-LR4
Xcvr 2		NON-JNPR	INGBT7970011	QSFP-100GBASE-LR4
Xcvr 3		NON-JNPR	UX60AF1	QSFP-100G-CWDM4
Xcvr 4		NON-JNPR	UX408JJ	QSFP-100GBASE-LR4
Xcvr 11	REV 01	740-058734	1ECQ113835F	QSFP-100GBASE-SR4
Xcvr 18		NON-JNPR	Q7496	QSFP-100G-CWDM4
Xcvr 29	REV 01	740-058734	1ECQ11380LZ	QSFP-100GBASE-SR4
Power Supply 0	REV 02	740-049388	1EDL625039E	Power Supply AC
Power Supply 1	REV 02	740-049388	1EDL62503AD	Power Supply AC
Power Supply 2	REV 02	740-049388	1EDL625039P	Power Supply AC

Power Supply 3	REV 02	740-049388	1EDL702004E	Power Supply AC
Power Supply 4	REV 02	740-049388	1EDL625039D	Power Supply AC
Power Supply 5	REV 02	740-049388	1EDL63706JD	Power Supply AC
Power Supply 6	REV 02	740-049388	1EDL63706JH	Power Supply AC
FTC 0	REV 10	750-050309	ACPM2918	Fan Controller 16
FTC 1	REV 10	750-050309	ACPE8185	Fan Controller 16
Fan Tray 0	REV 10	760-077141	ACPV7288	Fan Tray 16
Fan Tray 1	REV 10	760-057901	ACPL0546	Fan Tray 16
SIB 0	REV 15	750-058270	ACPM2804	Switch Fabric 16
SIB 1	REV 15	750-058270	ACPM2808	Switch Fabric 16
SIB 2	REV 15	750-058270	ACPL4450	Switch Fabric 16
SIB 3	REV 15	750-058270	ACPJ9834	Switch Fabric 16
SIB 4	REV 15	750-058270	ACPM2814	Switch Fabric 16
SIB 5	REV 15	750-058270	ACPL4277	Switch Fabric 16
FPD Board	REV 07	711-054687	ACPL1407	Front Panel Display

### show chassis hardware (M7i Router)

```
user@host> show chassis hardware
```

Hardware inventory:

Item	Version	Part number	Serial number	Description
Chassis			31959	M7i
Midplane	REV 02	710-008761	CA0209	M7i Midplane
Power Supply 0	Rev 04	740-008537	PD10272	AC Power Supply
Routing Engine	REV 01	740-008846	1000396803	RE-5.0
CFEB	REV 02	750-009492	CA0166	Internet Processor IIV1
FPC 0				E-FPC
PIC 0	REV 04	750-003163	HJ6416	1x G/E, 1000 BASE-SX
PIC 1	REV 04	750-003163	HJ6423	1x G/E, 1000 BASE-SX
PIC 2	REV 04	750-003163	HJ6421	1x G/E, 1000 BASE-SX
PIC 3	REV 02	750-003163	HJ0425	1x G/E, 1000 BASE-SX
FPC 1				E-FPC
PIC 2	REV 01	750-009487	HM2275	ASP - Integrated
PIC 3	REV 01	750-009098	CA0142	2x F/E, 100 BASE-TX

Hardware inventory:

Item	Version	Part number	Serial number	Description
Chassis			B1157	M7i
Midplane	REV 05	710-008761	DM0840	M7i Midplane
Power Supply 0	Rev 08	740-008537	TE53755	AC Power Supply
Routing Engine	REV 07	740-011202	1000736567	RE-850
CFEB	REV 09	750-010463	DK6952	Internet Processor II
FPC 0				E-FPC
PIC 0	REV 12	750-012838	DL7993	4x 1GE(LAN), IQ2
Xcvr 0	REV 01	740-011614	PD94TDJ	SFP-LX10
Xcvr 1	REV 01	740-011615	PA05EER	UNSUPPORTED
Xcvr 2	REV 01	740-011614	PD94THU	SFP-LX10
Xcvr 3		NON-JNPR	PDC2E7A	SFP-LX10
PIC 1	REV 03	750-023116	JT0203	4x CHSTM1 SDH CE SFP
Xcvr 0	REV 01	740-012434	AGT063832PS	SFP-SR
Xcvr 1	REV 01	740-012434	AGT063832LY	SFP-SR
Xcvr 3	REV 01	740-016064	C06J19018	SFP-LR
PIC 2	REV 15	750-014895	DM5757	MultiServices 100
PIC 3	REV 01	750-025390	JW9448	12x T1/E1 CE
FPC 1				E-FPC
PIC 2		BUILTIN	BUILTIN	1x Tunnel
PIC 3	REV 09	750-009099	DM0899	1x G/E, 1000 BASE
Xcvr 0	REV 01	740-012434	AGT07150HGJ	UNSUPPORTED
Fan Tray				Rear Fan Tray

## show chassis hardware (M10 Router)

```

user@host> show chassis hardware
Hardware inventory:
Item             Version  Part number  Serial number  Description
Chassis          REV 1.1  710-001950   1122           M10
Midplane         Rev 01   740-002497   S/N AC6626     AC
Power supply A   Rev 01   740-002497   S/N LC36095    AC
Power supply B   Rev 01   740-002497   S/N LC36100    AC
Display         REV 1.2  710-001995   S/N AC6656     teknor
Host            18000005dfb3fb01  Internet Processor II
FEB             REV 01   710-001948   S/N AC6632
FPC 0
  PIC 0          REV 08   750-001072   S/N AB2485     1x G/E, 1000 BASE-SX
  PIC 1          REV 01   750-000613   S/N AA1048     1x OC-12 SONET, SMIR
FPC 1
Fan Tray 0
Fan Tray 1
FANTRAY-M10I-S
FANTRAY-M10I-S

```

## show chassis hardware models (M10 Router)

```

user@host> show chassis hardware models
Hardware inventory:
Item             Version  Part number  CLEI code  FRU model number
Midplane         REV 04   710-008920
Power Supply 0   Rev 06   740-008537  PWR-M10i-M7i-AC-S
Power Supply 1   Rev 06   740-008537  PWR-M10i-M7i-AC-S
HCM 0            REV 03   710-010580  HCM-M10i-S
HCM 1            REV 03   710-010580  HCM-M10i-S
Routing Engine 0 REV 09   740-009459  RE-400-256-S
CFEB 0           REV 05   750-010465  FEB-M10i-M7i-S
FPC 0
  PIC 0          REV 10   750-002971  PE-40C3-SON-MM
  PIC 1          REV 11   750-002992  PE-4FE-TX
  PIC 2          REV 03   750-002977  PE-20C3-ATM-MM
  PIC 3          REV 08   750-005724  PE-20C3-ATM2-MM
FPC 1
  PIC 2          REV 12   750-008425  PE-AS
  PIC 3          REV 13   750-005636  PE-4CHDS3-QPP
Fan Tray 0
Fan Tray 1
FANTRAY-M10I-S
FANTRAY-M10I-S

```

## show chassis hardware (M20 Router)

```

user@host> show chassis hardware
Hardware inventory:
Item             Version  Part number  Serial number  Description
Chassis          REV 07   710-001517   20033          M20
Backplane        Rev 01   740-001465   S/N AA7940     AC
Power supply B   Rev 02   710-001519   S/N AA9704
Display         REV 02   710-001519   S/N AA9704
Host 0           98000004f8f27501  teknor
SSB slot 0       REV 01   710-001951   S/N AD5905     Internet Processor II
  SSRAM bank 0   REV 01   710-001385   S00480         2 MB
  SSRAM bank 1   REV 01   710-001385   S00490         2 MB
  SSRAM bank 2   REV 01   710-001385   S001:?        2 MB
  SSRAM bank 3   REV 01   710-001385   S00483         2 MB
SSB slot 1       N/A     N/A          N/A            Backup
FPC 1            REV 01   710-001292   S/N AB7528
  SSRAM          REV 01   710-000077   S/N 304209     1 MB

```

SDRAM bank 0	REV 01	710-000099	S/N 000603	64 MB
SDRAM bank 1	REV 01	710-000099	S/N 000414	64 MB
PIC 0	REV 03	750-000612	S/N AB8433	2x OC-3 ATM, MM
PIC 1	REV 01	750-000616	S/N AA1168	1x OC-12 ATM, MM
PIC 2	REV 01	750-000613	S/N AA1008	1x OC-12 SONET, SMIR
PIC 3	REV 01	750-002501	S/N AD5810	4x E3
FPC 2	REV 01	710-001292	S/N AC0119	
SSRAM	REV 01	710-000077	S/N 503241	1 MB
SDRAM bank 0	REV 01	710-000099	S/N 306835	64 MB
SDRAM bank 1	REV 01	710-000099	S/N 306832	64 MB
Fan Tray 0				Front Upper Fan Tray
Fan Tray 1				Front Middle Fan Tray
Fan Tray 2				Front Bottom Fan Tray
Fan Tray 3				Rear Fan Tray

### show chassis hardware models (M20 Router)

```
user@host> show chassis hardware models
Hardware inventory:
```

Item	Version	Part number	CLEI code	FRU model number
Backplane	REV 03	710-002334		CHAS-MP-M20-S
Power Supply A	REV 06	740-001465		PWR-M20-AC-S
Display	REV 04	710-001519		CRAFT-M20-S
Routing Engine 0	REV 06	740-003239		RE-333-768-S
Routing Engine 1	REV 06	740-003239		RE-333-768-S
SSB 0	REV 02	710-001951		SSB-E-M20
SSB 1	N/A	N/A		
FPC 0	REV 03	710-003308		FPC-E
PIC 0	REV 08	750-002303		P-4FE-TX
PIC 1	REV 07	750-004745		P-2MCDSD3
PIC 2	REV 03	750-002965		PE-4CHDS3
FPC 1	REV 03	710-003308		FPC-E
PIC 0	REV 03	750-002914		P-20C3-ATM-MM
Fan Tray 0				FANTRAY-F-M20-S
Fan Tray 1				FANTRAY-F-M20-S
Fan Tray 2				FANTRAY-F-M20-S
Fan Tray 3				FANTRAY-R-M20-S

### show chassis hardware (M40 Router)

```
user@host> show chassis hardware
Hardware inventory:
```

Item	Version	Part number	Serial number	Description
Backplane	REV 02	710-000073	S/N AA0053	
Power supply A	Rev 2	740-000235	S/N 000042	DC
Maxicab	REV X1	710-000229	S/N AA0139	
Minicab	REV X1	710-000482	S/N AA0201	
Display	REV 06	710-000150	S/N AA0905	
Host				cpv5000
SCB	REV X1	710-000075	S/N AA0158	Internet Processor I
SSRAM bank 0	REV 02	710-000077	S/N AA2267	1 MB
SSRAM bank 1	REV 02	710-000077	S/N AA2270	1 MB
SSRAM bank 2	REV 02	710-000077	S/N AA2269	1 MB
SSRAM bank 3	REV 02	710-000077	S/N AA2268	1 MB
FPC 0	REV 01	710-000175	S/N AA0048	
SSRAM	REV 01	710-000077	S/N AA2333	1 MB
SDRAM bank 0	REV 01	710-000099	S/N AA2332	64 MB
SDRAM bank 1	REV X1	710-000099	S/N AA2337	64 MB
PIC 0	REV 04	750-000613	S/N aa0343	1x OC-12 SONET, SMIR
PIC 1	REV 04	750-000613	S/N AA0379	1x OC-12 SONET, SMIR

PIC 2	REV 04	750-000613	S/N AA0377	1x OC-12 SONET, SMIR
PIC 3	REV 04	750-000613	S/N AA0378	1x Tunnel
FPC 2	REV 01	710-000175	S/N AA0042	
SSRAM	REV 02	710-000077	S/N AA2288	1 MB
SDRAM bank 0	REV 01	710-000099	S/N AA2331	64 MB
SDRAM bank 1	REV 01	710-000099	S/N AA2330	64 MB
PIC 0	REV X1	750-000603	S/N AA0143	4x OC-3 SONET, SMIR
PIC 1	REV X1	750-000615	S/N AA0149	4x OC-3 SONET, MM
PIC 2	REV X1	750-000611	S/N AA0148	4x OC-3 SONET, MM
PIC 3	REV 04	750-000613	S/N AA0330	1x OC-12 SONET, SMIR
FPC 4	REV 01	710-000175	S/N AA0050	
SSRAM	REV 01	710-000077	S/N AA2327	1 MB
SDRAM bank 0	REV 01	710-000099	S/N AA2329	64 MB
SDRAM bank 1	REV 01	710-000099	S/N AA2328	64 MB
PIC 0	REV 04	750-000613	S/N AA0320	1x OC-12 SONET, SMIR
PIC 2	REV 05	750-000616	S/N AA1341	1x OC-12 ATM, MM
PIC 3	REV 08	750-001072	S/N AB2462	1x G/E, 1000 BASE-SX
FPC 5	REV 10	710-000175	S/N AA7663	
SSRAM	REV 01	710-000077	S/N 501590	1 MB
SDRAM bank 0	REV 01	710-000099	S/N 300949	64 MB
SDRAM bank 1	REV 01	710-000099	S/N 300868	64 MB
PIC 1	REV 01	750-001323	S/N AB1670	1x Tunnel

#### show chassis hardware (M40e Router)

```
user@host> show chassis hardware
```

```
Hardware inventory:
```

Item	Version	Part number	Serial number	Description
Chassis				m40e
Midplane	REV 01	710-005071	AX3671	
FPM CMB	REV 03	710-001642	AR9074	
FPM Display	REV 03	710-001647	AR7331	
CIP	REV 04	710-002649	BB4449	
PEM 0	Rev 01	740-003787	MC12364	Power Entry Module
PEM 1	Rev 01	740-003787	MC12383	Power Entry Module
PCG 0	REV 07	710-001568	AG1332	
PCG 1	REV 07	710-001568	AR3789	
Host 0			3e000007c8176601	Present
MCS 0	REV 11	710-001226	AN5813	
SFM 0 SPP	REV 07	710-001228	AG4676	
SFM 0 SPR	REV 05	710-002189	AE4735	Internet Processor II
SFM 1 SPP	REV 07	710-001228	AP1347	
SFM 1 SPR	REV 05	710-002189	BE0063	Internet Processor II
FPC 0	REV 01	710-011725	BE0669	M40e-EP-FPC Type 1
CPU	REV 01	710-004600	BD9504	
PIC 0	REV 03	750-003737	AY3991	4x G/E, 1000 BASE-SX
FPC 1	REV 01	710-005197	BD9842	M40e-FPC Type 2
CPU	REV 01	710-004600	BB4869	
PIC 0	REV 07	750-001900	AR8278	1x OC-48 SONET, SMSR
FPC 2	REV 02	710-005197	BD9824	M40e-FPC Type 2
CPU	REV 01	710-004600	BD9531	
PIC 0	REV 03	750-003737	AY3986	4x G/E, 1000 BASE-SX
FPC 4	REV 02	710-005078	BE0664	M40e-FPC Type 1
CPU	REV 01	710-004600	BD9559	
PIC 0	REV 03	750-001894	AG7963	1x G/E, 1000 BASE-SX
PIC 2	REV 01	750-002575	AF2472	4x OC-3 SONET, SMIR
FPC 6	REV 02	710-005078	BE0652	M40e-FPC Type 1
CPU	REV 01	710-004600	BD9607	
PIC 0	REV 02	750-002911	AN2286	4x F/E, 100 BASE-TX
PIC 2	REV 01	750-002577	AP6345	4x OC-3 SONET, MM

## show chassis hardware (M120 Router)

```

user@host> show chassis hardware
Hardware inventory:

```

Item	Version	Part number	Serial number	Description
Chassis			JN000054AC	M120
Midplane	REV 01	710-013667	RB4170	M120 Midplane
FPM Board	REV 02	710-011407	CJ9186	M120 FPM Board
FPM Display	REV 02	710-011405	CJ9173	M120 FPM Display
FPM CIP	REV 02	710-011410	CJ9221	M120 FPM CIP
PEM 0	Rev 05	740-011936	RM28320	AC Power Entry Module
PEM 1	Rev 05	740-011936	RM28321	AC Power Entry Module
Routing Engine 0	REV 03	740-014080	1000642883	RE-A-1000
CB 0	REV 03	710-011403	CM8346	M120 Control Board
CB 1	REV 06	710-011403	CP6728	M120 Control Board
FPC 1	REV 02	710-015908	CP6925	M120 CFPC 10GE
PIC 0		BUILTIN	BUILTIN	1x 10GE(LAN/WAN) XFP
Xcvr 0	REV 01	740-014279	62E204N00007	XFP-10G-LR
FPC 3	REV 03	710-011393	CJ9234	M120 FPC Type 2
PIC 0	REV 16	750-008155	NB5229	2x G/E IQ, 1000 BASE
Xcvr 0	REV 01	740-011613	P9F15JB	SFP-SX
Xcvr 1	REV 01	740-007326	P4Q0R9G	SFP-SX
PIC 1	REV 09	750-007745	CG4360	4x OC-3 SONET, SMIR
PIC 2	REV 16	750-008155	ND7787	2x G/E IQ, 1000 BASE
Xcvr 0	REV 01	740-011613	P9F12AS	SFP-SX
Xcvr 1	REV 01	740-011613	P9F1ALU	SFP-SX
PIC 3	REV 07	750-011800	JW1284	8x 1GE(LAN), IQ2
Xcvr 0	REV 01	740-011613	P9F1AM6	SFP-SX
Xcvr 6	REV 01	740-011613	P9F16NN	SFP-SX
Xcvr 7	REV 01	740-011782	P8C29Y7	SFP-SX
Board B	REV 02	710-011395	CN3754	M120 FPC Mezz
FPC 4	REV 02	710-011398	CP6741	M120 FPC Type 3
PIC 0	REV 16	750-007141	NB2855	10x 1GE(LAN), 1000 BASE
Xcvr 0	REV 01	740-011782	P922A1F	SFP-SX
Xcvr 1	REV 01	740-011782	P922A16	SFP-SX
Xcvr 2	REV 01	740-011782	P922A0U	SFP-SX
Xcvr 3	REV 01	740-011782	P9229UZ	SFP-SX
Xcvr 4	REV 01	740-009029	P11JXWP	SFP-LX
Xcvr 6	REV 01	740-011613	P9F1ALW	SFP-SX
FPC 5	REV 01	710-011388	CJ9088	M120 FPC Type 1
PIC 0	*** Hardware Not Supported ***			
PIC 1	REV 05	750-012052	NB0410	1x CHOC3 IQ SONET, SMLR
PIC 2	REV 01	750-013167	CM3824	4x CHDS3 IQ
PIC 3	REV 01	750-010240	CB5366	1x G/E SFP, 1000 BASE
Board B	REV 01	710-011390	CJ9103	M120 FPC Mezz Board
FEB 3	REV 04	710-011663	CP6673	M120 FEB
FEB 4	REV 04	710-011663	CJ9368	M120 FEB
FEB 5	REV 04	710-011663	CJ9386	M120 FEB
Fan Tray 0				Front Top Fan Tray
Fan Tray 1				Front Bottom Fan Tray
Fan Tray 2				Rear Top Fan Tray
Fan Tray 3				Rear Bottom Fan Tray

## show chassis hardware detail (M120 Router)

```

user@host> show chassis hardware detail
Hardware inventory:

```

Item	Version	Part number	Serial number	Description
------	---------	-------------	---------------	-------------

Chassis			JN000054AC	M120
Midplane	REV 01	710-013667	RB4170	M120 Midplane
FPM Board	REV 02	710-011407	CJ9186	M120 FPM Board
FPM Display	REV 02	710-011405	CJ9173	M120 FPM Display
FPM CIP	REV 02	710-011410	CJ9221	M120 FPM CIP
PEM 0	Rev 05	740-011936	RM28320	AC Power Entry Module
PEM 1	Rev 05	740-011936	RM28321	AC Power Entry Module
Routing Engine 0	REV 03	740-014080	1000642883	RE-A-1000
ad0	248 MB	SILICONSYSTEMS INC	256M 126CT505S0763SC00110	Compact Flash
ad2	38154 MB	HTE541040G9SA00	MPBBT0X2HS2E3M	Hard Disk
CB 0	REV 03	710-011403	CM8346	M120 Control Board
CB 1	REV 06	710-011403	CP6728	M120 Control Board
FPC 1	REV 02	710-015908	CP6925	M120 CFPC 10GE
PIC 0		BUILTIN	BUILTIN	1x 10GE(LAN/WAN) XFP
Xcvr 0	REV 01	740-014279	62E204N00007	XFP-10G-LR
FPC 3	REV 03	710-011393	CJ9234	M120 FPC Type 2
PIC 0	REV 16	750-008155	NB5229	2x G/E IQ, 1000 BASE
Xcvr 0	REV 01	740-011613	P9F15JB	SFP-SX
Xcvr 1	REV 01	740-007326	P4QOR9G	SFP-SX
PIC 1	REV 09	750-007745	CG4360	4x OC-3 SONET, SMIR
PIC 2	REV 16	750-008155	ND7787	2x G/E IQ, 1000 BASE
Xcvr 0	REV 01	740-011613	P9F12AS	SFP-SX
Xcvr 1	REV 01	740-011613	P9F1ALU	SFP-SX
PIC 3	REV 07	750-011800	JW1284	8x 1GE(LAN), IQ2
Xcvr 0	REV 01	740-011613	P9F1AM6	SFP-SX
Xcvr 6	REV 01	740-011613	P9F16NN	SFP-SX
Xcvr 7	REV 01	740-011782	P8C29Y7	SFP-SX
Board B	REV 02	710-011395	CN3754	M120 FPC Mezz
FPC 4	REV 02	710-011398	CP6741	M120 FPC Type 3
PIC 0	REV 16	750-007141	NB2855	10x 1GE(LAN), 1000 BASE
Xcvr 0	REV 01	740-011782	P922A1F	SFP-SX
Xcvr 1	REV 01	740-011782	P922A16	SFP-SX
Xcvr 2	REV 01	740-011782	P922A0U	SFP-SX
Xcvr 3	REV 01	740-011782	P9229UZ	SFP-SX
Xcvr 4	REV 01	740-009029	P11JXWP	SFP-LX
Xcvr 6	REV 01	740-011613	P9F1ALW	SFP-SX
FPC 5	REV 01	710-011388	CJ9088	M120 FPC Type 1
PIC 0	*** Hardware Not Supported ***			
PIC 1	REV 05	750-012052	NB0410	1x CHOC3 IQ SONET, SMLR
PIC 2	REV 01	750-013167	CM3824	4x CHDS3 IQ
PIC 3	REV 01	750-010240	CB5366	1x G/E SFP, 1000 BASE
Board B	REV 01	710-011390	CJ9103	M120 FPC Mezz Board
FEB 3	REV 04	710-011663	CP6673	M120 FEB
FEB 4	REV 04	710-011663	CJ9368	M120 FEB
FEB 5	REV 04	710-011663	CJ9386	M120 FEB
Fan Tray 0				Front Top Fan Tray
Fan Tray 1				Front Bottom Fan Tray
Fan Tray 2				Rear Top Fan Tray
Fan Tray 3				Rear Bottom Fan Tray

### show chassis hardware models (M120 Router)

```
user@host> show chassis hardware models
```

```
Hardware inventory:
```

Item	Version	Part number	CLEI code	FRU model number
Midplane	REV 01	710-013667		
FPM CIP	REV 02	710-011410		CRAFT-M120-S
PEM 0	Rev 05	740-011936		PWR-M120-AC-S
PEM 1	Rev 05	740-011936		PWR-M120-AC-S



Routing Engine 0	REV 03	740-014080	RE-A-1000-2048-S
CB 0	REV 03	710-011403	CB-M120-S
CB 1	REV 06	710-011403	CB-M120-S
FPC 1	REV 02	710-015908	M120-cFPC-1XGE-XFP
FPC 3			
PIC 0	REV 16	750-008155	PB-2GE-SFP-QPP
PIC 1	REV 09	750-007745	PC-40C3-SON-SMIR
PIC 2	REV 16	750-008155	PB-2GE-SFP-QPP
PIC 3	REV 07	750-011800	PB-8GE-TYPE2-SFP-IQ2
FPC 4			
PIC 0	REV 16	750-007141	PC-10GE-SFP
FPC 5			
PIC 1	REV 05	750-012052	PB-1CHOC3-SMIR-QPP
PIC 2	REV 01	750-013167	PE-4CHDS3-QPP
PIC 3	REV 01	750-010240	PB-1GE-SFP
Fan Tray 0			FFANTRAY-M120-S
Fan Tray 1			FFANTRAY-M120-S
Fan Tray 2			RFANTRAY-M120-S
Fan Tray 3			RFANTRAY-M120-S

### show chassis hardware (M160 Router)

```
user@host> show chassis hardware
```

Item	Version	Part number	Serial number	Description
Chassis			101	M160
Midplane	REV 02	710-001245	S/N AB4107	
FPM CMB	REV 01	710-001642	S/N AA2911	
FPM Display	REV 01	710-001647	S/N AA2999	
CIP	REV 02	710-001593	S/N AA9563	
PEM 0	Rev 01	740-001243	S/N KJ35769	DC
PEM 1	Rev 01	740-001243	S/N KJ35765	DC
PCG 0	REV 01	710-001568	S/N AA9794	
PCG 1	REV 01	710-001568	S/N AA9804	
Host 1			da000004f8d57001	teknor
MCS 1	REV 03	710-001226	S/N AA9777	
SFM 0 SPP	REV 04	710-001228	S/N AA2975	
SFM 0 SPR	REV 02	710-001224	S/N AA9838	Internet Processor I
SFM 1 SPP	REV 04	710-001228	S/N AA2860	
SFM 1 SPR	REV 01	710-001224	S/N AB0139	Internet Processor I
FPC 0	REV 03	710-001255	S/N AA9806	FPC Type 1
CPU	REV 02	710-001217	S/N AA9590	
PIC 1	REV 05	750-000616	S/N AA1527	1x OC-12 ATM, MM
PIC 2	REV 05	750-000616	S/N AA1535	1x OC-12 ATM, MM
PIC 3	REV 01	750-000616	S/N AA1519	1x OC-12 ATM, MM
FPC 1	REV 02	710-001611	S/N AA9523	FPC Type 2
CPU	REV 02	710-001217	S/N AA9571	
PIC 0	REV 03	750-001900	S/N AA9626	1x STM-16 SDH, SMIR
PIC 1	REV 01	710-002381	S/N AD3633	2x G/E, 1000 BASE-SX
FPC 2				FPC Type OC192
CPU	REV 03	710-001217	S/N AB3329	
PIC 0	REV 01			1x OC-192 SM SR-2
Fan Tray 0				Rear Bottom Blower
Fan Tray 1				Rear Top Blower
Fan Tray 2				Front Top Blower
Fan Tray 3				Front Fan Tray

### show chassis hardware models (M160 Router)

```
user@host> show chassis hardware models
```

Hardware inventory:				
Item	Version	Part number	CLEI code	FRU model number
Midplane	REV 03	710-009120		CHAS-BP-M320-S
FPM Display	REV 02	710-009351		CRAFT-M320-S
CIP	REV 03	710-005926		CIP-M320-S
PEM 2	Rev X4	740-009148		PWR-M-DC-S
PEM 3	Rev X4	740-009148		PWR-M-DC-S
Routing Engine 0	REV 02	740-008883		RE-1600-2048-S
Routing Engine 1	REV 02	740-008883		RE-1600-2048-S
FPC 0	REV 02	710-010419		M320-FPC1
PIC 0	REV 01	750-001323		P-TUNNEL
PIC 1	REV 02	750-002987		PE-10C12-SON-SMIR
PIC 2	REV 04	750-001894		PB-1GE-SX
PIC 3	REV 04	750-001896		PB-10C12-SON-SMIR
FPC 1	REV 02	710-010419		M320-FPC1
PIC 0	REV 04	750-001894		PB-1GE-SX
PIC 1	REV 04	750-001894		PB-1GE-SX
PIC 3	REV 03	750-001894		PB-1GE-SX
FPC 2	REV 02	710-010419		M320-FPC1
PIC 0	REV 10	750-005634		PB-1CHOC12SMIR-QPP
PIC 1	REV 10	750-005634		PB-1CHOC12SMIR-QPP
PIC 2	REV 07	750-005634		PB-1CHOC12SMIR-QPP
PIC 3	REV 07	750-005634		PB-1CHOC12SMIR-QPP
PIC 1	REV 10	750-005634		PB-1CHOC12SMIR-QPP
PIC 2	REV 07	750-005634		PB-1CHOC12SMIR-QPP
PIC 3	REV 07	750-005634		PB-1CHOC12SMIR-QPP
FPC 3				
PIC 0	REV 03	750-001895		PB-10C12-SON-MM
PIC 1	REV 04	750-001894		PB-1GE-SX
PIC 3	REV 04	750-003141		PB-1GE-SX-B
FPC 4	REV 02	710-010419		M320-FPC1
FPC 5	REV 02	710-010419		M320-FPC1
FPC 6	REV 02	710-010419		M320-FPC1
FPC 7				
PIC 0	REV 15	750-001901		PB-40C12-SON-SMIR
PIC 1	REV 06	750-001900		PB-10C48-SON-SMSR
PIC 2	REV 07	750-001900		PB-10C48-SON-SMSR
PIC 3	REV 05	750-003737		PB-4GE-SX
SIB 0	REV 03	710-009184		SIB-M-S
SIB 1	REV 03	710-009184		SIB-M-S
SIB 2	REV 03	710-009184		SIB-M-S
SIB 3	REV 03	710-009184		SIB-M-S
Fan Tray 0				FFANTRAY-M320-S
Fan Tray 1				FFANTRAY-M320-S
Fan Tray 2				RFANTRAY-M320-S

### show chassis hardware detail (M160 Router)

```
user@host> show chassis hardware detail
```

Hardware inventory:				
Item	Version	Part number	Serial number	Description
Chassis			101	M160
Midplane	REV 02	710-001245	S/N AB4107	
FPM CMB	REV 01	710-001642	S/N AA2911	
FPM Display	REV 01	710-001647	S/N AA2999	
CIP	REV 02	710-001593	S/N AA9563	
PEM 0	Rev 01	740-001243	S/N KJ35769	DC
PEM 1	Rev 01	740-001243	S/N KJ35765	DC
PCG 0	REV 01	710-001568	S/N AA9794	
PCG 1	REV 01	710-001568	S/N AA9804	
Host 1			da000004f8d57001	teknor

```

MCS 1          REV 03  710-001226  S/N AA9777
SFM 0 SPP      REV 04  710-001228  S/N AA2975
SFM 0 SPR      REV 02  710-001224  S/N AA9838      Internet Processor I
  SSRAM bank 0  REV 01  710-000077  S/N 306456      1 MB
  SSRAM bank 1  REV 01  710-000077  S/N 306474      1 MB
  SSRAM bank 2  REV 01  710-000077  S/N 306388      1 MB
  SSRAM bank 3  REV 01  710-000077  S/N 306392      1 MB
SFM 1 SPP      REV 04  710-001228  S/N AA2860
SFM 1 SPR      REV 01  710-001224  S/N AB0139      Internet Processor I
  SSRAM bank 0  REV 01  710-000077  S/N 302917      1 MB
  SSRAM bank 1  REV 01  710-000077  S/N 302662      1 MB
  SSRAM bank 2  REV 01  710-000077  S/N 302593      1 MB
  SSRAM bank 3  REV 01  710-000077  S/N 100160      1 MB
FPC 0          REV 03  710-001255  S/N AA9806      FPC Type 1
CPU            REV 02  710-001217  S/N AA9590
SSRAM          REV 01  710-000077  S/N 302836      1 MB
SDRAM 0        REV 01  710-001196  S00141          32 MB
SDRAM 1        REV 01  710-001196  S0010;          32 MB
SSRAM          REV 01  710-000077  S/N 302633      1 MB
SDRAM 0        REV 01  710-001196  S00143          32 MB
SDRAM 1        REV 01  710-001196  S00115          32 MB
SSRAM          REV 01  710-000077  S/N 302952      1 MB
SDRAM 0        REV 01  710-001196  S00135          32 MB
SDRAM 1        REV 01  710-001196  S001=3          32 MB
SSRAM          REV 01  710-000077  S/N 302892      1 MB
SDRAM 0        REV 01  710-001196  S000?6          32 MB
SDRAM 1        REV 01  710-001196  S001=5          32 MB
PIC 1          REV 05  750-000616  S/N AA1527      1x OC-12 ATM, MM
PIC 2          REV 05  750-000616  S/N AA1535      1x OC-12 ATM, MM
PIC 3          REV 01  750-000616  S/N AA1519      1x OC-12 ATM, MM
FPC 1          REV 02  710-001611  S/N AA9523      FPC Type 2
CPU            REV 02  710-001217  S/N AA9571
SSRAM          REV 01  710-000077  S/N 306340      1 MB
SDRAM 0        REV 01  710-001196  S00012          32 MB
SDRAM 1        REV 01  710-001196  S0001?          32 MB
SSRAM          REV 01  710-000077  S/N 306454      1 MB
SDRAM 0        REV 01  710-001196  S00028          32 MB
SDRAM 1        REV 01  710-001196  S0002?          32 MB
SSRAM          REV 01  710-000077  S/N 306492      1 MB
SDRAM 0        REV 01  710-001196  S00015          32 MB
SDRAM 1        REV 01  710-001196  S00031          32 MB
SSRAM          REV 01  710-000077  S/N 306363      1 MB
SDRAM 0        REV 01  710-001196  S00013          32 MB
SDRAM 1        REV 01  710-001196  S00032          32 MB
PIC 0          REV 03  750-001900  S/N AA9626      1x STM-16 SDH, SMIR
PIC 1          REV 01  710-002381  S/N AD3633      2x G/E, 1000 BASE-SX
FPC 2
... SSRAM      REV 01  710-000077  S/N 306466      1 MB

```

### show chassis hardware (M320 Router)

```

user@host> show chassis hardware
Hardware inventory:
Item          Version  Part number  Serial number  Description
Chassis                               67245         M320
Midplane      REV 05   710-009120   RB1202         M320 Midplane
FPM GBUS      REV 04   710-005928   HZ5697         M320 Board
FPM Display   REV 05   710-009351   HR1464         M320 FPM Display
CIP           REV 04   710-005926   HT8672         M320 CIP
PEM 0         Rev 05   740-009148   QK34208        DC Power Entry Module
PEM 1         Rev 05   740-009148   QK34262        DC Power Entry Module

```

PEM 2	Rev 05	740-009148	QF10449	DC Power Entry Module
PEM 3	Rev 05	740-009148	QJ18257	DC Power Entry Module
Routing Engine 0	REV 06	740-008883	P11123901185	RE-4.0
CB 0	REV 07	710-009115	JB2382	M320 Control Board
FPC 0	REV 02	710-005017	CD9926	M320 FPC Type 2
CPU	REV 01	710-011659	CJ6940	M320 PCA SCPU
PIC 0	REV 07	750-001900	AT1594	1x OC-48 SONET, SMSR
PIC 1	REV 03	750-001850	HS2746	1x Tunnel
PIC 2	REV 05	750-010618	JE7117	4x G/E SFP, 1000 BASE
PIC 3	REV 06	750-001900	HE6083	1x OC-48 SONET, SMSR
FPC 2	REV 02	710-005017	CH0319	M320 FPC Type 1
CPU	REV 01	710-011659	CJ6942	M320 PCA SCPU
PIC 0	REV 05	750-003034	BD8705	4x OC-3 SONET, SMIR
FPC 5	REV 02	710-005017	CD9938	M320 FPC Type 2
CPU				
FPC 7	REV 02	710-005017	CD9934	M320 FPC Type 2
CPU				
SIB 0	REV 09	710-009184	JA6540	M320 SIB
SIB 1	REV 09	710-009184	HV9511	M320 SIB
SIB 2	REV 09	710-009184	HW2057	M320 SIB
SIB 3	REV 09	710-009184	JA6687	M320 SIB
Fan Tray 0				Front Top Fan Tray
Fan Tray 1				Front Bottom Fan Tray
Fan Tray 2				Rear Fan Tray

#### show chassis hardware models (M320 Router)

```
user@host> show chassis hardware models
```

Hardware inventory:

Item	Version	Part number	CLEI code	FRU model number
Midplane	REV 03	710-009120		CHAS-BP-M320-S
FPM Display	REV 02	710-009351		CRAFT-M320-S
CIP	REV 03	710-005926		CIP-M320-S
PEM 2	Rev X4	740-009148		PWR-M-DC-S
PEM 3	Rev X4	740-009148		PWR-M-DC-S
Routing Engine 0	REV 02	740-008883		RE-1600-2048-S
Routing Engine 1	REV 02	740-008883		RE-1600-2048-S
FPC 0	REV 02	710-010419		M320-FPC1
PIC 0	REV 01	750-001323		P-TUNNEL
PIC 1	REV 02	750-002987		PE-10C12-SON-SMIR
PIC 2	REV 04	750-001894		PB-1GE-SX
PIC 3	REV 04	750-001896		PB-10C12-SON-SMIR
FPC 1	REV 02	710-010419		M320-FPC1
PIC 0	REV 04	750-001894		PB-1GE-SX
PIC 1	REV 04	750-001894		PB-1GE-SX
PIC 3	REV 03	750-001894		PB-1GE-SX
FPC 2	REV 02	710-010419		M320-FPC1
PIC 0	REV 10	750-005634		PB-1CHOC12SMIR-QPP
PIC 1	REV 10	750-005634		PB-1CHOC12SMIR-QPP
PIC 2	REV 07	750-005634		PB-1CHOC12SMIR-QPP
PIC 3	REV 07	750-005634		PB-1CHOC12SMIR-QPP
PIC 1	REV 10	750-005634		PB-1CHOC12SMIR-QPP
PIC 2	REV 07	750-005634		PB-1CHOC12SMIR-QPP
PIC 3	REV 07	750-005634		PB-1CHOC12SMIR-QPP
FPC 3				
PIC 0	REV 03	750-001895		PB-10C12-SON-MM
PIC 1	REV 04	750-001894		PB-1GE-SX
PIC 3	REV 04	750-003141		PB-1GE-SX-B
FPC 4	REV 02	710-010419		M320-FPC1
FPC 5	REV 02	710-010419		M320-FPC1
FPC 6	REV 02	710-010419		M320-FPC1

FPC 7				
PIC 0	REV 15	750-001901		PB-40C12-SON-SMIR
PIC 1	REV 06	750-001900		PB-10C48-SON-SMSR
PIC 2	REV 07	750-001900		PB-10C48-SON-SMSR
PIC 3	REV 05	750-003737		PB-4GE-SX
SIB 0	REV 03	710-009184		SIB-M-S
SIB 1	REV 03	710-009184		SIB-M-S
SIB 2	REV 03	710-009184		SIB-M-S
SIB 3	REV 03	710-009184		SIB-M-S
Fan Tray 0				FFANTRAY-M320-S
Fan Tray 1				FFANTRAY-M320-S
Fan Tray 2				RFANTRAY-M320-S

### show chassis hardware (MX5 Router)

```
user@host> show chassis hardware
Hardware inventory:
```

Item	Version	Part number	Serial number	Description
Chassis			E1368	MX5-T
Midplane	REV 01	711-038215	YF5288	MX5-T
PEM 0	Rev 04	740-028288	VA01215	AC Power Entry Module
PEM 1	Rev 04	740-028288	VA01218	AC Power Entry Module
Routing Engine		BUILTIN	BUILTIN	Routing Engine
TFEB 0		BUILTIN	BUILTIN	Forwarding Engine
Processor				
QXM 0	REV 05	711-028408	ZA9136	MPC QXM
FPC 0		BUILTIN	BUILTIN	MPC BUILTIN
MIC 0		BUILTIN	BUILTIN	4x 10GE XFP
PIC 0		BUILTIN	BUILTIN	4x 10GE XFP
FPC 1		BUILTIN	BUILTIN	MPC BUILTIN
MIC 0	REV 24	750-028392	YX9820	3D 20x 1GE(LAN) SFP
PIC 0		BUILTIN	BUILTIN	10x 1GE(LAN) SFP
Xcvr 0	REV 01	740-031851	AM1045SUAQ3	SFP-SX
Xcvr 1	REV 01	740-031851	AM1045SUAPA	SFP-SX
Xcvr 2	REV 01	740-031851	AM1045SUAN7	SFP-SX
Xcvr 3	REV 01	740-031851	AM1045SU91Q	SFP-SX
Xcvr 4	REV 01	740-031851	AM1045SUDDR	SFP-SX
Xcvr 9	REV 01	740-011613	AM0848SB6A1	SFP-SX
PIC 1		BUILTIN	BUILTIN	10x 1GE(LAN) SFP
Xcvr 0	REV 01	740-031851	AM1045SUANO	SFP-SX
Xcvr 1	REV 01	740-011613	AS0812S0719	SFP-SX
Xcvr 2	REV 01	740-011613	AM0821SA121	SFP-SX
Xcvr 3	REV 01	740-011613	PF21K21	SFP-SX
Xcvr 4	REV 01	740-011613	AM0848SB69Z	SFP-SX
Xcvr 5	REV 01	740-011782	P9POXV3	SFP-SX
Xcvr 6	REV 01	740-011613	AM0812S8WJN	SFP-SX
Xcvr 7	REV 01	740-011613	PAM3G9Q	SFP-SX
Xcvr 8	REV 01	740-011613	AM0848SB4A6	SFP-SX
Xcvr 9	REV 01	740-011782	P9MOU37	SFP-SX
MIC 1	REV 20	750-028380	ZG2657	3D 2x 10GE XFP
PIC 2		BUILTIN	BUILTIN	1x 10GE XFP
PIC 3		BUILTIN	BUILTIN	1x 10GE XFP
Fan Tray				Fan Tray

### show chassis hardware (MX10 Router)

```
user@host> show chassis hardware
Hardware inventory:
```

Item	Version	Part number	Serial number	Description
Chassis			E1372	MX10-T

Midplane	REV 01	711-038211	YF5285	MX10-T
PEM 0	Rev 04	740-028288	VB01678	AC Power Entry Module
Routing Engine		BUILTIN	BUILTIN	Routing Engine
TFEB 0		BUILTIN	BUILTIN	Forwarding Engine
Processor				
QXM 0	REV 05	711-028408	ZA9053	MPC QXM
FPC 0		BUILTIN	BUILTIN	MPC BUILTIN
MIC 0		BUILTIN	BUILTIN	4x 10GE XFP
PIC 0		BUILTIN	BUILTIN	4x 10GE XFP
FPC 1		BUILTIN	BUILTIN	MPC BUILTIN
MIC 0	REV 24	750-028392	YX9436	3D 20x 1GE(LAN) SFP
PIC 0		BUILTIN	BUILTIN	10x 1GE(LAN) SFP
Xcvr 0	REV 01	740-031851	AM1107SUFQW	SFP-SX
PIC 1		BUILTIN	BUILTIN	10x 1GE(LAN) SFP
Fan Tray				Fan Tray

## show chassis hardware (MX40 Router)

user@host&gt; show chassis hardware

Hardware inventory:

Item	Version	Part number	Serial number	Description
Chassis			E1367	MX40-T
Midplane	REV 01	711-038211	YF5284	MX40-T
PEM 0	Rev 04	740-028288	VB01680	AC Power Entry Module
PEM 1	Rev 04	740-028288	VB01700	AC Power Entry Module
Routing Engine		BUILTIN	BUILTIN	Routing Engine
TFEB 0		BUILTIN	BUILTIN	Forwarding Engine
Processor				
QXM 0	REV 05	711-028408	ZA9048	MPC QXM
FPC 0		BUILTIN	BUILTIN	MPC BUILTIN
MIC 0		BUILTIN	BUILTIN	4x 10GE XFP
PIC 0		BUILTIN	BUILTIN	4x 10GE XFP
Xcvr 0	REV 01	740-014279	M7067UPP	XFP-10G-LR
Xcvr 1		NON-JNPR	K9J02UN	XFP-10G-LR
FPC 1		BUILTIN	BUILTIN	MPC BUILTIN
MIC 0	REV 24	750-028392	YX3504	3D 20x 1GE(LAN) SFP
PIC 0		BUILTIN	BUILTIN	10x 1GE(LAN) SFP
Xcvr 0	REV 01	740-011613	AM0812S8WTE	SFP-SX
Xcvr 1	REV 01	740-011613	PFA6KV2	SFP-SX
Xcvr 2	REV 01	740-031851	AM1045SUDDM	SFP-SX
Xcvr 3	REV 01	740-011613	PD63C7M	SFP-SX
Xcvr 4	REV 01	740-011613	PD63DJY	SFP-SX
Xcvr 5	REV 02	740-011613	AA0950STLL9	SFP-SX
Xcvr 6	REV 01	740-011782	PAR1YHC	SFP-SX
Xcvr 7	REV 01	740-011782	P9POXXL	SFP-SX
Xcvr 8	REV 01	740-011613	PD63D95	SFP-SX
Xcvr 9	REV 01	740-031851	AM1045SU9B8	SFP-SX
PIC 1		BUILTIN	BUILTIN	10x 1GE(LAN) SFP
Xcvr 0	REV 01	740-011613	PF21L3Z	SFP-SX
Xcvr 1	REV 01	740-031851	AM1045SU7M9	SFP-SX
Xcvr 2	REV 01	740-031851	AM1045SUAPT	SFP-SX
Xcvr 3	REV 01	740-011613	PFF2BZH	SFP-SX
Xcvr 4	REV 01	740-031851	AM1045SUDDN	SFP-SX
Xcvr 5	REV 01	740-031851	AM1039S00ZR	SFP-SX
Xcvr 6	REV 01	740-031851	AM1045SUD6Y	SFP-SX
Xcvr 8	REV 01	740-011613	PFM1QBS	SFP-SX
Xcvr 9	REV 01	740-011613	PFF2E25	SFP-SX
MIC 1	REV 01	750-021130	KG4391	3D 2x 10GE XFP
PIC 2		BUILTIN	BUILTIN	1x 10GE XFP
Xcvr 0	REV 01	740-011571	C645XJ04G	XFP-10G-SR
PIC 3		BUILTIN	BUILTIN	1x 10GE XFP

```

Xcvr 0          NON-JNPR    CA49BK0AE      XFP-10G-SR
Fan Tray

```

### show chassis hardware (Fixed MX80 Router)

```

user@host> show chassis hardware
Hardware inventory:
Item          Version  Part number  Serial number  Description
Chassis
Midplane      REV 01    711-031603   KF9250         MX80-48T
Routing Engine
FEB 0         BUILTIN  BUILTIN      BUILTIN        Forwarding Engine Board
FPC 0         BUILTIN  BUILTIN      BUILTIN        MPC BUILTIN
  MIC 0        BUILTIN  BUILTIN      BUILTIN        4x 10GE XFP
    PIC 0       BUILTIN  BUILTIN      BUILTIN        4x 10GE XFP
      Xcvr 0     NON-JNPR  M6439D41     XFP-10G-LR
      Xcvr 1     REV 01    740-014279   6XE931N00202  XFP-10G-LR
      Xcvr 2     REV 01    740-014289   C715XU05F     XFP-10G-SR
      Xcvr 3     REV 01    740-014289   C650XU0EP     XFP-10G-SR
FPC 1         BUILTIN  BUILTIN      BUILTIN        MPC BUILTIN
  MIC 0        REV 01    711-029399   JR6981         12x 1GE(LAN) RJ45
    PIC 0       BUILTIN  BUILTIN      BUILTIN        12x 1GE(LAN) RJ45
    PIC 1       BUILTIN  BUILTIN      BUILTIN        12x 1GE(LAN) RJ45
  MIC 1        REV 01    BUILTIN      BUILTIN        12x 1GE(LAN) RJ45
    PIC 2       BUILTIN  BUILTIN      BUILTIN        12x 1GE(LAN) RJ45
    PIC 3       BUILTIN  BUILTIN      BUILTIN        12x 1GE(LAN) RJ45
Fan Tray

```

### show chassis hardware (Modular MX80 Router)

```

user@host> show chassis hardware
Hardware inventory:
Item          Version  Part number  Serial number  Description
Chassis
Midplane      REV 02    711-031594   JR7084         MX80
PEM 0         Rev 01    740-028288   000018         AC Power Entry Module
Routing Engine
FEB 0         BUILTIN  BUILTIN      BUILTIN        Forwarding Engine Board

  QXM 0        REV 05    711-028408   JR7041         MPC QXM
FPC 0         BUILTIN  BUILTIN      BUILTIN        MPC BUILTIN
  MIC 0        BUILTIN  BUILTIN      BUILTIN        4x 10GE XFP
    PIC 0       BUILTIN  BUILTIN      BUILTIN        4x 10GE XFP
FPC 1         BUILTIN  BUILTIN      BUILTIN        MPC BUILTIN
  MIC 0        REV 02    750-028380   JR6598         3D 2x 10GE XFP
    PIC 0       BUILTIN  BUILTIN      BUILTIN        1x 10GE XFP
      Xcvr 0     REV 01    740-014289   T07M86365     XFP-10G-SR
      PIC 1       BUILTIN  BUILTIN      BUILTIN        1x 10GE XFP
      Xcvr 0     REV 01    740-014289   T07M71094     XFP-10G-SR
  MIC 1        REV 02    750-028380   JG8548         3D 2x 10GE XFP
    PIC 2       BUILTIN  BUILTIN      BUILTIN        1x 10GE XFP
      Xcvr 0     REV 02    740-014289   T08L86302     XFP-10G-SR
      PIC 3       BUILTIN  BUILTIN      BUILTIN        1x 10GE XFP
      Xcvr 0     REV 02    740-014289   C810XU0BA     XFP-10G-SR
Fan Tray

```

### show chassis hardware (MX150)

```

user@host> show chassis hardware

```

## Hardware inventory:

Item	Version	Part number	Serial number	Description
Chassis			DD2316AF0078	MX150
Midplane	REV 04	650-066113	DD2316AF0078	MX150
Power Supply 0				
Routing Engine 0				RE-VMX
CB 0				VMX SCB
CB 1				VMX SCB
FPC 0				Virtual FPC
CPU	Rev. 1.0	RIOT	BUILTIN	
MIC 0				Virtual
PIC 0		BUILTIN	BUILTIN	Virtual
Xcvr 10	REV 02	740-013111	A331846	SFP-T
Xcvr 11	REV 02	740-013111	C248517	SFP-T
Fan Tray 0				fan-ctrl-0 0, Front to
Back Airflow - AFO				
Fan Tray 1				fan-ctrl-0 1, Front to
Back Airflow - AFO				

## show chassis hardware models (MX150)

user@host&gt; show chassis hardware models

## Hardware inventory:

Item	Version	Part number	Serial number	FRU model number
Midplane	REV 04	650-066113	DD2316AF0163	MX150
Fan Tray 0				Assy,Sub,Fan
Tray,AFO,Opus-AFO				
Fan Tray 1				Assy,Sub,Fan
Tray,AFO,Opus-AFO				

## show chassis hardware (MX104 Router)

user@host&gt; show chassis hardware

## Hardware inventory:

Item	Version	Part number	Serial number	Description
Chassis			G3503	MX104
Midplane	REV 28	750-044219	CAAX5741	MX104
PEM 0	REV 03	740-045933	1H072500016	AC Power Entry Module
PEM 1	REV 03	740-045932	1H073050017	DC Power Entry Module
Routing Engine 0	REV 20	750-044228	CAAY7935	RE-MX-104
Routing Engine 1	REV 13	750-044228	CAAM6380	RE-MX-104
AFEB 0		BUILTIN	BUILTIN	Forwarding Engine
Processor				
FPC 0		BUILTIN	BUILTIN	MPC BUILTIN
FPC 1		BUILTIN	BUILTIN	MPC BUILTIN
MIC 0	REV 15	750-036132	CAAF7948	2x0C12/8x0C3 CC-CE
PIC 0		BUILTIN	BUILTIN	2x0C12/8x0C3 CC-CE
Xcvr 0	REV 01	740-011615	PCQ0U2J	SFP-IR
Xcvr 1	REV 01	740-016068	PJL7A6G	SFP-SR
Xcvr 2	REV 01	740-016068	PJL7A5J	SFP-SR
Xcvr 3	REV 01	740-016065	PJN5HPZ	SFP-SR
Xcvr 4	REV 01	740-029122	PKB38TL	SFP-LR
Xcvr 5	REV 01	740-011787	P6A107G	SFP-LR
Xcvr 6	REV 01	740-029122	PKB38TR	SFP-LR
Xcvr 7	REV 01	740-011787	PBKONK3	SFP-LR
MIC 1				
FPC 2		BUILTIN	BUILTIN	MPC BUILTIN
MIC 0		BUILTIN	BUILTIN	4x 10GE(LAN) SFP+
PIC 0		BUILTIN	BUILTIN	4x 10GE(LAN) SFP+
Xcvr 0	REV 01	740-031980	B10F00465	SFP+-10G-SR



Xcvr 1	REV 01	740-031980	B10F00461	SFP+-10G-SR
Xcvr 2	REV 01	740-031980	B10G01545	SFP+-10G-SR
Xcvr 3	REV 01	740-031980	B10G01385	SFP+-10G-SR
Fan Tray 0	REV 02	711-049570	CAAX6538	Fan Tray

### show chassis hardware detail (MX104 Router)

```

user@host> show chassis hardware detail
Hardware inventory:
Item          Version  Part number  Serial number  Description
Chassis                               G3503         MX104
Midplane      REV 28   750-044219   CAAX5741      MX104
PEM 0         REV 03   740-045933   1H072500016   AC Power Entry Module
PEM 1         REV 03   740-045932   1H073050017   DC Power Entry Module
Routing Engine 0 REV 20   750-044228   CAAY7935      RE-MX-104
  da0 7836 MB ATP IG eUSB SSD Nand Flash 0
  usb0 (addr 1) EHCI root hub 0 Freescale uhub0
  usb0 (addr 2) USB2513Bi 9491 SMSC uhub1
  usb0 (addr 3) ATP IG eUSB SSD 44801 ATP Electronics umass0
Routing Engine 1 REV 13   750-044228   CAAM6380      RE-MX-104
  da0 7836 MB ATP IG eUSB SSD Nand Flash 0
AFEB 0                               BUILTIN       BUILTIN       Forwarding Engine
Processor
FPC 0                               BUILTIN       BUILTIN       MPC BUILTIN
FPC 1                               BUILTIN       BUILTIN       MPC BUILTIN
  MIC 0 REV 15 750-036132 CAAF7948      2x0C12/8x0C3 CC-CE
  PIC 0                               BUILTIN       BUILTIN       2x0C12/8x0C3 CC-CE
    Xcvr 0 REV 01 740-011615 PCQ0U2J      SFP-IR
    Xcvr 1 REV 01 740-016068 P7L7A6G      SFP-SR
    Xcvr 2 REV 01 740-016068 P7L7A5J      SFP-SR
    Xcvr 3 REV 01 740-016065 P7N5HPZ      SFP-SR
    Xcvr 4 REV 01 740-029122 PKB38TL      SFP-LR
    Xcvr 5 REV 01 740-011787 P6A107G      SFP-LR
    Xcvr 6 REV 01 740-029122 PKB38TR      SFP-LR
    Xcvr 7 REV 01 740-011787 PBKONK3      SFP-LR
  MIC 1
FPC 2                               BUILTIN       BUILTIN       MPC BUILTIN
  MIC 0                               BUILTIN       BUILTIN       4x 10GE(LAN) SFP+
  PIC 0                               BUILTIN       BUILTIN       4x 10GE(LAN) SFP+
    Xcvr 0 REV 01 740-031980 B10F00465     SFP+-10G-SR
    Xcvr 1 REV 01 740-031980 B10F00461     SFP+-10G-SR
    Xcvr 2 REV 01 740-031980 B10G01545     SFP+-10G-SR
    Xcvr 3 REV 01 740-031980 B10G01385     SFP+-10G-SR
Fan Tray 0 REV 02 711-049570 CAAX6538      Fan Tray

```

### show chassis hardware detail (MX480 Packet Transport Router with details of virtual disk size)

```

user@host> show chassis hardware detail
Hardware inventory:
Item          Version  Part number  Serial number  Description
Chassis                               JN122FFD9AFB  MX480
Midplane      REV 05   710-017414   ACRB8882      MX480 Midplane
FPM Board     REV 02   710-017254   CADF7623      Front Panel Display
PEM 0         Rev 07   740-017343   QCS1128A0TY   DC Power Entry Module
PEM 1         Rev 07   740-017343   QCS1128A0JM   DC Power Entry Module
Routing Engine 0 REV 07   750-054758   CADG2028      RE-S-2X00x6
  vtbd0 15361 MB Virtio Block Disk
  vtbd1 15360 MB Virtio Block Disk
  ada0 511 MB QEMU HARDDISK QM00002 Emulated IDE Disk
  usb0 (addr 1) UHCI root HUB 0 Intel uhub0

```

Routing Engine 1	REV 00	750-054758		RE-S-2X00x6
vtbd0	15361 MB			Virtio Block Disk
vtbd1	15360 MB			Virtio Block Disk
ada0	511 MB	QEMU HARDDISK	QM00002	Emulated IDE Disk
usb0 (addr 1)	UHCI root HUB 0		Intel	uhub0
CB 0	REV 01	750-055976	CACS1837	Enhanced MX SCB 2
CB 1	REV 01	750-055976	CADD9894	Enhanced MX SCB 2
Xcvr 1	REV 01	740-031980	AP41KCL	SFP+-10G-SR
FPC 0	REV 09	750-049040	CACX1759	LOAD MPC Type 2
CPU	REV 10	711-035209	CACP9324	HMPC PMB 2G
FPC 4	REV 28	750-037355	CACY8384	MPC4E 3D 2CGE+8XGE
CPU	REV 10	711-035209	CACX0428	HMPC PMB 2G
Fan Tray				Enhanced Left Fan Tray

### show chassis hardware extensive (MX104 Router)

```

user@host> show chassis hardware extensive
Hardware inventory:
Item          Version  Part number  Serial number  Description
Chassis
Jedec Code:   0x7fb0          EEPROM Version: 0x02      MX104
S/N:          750-044219      G3503
Assembly ID:  0x0560          Assembly Version: 00.00
Date:         00-00-0000      Assembly Flags:  0x00
ID: MX104
Board Information Record:
Address 0x00: 00 00 00 00 00 00 00 00 00 00 00 00 00 00 00 00
I2C Hex Data:
Address 0x00: 7f b0 02 ff 05 60 00 00 00 00 00 00 00 00 00 00
Address 0x10: 00 00 00 00 00 00 00 00 00 00 00 00 00 00 00 00
Address 0x20: 47 33 35 30 33 00 00 00 00 00 00 00 00 00 00 00
Address 0x30: 00 00 00 00 00 00 00 00 00 00 00 00 00 00 00 00
Address 0x40: 00 00 00 00 00 00 00 00 00 00 00 00 00 00 00 00
Address 0x50: 00 00 00 00 00 00 00 00 00 00 00 00 00 00 00 00
Address 0x60: 00 00 00 00 00 00 00 00 00 00 00 00 00 00 00 00
Address 0x70: 00 00 00 00 00 00 00 00 00 00 00 00 00 00 00 00
Midplane
Jedec Code:   0x7fb0          EEPROM Version: 0x02      MX104
P/N:         750-044219      S/N:          CAAX5741
Assembly ID:  0x0560          Assembly Version: 01.28
Date:         03-27-2013      Assembly Flags: 0x00
Version:      REV 28          CLEI Code:    PROTOXCLEI
ID: MX104          FRU Model Number: PROTO-ASSEMBLY
Board Information Record:
Address 0x00: ad 01 08 00 b0 a8 6e a7 f8 00 ff ff ff ff ff ff
I2C Hex Data:
Address 0x00: 7f b0 02 ff 05 60 01 1c 52 45 56 20 32 38 00 00
Address 0x10: 00 00 00 00 37 35 30 2d 30 34 34 32 31 39 00 00
Address 0x20: 53 2f 4e 20 43 41 41 58 35 37 34 31 00 1b 03 07
Address 0x30: dd ff ff ff ad 01 08 00 b0 a8 6e a7 f8 00 ff ff
Address 0x40: ff ff ff ff 01 50 52 4f 54 4f 58 43 4c 45 49 50
Address 0x50: 52 4f 54 4f 2d 41 53 53 45 4d 42 4c 59 00 00 00
Address 0x60: 00 00 00 00 00 00 41 30 30 ff ff ff ff ff ff ff
Address 0x70: ff ff ff c2 47 33 35 30 33 00 00 00 00 00 00 00
PEM 0
Jedec Code:   0x7fb0          EEPROM Version: 0x02      AC Power Entry Module
P/N:         740-045933      S/N:          1H072500016
Assembly ID:  0x0475          Assembly Version: 00.03
Date:         12-14-2012      Assembly Flags: 0x00
Version:      REV 03          CLEI Code:    IPUPAJ9KAA
ID: AC Power Entry Module      FRU Model Number: PWR-AMX1100-AC-S

```

```

Board Information Record:
  Address 0x00: ff ff ff ff ff ff ff ff ff ff ff ff 02 02 00 ff
I2C Hex Data:
  Address 0x00: 7f b0 02 ff 04 75 00 03 52 45 56 20 30 33 00 00
  Address 0x10: 00 00 00 00 37 34 30 2d 30 34 35 39 33 33 00 00
  Address 0x20: 31 48 30 37 32 35 30 30 30 31 36 00 00 0e 0c 07
  Address 0x30: dc 30 43 ff ff ff ff ff ff ff ff ff ff ff ff ff
  Address 0x40: 02 02 00 ff 01 49 50 55 50 41 4a 39 4b 41 41 50
  Address 0x50: 57 52 2d 41 4d 58 31 31 30 30 2d 41 43 2d 53 00
  Address 0x60: 00 00 00 00 00 00 41 30 30 ff ff ff ff ff ff ff
  Address 0x70: ff ff ff 70 ff ff ff ff ff ff ff ff ff ff ff ff
PEM 1          REV 03    740-045932    1H073050017    DC Power Entry Module
Jedec Code:    0x7fb0    EEPROM Version:    0x02
P/N:          740-045932    S/N:              1H073050017
Assembly ID:  0x0476    Assembly Version: 00.03
Date:         01-30-2013    Assembly Flags:   0x00
Version:      REV 03    CLEI Code:        IPUPAJ8KAA
ID: DC Power Entry Module    FRU Model Number: PWR-AMX1100-DC-S
Board Information Record:
  Address 0x00: ff ff ff ff ff ff ff ff ff ff ff ff 02 02 00 ff
I2C Hex Data:
  Address 0x00: 7f b0 02 ff 04 76 00 03 52 45 56 20 30 33 00 00
  Address 0x10: 00 00 00 00 37 34 30 2d 30 34 35 39 33 32 00 00
  Address 0x20: 31 48 30 37 33 30 35 30 30 31 37 00 00 1e 01 07
  Address 0x30: dd 30 44 ff ff ff ff ff ff ff ff ff ff ff ff ff
  Address 0x40: 02 02 00 ff 01 49 50 55 50 41 4a 38 4b 41 41 50
  Address 0x50: 57 52 2d 41 4d 58 31 31 30 30 2d 44 43 2d 53 00
  Address 0x60: 00 00 00 00 00 00 41 30 30 ff ff ff ff ff ff ff
  Address 0x70: ff ff ff 72 ff ff ff ff ff ff ff ff ff ff ff ff
Routing Engine 0 REV 20    750-044228    CAAY7935    RE-MX-104
Jedec Code:    0x7fb0    EEPROM Version:    0x02
P/N:          750-044228    S/N:              CAAY7935
Assembly ID:  0x0b81    Assembly Version: 01.20
Date:         03-18-2013    Assembly Flags:   0x00
Version:      REV 20    CLEI Code:        PROTOXCLEI
ID: RE-MX-104    FRU Model Number: PROTO-ASSEMBLY
Board Information Record:
  Address 0x00: ad 01 00 08 b0 a8 6e a6 fc 10 ff ff ff ff ff ff
I2C Hex Data:
  Address 0x00: 7f b0 02 fe 0b 81 01 14 52 45 56 20 32 30 00 00
  Address 0x10: 00 00 00 00 37 35 30 2d 30 34 34 32 32 38 00 00
  Address 0x20: 53 2f 4e 20 43 41 41 59 37 39 33 35 00 12 03 07
  Address 0x30: dd ff ff ff ad 01 00 08 b0 a8 6e a6 fc 10 ff ff
  Address 0x40: ff ff ff ff 01 50 52 4f 54 4f 58 43 4c 45 49 50
  Address 0x50: 52 4f 54 4f 2d 41 53 53 45 4d 42 4c 59 00 00 00
  Address 0x60: 00 00 00 00 00 00 41 30 30 ff ff ff ff ff ff ff
  Address 0x70: ff ff ff c2 ff ff ff ff ff ff ff ff ff ff ff ff
da0    7836 MB ATP IG eUSB SSD    Nand Flash 0
usb0 (addr 1) EHCI root hub 0    Freescale    uhub0
usb0 (addr 2) USB2513Bi 9491    SMSC    uhub1
usb0 (addr 3) ATP IG eUSB SSD 44801 ATP Electronics    umass0
Routing Engine 1 REV 13    750-044228    CAAM6380    RE-MX-104
Jedec Code:    0x7fb0    EEPROM Version:    0x02
P/N:          750-044228    S/N:              CAAM6380
Assembly ID:  0x0b81    Assembly Version: 01.13
Date:         09-17-2012    Assembly Flags:   0x00
Version:      REV 13    CLEI Code:        PROTOXCLEI
ID: RE-MX-104    FRU Model Number: PROTO-ASSEMBLY
Board Information Record:
  Address 0x00: ad 01 00 08 64 87 88 27 08 18 ff ff ff ff ff ff
I2C Hex Data:

```

```

Address 0x00: 7f b0 02 fe 0b 81 01 0d 52 45 56 20 31 33 00 00
Address 0x10: 00 00 00 00 37 35 30 2d 30 34 34 32 32 38 00 00
Address 0x20: 53 2f 4e 20 43 41 41 4d 36 33 38 30 00 11 09 07
Address 0x30: dc ff ff ff ad 01 00 08 64 87 88 27 08 18 ff ff
Address 0x40: ff ff ff ff 01 50 52 4f 54 4f 58 43 4c 45 49 50
Address 0x50: 52 4f 54 4f 2d 41 53 53 45 4d 42 4c 59 00 00 00
Address 0x60: 00 00 00 00 00 00 41 30 30 ff ff ff ff ff ff ff
Address 0x70: ff ff ff c2 ff ff ff ff ff ff ff ff ff ff ff ff
da0      7836 MB  ATP IG  eUSB SSD          Nand Flash 0
AFEB 0                BUILTIN          BUILTIN          Forwarding Engine
Processor
FPC 0                BUILTIN          BUILTIN          MPC BUILTIN
FPC 1                BUILTIN          BUILTIN          MPC BUILTIN
MIC 0              REV 15    750-036132    CAAF7948          2xOC12/8xOC3 CC-CE
Jedec Code: 0x7fb0          EEPROM Version: 0x02
P/N:      750-036132        S/N:      CAAF7948
Assembly ID: 0x0a1a        Assembly Version: 01.15
Date:      07-03-2012      Assembly Flags: 0x00
Version:    REV 15        CLEI Code: IP9IAM2DAA
ID: 2xOC12/8xOC3 CC-CE    FRU Model Number: MIC-3D-80C3-20C12-ATM
Board Information Record:
Address 0x00: 12 01 05 03 05 ff ff ff ff ff ff ff ff ff ff
I2C Hex Data:
Address 0x00: 7f b0 02 ff 0a 1a 01 0f 52 45 56 20 31 35 00 00
Address 0x10: 00 00 00 00 37 35 30 2d 30 33 36 31 33 32 00 00
Address 0x20: 53 2f 4e 20 43 41 41 46 37 39 34 38 00 03 07 07
Address 0x30: dc ff ff ff 12 01 05 03 05 ff ff ff ff ff ff ff
Address 0x40: ff ff ff ff 01 49 50 39 49 41 4d 32 44 41 41 4d
Address 0x50: 49 43 2d 33 44 2d 38 4f 43 33 2d 32 4f 43 31 32
Address 0x60: 2d 41 54 4d 00 00 41 00 00 ff ff ff ff ff ff ff
Address 0x70: ff ff ff e3 c0 02 a3 9c 00 00 00 00 0a 60 00 00
PIC 0                BUILTIN          BUILTIN          2xOC12/8xOC3 CC-CE
Xcvr 0      REV 01    740-011615    PCQOU2J          SFP-IR
Xcvr 1      REV 01    740-016068    PJL7A6G          SFP-SR
Xcvr 2      REV 01    740-016068    PJL7A5J          SFP-SR
Xcvr 3      REV 01    740-016065    PJN5HPZ          SFP-SR
Xcvr 4      REV 01    740-029122    PKB38TL          SFP-LR
Xcvr 5      REV 01    740-011787    P6A107G          SFP-LR
Xcvr 6      REV 01    740-029122    PKB38TR          SFP-LR
Xcvr 7      REV 01    740-011787    PBKONK3          SFP-LR
MIC 1
FPC 2                BUILTIN          BUILTIN          MPC BUILTIN
MIC 0                BUILTIN          BUILTIN          4x 10GE(LAN) SFP+
Jedec Code: 0x0000          EEPROM Version: 0x00
P/N:      BUILTIN          S/N:      BUILTIN
Assembly ID: 0x0a60        Assembly Version: 00.00
Date:      00-00-0000      Assembly Flags: 0x00
ID: 4x 10GE(LAN) SFP+
Board Information Record:
Address 0x00: 00 00 00 00 00 00 00 00 00 00 00 00 00 00 00 00
I2C Hex Data:
Address 0x00: 00 00 00 00 0a 60 00 00 00 00 00 00 00 00 00 00
Address 0x10: 00 00 00 00 42 55 49 4c 54 49 4e 00 4d 58 43 00
Address 0x20: 42 55 49 4c 54 49 4e 00 4d 58 43 00 00 00 00 00
Address 0x30: 00 00 00 00 00 00 00 00 00 00 00 00 00 00 00 00
Address 0x40: 00 00 00 00 00 00 00 00 00 00 00 00 00 00 00 00
Address 0x50: 00 00 00 00 00 00 00 00 00 00 00 00 00 00 00 00
Address 0x60: 00 00 00 00 00 00 00 00 00 00 00 00 00 00 00 00
Address 0x70: 00 00 00 00 c0 02 a5 04 7f b0 02 ff 0a 1a 01 0f
PIC 0                BUILTIN          BUILTIN          4x 10GE(LAN) SFP+
Xcvr 0      REV 01    740-031980    B10F00465        SFP+-10G-SR

```

```

Xcvr 1      REV 01  740-031980  B10F00461      SFP+-10G-SR
Xcvr 2      REV 01  740-031980  B10G01545      SFP+-10G-SR
Xcvr 3      REV 01  740-031980  B10G01385      SFP+-10G-SR
Fan Tray 0   REV 02  711-049570  CAAX6538       Fan Tray
Jedec Code: 0x7fb0      EEPROM Version: 0x02
P/N:        711-049570  S/N:          CAAX6538
Assembly ID: 0x0b82     Assembly Version: 01.02
Date:       03-01-2013  Assembly Flags: 0x00
Version:    REV 02     CLEI Code:    PROTOXCLEI
ID: Fan Tray          FRU Model Number: PROTO-ASSEMBLY
Board Information Record:
Address 0x00: ff ff ff ff ff ff ff ff ff ff ff ff ff ff ff
I2C Hex Data:
Address 0x00: 7f b0 02 ff 0b 82 01 02 52 45 56 20 30 32 00 00
Address 0x10: 00 00 00 00 37 31 31 2d 30 34 39 35 37 30 00 00
Address 0x20: 53 2f 4e 20 43 41 41 58 36 35 33 38 00 01 03 07
Address 0x30: dd ff ff ff ff ff ff ff ff ff ff ff ff ff ff
Address 0x40: ff ff ff ff 01 50 52 4f 54 4f 58 43 4c 45 49 50
Address 0x50: 52 4f 54 4f 2d 41 53 53 45 4d 42 4c 59 00 00 00
Address 0x60: 00 00 00 00 00 00 41 30 30 ff ff ff ff ff ff ff
Address 0x70: ff ff ff c2 ff ff ff ff ff ff ff ff ff ff ff ff

```

#### show chassis hardware extensive (PTX10008 Router)

```

user@host> show chassis hardware extensive
Hardware inventory:
Item              Version  Part number  Serial number  Description
Chassis                               DE487        JNP10008 [PTX10008 -
PILOT BUILD V1.1]
Jedec Code: 0x7fb0      EEPROM Version: 0x02
                               S/N:          DE487
Assembly ID: 0x0566     Assembly Version: 01.27
Date:       08-08-2016  Assembly Flags: 0x00
                               CLEI Code:    CMMUM00ARA
ID: JNP10008          FRU Model Number: QFX10008-CHAS
Board Information Record:
Address 0x00: ad 01 08 00 30 b6 4f e9 74 c4 ff ff ff ff ff ff
I2C Hex Data:
Address 0x00: 7f b0 02 ff 05 66 01 1b 00 45 56 20 32 37 00 00
Address 0x10: 00 00 00 00 00 35 30 2d 30 35 34 30 39 37 00 00
Address 0x20: 44 45 34 38 37 00 00 00 00 00 00 00 08 08 07
Address 0x30: e0 ff ff ff ad 01 08 00 30 b6 4f e9 74 c4 ff ff
Address 0x40: ff ff ff ff 01 43 4d 4d 55 4d 30 30 41 52 41 51
Address 0x50: 46 58 31 30 30 30 38 2d 43 48 41 53 00 00 00 00
Address 0x60: 00 00 00 00 00 00 41 44 00 ff ff ff ff ff ff ff
Address 0x70: ff ff ff 63 44 45 34 38 37 00 00 00 00 00 00 00
Midplane          REV 27  750-054097  ACPD4307      Midplane 8
Jedec Code: 0x7fb0      EEPROM Version: 0x02
P/N:        750-054097  S/N:          ACPD4307
Assembly ID: 0x0be3     Assembly Version: 01.27
Date:       08-08-2016  Assembly Flags: 0x00
Version:    REV 27     CLEI Code:    CMMUM00ARA
ID: QFX10008 Midplane  FRU Model Number: QFX10008-CHAS
Board Information Record:
Address 0x00: ad 01 08 00 30 b6 4f e9 74 c4 ff ff ff ff ff ff
I2C Hex Data:
Address 0x00: 7f b0 02 ff 0b e3 01 1b 52 45 56 20 32 37 00 00
Address 0x10: 00 00 00 00 37 35 30 2d 30 35 34 30 39 37 00 00
Address 0x20: 53 2f 4e 20 41 43 50 44 34 33 30 37 00 08 08 07
Address 0x30: e0 ff ff ff ad 01 08 00 30 b6 4f e9 74 c4 ff ff
Address 0x40: ff ff ff ff 01 43 4d 4d 55 4d 30 30 41 52 41 51

```

```

Address 0x50: 46 58 31 30 30 30 38 2d 43 48 41 53 00 00 00 00
Address 0x60: 00 00 00 00 00 00 41 44 00 ff ff ff ff ff ff
Address 0x70: ff ff ff 63 44 45 34 38 37 00 00 00 00 00 00 00
Routing Engine 0          BUILTIN          BUILTIN          RE-PTX-2X00x4
vtbd0 15360 MB
vtbd1 15360 MB
ada0 128 MB QEMU          QM00002          Virtio Block Disk
usb0 (addr 0.1) EHCI root HUB 0          Intel          uhub0
usb1 (addr 0.2) product 0x0020 32          vendor 0x8087          uhub1
Routing Engine 1          BUILTIN          BUILTIN          RE-PTX-2X00x4
vtbd0 15360 MB
vtbd1 15360 MB
ada0 128 MB QEMU          QM00002          Virtio Block Disk
usb0 (addr 0.1) EHCI root HUB 0          Intel          uhub0
usb1 (addr 0.2) product 0x0020 32          vendor 0x8087          uhub1
CB 0          REV 02 750-068820 ACNZ4440          Control Board
Jedec Code: 0x7fb0          EEPROM Version: 0x02
P/N: 750-068820          S/N: ACNZ4440
Assembly ID: 0x0b9d          Assembly Version: 01.02
Date: 06-13-2016          Assembly Flags: 0x00
Version: REV 02          CLEI Code: CMUCAH3CTB
ID: Control Board          FRU Model Number: QFX10000-RE
Board Information Record:
Address 0x00: ad 01 00 10 84 c1 c1 54 10 be ff ff ff ff ff ff
I2C Hex Data:
Address 0x00: 7f b0 02 ff 0b 9d 01 02 52 45 56 20 30 32 00 00
Address 0x10: 00 00 00 00 37 35 30 2d 30 36 38 38 32 30 00 00
Address 0x20: 53 2f 4e 20 41 43 4e 5a 34 34 34 30 00 0d 06 07
Address 0x30: e0 ff ff ff ad 01 00 10 84 c1 c1 54 10 be ff ff
Address 0x40: ff ff ff ff 01 43 4d 55 43 41 48 33 43 54 42 51
Address 0x50: 46 58 31 30 30 30 30 2d 52 45 00 00 00 00 00 00
Address 0x60: 00 00 00 00 00 00 42 41 00 ff ff ff ff ff ff ff
Address 0x70: ff ff ff db ff ff ff ff ff ff ff ff ff ff ff ff
CB 1          REV 02 750-068820 ACNZ8284          Control Board
Jedec Code: 0x7fb0          EEPROM Version: 0x02
P/N: 750-068820          S/N: ACNZ8284
Assembly ID: 0x0b9d          Assembly Version: 01.02
Date: 06-27-2016          Assembly Flags: 0x00
Version: REV 02          CLEI Code: CMUCAH3CTB
ID: Control Board          FRU Model Number: QFX10000-RE
Board Information Record:
Address 0x00: ad 01 00 10 84 c1 c1 e5 b1 46 ff ff ff ff ff ff
I2C Hex Data:
Address 0x00: 7f b0 02 ff 0b 9d 01 02 52 45 56 20 30 32 00 00
Address 0x10: 00 00 00 00 37 35 30 2d 30 36 38 38 32 30 00 00
Address 0x20: 53 2f 4e 20 41 43 4e 5a 38 32 38 34 00 1b 06 07
Address 0x30: e0 ff ff ff ad 01 00 10 84 c1 c1 e5 b1 46 ff ff
Address 0x40: ff ff ff ff 01 43 4d 55 43 41 48 33 43 54 42 51
Address 0x50: 46 58 31 30 30 30 30 2d 52 45 00 00 00 00 00 00
Address 0x60: 00 00 00 00 00 00 42 41 00 ff ff ff ff ff ff ff
Address 0x70: ff ff ff db ff ff ff ff ff ff ff ff ff ff ff ff
FPC 0          REV 36 750-051354 ACNP4679          LC1102 - 12C / 36Q /
144X
Jedec Code: 0x7fb0          EEPROM Version: 0x02
P/N: 750-051354          S/N: ACNP4679
Assembly ID: 0x0be7          Assembly Version: 01.36
Date: 11-11-2016          Assembly Flags: 0x00
Version: REV 36          CLEI Code: CMUIAM9BAA
ID: ULC-36Q-12Q28          FRU Model Number: QFX10000-36Q
Board Information Record:
Address 0x00: ff ff ff ff ff ff ff ff ff ff ff ff ff ff ff ff

```

## I2C Hex Data:

```

Address 0x00: 7f b0 02 ff 0b e7 01 24 52 45 56 20 33 36 00 00
Address 0x10: 00 00 00 00 37 35 30 2d 30 35 31 33 35 34 00 00
Address 0x20: 53 2f 4e 20 41 43 4e 50 34 36 37 39 00 0b 0b 07
Address 0x30: e0 ff ff ff ff ff ff ff ff ff ff ff ff ff ff
Address 0x40: ff ff ff ff 01 43 4d 55 49 41 4d 39 42 41 41 51
Address 0x50: 46 58 31 30 30 30 30 2d 33 36 51 00 00 00 00 00
Address 0x60: 00 00 00 00 00 00 42 45 00 ff ff ff ff ff ff ff
Address 0x70: ff ff ff fe ff ff ff ff ff ff ff ff ff ff ff ff
CPU          BUILTIN      BUILTIN      FPC CPU

```

```

Jedec Code: 0x7fb0      EEPROM Version: 0x02
P/N:        BUILTIN    S/N:        BUILTIN
Assembly ID: 0xf020    Assembly Version: 02.17
Date:       04-19-2012 Assembly Flags: 0x00

```

## Board Information Record:

```
Address 0x00: ad 01 01 04 ac 4b c8 1d f7 b6 ff ff ff ff ff ff
```

## I2C Hex Data:

```

Address 0x00: 7f b0 02 ff f0 20 02 11 00 e0 3c fa 09 00 70 87
Address 0x10: 09 38 bb ff 42 55 49 4c 54 49 4e 00 00 e0 3c fa
Address 0x20: 42 55 49 4c 54 49 4e 00 42 55 49 4c 00 13 04 07
Address 0x30: dc ff ff ff ad 01 01 04 ac 4b c8 1d f7 b6 ff ff
Address 0x40: ff ff ff ff 00 00 00 00 00 00 00 00 00 00 00 00
Address 0x50: 00 00 00 00 00 00 00 00 00 00 00 00 00 00 00 00
Address 0x60: 00 00 00 00 00 00 45 00 00 ff ff ff ff ff ff ff
Address 0x70: ff ff ff f3 50 36 36 36 36 00 00 00 00 00 00 00
PIC 0          BUILTIN      BUILTIN      12x100GE/36x40GE/144x10GE

```

```

Jedec Code: 0x7fb0      EEPROM Version: 0x02
P/N:        BUILTIN    S/N:        BUILTIN
Assembly ID: 0xf050    Assembly Version: 02.17
Date:       04-19-2012 Assembly Flags: 0x00

```

## Board Information Record:

```
Address 0x00: ad 01 01 04 ac 4b c8 1d f7 b6 ff ff ff ff ff ff
```

## I2C Hex Data:

```

Address 0x00: 7f b0 02 ff f0 50 02 11 00 00 00 00 07 0a 20 45
Address 0x10: 6c 61 70 73 42 55 49 4c 54 49 4e 00 25 73 3a 20
Address 0x20: 42 55 49 4c 54 49 4e 00 25 73 3a 20 00 13 04 07
Address 0x30: dc ff ff ff ad 01 01 04 ac 4b c8 1d f7 b6 ff ff
Address 0x40: ff ff ff ff 01 00 00 00 00 00 00 00 00 00 00 00
Address 0x50: 00 00 00 00 00 00 00 00 00 00 00 00 00 00 00 00
Address 0x60: 00 00 00 00 00 00 45 00 00 ff ff ff ff ff ff ff
Address 0x70: ff ff ff f3 55 55 55 55 55 55 55 55 55 55 55 55
Xcvr 1      REV 01      740-058734      1ECQ113834D      QSFP-100GBASE-SR4
Xcvr 5      REV 01      740-058734      1ECQ1137067      QSFP-100GBASE-SR4
Xcvr 6      REV 01      740-054053      QF3205SD         QSFP+-4X10G-SR
Xcvr 7      REV 01      740-058734      1ECQ11381MP      QSFP-100GBASE-SR4
Xcvr 11     REV 01      740-061405      1ACQ110507K      QSFP-100GBASE-SR4
Xcvr 13     REV 01      740-058734      1ECQ11390ZB      QSFP-100GBASE-SR4
Xcvr 17     REV 01      740-058734      1ECQ11381M1      QSFP-100GBASE-SR4
Xcvr 19     REV 01      740-058734      1ECQ11381JS      QSFP-100GBASE-SR4
Xcvr 23     REV 01      740-058734      1ACQ112000E      QSFP-100GBASE-SR4
Xcvr 25     REV 01      740-058734      1ECQ11381NT      QSFP-100GBASE-SR4
Xcvr 28     REV 01      740-054053      QG1502WV         QSFP+-4X10G-SR
Xcvr 29     REV 01      740-058734      1ACQ112000D      QSFP-100GBASE-SR4
Xcvr 33     REV 01      740-058734      1ACQ1134065      QSFP-100GBASE-SR4
Xcvr 34     REV 01      740-067442      XV20L4L          QSFP+-40G-SR4
FPC 1      REV 33      750-051354      ACNX8831         LC1102 - 12C / 36Q /
144X

```

```

Jedec Code: 0x7fb0      EEPROM Version: 0x02
P/N:        750-051354  S/N:        ACNX8831
Assembly ID: 0x0be7    Assembly Version: 01.33

```

Date: 06-03-2016 Assembly Flags: 0x00  
 Version: REV 33 CLEI Code: CMUIAM9BAA  
 ID: ULC-36Q-12Q28 FRU Model Number: QFX10000-36Q

## Board Information Record:

Address 0x00: ff ff ff ff ff ff ff ff ff ff ff ff ff ff ff ff

## I2C Hex Data:

Address 0x00: 7f b0 02 ff 0b e7 01 21 52 45 56 20 33 33 00 00  
 Address 0x10: 00 00 00 00 37 35 30 2d 30 35 31 33 35 34 00 00  
 Address 0x20: 53 2f 4e 20 41 43 4e 58 38 38 33 31 00 03 06 07  
 Address 0x30: e0 ff ff ff ff ff ff ff ff ff ff ff ff ff ff  
 Address 0x40: ff ff ff ff 01 43 4d 55 49 41 4d 39 42 41 41 51  
 Address 0x50: 46 58 31 30 30 30 30 2d 33 36 51 00 00 00 00 00  
 Address 0x60: 00 00 00 00 00 00 42 42 00 ff ff ff ff ff ff  
 Address 0x70: ff ff ff fb ff ff ff ff ff ff ff ff ff ff ff  
 CPU BUILTIN BUILTIN FPC CPU

Jedec Code: 0x7fb0 EEPROM Version: 0x02  
 P/N: BUILTIN S/N: BUILTIN  
 Assembly ID: 0xf020 Assembly Version: 02.17  
 Date: 04-19-2012 Assembly Flags: 0x00

## Board Information Record:

Address 0x00: ad 01 01 04 ac 4b c8 1d f7 b6 ff ff ff ff ff ff

## I2C Hex Data:

Address 0x00: 7f b0 02 ff f0 20 02 11 00 20 3e fa 09 00 10 8a  
 Address 0x10: 09 38 bb ff 42 55 49 4c 54 49 4e 00 00 20 3e fa  
 Address 0x20: 42 55 49 4c 54 49 4e 00 42 55 49 4c 00 13 04 07  
 Address 0x30: dc ff ff ff ad 01 01 04 ac 4b c8 1d f7 b6 ff ff  
 Address 0x40: ff ff ff ff 00 00 00 00 00 00 00 00 00 00 00 00  
 Address 0x50: 00 00 00 00 00 00 00 00 00 00 00 00 00 00 00  
 Address 0x60: 00 00 00 00 00 00 45 00 00 ff ff ff ff ff ff  
 Address 0x70: ff ff ff f3 50 36 36 36 36 00 00 00 00 00 00 00  
 PIC 0 BUILTIN BUILTIN 12x100GE/36x40GE/144x10GE

Jedec Code: 0x7fb0 EEPROM Version: 0x02  
 P/N: BUILTIN S/N: BUILTIN  
 Assembly ID: 0xf050 Assembly Version: 02.17  
 Date: 04-19-2012 Assembly Flags: 0x00

## Board Information Record:

Address 0x00: ad 01 01 04 ac 4b c8 1d f7 b6 ff ff ff ff ff ff

## I2C Hex Data:

Address 0x00: 7f b0 02 ff f0 50 02 11 00 00 00 00 07 0a 20 45  
 Address 0x10: 6c 61 70 73 42 55 49 4c 54 49 4e 00 25 73 3a 20  
 Address 0x20: 42 55 49 4c 54 49 4e 00 25 73 3a 20 00 13 04 07  
 Address 0x30: dc ff ff ff ad 01 01 04 ac 4b c8 1d f7 b6 ff ff  
 Address 0x40: ff ff ff ff 01 00 00 00 00 00 00 00 00 00 00 00  
 Address 0x50: 00 00 00 00 00 00 00 00 00 00 00 00 00 00 00  
 Address 0x60: 00 00 00 00 00 00 45 00 00 ff ff ff ff ff ff  
 Address 0x70: ff ff ff f3 55 55 55 55 55 55 55 55 55 55 55  
 Xcvr 5 NON-JNPR 37700171YY0084 QSFP-100GBASE-LR4  
 Xcvr 25 NON-JNPR GDA2017459 QSFP-100GBASE-LR4  
 Xcvr 29 NON-JNPR GDF2008750 QSFP-100GBASE-LR4  
 FPC 2 REV 32 750-051357 ACPB0341 LC1101 - 30C / 30Q / 96X

Jedec Code: 0x7fb0 EEPROM Version: 0x02  
 P/N: 750-051357 S/N: ACPB0341  
 Assembly ID: 0x0be8 Assembly Version: 01.32  
 Date: 06-04-2016 Assembly Flags: 0x00  
 Version: REV 32 CLEI Code: CMUIANABAA  
 ID: ULC-30Q28 FRU Model Number: QFX10000-30C

## Board Information Record:

Address 0x00: ff ff ff ff ff ff ff ff ff ff ff ff ff ff ff ff

## I2C Hex Data:



```

Address 0x00: 7f b0 02 ff 0b e8 01 20 52 45 56 20 33 32 00 00
Address 0x10: 00 00 00 00 37 35 30 2d 30 35 31 33 35 37 00 00
Address 0x20: 53 2f 4e 20 41 43 50 42 30 33 34 31 00 04 06 07
Address 0x30: e0 ff ff ff ff ff ff ff ff ff ff ff ff ff ff
Address 0x40: ff ff ff ff 01 43 4d 55 49 41 4e 41 42 41 41 51
Address 0x50: 46 58 31 30 30 30 30 2d 33 30 43 00 00 00 00 00
Address 0x60: 00 00 00 00 00 00 41 42 00 ff ff ff ff ff ff ff
Address 0x70: ff ff ff ef ff ff ff ff ff ff ff ff ff ff ff
CPU          BUILTIN      BUILTIN      FPC CPU
Jedec Code:  0x7fb0          EEPROM Version: 0x02
P/N:         BUILTIN        S/N:          BUILTIN
Assembly ID: 0xf020          Assembly Version: 02.17
Date:        04-19-2012      Assembly Flags: 0x00
Board Information Record:
Address 0x00: ad 01 01 04 ac 4b c8 1d f7 b6 ff ff ff ff ff ff
I2C Hex Data:
Address 0x00: 7f b0 02 ff f0 20 02 11 00 00 67 00 0a 00 b0 8c
Address 0x10: 09 38 bb ff 42 55 49 4c 54 49 4e 00 00 00 67 00
Address 0x20: 42 55 49 4c 54 49 4e 00 42 55 49 4c 00 13 04 07
Address 0x30: dc ff ff ff ad 01 01 04 ac 4b c8 1d f7 b6 ff ff
Address 0x40: ff ff ff ff 00 00 00 00 00 00 00 00 00 00 00 00
Address 0x50: 00 00 00 00 00 00 00 00 00 00 00 00 00 00 00 00
Address 0x60: 00 00 00 00 00 00 45 00 00 ff ff ff ff ff ff ff
Address 0x70: ff ff ff f3 50 36 36 36 36 00 00 00 00 00 00 00
PIC 0          BUILTIN      BUILTIN      30x100GE/30x40GE/96x10GE

Jedec Code:  0x7fb0          EEPROM Version: 0x02
P/N:         BUILTIN        S/N:          BUILTIN
Assembly ID: 0xf050          Assembly Version: 02.17
Date:        04-19-2012      Assembly Flags: 0x00
Board Information Record:
Address 0x00: ad 01 01 04 ac 4b c8 1d f7 b6 ff ff ff ff ff ff
I2C Hex Data:
Address 0x00: 7f b0 02 ff f0 50 02 11 00 00 00 00 07 0a 20 45
Address 0x10: 6c 61 70 73 42 55 49 4c 54 49 4e 00 25 73 3a 20
Address 0x20: 42 55 49 4c 54 49 4e 00 25 73 3a 20 00 13 04 07
Address 0x30: dc ff ff ff ad 01 01 04 ac 4b c8 1d f7 b6 ff ff
Address 0x40: ff ff ff ff 01 00 00 00 00 00 00 00 00 00 00 00
Address 0x50: 00 00 00 00 00 00 00 00 00 00 00 00 00 00 00 00
Address 0x60: 00 00 00 00 00 00 45 00 00 ff ff ff ff ff ff ff
Address 0x70: ff ff ff f3 de ad be ef de ad be ef de ad be ef
Xcvr 0          NON-JNPR      37700170YZC305      QSFP-100GBASE-LR4
Xcvr 4          NON-JNPR      37700170YZC306      QSFP-100GBASE-LR4
Xcvr 9          REV 01        740-054053          QF36013S            QSFP+-4X10G-SR
Xcvr 12         REV 01        740-067442          XV301AU             QSFP+-40G-SR4
Xcvr 14         REV 01        740-043308          UWE2CG9             QSFP+-40G-LR4
Xcvr 16         REV 01        740-043308          UWH141S            QSFP+-40G-LR4
Xcvr 17         REV 01        740-058734          1ECQ11180VH         QSFP-100GBASE-SR4
Xcvr 18         REV 01        740-054050          INF AJ0492237        QSFP+-4X10G-LR
Xcvr 26         REV 01        740-058734          1ACQ111803N         QSFP-100GBASE-SR4
Xcvr 27         REV 01        740-058734          1ACQ113405S         QSFP-100GBASE-SR4
FPC 3          REV 35        750-051357          ACPD2186            LC1101 - 30C / 30Q / 96X

Jedec Code:  0x7fb0          EEPROM Version: 0x02
P/N:         750-051357      S/N:          ACPD2186
Assembly ID: 0x0be8          Assembly Version: 01.35
Date:        09-21-2016      Assembly Flags: 0x00
Version:     REV 35          CLEI Code:     CMUIANABAA
ID: ULC-30Q28                FRU Model Number: QFX10000-30C
Board Information Record:
Address 0x00: ff ff ff ff ff ff ff ff ff ff ff ff ff ff ff

```

## I2C Hex Data:

Address 0x00: 7f b0 02 ff 0b e8 01 23 52 45 56 20 33 35 00 00  
 Address 0x10: 00 00 00 00 37 35 30 2d 30 35 31 33 35 37 00 00  
 Address 0x20: 53 2f 4e 20 41 43 50 44 32 31 38 36 00 15 09 07  
 Address 0x30: e0 ff ff ff ff ff ff ff ff ff ff ff ff ff ff  
 Address 0x40: ff ff ff ff 01 43 4d 55 49 41 4e 41 42 41 41 51  
 Address 0x50: 46 58 31 30 30 30 30 2d 33 30 43 00 00 00 00 00  
 Address 0x60: 00 00 00 00 00 00 41 44 00 ff ff ff ff ff ff ff  
 Address 0x70: ff ff ff f1 ff ff ff ff ff ff ff ff ff ff ff ff  
 CPU BUILTIN BUILTIN FPC CPU

Jedec Code: 0x7fb0 EEPROM Version: 0x02  
 P/N: BUILTIN S/N: BUILTIN  
 Assembly ID: 0xf020 Assembly Version: 02.17  
 Date: 04-19-2012 Assembly Flags: 0x00

## Board Information Record:

Address 0x00: ad 01 01 04 ac 4b c8 1d f7 b6 ff ff ff ff ff ff

## I2C Hex Data:

Address 0x00: 7f b0 02 ff f0 20 02 11 00 80 70 fa 09 00 50 8f  
 Address 0x10: 09 38 bb ff 42 55 49 4c 54 49 4e 00 00 80 70 fa  
 Address 0x20: 42 55 49 4c 54 49 4e 00 42 55 49 4c 00 13 04 07  
 Address 0x30: dc ff ff ff ad 01 01 04 ac 4b c8 1d f7 b6 ff ff  
 Address 0x40: ff ff ff ff 00 00 00 00 00 00 00 00 00 00 00 00  
 Address 0x50: 00 00 00 00 00 00 00 00 00 00 00 00 00 00 00 00  
 Address 0x60: 00 00 00 00 00 00 45 00 00 ff ff ff ff ff ff ff  
 Address 0x70: ff ff ff f3 50 36 36 36 36 00 00 00 00 00 00 00  
 PIC 0 BUILTIN BUILTIN 30x100GE/30x40GE/96x10GE

Jedec Code: 0x7fb0 EEPROM Version: 0x02  
 P/N: BUILTIN S/N: BUILTIN  
 Assembly ID: 0xf050 Assembly Version: 02.17  
 Date: 04-19-2012 Assembly Flags: 0x00

## Board Information Record:

Address 0x00: ad 01 01 04 ac 4b c8 1d f7 b6 ff ff ff ff ff ff

## I2C Hex Data:

Address 0x00: 7f b0 02 ff f0 50 02 11 00 00 00 00 07 0a 20 45  
 Address 0x10: 6c 61 70 73 42 55 49 4c 54 49 4e 00 25 73 3a 20  
 Address 0x20: 42 55 49 4c 54 49 4e 00 25 73 3a 20 00 13 04 07  
 Address 0x30: dc ff ff ff ad 01 01 04 ac 4b c8 1d f7 b6 ff ff  
 Address 0x40: ff ff ff ff 01 00 00 00 00 00 00 00 00 00 00 00  
 Address 0x50: 00 00 00 00 00 00 00 00 00 00 00 00 00 00 00 00  
 Address 0x60: 00 00 00 00 00 00 45 00 00 ff ff ff ff ff ff ff  
 Address 0x70: ff ff ff f3 55 55 55 55 55 55 55 55 55 55 55 55  
 Xcvr 0 REV 01 740-061409 1GCQA1470A3 QSFP-100GBASE-LR4  
 Xcvr 1 REV 01 740-061409 1GCQA1470XC QSFP-100GBASE-LR4  
 Xcvr 7 NON-JNPR FG4550500008 QSFP-100G-CWDM4  
 Xcvr 24 REV 01 740-058734 1ECQ11381LX QSFP-100GBASE-SR4  
 Xcvr 29 REV 01 740-043308 UWE0UYS QSFP+-40G-LR4  
 FPC 5 REV 08 750-068822 ACPF0057 LC1102 - 12C / 36Q / 144X

Jedec Code: 0x7fb0 EEPROM Version: 0x02  
 P/N: 750-068822 S/N: ACPF0057  
 Assembly ID: 0x0be7 Assembly Version: 01.08  
 Date: 09-01-2016 Assembly Flags: 0x00  
 Version: REV 08 CLEI Code: CMUJAM9BAB  
 ID: ULC-36Q-12Q28 FRU Model Number: QFX10000-36Q

## Board Information Record:

Address 0x00: ff ff ff ff ff ff ff ff ff ff ff ff ff ff ff ff

## I2C Hex Data:

Address 0x00: 7f b0 02 ff 0b e7 01 08 52 45 56 20 30 38 00 00  
 Address 0x10: 00 00 00 00 37 35 30 2d 30 36 38 38 32 32 00 00  
 Address 0x20: 53 2f 4e 20 41 43 50 46 30 30 35 37 00 01 09 07

```

Address 0x30: e0 ff ff ff ff ff ff ff ff ff ff ff ff ff ff
Address 0x40: ff ff ff ff 01 43 4d 55 49 41 4d 39 42 41 42 51
Address 0x50: 46 58 31 30 30 30 30 2d 33 36 51 00 00 00 00 00
Address 0x60: 00 00 00 00 00 00 42 45 00 ff ff ff ff ff ff
Address 0x70: ff ff ff ff ff ff ff ff ff ff ff ff ff ff ff
CPU          BUILTIN          BUILTIN          FPC CPU
Jedec Code:  0x7fb0          EEPROM Version: 0x02
P/N:         BUILTIN        S/N:         BUILTIN
Assembly ID: 0xf020          Assembly Version: 02.17
Date:        04-19-2012     Assembly Flags: 0x00
Board Information Record:
Address 0x00: ad 01 01 04 ac 4b c8 1d f7 b6 ff ff ff ff ff ff
I2C Hex Data:
Address 0x00: 7f b0 02 ff f0 20 02 11 00 00 3d fa 09 00 90 94
Address 0x10: 09 38 bb ff 42 55 49 4c 54 49 4e 00 00 00 3d fa
Address 0x20: 42 55 49 4c 54 49 4e 00 42 55 49 4c 00 13 04 07
Address 0x30: dc ff ff ff ad 01 01 04 ac 4b c8 1d f7 b6 ff ff
Address 0x40: ff ff ff ff 00 00 00 00 00 00 00 00 00 00 00 00
Address 0x50: 00 00 00 00 00 00 00 00 00 00 00 00 00 00 00 00
Address 0x60: 00 00 00 00 00 00 45 00 00 ff ff ff ff ff ff ff
Address 0x70: ff ff ff f3 50 36 36 36 36 00 00 00 00 00 00 00
PIC 0          BUILTIN          BUILTIN          12x100GE/36x40GE/144x10GE

Jedec Code:  0x7fb0          EEPROM Version: 0x02
P/N:         BUILTIN        S/N:         BUILTIN
Assembly ID: 0xf050          Assembly Version: 02.17
Date:        04-19-2012     Assembly Flags: 0x00
Board Information Record:
Address 0x00: ad 01 01 04 ac 4b c8 1d f7 b6 ff ff ff ff ff ff
I2C Hex Data:
Address 0x00: 7f b0 02 ff f0 50 02 11 00 00 00 00 07 0a 20 45
Address 0x10: 6c 61 70 73 42 55 49 4c 54 49 4e 00 25 73 3a 20
Address 0x20: 42 55 49 4c 54 49 4e 00 25 73 3a 20 00 13 04 07
Address 0x30: dc ff ff ff ad 01 01 04 ac 4b c8 1d f7 b6 ff ff
Address 0x40: ff ff ff ff 01 00 00 00 00 00 00 00 00 00 00 00
Address 0x50: 00 00 00 00 00 00 00 00 00 00 00 00 00 00 00 00
Address 0x60: 00 00 00 00 00 00 45 00 00 ff ff ff ff ff ff ff
Address 0x70: ff ff ff f3 55 55 55 55 55 55 55 55 55 55 55 55
FPC 6          REV 08      750-068822    ACPE9951          LC1102 - 12C / 36Q /
144X
Jedec Code:  0x7fb0          EEPROM Version: 0x02
P/N:         750-068822     S/N:         ACPE9951
Assembly ID: 0x0be7          Assembly Version: 01.08
Date:        09-01-2016     Assembly Flags: 0x00
Version:     REV 08         CLEI Code:   CMUIAM9BAB
ID: ULC-36Q-12Q28          FRU Model Number: QFX10000-36Q
Board Information Record:
Address 0x00: ff ff ff ff ff ff ff ff ff ff ff ff ff ff ff
I2C Hex Data:
Address 0x00: 7f b0 02 ff 0b e7 01 08 52 45 56 20 30 38 00 00
Address 0x10: 00 00 00 00 37 35 30 2d 30 36 38 38 32 32 00 00
Address 0x20: 53 2f 4e 20 41 43 50 45 39 39 35 31 00 01 09 07
Address 0x30: e0 ff ff ff ff ff ff ff ff ff ff ff ff ff ff
Address 0x40: ff ff ff ff 01 43 4d 55 49 41 4d 39 42 41 42 51
Address 0x50: 46 58 31 30 30 30 30 2d 33 36 51 00 00 00 00 00
Address 0x60: 00 00 00 00 00 00 42 45 00 ff ff ff ff ff ff ff
Address 0x70: ff ff ff ff ff ff ff ff ff ff ff ff ff ff ff
CPU          BUILTIN          BUILTIN          FPC CPU
Jedec Code:  0x7fb0          EEPROM Version: 0x02
P/N:         BUILTIN        S/N:         BUILTIN
Assembly ID: 0xf020          Assembly Version: 02.17

```

```

Date:          04-19-2012          Assembly Flags:    0x00
Board Information Record:
Address 0x00: ad 01 01 04 ac 4b c8 1d f7 b6 ff ff ff ff ff ff
I2C Hex Data:
Address 0x00: 7f b0 02 ff f0 20 02 11 00 c0 3e fa 09 00 30 97
Address 0x10: 09 38 bb ff 42 55 49 4c 54 49 4e 00 00 c0 3e fa
Address 0x20: 42 55 49 4c 54 49 4e 00 42 55 49 4c 00 13 04 07
Address 0x30: dc ff ff ff ad 01 01 04 ac 4b c8 1d f7 b6 ff ff
Address 0x40: ff ff ff ff 00 00 00 00 00 00 00 00 00 00 00 00
Address 0x50: 00 00 00 00 00 00 00 00 00 00 00 00 00 00 00 00
Address 0x60: 00 00 00 00 00 00 45 00 00 ff ff ff ff ff ff ff
Address 0x70: ff ff ff f3 50 36 36 36 36 00 00 00 00 00 00 00
PIC 0          BUILTIN          BUILTIN          12x100GE/36x40GE/144x10GE

Jedec Code:    0x7fb0          EEPROM Version:    0x02
P/N:          BUILTIN          S/N:          BUILTIN
Assembly ID:   0xf050          Assembly Version: 02.17
Date:          04-19-2012          Assembly Flags:    0x00
Board Information Record:
Address 0x00: ad 01 01 04 ac 4b c8 1d f7 b6 ff ff ff ff ff ff
I2C Hex Data:
Address 0x00: 7f b0 02 ff f0 50 02 11 00 00 00 00 07 0a 20 45
Address 0x10: 6c 61 70 73 42 55 49 4c 54 49 4e 00 25 73 3a 20
Address 0x20: 42 55 49 4c 54 49 4e 00 25 73 3a 20 00 13 04 07
Address 0x30: dc ff ff ff ad 01 01 04 ac 4b c8 1d f7 b6 ff ff
Address 0x40: ff ff ff ff 01 00 00 00 00 00 00 00 00 00 00 00
Address 0x50: 00 00 00 00 00 00 00 00 00 00 00 00 00 00 00 00
Address 0x60: 00 00 00 00 00 00 45 00 00 ff ff ff ff ff ff ff
Address 0x70: ff ff ff f3 55 55 55 55 55 55 55 55 55 55 55 55
Xcvr 1        REV 01    740-054053    QF3208LG        QSFP+-4X10G-SR
Xcvr 7        REV 01    740-067442    XV20LGN         QSFP+-40G-SR4
Xcvr 8        REV 01    740-067442    XV20VMV         QSFP+-40G-SR4
Xcvr 9        REV 01    740-067442    XV20KCN         QSFP+-40G-SR4
Xcvr 10       REV 01    740-067442    XU504QD         QSFP+-40G-SR4
Xcvr 11       REV 01    740-067442    XU504X7         QSFP+-40G-SR4
Xcvr 12       REV 01    740-067442    XU504W8         QSFP+-40G-SR4
Xcvr 16       REV 01    740-032986    QF4301JP        QSFP+-40G-SR4
Xcvr 17       REV 01    740-032986    QF4303AE        QSFP+-40G-SR4
Xcvr 18       REV 01    740-054050    INF4J0492400    QSFP+-4X10G-LR
Xcvr 19       REV 01    740-054050    INF4J0492142    QSFP+-4X10G-LR
Xcvr 24       REV 01    740-032986    QF4301KB        QSFP+-40G-SR4
Xcvr 25       REV 01    740-032986    QF4303YP        QSFP+-40G-SR4
Xcvr 30       REV 01    740-067442    XV300ZX         QSFP+-40G-SR4
Xcvr 31       REV 01    740-043308    UWH2KBW         QSFP+-40G-LR4
Xcvr 34       REV 01    740-054053    QG1501YU        QSFP+-4X10G-SR
FPD Board     REV 07    711-054687    ACPC7142        Front Panel Display
Jedec Code:    0x7fb0          EEPROM Version:    0x01
P/N:          711-054687      S/N:          ACPC7142
Assembly ID:   0x0bf2          Assembly Version: 01.07
Date:          07-22-2016          Assembly Flags:    0x00
Version:       REV 07
ID: QFX10000 FPD
Board Information Record:
Address 0x00: ff ff ff ff ff ff ff ff ff ff ff ff ff ff ff ff
I2C Hex Data:
Address 0x00: 7f b0 01 ff 0b f2 01 07 52 45 56 20 30 37 00 00
Address 0x10: 00 00 00 00 37 31 31 2d 30 35 34 36 38 37 00 00
Address 0x20: 53 2f 4e 20 41 43 50 43 37 31 34 32 00 16 07 07
Address 0x30: e0 ff ff ff ff ff ff ff ff ff ff ff ff ff ff ff
Address 0x40: ff ff ff ff ff ff ff ff ff ff ff ff ff ff ff ff
Address 0x50: ff ff ff ff ff ff ff ff ff ff ff ff ff ff ff ff

```

```

Address 0x60: ff ff ff ff ff ff ff ff ff ff ff ff ff ff ff
Address 0x70: ff ff ff ff ff ff ff ff ff ff ff ff ff ff ff
Power Supply 0  REV 02  740-049388  1EDL62102N9  Power Supply AC
Jedec Code: 0x7fb0  EEPROM Version: 0x02
P/N: 740-049388  S/N: 1EDL62102N9
Assembly ID: 0x0483  Assembly Version: 01.02
Date: 05-25-2016  Assembly Flags: 0x00
Version: REV 02  CLEI Code: CMUPADNBAA
ID: QFX10000 AC  FRU Model Number: QFX10000-PWR-AC
Board Information Record:
Address 0x00: ff ff ff ff ff ff ff ff ff ff ff ff ff ff ff
I2C Hex Data:
Address 0x00: 7f b0 02 ff 04 83 01 02 52 45 56 20 30 32 00 00
Address 0x10: 00 00 00 00 37 34 30 2d 30 34 39 33 38 38 00 00
Address 0x20: 31 45 44 4c 36 32 31 30 32 4e 39 00 00 19 05 07
Address 0x30: e0 ff ff ff ff ff ff ff ff ff ff ff ff ff ff
Address 0x40: ff ff ff ff 01 43 4d 55 50 41 44 4e 42 41 41 51
Address 0x50: 46 58 31 30 30 30 30 2d 50 57 52 2d 41 43 00 00
Address 0x60: 00 00 00 00 00 00 01 30 31 ff ff ff ff ff ff ff
Address 0x70: ff ff ff dc ff ff ff ff ff ff ff ff ff ff ff ff
Power Supply 1  REV 02  740-049388  1EDL60300KX  Power Supply AC
Jedec Code: 0x7fb0  EEPROM Version: 0x02
P/N: 740-049388  S/N: 1EDL60300KX
Assembly ID: 0x0483  Assembly Version: 01.02
Date: 01-20-2016  Assembly Flags: 0x00
Version: REV 02  CLEI Code: CMUPADNBAA
ID: QFX10000 AC  FRU Model Number: QFX10000-PWR-AC
Board Information Record:
Address 0x00: ff ff ff ff ff ff ff ff ff ff ff ff ff ff ff
I2C Hex Data:
Address 0x00: 7f b0 02 ff 04 83 01 02 52 45 56 20 30 32 00 00
Address 0x10: 00 00 00 00 37 34 30 2d 30 34 39 33 38 38 00 00
Address 0x20: 31 45 44 4c 36 30 33 30 30 4b 58 00 00 14 01 07
Address 0x30: e0 ff ff ff ff ff ff ff ff ff ff ff ff ff ff
Address 0x40: ff ff ff ff 01 43 4d 55 50 41 44 4e 42 41 41 51
Address 0x50: 46 58 31 30 30 30 30 2d 50 57 52 2d 41 43 00 00
Address 0x60: 00 00 00 00 00 00 01 30 31 ff ff ff ff ff ff ff
Address 0x70: ff ff ff dc ff ff ff ff ff ff ff ff ff ff ff ff
Power Supply 2  REV 02  740-049388  1EDL60300DL  Power Supply AC
Jedec Code: 0x7fb0  EEPROM Version: 0x02
P/N: 740-049388  S/N: 1EDL60300DL
Assembly ID: 0x0483  Assembly Version: 01.02
Date: 01-20-2016  Assembly Flags: 0x00
Version: REV 02  CLEI Code: CMUPADNBAA
ID: QFX10000 AC  FRU Model Number: QFX10000-PWR-AC
Board Information Record:
Address 0x00: ff ff ff ff ff ff ff ff ff ff ff ff ff ff ff
I2C Hex Data:
Address 0x00: 7f b0 02 ff 04 83 01 02 52 45 56 20 30 32 00 00
Address 0x10: 00 00 00 00 37 34 30 2d 30 34 39 33 38 38 00 00
Address 0x20: 31 45 44 4c 36 30 33 30 30 44 4c 00 00 14 01 07
Address 0x30: e0 ff ff ff ff ff ff ff ff ff ff ff ff ff ff
Address 0x40: ff ff ff ff 01 43 4d 55 50 41 44 4e 42 41 41 51
Address 0x50: 46 58 31 30 30 30 30 2d 50 57 52 2d 41 43 00 00
Address 0x60: 00 00 00 00 00 00 01 30 31 ff ff ff ff ff ff ff
Address 0x70: ff ff ff dc ff ff ff ff ff ff ff ff ff ff ff ff
Power Supply 3  REV 02  740-049388  1EDL61701BT  Power Supply AC
Jedec Code: 0x7fb0  EEPROM Version: 0x02
P/N: 740-049388  S/N: 1EDL61701BT
Assembly ID: 0x0483  Assembly Version: 01.02
Date: 05-01-2016  Assembly Flags: 0x00

```

```

Version:      REV 02          CLEI Code:      CMUPADNBAA
ID: QFX10000 AC          FRU Model Number:  QFX10000-PWR-AC
Board Information Record:
  Address 0x00: ff ff ff ff ff ff ff ff ff ff ff ff ff ff ff ff
I2C Hex Data:
  Address 0x00: 7f b0 02 ff 04 83 01 02 52 45 56 20 30 32 00 00
  Address 0x10: 00 00 00 00 37 34 30 2d 30 34 39 33 38 38 00 00
  Address 0x20: 31 45 44 4c 36 31 37 30 31 42 54 00 00 01 05 07
  Address 0x30: e0 ff ff ff ff ff ff ff ff ff ff ff ff ff ff
  Address 0x40: ff ff ff ff 01 43 4d 55 50 41 44 4e 42 41 41 51
  Address 0x50: 46 58 31 30 30 30 30 2d 50 57 52 2d 41 43 00 00
  Address 0x60: 00 00 00 00 00 00 01 30 31 ff ff ff ff ff ff ff
  Address 0x70: ff ff ff dc ff ff ff ff ff ff ff ff ff ff ff ff
Power Supply 4  REV 02  740-049388  1EDL62102P7  Power Supply AC
Jedec Code:  0x7fb0          EEPROM Version:  0x02
P/N:         740-049388      S/N:         1EDL62102P7
Assembly ID: 0x0483          Assembly Version: 01.02
Date:        05-25-2016      Assembly Flags:  0x00
Version:     REV 02          CLEI Code:      CMUPADNBAA
ID: QFX10000 AC          FRU Model Number:  QFX10000-PWR-AC
Board Information Record:
  Address 0x00: ff ff ff ff ff ff ff ff ff ff ff ff ff ff ff ff
I2C Hex Data:
  Address 0x00: 7f b0 02 ff 04 83 01 02 52 45 56 20 30 32 00 00
  Address 0x10: 00 00 00 00 37 34 30 2d 30 34 39 33 38 38 00 00
  Address 0x20: 31 45 44 4c 36 32 31 30 32 50 37 00 00 19 05 07
  Address 0x30: e0 ff ff ff ff ff ff ff ff ff ff ff ff ff ff
  Address 0x40: ff ff ff ff 01 43 4d 55 50 41 44 4e 42 41 41 51
  Address 0x50: 46 58 31 30 30 30 30 2d 50 57 52 2d 41 43 00 00
  Address 0x60: 00 00 00 00 00 00 01 30 31 ff ff ff ff ff ff ff
  Address 0x70: ff ff ff dc ff ff ff ff ff ff ff ff ff ff ff ff
Power Supply 5  REV 02  740-049388  1EDL62102PP  Power Supply AC
Jedec Code:  0x7fb0          EEPROM Version:  0x02
P/N:         740-049388      S/N:         1EDL62102PP
Assembly ID: 0x0483          Assembly Version: 01.02
Date:        05-25-2016      Assembly Flags:  0x00
Version:     REV 02          CLEI Code:      CMUPADNBAA
ID: QFX10000 AC          FRU Model Number:  QFX10000-PWR-AC
Board Information Record:
  Address 0x00: ff ff ff ff ff ff ff ff ff ff ff ff ff ff ff ff
I2C Hex Data:
  Address 0x00: 7f b0 02 ff 04 83 01 02 52 45 56 20 30 32 00 00
  Address 0x10: 00 00 00 00 37 34 30 2d 30 34 39 33 38 38 00 00
  Address 0x20: 31 45 44 4c 36 32 31 30 32 50 50 00 00 19 05 07
  Address 0x30: e0 ff ff ff ff ff ff ff ff ff ff ff ff ff ff
  Address 0x40: ff ff ff ff 01 43 4d 55 50 41 44 4e 42 41 41 51
  Address 0x50: 46 58 31 30 30 30 30 2d 50 57 52 2d 41 43 00 00
  Address 0x60: 00 00 00 00 00 00 01 30 31 ff ff ff ff ff ff ff
  Address 0x70: ff ff ff dc ff ff ff ff ff ff ff ff ff ff ff ff
FTC 0          REV 14  750-050108  ACPE4038  Fan Controller 8
Jedec Code:  0x7fb0          EEPROM Version:  0x02
P/N:         750-050108      S/N:         ACPE4038
Assembly ID: 0x0bee          Assembly Version: 01.14
Date:        09-27-2016      Assembly Flags:  0x00
Version:     REV 14          CLEI Code:      CMUCAHZCAA
ID: QFX10000 FTC          FRU Model Number:  QFX10008-FAN-CTRL
Board Information Record:
  Address 0x00: ff ff ff ff ff ff ff ff ff ff ff ff ff ff ff ff
I2C Hex Data:
  Address 0x00: 7f b0 02 ff 0b ee 01 0e 52 45 56 20 31 34 00 00
  Address 0x10: 00 00 00 00 37 35 30 2d 30 35 30 31 30 38 00 00

```

```

Address 0x20: 53 2f 4e 20 41 43 50 45 34 30 33 38 00 1b 09 07
Address 0x30: e0 ff ff ff ff ff ff ff ff ff ff ff ff ff ff
Address 0x40: ff ff ff ff 01 43 4d 55 43 41 48 5a 43 41 41 51
Address 0x50: 46 58 31 30 30 30 38 2d 46 41 4e 2d 43 54 52 4c
Address 0x60: 00 00 00 00 00 00 41 44 00 ff ff ff ff ff ff ff
Address 0x70: ff ff ff 98 ff ff ff ff ff ff ff ff ff ff ff ff
Fan Tray 1          REV 14    750-050108    ACPE4032          Fan Controller 8
Jedec Code: 0x7fb0          EEPROM Version: 0x02
P/N: 750-050108          S/N: ACPE4032
Assembly ID: 0x0bee          Assembly Version: 01.14
Date: 09-27-2016          Assembly Flags: 0x00
Version: REV 14          CLEI Code: CMUCAHZCAA
ID: QFX10000 FTC          FRU Model Number: QFX10008-FAN-CTRL
Board Information Record:
Address 0x00: ff ff ff ff ff ff ff ff ff ff ff ff ff ff ff
I2C Hex Data:
Address 0x00: 7f b0 02 ff 0b ee 01 0e 52 45 56 20 31 34 00 00
Address 0x10: 00 00 00 00 37 35 30 2d 30 35 30 31 30 38 00 00
Address 0x20: 53 2f 4e 20 41 43 50 45 34 30 33 32 00 1b 09 07
Address 0x30: e0 ff ff ff ff ff ff ff ff ff ff ff ff ff ff
Address 0x40: ff ff ff ff 01 43 4d 55 43 41 48 5a 43 41 41 51
Address 0x50: 46 58 31 30 30 30 38 2d 46 41 4e 2d 43 54 52 4c
Address 0x60: 00 00 00 00 00 00 41 44 00 ff ff ff ff ff ff ff
Address 0x70: ff ff ff 98 ff ff ff ff ff ff ff ff ff ff ff ff
Fan Tray 0          REV 09    760-054372    ACPD6799          Fan Tray 8
Jedec Code: 0x7fb0          EEPROM Version: 0x02
P/N: 760-054372          S/N: ACPD6799
Assembly ID: 0x0bf0          Assembly Version: 01.09
Date: 09-28-2016          Assembly Flags: 0x00
Version: REV 09          CLEI Code: CMUCAHYCAA
ID: QFX10008 FHB          FRU Model Number: QFX10008-FAN
Board Information Record:
Address 0x00: ff ff ff ff ff ff ff ff ff ff ff ff ff ff ff
I2C Hex Data:
Address 0x00: 7f b0 02 ff 0b f0 01 09 52 45 56 20 30 39 00 00
Address 0x10: 00 00 00 00 37 36 30 2d 30 35 34 33 37 32 00 00
Address 0x20: 53 2f 4e 20 41 43 50 44 36 37 39 39 00 1c 09 07
Address 0x30: e0 ff ff ff ff ff ff ff ff ff ff ff ff ff ff
Address 0x40: ff ff ff ff 01 43 4d 55 43 41 48 59 43 41 41 51
Address 0x50: 46 58 31 30 30 30 38 2d 46 41 4e 00 00 00 00 00
Address 0x60: 00 00 00 00 00 00 41 00 00 ff ff ff ff ff ff ff
Address 0x70: ff ff ff f1 ff ff ff ff ff ff ff ff ff ff ff ff
Fan Tray 1          REV 09    760-054372    ACNZ3584          Fan Tray 8
Jedec Code: 0x7fb0          EEPROM Version: 0x02
P/N: 760-054372          S/N: ACNZ3584
Assembly ID: 0x0bf0          Assembly Version: 01.09
Date: 08-30-2016          Assembly Flags: 0x00
Version: REV 09          CLEI Code: CMUCAHYCAA
ID: QFX10008 FHB          FRU Model Number: QFX10008-FAN
Board Information Record:
Address 0x00: ff ff ff ff ff ff ff ff ff ff ff ff ff ff ff
I2C Hex Data:
Address 0x00: 7f b0 02 ff 0b f0 01 09 52 45 56 20 30 39 00 00
Address 0x10: 00 00 00 00 37 36 30 2d 30 35 34 33 37 32 00 00
Address 0x20: 53 2f 4e 20 41 43 4e 5a 33 35 38 34 00 1e 08 07
Address 0x30: e0 ff ff ff ff ff ff ff ff ff ff ff ff ff ff
Address 0x40: ff ff ff ff 01 43 4d 55 43 41 48 59 43 41 41 51
Address 0x50: 46 58 31 30 30 30 38 2d 46 41 4e 00 00 00 00 00
Address 0x60: 00 00 00 00 00 00 41 00 00 ff ff ff ff ff ff ff
Address 0x70: ff ff ff f1 ff ff ff ff ff ff ff ff ff ff ff ff
SIB 0              REV 24    750-050058    ACPD4587          Switch Fabric 8

```

```

Jedec Code: 0x7fb0      EEPROM Version: 0x02
P/N: 750-050058        S/N: ACPD4587
Assembly ID: 0x0bec     Assembly Version: 01.24
Date: 06-19-2016       Assembly Flags: 0x00
Version: REV 24        CLEI Code: CMUCAHOCAA
ID: QFX10008 SIB      FRU Model Number: QFX10008-SF
Board Information Record:
  Address 0x00: ff ff ff ff ff ff ff ff ff ff ff ff ff ff ff ff
I2C Hex Data:
  Address 0x00: 7f b0 02 ff 0b ec 01 18 52 45 56 20 32 34 00 00
  Address 0x10: 00 00 00 00 37 35 30 2d 30 35 30 30 35 38 00 00
  Address 0x20: 53 2f 4e 20 41 43 50 44 34 35 38 37 00 13 06 07
  Address 0x30: e0 ff ff ff ff ff ff ff ff ff ff ff ff ff ff ff
  Address 0x40: ff ff ff ff 01 43 4d 55 43 41 48 30 43 41 41 51
  Address 0x50: 46 58 31 30 30 30 38 2d 53 46 00 00 00 00 00 00
  Address 0x60: 00 00 00 00 00 00 41 45 00 ff ff ff ff ff ff ff
  Address 0x70: ff ff ff d1 00 00 00 00 00 00 00 00 00 00 00 00
SIB 1      REV 24      750-050058      ACNZ0635      Switch Fabric 8
Jedec Code: 0x7fb0      EEPROM Version: 0x02
P/N: 750-050058        S/N: ACNZ0635
Assembly ID: 0x0bec     Assembly Version: 01.24
Date: 06-06-2016       Assembly Flags: 0x00
Version: REV 24        CLEI Code: CMUCAHOCAA
ID: QFX10008 SIB      FRU Model Number: QFX10008-SF
Board Information Record:
  Address 0x00: ff ff ff ff ff ff ff ff ff ff ff ff ff ff ff ff
I2C Hex Data:
  Address 0x00: 7f b0 02 ff 0b ec 01 18 52 45 56 20 32 34 00 00
  Address 0x10: 00 00 00 00 37 35 30 2d 30 35 30 30 35 38 00 00
  Address 0x20: 53 2f 4e 20 41 43 4e 5a 30 36 33 35 00 06 06 07
  Address 0x30: e0 ff ff ff ff ff ff ff ff ff ff ff ff ff ff ff
  Address 0x40: ff ff ff ff 01 43 4d 55 43 41 48 30 43 41 41 51
  Address 0x50: 46 58 31 30 30 30 38 2d 53 46 00 00 00 00 00 00
  Address 0x60: 00 00 00 00 00 00 41 45 00 ff ff ff ff ff ff ff
  Address 0x70: ff ff ff d1 00 00 00 00 00 00 00 00 00 00 00 00
SIB 2      REV 24      750-050058      ACPD4908      Switch Fabric 8
Jedec Code: 0x7fb0      EEPROM Version: 0x02
P/N: 750-050058        S/N: ACPD4908
Assembly ID: 0x0bec     Assembly Version: 01.24
Date: 07-12-2016       Assembly Flags: 0x00
Version: REV 24        CLEI Code: CMUCAHOCAA
ID: QFX10008 SIB      FRU Model Number: QFX10008-SF
Board Information Record:
  Address 0x00: ff ff ff ff ff ff ff ff ff ff ff ff ff ff ff ff
I2C Hex Data:
  Address 0x00: 7f b0 02 ff 0b ec 01 18 52 45 56 20 32 34 00 00
  Address 0x10: 00 00 00 00 37 35 30 2d 30 35 30 30 35 38 00 00
  Address 0x20: 53 2f 4e 20 41 43 50 44 34 39 30 38 00 0c 07 07
  Address 0x30: e0 ff ff ff ff ff ff ff ff ff ff ff ff ff ff ff
  Address 0x40: ff ff ff ff 01 43 4d 55 43 41 48 30 43 41 41 51
  Address 0x50: 46 58 31 30 30 30 38 2d 53 46 00 00 00 00 00 00
  Address 0x60: 00 00 00 00 00 00 41 45 00 ff ff ff ff ff ff ff
  Address 0x70: ff ff ff d1 00 00 00 00 00 00 00 00 00 00 00 00
SIB 3      REV 24      750-050058      ACNZ0617      Switch Fabric 8
Jedec Code: 0x7fb0      EEPROM Version: 0x02
P/N: 750-050058        S/N: ACNZ0617
Assembly ID: 0x0bec     Assembly Version: 01.24
Date: 06-07-2016       Assembly Flags: 0x00
Version: REV 24        CLEI Code: CMUCAHOCAA
ID: QFX10008 SIB      FRU Model Number: QFX10008-SF
Board Information Record:

```



```

Address 0x00: ff ff ff ff ff ff ff ff ff ff ff ff ff ff ff
I2C Hex Data:
Address 0x00: 7f b0 02 ff 0b ec 01 18 52 45 56 20 32 34 00 00
Address 0x10: 00 00 00 00 37 35 30 2d 30 35 30 30 35 38 00 00
Address 0x20: 53 2f 4e 20 41 43 4e 5a 30 36 31 37 00 07 06 07
Address 0x30: e0 ff ff ff ff ff ff ff ff ff ff ff ff ff ff
Address 0x40: ff ff ff ff 01 43 4d 55 43 41 48 30 43 41 41 51
Address 0x50: 46 58 31 30 30 30 38 2d 53 46 00 00 00 00 00 00
Address 0x60: 00 00 00 00 00 00 41 45 00 ff ff ff ff ff ff ff
Address 0x70: ff ff ff d1 00 00 00 00 00 00 00 00 00 00 00 00
SIB 4          REV 24    750-050058    ACNZ0527          Switch Fabric 8
Jedec Code:    0x7fb0          EEPROM Version:    0x02
P/N:           750-050058      S/N:             ACNZ0527
Assembly ID:   0x0bec          Assembly Version: 01.24
Date:          06-06-2016      Assembly Flags:   0x00
Version:       REV 24          CLEI Code:        CMUCAHOCAA
ID: QFX10008 SIB              FRU Model Number: QFX10008-SF
Board Information Record:
Address 0x00: ff ff ff ff ff ff ff ff ff ff ff ff ff ff ff
I2C Hex Data:
Address 0x00: 7f b0 02 ff 0b ec 01 18 52 45 56 20 32 34 00 00
Address 0x10: 00 00 00 00 37 35 30 2d 30 35 30 30 35 38 00 00
Address 0x20: 53 2f 4e 20 41 43 4e 5a 30 35 32 37 00 06 06 07
Address 0x30: e0 ff ff ff ff ff ff ff ff ff ff ff ff ff ff
Address 0x40: ff ff ff ff 01 43 4d 55 43 41 48 30 43 41 41 51
Address 0x50: 46 58 31 30 30 30 38 2d 53 46 00 00 00 00 00 00
Address 0x60: 00 00 00 00 00 00 41 45 00 ff ff ff ff ff ff ff
Address 0x70: ff ff ff d1 00 00 00 00 00 00 00 00 00 00 00 00
SIB 5          REV 23    750-050058    ACNX6980          Switch Fabric 8
Jedec Code:    0x7fb0          EEPROM Version:    0x02
P/N:           750-050058      S/N:             ACNX6980
Assembly ID:   0x0bec          Assembly Version: 01.23
Date:          05-16-2016      Assembly Flags:   0x00
Version:       REV 23          CLEI Code:        CMUCAHOCAA
ID: QFX10008 SIB              FRU Model Number: QFX10008-SF
Board Information Record:
Address 0x00: ff ff ff ff ff ff ff ff ff ff ff ff ff ff ff
I2C Hex Data:
Address 0x00: 7f b0 02 ff 0b ec 01 17 52 45 56 20 32 33 00 00
Address 0x10: 00 00 00 00 37 35 30 2d 30 35 30 30 35 38 00 00
Address 0x20: 53 2f 4e 20 41 43 4e 58 36 39 38 30 00 10 05 07
Address 0x30: e0 ff ff ff ff ff ff ff ff ff ff ff ff ff ff
Address 0x40: ff ff ff ff 01 43 4d 55 43 41 48 30 43 41 41 51
Address 0x50: 46 58 31 30 30 30 38 2d 53 46 00 00 00 00 00 00
Address 0x60: 00 00 00 00 00 00 41 42 00 ff ff ff ff ff ff ff
Address 0x70: ff ff ff ce 00 00 00 00 00 00 00 00 00 00 00 00

```

### show chassis hardware extensive (PTX10016 Router)

```
user@host> show chassis hardware extensive
```

Hardware inventory:

Item	Version	Part number	Serial number	Description
Chassis			DH995	JNP10016 [PTX10016]
Jedec Code:	0x7fb0		EEPROM Version:	0x02
			S/N:	DH995
Assembly ID:	0x0566		Assembly Version:	01.22
Date:	02-16-2017		Assembly Flags:	0x00
			CLEI Code:	CMMUN00ARA
ID:	JNP10016		FRU Model Number:	QFX10016-CHAS
Board Information Record:				

```

Address 0x00: ad 01 10 00 44 aa 50 ab 1b b6 ff ff ff ff ff ff
I2C Hex Data:
Address 0x00: 7f b0 02 ff 05 66 01 16 00 45 56 20 32 32 00 00
Address 0x10: 00 00 00 00 00 35 30 2d 30 35 36 35 35 35 00 00
Address 0x20: 44 48 39 39 35 00 00 00 00 00 00 00 10 02 07
Address 0x30: e1 ff ff ff ad 01 10 00 44 aa 50 ab 1b b6 ff ff
Address 0x40: ff ff ff ff 01 43 4d 4d 55 4e 30 30 41 52 41 51
Address 0x50: 46 58 31 30 30 31 36 2d 43 48 41 53 00 00 00 00
Address 0x60: 00 00 00 00 00 00 32 41 00 ff ff ff ff ff ff ff
Address 0x70: ff ff ff 51 44 48 39 39 35 00 00 00 00 00 00 00
Midplane REV 22 750-056555 ACPM7810 Midplane 16
Jedec Code: 0x7fb0 EEPROM Version: 0x02
P/N: 750-056555 S/N: ACPM7810
Assembly ID: 0x0be4 Assembly Version: 01.22
Date: 02-16-2017 Assembly Flags: 0x00
Version: REV 22 CLEI Code: CMMUN00ARA
ID: QFX10016 Midplane FRU Model Number: QFX10016-CHAS
Board Information Record:
Address 0x00: ad 01 10 00 44 aa 50 ab 1b b6 ff ff ff ff ff ff
I2C Hex Data:
Address 0x00: 7f b0 02 ff 0b e4 01 16 52 45 56 20 32 32 00 00
Address 0x10: 00 00 00 00 37 35 30 2d 30 35 36 35 35 35 00 00
Address 0x20: 53 2f 4e 20 41 43 50 4d 37 38 31 30 00 10 02 07
Address 0x30: e1 ff ff ff ad 01 10 00 44 aa 50 ab 1b b6 ff ff
Address 0x40: ff ff ff ff 01 43 4d 4d 55 4e 30 30 41 52 41 51
Address 0x50: 46 58 31 30 30 31 36 2d 43 48 41 53 00 00 00 00
Address 0x60: 00 00 00 00 00 00 32 41 00 ff ff ff ff ff ff ff
Address 0x70: ff ff ff 51 44 48 39 39 35 00 00 00 00 00 00 00
Routing Engine 0 BUILTIN BUILTIN RE-PTX-2X00x4
vtbd0 15360 MB Virtio Block Disk
vtbd1 15360 MB Virtio Block Disk
ada0 128 MB QEMU QM00002 Virtio Block Disk
usb0 (addr 0.1) EHCI root HUB 0 Intel uhub0
usb1 (addr 0.2) product 0x0020 32 vendor 0x8087 uhub1
Routing Engine 1 BUILTIN BUILTIN RE-PTX-2X00x4
vtbd0 15360 MB Virtio Block Disk
vtbd1 15360 MB Virtio Block Disk
ada0 128 MB QEMU QM00002 Virtio Block Disk
usb0 (addr 0.1) EHCI root HUB 0 Intel uhub0
usb1 (addr 0.2) product 0x0020 32 vendor 0x8087 uhub1
CB 0 REV 03 750-068820 ACPL7238 Control Board
Jedec Code: 0x7fb0 EEPROM Version: 0x02
P/N: 750-068820 S/N: ACPL7238
Assembly ID: 0x0b9d Assembly Version: 01.03
Date: 03-15-2017 Assembly Flags: 0x00
Version: REV 03 CLEI Code: CMUCAH3CTB
ID: Control Board FRU Model Number: QFX10000-RE
Board Information Record:
Address 0x00: ad 01 00 10 e8 b6 c2 46 aa 29 ff ff ff ff ff ff
I2C Hex Data:
Address 0x00: 7f b0 02 ff 0b 9d 01 03 52 45 56 20 30 33 00 00
Address 0x10: 00 00 00 00 37 35 30 2d 30 36 38 38 32 30 00 00
Address 0x20: 53 2f 4e 20 41 43 50 4c 37 32 33 38 00 0f 03 07
Address 0x30: e1 ff ff ff ad 01 00 10 e8 b6 c2 46 aa 29 ff ff
Address 0x40: ff ff ff ff 01 43 4d 55 43 41 48 33 43 54 42 51
Address 0x50: 46 58 31 30 30 30 30 2d 52 45 00 00 00 00 00 00
Address 0x60: 00 00 00 00 00 00 42 41 00 ff ff ff ff ff ff ff
Address 0x70: ff ff ff db ff ff ff ff ff ff ff ff ff ff ff ff
CB 1 REV 03 750-068820 ACPL7298 Control Board
Jedec Code: 0x7fb0 EEPROM Version: 0x02
P/N: 750-068820 S/N: ACPL7298

```

```

Assembly ID: 0x0b9d      Assembly Version: 01.03
Date:          03-15-2017  Assembly Flags: 0x00
Version:       REV 03     CLEI Code:      CMUCAH3CTB
ID: Control Board      FRU Model Number: QFX10000-RE

```

## Board Information Record:

```
Address 0x00: ad 01 00 10 e8 b6 c2 46 99 b9 ff ff ff ff ff ff
```

## I2C Hex Data:

```

Address 0x00: 7f b0 02 ff 0b 9d 01 03 52 45 56 20 30 33 00 00
Address 0x10: 00 00 00 00 37 35 30 2d 30 36 38 38 32 30 00 00
Address 0x20: 53 2f 4e 20 41 43 50 4c 37 32 39 38 00 0f 03 07
Address 0x30: e1 ff ff ff ad 01 00 10 e8 b6 c2 46 99 b9 ff ff
Address 0x40: ff ff ff ff 01 43 4d 55 43 41 48 33 43 54 42 51
Address 0x50: 46 58 31 30 30 30 30 2d 52 45 00 00 00 00 00 00
Address 0x60: 00 00 00 00 00 00 42 41 00 ff ff ff ff ff ff ff
Address 0x70: ff ff ff db ff ff ff ff ff ff ff ff ff ff ff ff

```

```

FPC 1          REV 36    750-077140    ACNP4590          LC1102 - 12C / 36Q /
144X

```

```

Jedec Code: 0x7fb0      EEPROM Version: 0x02
P/N:          750-077140  S/N:          ACNP4590
Assembly ID: 0x0be7      Assembly Version: 01.36
Date:          10-17-2016  Assembly Flags: 0x00
Version:       REV 36     CLEI Code:      CMUIAM9BAA
ID: ULC-36Q-12Q28      FRU Model Number: QFX10000-36Q

```

## Board Information Record:

```
Address 0x00: ff ff ff ff ff ff ff ff ff ff ff ff ff ff ff ff
```

## I2C Hex Data:

```

Address 0x00: 7f b0 02 ff 0b e7 01 24 52 45 56 20 33 36 00 00
Address 0x10: 00 00 00 00 37 35 30 2d 30 37 37 31 34 30 00 00
Address 0x20: 53 2f 4e 20 41 43 4e 50 34 35 39 30 00 11 0a 07
Address 0x30: e0 ff ff ff ff ff ff ff ff ff ff ff ff ff ff ff
Address 0x40: ff ff ff ff 01 43 4d 55 49 41 4d 39 42 41 41 51
Address 0x50: 46 58 31 30 30 30 30 2d 33 36 51 00 00 00 00 00
Address 0x60: 00 00 00 00 00 00 42 45 00 ff ff ff ff ff ff ff
Address 0x70: ff ff ff fe ff ff ff ff ff ff ff ff ff ff ff ff

```

```

CPU          BUILTIN      BUILTIN      FPC CPU

```

```

Jedec Code: 0x7fb0      EEPROM Version: 0x02
P/N:          BUILTIN    S/N:          BUILTIN
Assembly ID: 0xf020      Assembly Version: 02.17
Date:          04-19-2012  Assembly Flags: 0x00

```

## Board Information Record:

```
Address 0x00: ad 01 01 04 ac 4b c8 1d f7 b6 ff ff ff ff ff ff
```

## I2C Hex Data:

```

Address 0x00: 7f b0 02 ff f0 20 02 11 00 40 36 bd 09 40 25 32
Address 0x10: 09 e8 ba ff 42 55 49 4c 54 49 4e 00 00 40 36 bd
Address 0x20: 42 55 49 4c 54 49 4e 00 42 55 49 4c 00 13 04 07
Address 0x30: dc ff ff ff ad 01 01 04 ac 4b c8 1d f7 b6 ff ff
Address 0x40: ff ff ff ff 00 00 00 00 00 00 00 00 00 00 00 00
Address 0x50: 00 00 00 00 00 00 00 00 00 00 00 00 00 00 00 00
Address 0x60: 00 00 00 00 00 00 45 00 00 ff ff ff ff ff ff ff
Address 0x70: ff ff ff f3 50 36 36 36 36 00 00 00 00 00 00 00

```

```

PIC 0          BUILTIN      BUILTIN      12x100GE/36x40GE/144x10GE

```

```

Jedec Code: 0x7fb0      EEPROM Version: 0x02
P/N:          BUILTIN    S/N:          BUILTIN
Assembly ID: 0xf050      Assembly Version: 02.17
Date:          04-19-2012  Assembly Flags: 0x00

```

## Board Information Record:

```
Address 0x00: ad 01 01 04 ac 4b c8 1d f7 b6 ff ff ff ff ff ff
```

## I2C Hex Data:

```

Address 0x00: 7f b0 02 ff f0 50 02 11 00 00 00 00 07 0a 20 45
Address 0x10: 6c 61 70 73 42 55 49 4c 54 49 4e 00 25 73 3a 20

```

```

Address 0x20: 42 55 49 4c 54 49 4e 00 25 73 3a 20 00 13 04 07
Address 0x30: dc ff ff ff ad 01 01 04 ac 4b c8 1d f7 b6 ff ff
Address 0x40: ff ff ff ff 01 00 00 00 00 00 00 00 00 00 00 00
Address 0x50: 00 00 00 00 00 00 00 00 00 00 00 00 00 00 00 00
Address 0x60: 00 00 00 00 00 00 45 00 00 ff ff ff ff ff ff ff
Address 0x70: ff ff ff f3 55 55 55 55 55 55 55 55 55 55 55 55
Xcvr 0      REV 01    740-054053    QF3600AV      QSFP+-4X10G-SR
Xcvr 35     REV 01    740-061405    1ACQ110507K   QSFP-100GBASE-SR4
FPC 3       REV 07    750-071975    CAHA2224      LC1102 - 12C / 36Q /
144X
Jedec Code: 0x7fb0      EEPROM Version: 0x02
P/N:         750-071975 S/N:         CAHA2224
Assembly ID: 0x0be7     Assembly Version: 01.07
Date:        01-17-2017 Assembly Flags: 0x00
Version:     REV 07     CLEI Code:    PROTOXCLEI
ID: ULC-36Q-12Q28      FRU Model Number: PROTO-ASSEMBLY
Board Information Record:
Address 0x00: ff ff ff ff ff ff ff ff ff ff ff ff ff ff ff ff
I2C Hex Data:
Address 0x00: 7f b0 02 ff 0b e7 01 07 52 45 56 20 30 37 00 00
Address 0x10: 00 00 00 00 37 35 30 2d 30 37 31 39 37 35 00 00
Address 0x20: 53 2f 4e 20 43 41 48 41 32 32 32 34 00 11 01 07
Address 0x30: e1 ff ff ff ff ff ff ff ff ff ff ff ff ff ff
Address 0x40: ff ff ff ff 01 50 52 4f 54 4f 58 43 4c 45 49 50
Address 0x50: 52 4f 54 4f 2d 41 53 53 45 4d 42 4c 59 00 00 00
Address 0x60: 00 00 00 00 00 00 41 30 30 ff ff ff ff ff ff ff
Address 0x70: ff ff ff c2 ff ff ff ff ff ff ff ff ff ff ff ff
CPU          BUILTIN      BUILTIN      FPC CPU
Jedec Code: 0x7fb0      EEPROM Version: 0x02
P/N:         BUILTIN    S/N:         BUILTIN
Assembly ID: 0xf020     Assembly Version: 02.17
Date:        04-19-2012 Assembly Flags: 0x00
Board Information Record:
Address 0x00: ad 01 01 04 ac 4b c8 1d f7 b6 ff ff ff ff ff ff
I2C Hex Data:
Address 0x00: 7f b0 02 ff f0 20 02 11 00 60 b6 be 09 c0 cf 38
Address 0x10: 09 e8 ba ff 42 55 49 4c 54 49 4e 00 00 60 b6 be
Address 0x20: 42 55 49 4c 54 49 4e 00 42 55 49 4c 00 13 04 07
Address 0x30: dc ff ff ff ad 01 01 04 ac 4b c8 1d f7 b6 ff ff
Address 0x40: ff ff ff ff 00 00 00 00 00 00 00 00 00 00 00 00
Address 0x50: 00 00 00 00 00 00 00 00 00 00 00 00 00 00 00 00
Address 0x60: 00 00 00 00 00 00 45 00 00 ff ff ff ff ff ff ff
Address 0x70: ff ff ff f3 50 36 36 36 36 00 00 00 00 00 00 00
PIC 0          BUILTIN      BUILTIN      12x100GE/36x40GE/144x10GE

Jedec Code: 0x7fb0      EEPROM Version: 0x02
P/N:         BUILTIN    S/N:         BUILTIN
Assembly ID: 0xf050     Assembly Version: 02.17
Date:        04-19-2012 Assembly Flags: 0x00
Board Information Record:
Address 0x00: ad 01 01 04 ac 4b c8 1d f7 b6 ff ff ff ff ff ff
I2C Hex Data:
Address 0x00: 7f b0 02 ff f0 50 02 11 00 00 00 07 0a 20 45
Address 0x10: 6c 61 70 73 42 55 49 4c 54 49 4e 00 25 73 3a 20
Address 0x20: 42 55 49 4c 54 49 4e 00 25 73 3a 20 00 13 04 07
Address 0x30: dc ff ff ff ad 01 01 04 ac 4b c8 1d f7 b6 ff ff
Address 0x40: ff ff ff ff 01 00 00 00 00 00 00 00 00 00 00 00
Address 0x50: 00 00 00 00 00 00 00 00 00 00 00 00 00 00 00 00
Address 0x60: 00 00 00 00 00 00 45 00 00 ff ff ff ff ff ff ff
Address 0x70: ff ff ff f3 55 55 55 55 55 55 55 55 55 55 55 55
Xcvr 0      REV 01    740-054053    QG1505YM      QSFP+-4X10G-SR

```

```

Xcvr 11          NON-JNPR      GDA2017459      QSFP-100GBASE-LR4
Xcvr 35          NON-JNPR      GDF2008750      QSFP-100GBASE-LR4
FPC 5            REV 13        750-068822      ACPD6501        LC1102 - 12C / 36Q /
144X
Jedec Code:      0x7fb0          EEPROM Version:   0x02
P/N:             750-068822      S/N:             ACPD6501
Assembly ID:     0x0be7          Assembly Version: 01.13
Date:            06-29-2017      Assembly Flags:   0x00
Version:         REV 13          CLEI Code:        CMUIAM9BAC
ID: ULC-36Q-12Q28              FRU Model Number: QFX10000-36Q
Board Information Record:
Address 0x00: ff ff ff ff ff ff ff ff ff ff ff ff ff ff ff
I2C Hex Data:
Address 0x00: 7f b0 02 ff 0b e7 01 0d 52 45 56 20 31 33 00 00
Address 0x10: 00 00 00 00 37 35 30 2d 30 36 38 38 32 32 00 00
Address 0x20: 53 2f 4e 20 41 43 50 44 36 35 30 31 00 1d 06 07
Address 0x30: e1 ff ff ff ff ff ff ff ff ff ff ff ff ff ff
Address 0x40: ff ff ff ff 01 43 4d 55 49 41 4d 39 42 41 43 51
Address 0x50: 46 58 31 30 30 30 30 2d 33 36 51 00 00 00 00 00
Address 0x60: 00 00 00 00 00 00 43 41 00 ff ff ff ff ff ff ff
Address 0x70: ff ff ff fd ff ff ff ff ff ff ff ff ff ff ff ff
CPU          BUILTIN          BUILTIN          FPC CPU
Jedec Code:      0x7fb0          EEPROM Version:   0x02
P/N:             BUILTIN          S/N:             BUILTIN
Assembly ID:     0xf020          Assembly Version: 02.17
Date:            04-19-2012      Assembly Flags:   0x00
Board Information Record:
Address 0x00: ad 01 01 04 ac 4b c8 1d f7 b6 ff ff ff ff ff ff
I2C Hex Data:
Address 0x00: 7f b0 02 ff f0 20 02 11 00 c0 c6 bc 09 c0 ca 40
Address 0x10: 09 e8 ba ff 42 55 49 4c 54 49 4e 00 00 c0 c6 bc
Address 0x20: 42 55 49 4c 54 49 4e 00 42 55 49 4c 00 13 04 07
Address 0x30: dc ff ff ff ad 01 01 04 ac 4b c8 1d f7 b6 ff ff
Address 0x40: ff ff ff ff 00 00 00 00 00 00 00 00 00 00 00 00
Address 0x50: 00 00 00 00 00 00 00 00 00 00 00 00 00 00 00 00
Address 0x60: 00 00 00 00 00 00 45 00 00 ff ff ff ff ff ff ff
Address 0x70: ff ff ff f3 50 36 36 36 36 00 00 00 00 00 00 00
PIC 0          BUILTIN          BUILTIN          12x100GE/36x40GE/144x10GE

Jedec Code:      0x7fb0          EEPROM Version:   0x02
P/N:             BUILTIN          S/N:             BUILTIN
Assembly ID:     0xf050          Assembly Version: 02.17
Date:            04-19-2012      Assembly Flags:   0x00
Board Information Record:
Address 0x00: ad 01 01 04 ac 4b c8 1d f7 b6 ff ff ff ff ff ff
I2C Hex Data:
Address 0x00: 7f b0 02 ff f0 50 02 11 00 00 00 00 07 0a 20 45
Address 0x10: 6c 61 70 73 42 55 49 4c 54 49 4e 00 25 73 3a 20
Address 0x20: 42 55 49 4c 54 49 4e 00 25 73 3a 20 00 13 04 07
Address 0x30: dc ff ff ff ad 01 01 04 ac 4b c8 1d f7 b6 ff ff
Address 0x40: ff ff ff ff 01 00 00 00 00 00 00 00 00 00 00 00
Address 0x50: 00 00 00 00 00 00 00 00 00 00 00 00 00 00 00 00
Address 0x60: 00 00 00 00 00 00 45 00 00 ff ff ff ff ff ff ff
Address 0x70: ff ff ff f3 55 55 55 55 55 55 55 55 55 55 55 55
Xcvr 1          REV 01        740-058734      1ECQ11381LA      QSFP-100GBASE-SR4
Xcvr 2          REV 01        740-043308      UWH141S          QSFP+-40G-LR4
Xcvr 3          REV 01        740-043308      UWE2CG9          QSFP+-40G-LR4
FPC 6            REV 37        750-077140      ACNS2793         LC1102 - 12C / 36Q /
144X
Jedec Code:      0x7fb0          EEPROM Version:   0x02
P/N:             750-077140      S/N:             ACNS2793

```

```

Assembly ID: 0x0be7      Assembly Version: 01.37
Date: 03-25-2017      Assembly Flags: 0x00
Version: REV 37      CLEI Code: CMUIAM9BAA
ID: ULC-36Q-12Q28      FRU Model Number: QFX10000-36Q
Board Information Record:
Address 0x00: ff ff ff ff ff ff ff ff ff ff ff ff ff ff ff ff
I2C Hex Data:
Address 0x00: 7f b0 02 ff 0b e7 01 25 52 45 56 20 33 37 00 00
Address 0x10: 00 00 00 00 37 35 30 2d 30 37 37 31 34 30 00 00
Address 0x20: 53 2f 4e 20 41 43 4e 53 32 37 39 33 00 19 03 07
Address 0x30: e1 ff ff ff ff ff ff ff ff ff ff ff ff ff ff
Address 0x40: ff ff ff ff 01 43 4d 55 49 41 4d 39 42 41 41 51
Address 0x50: 46 58 31 30 30 30 30 2d 33 36 51 00 00 00 00 00
Address 0x60: 00 00 00 00 00 00 42 45 00 ff ff ff ff ff ff ff
Address 0x70: ff ff ff fe ff ff ff ff ff ff ff ff ff ff ff ff
CPU          BUILTIN      BUILTIN      FPC CPU
Jedec Code: 0x7fb0      EEPROM Version: 0x02
P/N: BUILTIN          S/N: BUILTIN
Assembly ID: 0xf020      Assembly Version: 02.17
Date: 04-19-2012      Assembly Flags: 0x00
Board Information Record:
Address 0x00: ad 01 01 04 ac 4b c8 1d f7 b6 ff ff ff ff ff ff
I2C Hex Data:
Address 0x00: 7f b0 02 ff f0 20 02 11 00 a0 e6 d4 09 00 bd 43
Address 0x10: 09 e8 ba ff 42 55 49 4c 54 49 4e 00 00 a0 e6 d4
Address 0x20: 42 55 49 4c 54 49 4e 00 42 55 49 4c 00 13 04 07
Address 0x30: dc ff ff ff ad 01 01 04 ac 4b c8 1d f7 b6 ff ff
Address 0x40: ff ff ff ff 00 00 00 00 00 00 00 00 00 00 00 00
Address 0x50: 00 00 00 00 00 00 00 00 00 00 00 00 00 00 00 00
Address 0x60: 00 00 00 00 00 00 45 00 00 ff ff ff ff ff ff ff
Address 0x70: ff ff ff f3 50 36 36 36 36 00 00 00 00 00 00 00
PIC 0          BUILTIN      BUILTIN      12x100GE/36x40GE/144x10GE

Jedec Code: 0x7fb0      EEPROM Version: 0x02
P/N: BUILTIN          S/N: BUILTIN
Assembly ID: 0xf050      Assembly Version: 02.17
Date: 04-19-2012      Assembly Flags: 0x00
Board Information Record:
Address 0x00: ad 01 01 04 ac 4b c8 1d f7 b6 ff ff ff ff ff ff
I2C Hex Data:
Address 0x00: 7f b0 02 ff f0 50 02 11 00 00 00 00 07 0a 20 45
Address 0x10: 6c 61 70 73 42 55 49 4c 54 49 4e 00 25 73 3a 20
Address 0x20: 42 55 49 4c 54 49 4e 00 25 73 3a 20 00 13 04 07
Address 0x30: dc ff ff ff ad 01 01 04 ac 4b c8 1d f7 b6 ff ff
Address 0x40: ff ff ff ff 01 00 00 00 00 00 00 00 00 00 00 00
Address 0x50: 00 00 00 00 00 00 00 00 00 00 00 00 00 00 00 00
Address 0x60: 00 00 00 00 00 00 45 00 00 ff ff ff ff ff ff ff
Address 0x70: ff ff ff f3 55 55 55 55 55 55 55 55 55 55 55 55
Xcvr 0      REV 01      740-032986      QH0400VH      QSFP+-40G-SR4
Xcvr 1      REV 01      740-032986      QH0400VM      QSFP+-40G-SR4
Xcvr 35     REV 01      740-058734      1ECQ11390ZB   QSFP-100GBASE-SR4
FPC 8      REV 36      750-077140      ACNP4625      LC1102 - 12C / 36Q /
144X
Jedec Code: 0x7fb0      EEPROM Version: 0x02
P/N: 750-077140      S/N: ACNP4625
Assembly ID: 0x0be7      Assembly Version: 01.36
Date: 10-17-2016      Assembly Flags: 0x00
Version: REV 36      CLEI Code: CMUIAM9BAA
ID: ULC-36Q-12Q28      FRU Model Number: QFX10000-36Q
Board Information Record:
Address 0x00: ff ff ff ff ff ff ff ff ff ff ff ff ff ff ff ff

```

## I2C Hex Data:

Address 0x00: 7f b0 02 ff 0b e7 01 24 52 45 56 20 33 36 00 00  
 Address 0x10: 00 00 00 00 37 35 30 2d 30 37 37 31 34 30 00 00  
 Address 0x20: 53 2f 4e 20 41 43 4e 50 34 36 32 35 00 11 0a 07  
 Address 0x30: e0 ff ff ff ff ff ff ff ff ff ff ff ff ff ff  
 Address 0x40: ff ff ff ff 01 43 4d 55 49 41 4d 39 42 41 41 51  
 Address 0x50: 46 58 31 30 30 30 30 2d 33 36 51 00 00 00 00 00  
 Address 0x60: 00 00 00 00 00 00 42 45 00 ff ff ff ff ff ff ff  
 Address 0x70: ff ff ff fe ff ff ff ff ff ff ff ff ff ff ff  
 CPU BUILTIN BUILTIN FPC CPU

Jedec Code: 0x7fb0 EEPROM Version: 0x02  
 P/N: BUILTIN S/N: BUILTIN  
 Assembly ID: 0xf020 Assembly Version: 02.17  
 Date: 04-19-2012 Assembly Flags: 0x00

## Board Information Record:

Address 0x00: ad 01 01 04 ac 4b c8 1d f7 b6 ff ff ff ff ff ff

## I2C Hex Data:

Address 0x00: 7f b0 02 ff f0 20 02 11 00 c0 e6 d4 09 40 59 4a  
 Address 0x10: 09 e8 ba ff 42 55 49 4c 54 49 4e 00 00 c0 e6 d4  
 Address 0x20: 42 55 49 4c 54 49 4e 00 42 55 49 4c 00 13 04 07  
 Address 0x30: dc ff ff ff ad 01 01 04 ac 4b c8 1d f7 b6 ff ff  
 Address 0x40: ff ff ff ff 00 00 00 00 00 00 00 00 00 00 00 00  
 Address 0x50: 00 00 00 00 00 00 00 00 00 00 00 00 00 00 00 00  
 Address 0x60: 00 00 00 00 00 00 45 00 00 ff ff ff ff ff ff ff  
 Address 0x70: ff ff ff f3 50 36 36 36 36 00 00 00 00 00 00 00  
 PIC 0 BUILTIN BUILTIN 12x100GE/36x40GE/144x10GE

Jedec Code: 0x7fb0 EEPROM Version: 0x02  
 P/N: BUILTIN S/N: BUILTIN  
 Assembly ID: 0xf050 Assembly Version: 02.17  
 Date: 04-19-2012 Assembly Flags: 0x00

## Board Information Record:

Address 0x00: ad 01 01 04 ac 4b c8 1d f7 b6 ff ff ff ff ff ff

## I2C Hex Data:

Address 0x00: 7f b0 02 ff f0 50 02 11 00 00 00 00 07 0a 20 45  
 Address 0x10: 6c 61 70 73 42 55 49 4c 54 49 4e 00 25 73 3a 20  
 Address 0x20: 42 55 49 4c 54 49 4e 00 25 73 3a 20 00 13 04 07  
 Address 0x30: dc ff ff ff ad 01 01 04 ac 4b c8 1d f7 b6 ff ff  
 Address 0x40: ff ff ff ff 01 00 00 00 00 00 00 00 00 00 00 00  
 Address 0x50: 00 00 00 00 00 00 00 00 00 00 00 00 00 00 00 00  
 Address 0x60: 00 00 00 00 00 00 45 00 00 ff ff ff ff ff ff ff  
 Address 0x70: ff ff ff f3 55 55 55 55 55 55 55 55 55 55 55 55

Xcvr 1 REV 01 740-058732 1AMQA14206D QSFP-100GBASE-LR4  
 Xcvr 10 REV 01 740-032986 QF4301KB QSFP+-40G-SR4  
 Xcvr 24 REV 01 740-054050 INFJA0492244 QSFP+-4X10G-LR  
 FPC 9 REV 35 750-071976 ACPD3055 LC1101 - 30C / 30Q / 96X

Jedec Code: 0x7fb0 EEPROM Version: 0x02  
 P/N: 750-071976 S/N: ACPD3055  
 Assembly ID: 0x0be8 Assembly Version: 01.35  
 Date: 05-26-2016 Assembly Flags: 0x00  
 Version: REV 35 CLEI Code: CMUIANABAA  
 ID: ULC-30Q28 FRU Model Number: JNP10K-LC1101

## Board Information Record:

Address 0x00: ff ff ff ff ff ff ff ff ff ff ff ff ff ff ff

## I2C Hex Data:

Address 0x00: 7f b0 02 ff 0b e8 01 23 52 45 56 20 33 35 00 00  
 Address 0x10: 00 00 00 00 37 35 30 2d 30 37 31 39 37 36 00 00  
 Address 0x20: 53 2f 4e 20 41 43 50 44 33 30 35 35 00 1a 05 07  
 Address 0x30: e0 ff ff ff ff ff ff ff ff ff ff ff ff ff ff  
 Address 0x40: ff ff ff ff 01 43 4d 55 49 41 4e 41 42 41 41 4a

```

Address 0x50: 4e 50 31 30 4b 2d 4c 43 31 31 30 31 00 00 00 00
Address 0x60: 00 00 00 00 00 00 41 42 00 ff ff ff ff ff ff ff
Address 0x70: ff ff ff ef ff ff ff ff ff ff ff ff ff ff ff ff
CPU          BUILTIN          BUILTIN          FPC CPU
Jedec Code:  0x7fb0          EEPROM Version: 0x02
P/N:         BUILTIN        S/N:         BUILTIN
Assembly ID: 0xf020          Assembly Version: 02.17
Date:        04-19-2012     Assembly Flags: 0x00
Board Information Record:
Address 0x00: ad 01 01 04 ac 4b c8 1d f7 b6 ff ff ff ff ff ff
I2C Hex Data:
Address 0x00: 7f b0 02 ff f0 20 02 11 00 20 e7 d4 09 00 a6 4d
Address 0x10: 09 e8 ba ff 42 55 49 4c 54 49 4e 00 00 20 e7 d4
Address 0x20: 42 55 49 4c 54 49 4e 00 42 55 49 4c 00 13 04 07
Address 0x30: dc ff ff ff ad 01 01 04 ac 4b c8 1d f7 b6 ff ff
Address 0x40: ff ff ff ff 00 00 00 00 00 00 00 00 00 00 00 00
Address 0x50: 00 00 00 00 00 00 00 00 00 00 00 00 00 00 00 00
Address 0x60: 00 00 00 00 00 00 45 00 00 ff ff ff ff ff ff ff
Address 0x70: ff ff ff f3 50 36 36 36 36 00 00 00 00 00 00 00
PIC 0          BUILTIN          BUILTIN          30x100GE/30x40GE/96x10GE

Jedec Code:  0x7fb0          EEPROM Version: 0x02
P/N:         BUILTIN        S/N:         BUILTIN
Assembly ID: 0xf050          Assembly Version: 02.17
Date:        04-19-2012     Assembly Flags: 0x00
Board Information Record:
Address 0x00: ad 01 01 04 ac 4b c8 1d f7 b6 ff ff ff ff ff ff
I2C Hex Data:
Address 0x00: 7f b0 02 ff f0 50 02 11 00 00 00 07 0a 20 45
Address 0x10: 6c 61 70 73 42 55 49 4c 54 49 4e 00 25 73 3a 20
Address 0x20: 42 55 49 4c 54 49 4e 00 25 73 3a 20 00 13 04 07
Address 0x30: dc ff ff ff ad 01 01 04 ac 4b c8 1d f7 b6 ff ff
Address 0x40: ff ff ff ff 01 00 00 00 00 00 00 00 00 00 00 00
Address 0x50: 00 00 00 00 00 00 00 00 00 00 00 00 00 00 00 00
Address 0x60: 00 00 00 00 00 00 45 00 00 ff ff ff ff ff ff ff
Address 0x70: ff ff ff f3 55 55 55 55 55 55 55 55 55 55 55 55
Xcvr 0          NON-JNPR      INGBT7970007      QSFP-100GBASE-LR4
Xcvr 1          NON-JNPR      UWQ24D9          QSFP-100GBASE-LR4
Xcvr 2          NON-JNPR      INGBT7970011     QSFP-100GBASE-LR4
Xcvr 3          NON-JNPR      UX60AF1          QSFP-100G-CWDM4
Xcvr 4          NON-JNPR      UX408JJ          QSFP-100GBASE-LR4
Xcvr 11         REV 01       740-058734       1ECQ113835F      QSFP-100GBASE-SR4
Xcvr 18         NON-JNPR      Q7496            QSFP-100G-CWDM4
Xcvr 29         REV 01       740-058734       1ECQ11380LZ      QSFP-100GBASE-SR4
Power Supply 0  REV 02       740-049388       1EDL625039E      Power Supply AC
Jedec Code:  0x7fb0          EEPROM Version: 0x02
P/N:         740-049388      S/N:         1EDL625039E
Assembly ID: 0x0483          Assembly Version: 01.02
Date:        06-19-2016     Assembly Flags: 0x00
Version:     REV 02          CLEI Code:     CMUPADNBAA
ID: QFX10000 AC             FRU Model Number: QFX10000-PWR-AC
Board Information Record:
Address 0x00: ff ff ff ff ff ff ff ff ff ff ff ff ff ff ff ff
I2C Hex Data:
Address 0x00: 7f b0 02 ff 04 83 01 02 52 45 56 20 30 32 00 00
Address 0x10: 00 00 00 00 37 34 30 2d 30 34 39 33 38 38 00 00
Address 0x20: 31 45 44 4c 36 32 35 30 33 39 45 00 00 13 06 07
Address 0x30: e0 ff ff ff ff ff ff ff ff ff ff ff ff ff ff ff
Address 0x40: ff ff ff ff 01 43 4d 55 50 41 44 4e 42 41 41 51
Address 0x50: 46 58 31 30 30 30 2d 50 57 52 2d 41 43 00 00
Address 0x60: 00 00 00 00 00 00 01 30 31 ff ff ff ff ff ff ff

```



```

Address 0x70: ff ff ff dc ff ff ff ff ff ff ff ff ff ff ff
Power Supply 1  REV 02  740-049388  1EDL62503AD  Power Supply AC
Jedec Code: 0x7fb0      EEPROM Version: 0x02
P/N: 740-049388      S/N: 1EDL62503AD
Assembly ID: 0x0483    Assembly Version: 01.02
Date: 06-19-2016      Assembly Flags: 0x00
Version: REV 02      CLEI Code: CMUPADNBAA
ID: QFX10000 AC      FRU Model Number: QFX10000-PWR-AC
Board Information Record:
Address 0x00: ff ff ff ff ff ff ff ff ff ff ff ff ff ff ff
I2C Hex Data:
Address 0x00: 7f b0 02 ff 04 83 01 02 52 45 56 20 30 32 00 00
Address 0x10: 00 00 00 00 37 34 30 2d 30 34 39 33 38 38 00 00
Address 0x20: 31 45 44 4c 36 32 35 30 33 41 44 00 00 13 06 07
Address 0x30: e0 ff ff ff ff ff ff ff ff ff ff ff ff ff ff
Address 0x40: ff ff ff ff 01 43 4d 55 50 41 44 4e 42 41 41 51
Address 0x50: 46 58 31 30 30 30 30 2d 50 57 52 2d 41 43 00 00
Address 0x60: 00 00 00 00 00 00 01 30 31 ff ff ff ff ff ff ff
Address 0x70: ff ff ff dc ff ff ff ff ff ff ff ff ff ff ff
Power Supply 2  REV 02  740-049388  1EDL625039P  Power Supply AC
Jedec Code: 0x7fb0      EEPROM Version: 0x02
P/N: 740-049388      S/N: 1EDL625039P
Assembly ID: 0x0483    Assembly Version: 01.02
Date: 06-19-2016      Assembly Flags: 0x00
Version: REV 02      CLEI Code: CMUPADNBAA
ID: QFX10000 AC      FRU Model Number: QFX10000-PWR-AC
Board Information Record:
Address 0x00: ff ff ff ff ff ff ff ff ff ff ff ff ff ff ff
I2C Hex Data:
Address 0x00: 7f b0 02 ff 04 83 01 02 52 45 56 20 30 32 00 00
Address 0x10: 00 00 00 00 37 34 30 2d 30 34 39 33 38 38 00 00
Address 0x20: 31 45 44 4c 36 32 35 30 33 39 50 00 00 13 06 07
Address 0x30: e0 ff ff ff ff ff ff ff ff ff ff ff ff ff ff
Address 0x40: ff ff ff ff 01 43 4d 55 50 41 44 4e 42 41 41 51
Address 0x50: 46 58 31 30 30 30 30 2d 50 57 52 2d 41 43 00 00
Address 0x60: 00 00 00 00 00 00 01 30 31 ff ff ff ff ff ff ff
Address 0x70: ff ff ff dc ff ff ff ff ff ff ff ff ff ff ff
Power Supply 3  REV 02  740-049388  1EDL702004E  Power Supply AC
Jedec Code: 0x7fb0      EEPROM Version: 0x02
P/N: 740-049388      S/N: 1EDL702004E
Assembly ID: 0x0483    Assembly Version: 01.02
Date: 01-18-2017      Assembly Flags: 0x00
Version: REV 02      CLEI Code: CMUPADNBAA
ID: QFX10000 AC      FRU Model Number: QFX10000-PWR-AC
Board Information Record:
Address 0x00: ff ff ff ff ff ff ff ff ff ff ff ff ff ff ff
I2C Hex Data:
Address 0x00: 7f b0 02 ff 04 83 01 02 52 45 56 20 30 32 00 00
Address 0x10: 00 00 00 00 37 34 30 2d 30 34 39 33 38 38 00 00
Address 0x20: 31 45 44 4c 37 30 32 30 30 34 45 00 00 12 01 07
Address 0x30: e1 ff ff ff ff ff ff ff ff ff ff ff ff ff ff
Address 0x40: ff ff ff ff 01 43 4d 55 50 41 44 4e 42 41 41 51
Address 0x50: 46 58 31 30 30 30 30 2d 50 57 52 2d 41 43 00 00
Address 0x60: 00 00 00 00 00 00 01 30 31 ff ff ff ff ff ff ff
Address 0x70: ff ff ff dc ff ff ff ff ff ff ff ff ff ff ff
Power Supply 4  REV 02  740-049388  1EDL625039D  Power Supply AC
Jedec Code: 0x7fb0      EEPROM Version: 0x02
P/N: 740-049388      S/N: 1EDL625039D
Assembly ID: 0x0483    Assembly Version: 01.02
Date: 06-19-2016      Assembly Flags: 0x00
Version: REV 02      CLEI Code: CMUPADNBAA

```

```

ID: QFX10000 AC                      FRU Model Number: QFX10000-PWR-AC
Board Information Record:
  Address 0x00: ff ff ff ff ff ff ff ff ff ff ff ff ff ff ff ff
I2C Hex Data:
  Address 0x00: 7f b0 02 ff 04 83 01 02 52 45 56 20 30 32 00 00
  Address 0x10: 00 00 00 00 37 34 30 2d 30 34 39 33 38 38 00 00
  Address 0x20: 31 45 44 4c 36 32 35 30 33 39 44 00 00 13 06 07
  Address 0x30: e0 ff ff ff ff ff ff ff ff ff ff ff ff ff ff
  Address 0x40: ff ff ff ff 01 43 4d 55 50 41 44 4e 42 41 41 51
  Address 0x50: 46 58 31 30 30 30 30 2d 50 57 52 2d 41 43 00 00
  Address 0x60: 00 00 00 00 00 00 01 30 31 ff ff ff ff ff ff ff
  Address 0x70: ff ff ff dc ff ff ff ff ff ff ff ff ff ff ff ff
Power Supply 5  REV 02  740-049388  1EDL63706JD  Power Supply AC
Jedec Code: 0x7fb0          EEPROM Version: 0x02
P/N: 740-049388          S/N: 1EDL63706JD
Assembly ID: 0x0483        Assembly Version: 01.02
Date: 09-13-2016          Assembly Flags: 0x00
Version: REV 02           CLEI Code: CMUPADNBAA
ID: QFX10000 AC          FRU Model Number: QFX10000-PWR-AC
Board Information Record:
  Address 0x00: ff ff ff ff ff ff ff ff ff ff ff ff ff ff ff ff
I2C Hex Data:
  Address 0x00: 7f b0 02 ff 04 83 01 02 52 45 56 20 30 32 00 00
  Address 0x10: 00 00 00 00 37 34 30 2d 30 34 39 33 38 38 00 00
  Address 0x20: 31 45 44 4c 36 33 37 30 36 4a 44 00 00 0d 09 07
  Address 0x30: e0 ff ff ff ff ff ff ff ff ff ff ff ff ff ff
  Address 0x40: ff ff ff ff 01 43 4d 55 50 41 44 4e 42 41 41 51
  Address 0x50: 46 58 31 30 30 30 30 2d 50 57 52 2d 41 43 00 00
  Address 0x60: 00 00 00 00 00 00 01 30 31 ff ff ff ff ff ff ff
  Address 0x70: ff ff ff dc ff ff ff ff ff ff ff ff ff ff ff ff
Power Supply 6  REV 02  740-049388  1EDL63706JH  Power Supply AC
Jedec Code: 0x7fb0          EEPROM Version: 0x02
P/N: 740-049388          S/N: 1EDL63706JH
Assembly ID: 0x0483        Assembly Version: 01.02
Date: 09-13-2016          Assembly Flags: 0x00
Version: REV 02           CLEI Code: CMUPADNBAA
ID: QFX10000 AC          FRU Model Number: QFX10000-PWR-AC
Board Information Record:
  Address 0x00: ff ff ff ff ff ff ff ff ff ff ff ff ff ff ff ff
I2C Hex Data:
  Address 0x00: 7f b0 02 ff 04 83 01 02 52 45 56 20 30 32 00 00
  Address 0x10: 00 00 00 00 37 34 30 2d 30 34 39 33 38 38 00 00
  Address 0x20: 31 45 44 4c 36 33 37 30 36 4a 48 00 00 0d 09 07
  Address 0x30: e0 ff ff ff ff ff ff ff ff ff ff ff ff ff ff
  Address 0x40: ff ff ff ff 01 43 4d 55 50 41 44 4e 42 41 41 51
  Address 0x50: 46 58 31 30 30 30 30 2d 50 57 52 2d 41 43 00 00
  Address 0x60: 00 00 00 00 00 00 01 30 31 ff ff ff ff ff ff ff
  Address 0x70: ff ff ff dc ff ff ff ff ff ff ff ff ff ff ff ff
FTC 0          REV 10  750-050309  ACPM2918  Fan Controller 16
Jedec Code: 0x7fb0          EEPROM Version: 0x02
P/N: 750-050309          S/N: ACPM2918
Assembly ID: 0x0b9c        Assembly Version: 01.10
Date: 01-13-2017          Assembly Flags: 0x00
Version: REV 10           CLEI Code: CMUCAH5CAA
ID: QFX10016 FTC          FRU Model Number: QFX10016-FAN-CTRL
Board Information Record:
  Address 0x00: ff ff ff ff ff ff ff ff ff ff ff ff ff ff ff ff
I2C Hex Data:
  Address 0x00: 7f b0 02 ff 0b 9c 01 0a 52 45 56 20 31 30 00 00
  Address 0x10: 00 00 00 00 37 35 30 2d 30 35 30 33 30 39 00 00
  Address 0x20: 53 2f 4e 20 41 43 50 4d 32 39 31 38 00 0d 01 07

```

```

Address 0x30: e1 ff ff ff ff ff ff ff ff ff ff ff ff ff ff
Address 0x40: ff ff ff ff 01 43 4d 55 43 41 48 35 43 41 41 51
Address 0x50: 46 58 31 30 30 31 36 2d 46 41 4e 2d 43 54 52 4c
Address 0x60: 00 00 00 00 00 00 41 41 00 ff ff ff ff ff ff ff
Address 0x70: ff ff ff 6f ff ff ff ff ff ff ff ff ff ff ff ff

FTC 1          REV 10    750-050309    ACPE8185          Fan Controller 16
Jedec Code:    0x7fb0          EEPROM Version:    0x02
P/N:           750-050309      S/N:              ACPE8185
Assembly ID:   0x0b9c          Assembly Version:  01.10
Date:          12-22-2016      Assembly Flags:    0x00
Version:       REV 10          CLEI Code:         CMUCAH5CAA
ID: QFX10016 FTC              FRU Model Number: QFX10016-FAN-CTRL
Board Information Record:
Address 0x00: ff ff ff ff ff ff ff ff ff ff ff ff ff ff ff
I2C Hex Data:
Address 0x00: 7f b0 02 ff 0b 9c 01 0a 52 45 56 20 31 30 00 00
Address 0x10: 00 00 00 00 37 35 30 2d 30 35 30 33 30 39 00 00
Address 0x20: 53 2f 4e 20 41 43 50 45 38 31 38 35 00 16 0c 07
Address 0x30: e0 ff ff ff ff ff ff ff ff ff ff ff ff ff ff
Address 0x40: ff ff ff ff 01 43 4d 55 43 41 48 35 43 41 41 51
Address 0x50: 46 58 31 30 30 31 36 2d 46 41 4e 2d 43 54 52 4c
Address 0x60: 00 00 00 00 00 00 41 41 00 ff ff ff ff ff ff ff
Address 0x70: ff ff ff 6f ff ff ff ff ff ff ff ff ff ff ff ff

Fan Tray 0      REV 10    760-077141    ACPV7288          Fan Tray 16
Jedec Code:    0x7fb0          EEPROM Version:    0x02
P/N:           760-077141      S/N:              ACPV7288
Assembly ID:   0x0bf1          Assembly Version:  01.10
Date:          06-07-2017      Assembly Flags:    0x00
Version:       REV 10          CLEI Code:         CMUCAH4CAA
ID: QFX10016 FHB              FRU Model Number: JNP10016-FAN
Board Information Record:
Address 0x00: ff ff ff ff ff ff ff ff ff ff ff ff ff ff ff
I2C Hex Data:
Address 0x00: 7f b0 02 ff 0b f1 01 0a 52 45 56 20 31 30 00 00
Address 0x10: 00 00 00 00 37 36 30 2d 30 37 37 31 34 31 00 00
Address 0x20: 53 2f 4e 20 41 43 50 56 37 32 38 38 00 07 06 07
Address 0x30: e1 ff ff ff ff ff ff ff ff ff ff ff ff ff ff
Address 0x40: ff ff ff ff 01 43 4d 55 43 41 48 34 43 41 41 4a
Address 0x50: 4e 50 31 30 30 31 36 2d 46 41 4e 00 00 00 00 00
Address 0x60: 00 00 00 00 00 00 41 42 00 ff ff ff ff ff ff ff
Address 0x70: ff ff ff 0d ff ff ff ff ff ff ff ff ff ff ff ff

Fan Tray 1      REV 10    760-057901    ACPL0546          Fan Tray 16
Jedec Code:    0x7fb0          EEPROM Version:    0x02
P/N:           760-057901      S/N:              ACPL0546
Assembly ID:   0x0bf1          Assembly Version:  01.10
Date:          02-14-2017      Assembly Flags:    0x00
Version:       REV 10          CLEI Code:         CMUCAH4CAA
ID: QFX10016 FHB              FRU Model Number: QFX10016-FAN
Board Information Record:
Address 0x00: ff ff ff ff ff ff ff ff ff ff ff ff ff ff ff
I2C Hex Data:
Address 0x00: 7f b0 02 ff 0b f1 01 0a 52 45 56 20 31 30 00 00
Address 0x10: 00 00 00 00 37 36 30 2d 30 35 37 39 30 31 00 00
Address 0x20: 53 2f 4e 20 41 43 50 4c 30 35 34 36 00 0e 02 07
Address 0x30: e1 ff ff ff ff ff ff ff ff ff ff ff ff ff ff
Address 0x40: ff ff ff ff 01 43 4d 55 43 41 48 34 43 41 41 51
Address 0x50: 46 58 31 30 30 31 36 2d 46 41 4e 00 00 00 00 00
Address 0x60: 00 00 00 00 00 00 41 42 00 ff ff ff ff ff ff ff
Address 0x70: ff ff ff 0d ff ff ff ff ff ff ff ff ff ff ff ff

SIB 0          REV 15    750-058270    ACPM2804          Switch Fabric 16
Jedec Code:    0x7fb0          EEPROM Version:    0x02

```

```

P/N:          750-058270      S/N:          ACPM2804
Assembly ID:  0x0bed          Assembly Version: 01.15
Date:         12-21-2016     Assembly Flags:  0x00
Version:      REV 15         CLEI Code:       CMUCAH6CAA
ID: QFX10016 SIB            FRU Model Number: QFX10016-SF

Board Information Record:
Address 0x00: ff ff ff ff ff ff ff ff ff ff ff ff ff ff ff
I2C Hex Data:
Address 0x00: 7f b0 02 ff 0b ed 01 0f 52 45 56 20 31 35 00 00
Address 0x10: 00 00 00 00 37 35 30 2d 30 35 38 32 37 30 00 00
Address 0x20: 53 2f 4e 20 41 43 50 4d 32 38 30 34 00 15 0c 07
Address 0x30: e0 ff ff ff ff ff ff ff ff ff ff ff ff ff ff
Address 0x40: ff ff ff ff 01 43 4d 55 43 41 48 36 43 41 41 51
Address 0x50: 46 58 31 30 30 31 36 2d 53 46 00 00 00 00 00 00
Address 0x60: 00 00 00 00 00 00 41 42 00 ff ff ff ff ff ff ff
Address 0x70: ff ff ff d3 00 00 00 00 00 00 00 00 00 00 00 00

SIB 1          REV 15      750-058270      ACPM2808      Switch Fabric 16
Jedec Code:    0x7fb0      EEPROM Version: 0x02
P/N:          750-058270      S/N:          ACPM2808
Assembly ID:   0x0bed      Assembly Version: 01.15
Date:         12-21-2016     Assembly Flags:  0x00
Version:      REV 15         CLEI Code:       CMUCAH6CAA
ID: QFX10016 SIB            FRU Model Number: QFX10016-SF

Board Information Record:
Address 0x00: ff ff ff ff ff ff ff ff ff ff ff ff ff ff ff
I2C Hex Data:
Address 0x00: 7f b0 02 ff 0b ed 01 0f 52 45 56 20 31 35 00 00
Address 0x10: 00 00 00 00 37 35 30 2d 30 35 38 32 37 30 00 00
Address 0x20: 53 2f 4e 20 41 43 50 4d 32 38 30 38 00 15 0c 07
Address 0x30: e0 ff ff ff ff ff ff ff ff ff ff ff ff ff ff
Address 0x40: ff ff ff ff 01 43 4d 55 43 41 48 36 43 41 41 51
Address 0x50: 46 58 31 30 30 31 36 2d 53 46 00 00 00 00 00 00
Address 0x60: 00 00 00 00 00 00 41 42 00 ff ff ff ff ff ff ff
Address 0x70: ff ff ff d3 00 00 00 00 00 00 00 00 00 00 00 00

SIB 2          REV 15      750-058270      ACPL4450      Switch Fabric 16
Jedec Code:    0x7fb0      EEPROM Version: 0x02
P/N:          750-058270      S/N:          ACPL4450
Assembly ID:   0x0bed      Assembly Version: 01.15
Date:         02-17-2017     Assembly Flags:  0x00
Version:      REV 15         CLEI Code:       CMUCAH6CAA
ID: QFX10016 SIB            FRU Model Number: QFX10016-SF

Board Information Record:
Address 0x00: ff ff ff ff ff ff ff ff ff ff ff ff ff ff ff
I2C Hex Data:
Address 0x00: 7f b0 02 ff 0b ed 01 0f 52 45 56 20 31 35 00 00
Address 0x10: 00 00 00 00 37 35 30 2d 30 35 38 32 37 30 00 00
Address 0x20: 53 2f 4e 20 41 43 50 4c 34 34 35 30 00 11 02 07
Address 0x30: e1 ff ff ff ff ff ff ff ff ff ff ff ff ff ff
Address 0x40: ff ff ff ff 01 43 4d 55 43 41 48 36 43 41 41 51
Address 0x50: 46 58 31 30 30 31 36 2d 53 46 00 00 00 00 00 00
Address 0x60: 00 00 00 00 00 00 41 42 00 ff ff ff ff ff ff ff
Address 0x70: ff ff ff d3 00 00 00 00 00 00 00 00 00 00 00 00

SIB 3          REV 15      750-058270      ACPJ9834      Switch Fabric 16
Jedec Code:    0x7fb0      EEPROM Version: 0x02
P/N:          750-058270      S/N:          ACPJ9834
Assembly ID:   0x0bed      Assembly Version: 01.15
Date:         12-17-2016     Assembly Flags:  0x00
Version:      REV 15         CLEI Code:       CMUCAH6CAA
ID: QFX10016 SIB            FRU Model Number: QFX10016-SF

Board Information Record:
Address 0x00: ff ff ff ff ff ff ff ff ff ff ff ff ff ff ff

```

```

I2C Hex Data:
Address 0x00: 7f b0 02 ff 0b ed 01 0f 52 45 56 20 31 35 00 00
Address 0x10: 00 00 00 00 37 35 30 2d 30 35 38 32 37 30 00 00
Address 0x20: 53 2f 4e 20 41 43 50 4a 39 38 33 34 00 11 0c 07
Address 0x30: e0 ff ff ff ff ff ff ff ff ff ff ff ff ff ff
Address 0x40: ff ff ff ff 01 43 4d 55 43 41 48 36 43 41 41 51
Address 0x50: 46 58 31 30 30 31 36 2d 53 46 00 00 00 00 00 00
Address 0x60: 00 00 00 00 00 00 41 42 00 ff ff ff ff ff ff ff
Address 0x70: ff ff ff d3 00 00 00 00 00 00 00 00 00 00 00 00
SIB 4          REV 15    750-058270  ACPM2814          Switch Fabric 16
Jedec Code:    0x7fb0          EEPROM Version:    0x02
P/N:           750-058270      S/N:             ACPM2814
Assembly ID:   0x0bed          Assembly Version: 01.15
Date:          12-21-2016      Assembly Flags:   0x00
Version:       REV 15          CLEI Code:        CMUCAH6CAA
ID: QFX10016 SIB              FRU Model Number: QFX10016-SF
Board Information Record:
Address 0x00: ff ff ff ff ff ff ff ff ff ff ff ff ff ff ff ff
I2C Hex Data:
Address 0x00: 7f b0 02 ff 0b ed 01 0f 52 45 56 20 31 35 00 00
Address 0x10: 00 00 00 00 37 35 30 2d 30 35 38 32 37 30 00 00
Address 0x20: 53 2f 4e 20 41 43 50 4d 32 38 31 34 00 15 0c 07
Address 0x30: e0 ff ff ff ff ff ff ff ff ff ff ff ff ff ff
Address 0x40: ff ff ff ff 01 43 4d 55 43 41 48 36 43 41 41 51
Address 0x50: 46 58 31 30 30 31 36 2d 53 46 00 00 00 00 00 00
Address 0x60: 00 00 00 00 00 00 41 42 00 ff ff ff ff ff ff ff
Address 0x70: ff ff ff d3 00 00 00 00 00 00 00 00 00 00 00 00
SIB 5          REV 15    750-058270  ACPL4277          Switch Fabric 16
Jedec Code:    0x7fb0          EEPROM Version:    0x02
P/N:           750-058270      S/N:             ACPL4277
Assembly ID:   0x0bed          Assembly Version: 01.15
Date:          02-17-2017      Assembly Flags:   0x00
Version:       REV 15          CLEI Code:        CMUCAH6CAA
ID: QFX10016 SIB              FRU Model Number: QFX10016-SF
Board Information Record:
Address 0x00: ff ff ff ff ff ff ff ff ff ff ff ff ff ff ff ff
I2C Hex Data:
Address 0x00: 7f b0 02 ff 0b ed 01 0f 52 45 56 20 31 35 00 00
Address 0x10: 00 00 00 00 37 35 30 2d 30 35 38 32 37 30 00 00
Address 0x20: 53 2f 4e 20 41 43 50 4c 34 32 37 37 00 11 02 07
Address 0x30: e1 ff ff ff ff ff ff ff ff ff ff ff ff ff ff
Address 0x40: ff ff ff ff 01 43 4d 55 43 41 48 36 43 41 41 51
Address 0x50: 46 58 31 30 30 31 36 2d 53 46 00 00 00 00 00 00
Address 0x60: 00 00 00 00 00 00 41 42 00 ff ff ff ff ff ff ff
Address 0x70: ff ff ff d3 00 00 00 00 00 00 00 00 00 00 00 00
FPD Board      REV 07    711-054687  ACPL1407          Front Panel Display
Jedec Code:    0x7fb0          EEPROM Version:    0x01
P/N:           711-054687      S/N:             ACPL1407
Assembly ID:   0x0bf2          Assembly Version: 01.07
Date:          02-12-2017      Assembly Flags:   0x00
Version:       REV 07
ID: QFX10000 FPD
Board Information Record:
Address 0x00: ff ff ff ff ff ff ff ff ff ff ff ff ff ff ff ff
I2C Hex Data:
Address 0x00: 7f b0 01 ff 0b f2 01 07 52 45 56 20 30 37 00 00
Address 0x10: 00 00 00 00 37 31 31 2d 30 35 34 36 38 37 00 00
Address 0x20: 53 2f 4e 20 41 43 50 4c 31 34 30 37 00 0c 02 07
Address 0x30: e1 ff ff ff ff ff ff ff ff ff ff ff ff ff ff
Address 0x40: ff ff ff ff ff ff ff ff ff ff ff ff ff ff ff
Address 0x50: ff ff ff ff ff ff ff ff ff ff ff ff ff ff ff

```

```

Address 0x60: ff ff ff ff ff ff ff ff ff ff ff ff ff ff ff
Address 0x70: ff ff ff ff ff ff ff ff ff ff ff ff ff ff ff

```

### show chassis hardware models (MX104 Router)

```

user@host> show chassis hardware models
Hardware inventory:

```

Item	Version	Part number	Serial number	FRU model number
Midplane	REV 20	750-044219	CAAS5849	PROTO-ASSEMBLY
PEM 0	REV 01	740-045932	1H072400065	
Routing Engine 0	REV 16	750-044228	CAAR5915	PROTO-ASSEMBLY
AFEB 0		BUILTIN	BUILTIN	
FPC 0		BUILTIN	BUILTIN	
FPC 1		BUILTIN	BUILTIN	
MIC 0	REV 01	750-046905	CAAK7103	MIC-3D-20GE-SFP-EH
FPC 2		BUILTIN	BUILTIN	
Fan Tray	REV 02	711-049570	CAAX6538	PROTO-ASSEMBLY

### show chassis hardware models (PTX10008 Router)

```

user@host> show chassis hardware models
Hardware inventory:

```

Item	Version	Part number	Serial number	FRU model number
Midplane	REV 27	750-054097	ACPD4307	QFX10008-CHAS
CB 0	REV 02	750-068820	ACNZ4440	QFX10000-RE
CB 1	REV 02	750-068820	ACNZ8284	QFX10000-RE
FPC 0	REV 36	750-051354	ACNP4679	QFX10000-36Q
PIC 0		BUILTIN	BUILTIN	
FPC 1	REV 33	750-051354	ACNX8831	QFX10000-36Q
PIC 0		BUILTIN	BUILTIN	
FPC 2	REV 32	750-051357	ACPB0341	QFX10000-30C
PIC 0		BUILTIN	BUILTIN	
FPC 3	REV 35	750-051357	ACPD2186	QFX10000-30C
PIC 0		BUILTIN	BUILTIN	
FPC 5	REV 08	750-068822	ACPF0057	QFX10000-36Q
PIC 0		BUILTIN	BUILTIN	
FPC 6	REV 08	750-068822	ACPE9951	QFX10000-36Q
PIC 0		BUILTIN	BUILTIN	
FPD Board	REV 07	711-054687	ACPC7142	
Power Supply 0	REV 02	740-049388	1EDL62102N9	QFX10000-PWR-AC
Power Supply 1	REV 02	740-049388	1EDL60300KX	QFX10000-PWR-AC
Power Supply 2	REV 02	740-049388	1EDL60300DL	QFX10000-PWR-AC
Power Supply 3	REV 02	740-049388	1EDL61701BT	QFX10000-PWR-AC
Power Supply 4	REV 02	740-049388	1EDL62102P7	QFX10000-PWR-AC
Power Supply 5	REV 02	740-049388	1EDL62102PP	QFX10000-PWR-AC
FTC 0	REV 14	750-050108	ACPE4038	QFX10008-FAN-CTRL
FTC 1	REV 14	750-050108	ACPE4032	QFX10008-FAN-CTRL
Fan Tray 0	REV 09	760-054372	ACPD6799	QFX10008-FAN
Fan Tray 1	REV 09	760-054372	ACNZ3584	QFX10008-FAN
SIB 0	REV 24	750-050058	ACPD4587	QFX10008-SF
SIB 1	REV 24	750-050058	ACNZ0635	QFX10008-SF
SIB 2	REV 24	750-050058	ACPD4908	QFX10008-SF
SIB 3	REV 24	750-050058	ACNZ0617	QFX10008-SF
SIB 4	REV 24	750-050058	ACNZ0527	QFX10008-SF
SIB 5	REV 23	750-050058	ACNX6980	QFX10008-SF

### show chassis hardware models (PTX10016 Router)

```

user@host> show chassis hardware models

```

## Hardware inventory:

Item	Version	Part number	Serial number	FRU model number
Midplane	REV 24	750-077138	ACPR5157	JNP10016
CB 0	REV 04	711-065897	CAHA9983	PROTO-ASSEMBLY
CB 1	REV 05	711-065897	CAJD3802	PROTO-ASSEMBLY
FPC 2				
PIC 0		BUILTIN	BUILTIN	
FPC 4	REV 35	750-071976	ACPD2168	JNP10K-LC1101
PIC 0		BUILTIN	BUILTIN	
FPC 5	REV 13	750-068822	ACPA0336	JNP10K-LC1101
PIC 0		BUILTIN	BUILTIN	
FPC 6	REV 41	750-071976	ACPF0695	JNP10K-LC1101
PIC 0		BUILTIN	BUILTIN	
FPC 7	REV 35	750-071976	ACPD2139	JNP10K-LC1101
PIC 0		BUILTIN	BUILTIN	
FPC 8	REV 35	750-071976	ACPD2142	JNP10K-LC1101
PIC 0		BUILTIN	BUILTIN	
FPC 9	REV 41	750-071976	ACPM5461	JNP10K-LC1101
PIC 0		BUILTIN	BUILTIN	
FPC 10	REV 35	750-071976	ACNS6795	JNP10K-LC1101
PIC 0		BUILTIN	BUILTIN	
FPC 11	REV 35	750-071976	ACPD1831	JNP10K-LC1101
PIC 0		BUILTIN	BUILTIN	
FPC 13	REV 41	750-071976	ACPS2075	JNP10K-LC1101
PIC 0		BUILTIN	BUILTIN	
FPC 15	REV 37	750-071976	ACPL7163	JNP10K-LC1101
PIC 0		BUILTIN	BUILTIN	
Power Supply 0	REV 01	740-073147	1EDM6171155	JNP10K-PWR-DC
Power Supply 1	REV 01	740-073147	1EDM6281575	JNP10K-PWR-DC
Power Supply 2	REV 01	740-073147	1EDM6171044	JNP10K-PWR-DC
Power Supply 3	REV 01	740-073147	1EDM6281244	JNP10K-PWR-DC
Power Supply 4	REV 01	740-073147	1EDM6282093	JNP10K-PWR-DC
Power Supply 5	REV 01	740-073147	1EDM6281413	JNP10K-PWR-DC
Power Supply 6	REV 01	740-073147	1EDM6171071	JNP10K-PWR-DC
Power Supply 7	REV 01	740-073147	1EDM6170709	JNP10K-PWR-DC
Power Supply 8	REV 01	740-073147	1EDM6171169	JNP10K-PWR-DC
Power Supply 9	REV 01	740-073147	1EDM6170754	JNP10K-PWR-DC
Fan Tray 0				QFX5100-FAN-AFO
Fan Tray 1				QFX5100-FAN-AFO
SIB 0	REV 15	750-077140	ACPV3933	JNP10016-SF
SIB 1	REV 15	750-077140	ACPV3938	JNP10016-SF
SIB 2	REV 15	750-077140	ACPV3974	JNP10016-SF
SIB 3	REV 15	750-077140	ACPV3879	JNP10016-SF
SIB 4	REV 15	750-077140	ACPV3964	JNP10016-SF
SIB 5	REV 15	750-077140	ACPV3981	JNP10016-SF
FPD Board	REV 07	711-054687	ACPS8855	

## show chassis hardware clei-models (MX104 Router)

user@host&gt; show chassis hardware clei-models

## Hardware inventory:

Item	Version	Part number	CLEI code	FRU model number
Midplane	REV 20	750-044219	PROTOXCLEI	PROTO-ASSEMBLY
PEM 0	REV 01	740-045932		
Routing Engine 0	REV 16	750-044228	PROTOXCLEI	PROTO-ASSEMBLY
AFEB 0		BUILTIN		
FPC 0		BUILTIN		
FPC 1		BUILTIN		
MIC 0	REV 01	750-046905	PROTOXCLEI	MIC-3D-20GE-SFP-EH
FPC 2		BUILTIN		
Fan Tray	REV 02	711-049570	CAAX6538	PROTO-ASSEMBLY

## show chassis hardware (MX240 Router)

user@host&gt; show chassis hardware

Hardware inventory:

Item	Version	Part number	Serial number	Description
Chassis			JN10C7F7EAFc	MX240
Midplane	REV 01	710-021041	TR1502	MX240 Backplane
FPM Board	REV 01	710-017254	KD4017	Front Panel Display
PEM 0	Rev 02	740-017330	000332	PS 1.2-1.7kW; 100-240V
AC in				
PEM 1	Rev 02	740-017330	000226	PS 1.2-1.7kW; 100-240V
AC in				
Routing Engine 0	REV 06	740-013063	1000703522	RE-S-2000
Routing Engine 1	REV 06	740-015113	1000687625	RE-S-1300
CB 0	REV 07	710-013385	KC9057	MX SCB
CB 1	REV 05	710-013385	JY4760	MX SCB
FPC 1	REV 01	750-021679	KC7340	DPCE 40x 1GE R
CPU	REV 06	710-013713	KD4078	DPC PMB
PIC 0		BUILTIN	BUILTIN	10x 1GE(LAN)
Xcvr 0	REV 01	740-011613	P9F18ME	SFP-SX
PIC 1		BUILTIN	BUILTIN	10x 1GE(LAN)
PIC 2		BUILTIN	BUILTIN	10x 1GE(LAN)
PIC 3		BUILTIN	BUILTIN	10x 1GE(LAN)
FPC 2	REV 04	710-016669	JS4529	DPCE 40x 1GE R EQ
CPU	REV 06	710-013713	KB3969	DPC PMB
PIC 0		BUILTIN	BUILTIN	10x 1GE(LAN) EQ
Xcvr 0	REV 01	740-011613	PBG3Y79	SFP-SX
Xcvr 1	REV 01	740-011613	PBG3XU8	SFP-SX
Xcvr 2	REV 01	740-011613	PBG3YG6	SFP-SX
Xcvr 3	REV 01	740-011613	PBG3XUG	SFP-SX
Xcvr 4	REV 01	740-011613	PBG3XTJ	SFP-SX
PIC 1		BUILTIN	BUILTIN	10x 1GE(LAN) EQ
Xcvr 0	REV 01	740-011613	PBG3ZUM	SFP-SX
Xcvr 1	REV 01	740-011613	PBG3Y5H	SFP-SX
Xcvr 2	REV 01	740-011613	PBG3UZT	SFP-SX
Xcvr 3	REV 01	740-011613	PBG3US1	SFP-SX
PIC 2		BUILTIN	BUILTIN	10x 1GE(LAN) EQ
Xcvr 0	REV 01	740-011613	PBG3YG7	SFP-SX
Xcvr 1	REV 01	740-011613	PBG3XZ9	SFP-SX
Xcvr 2	REV 01	740-011613	PBG3XTY	SFP-SX
Xcvr 3	REV 01	740-011613	PBG3UZG	SFP-SX
PIC 3		BUILTIN	BUILTIN	10x 1GE(LAN) EQ
Xcvr 0	REV 01	740-011613	PBG3Y8W	SFP-SX
Xcvr 1	REV 01	740-011613	PBG3YVX	SFP-SX
Xcvr 2	REV 01	740-011613	PBG3YB3	SFP-SX
Xcvr 3	REV 01	740-011613	PBG43VQ	SFP-SX
Fan Tray 0	REV 01	710-021113	JS4642	MX240 Fan Tray

## show chassis hardware detail (MX 240 Router with Routing Engine Displaying DIMM Information)

user@host&gt; show chassis hardware detail

Item	Version	Part number	Serial number	Description
Chassis			JN11279B4AFC	MX240 Backplane
Midplane	REV 07	760-021404	TS2474	MX240 Backplane
FPM Board	REV 03	760-021392	XC2643	Front Panel Display
PEM 0	Rev 03	740-017343	QCS0908A068	DC Power Entry Module
Routing Engine 0	REV 01	740-031117	AARCH00	RE-S-1800x4
ad0 3764 MB	STEC M2+	CF 9.0.2	STM2Q3209239145303	Removable Compact Flash



```

ad1    28626 MB   WDC SSD-F0030S-5000   C933Z036237215548S00 Compact Flash
usb0 (addr 1)   EHCI root hub 0       Intel                uhub0
usb0 (addr 2)   product 0x0020 32      vendor 0x8087        uhub1
DIMM 0          VL31B5263E-F8S DIE REV-0 PCB REV-0      MFR ID-ce80
DIMM 1          VL31B5263E-F8S DIE REV-0 PCB REV-0      MFR ID-ce80
DIMM 2          VL31B5263E-F8S DIE REV-0 PCB REV-0      MFR ID-ce80
DIMM 3          SL31B5263E-F8S DIE REV-0 PCB REV-0      MFR ID-ce80
CB 0           REV 03    710-021523   XD7225              MX SCB
Fan Tray 0     REV 01    710-021113   WZ4986              MX240 Fan Tray

```

### show chassis hardware (MX240 Router with Enhanced MX SCB)

```

user@host> show chassis hardware
Hardware inventory:

```

Item	Version	Part number	Serial number	Description
Chassis			JN10C7F7EAF	MX240
Midplane	REV 01	710-021041	TR1502	MX240 Backplane
FPM Board	REV 01	710-017254	KD4017	Front Panel Display
PEM 0	Rev 02	740-017330	000332	PS 1.2-1.7kW; 100-240V
AC in				
PEM 1	Rev 02	740-017330	000226	PS 1.2-1.7kW; 100-240V
AC in				
Routing Engine 0	REV 06	740-013063	1000703522	RE-S-2000
Routing Engine 1	REV 06	740-015113	1000687625	RE-S-1300
CB 0	REV 02	710-031391	YE8494	Enhanced MX SCB
CB 1	REV 05	710-031391	YOP5764	Enhanced MX SCB
FPC 1	REV 01	750-021679	KC7340	DPCE 40x 1GE R
CPU	REV 06	710-013713	KD4078	DPC PMB
PIC 0		BUILTIN	BUILTIN	10x 1GE(LAN)
Xcvr 0	REV 01	740-011613	P9F18ME	SFP-SX
PIC 1		BUILTIN	BUILTIN	10x 1GE(LAN)
PIC 2		BUILTIN	BUILTIN	10x 1GE(LAN)
PIC 3		BUILTIN	BUILTIN	10x 1GE(LAN)
FPC 2	REV 04	710-016669	JS4529	DPCE 40x 1GE R EQ
CPU	REV 06	710-013713	KB3969	DPC PMB
PIC 0		BUILTIN	BUILTIN	10x 1GE(LAN) EQ
Xcvr 0	REV 01	740-011613	PBG3Y79	SFP-SX
Xcvr 1	REV 01	740-011613	PBG3XU8	SFP-SX
Xcvr 2	REV 01	740-011613	PBG3YG6	SFP-SX
Xcvr 3	REV 01	740-011613	PBG3XUG	SFP-SX
Xcvr 4	REV 01	740-011613	PBG3XTJ	SFP-SX
PIC 1		BUILTIN	BUILTIN	10x 1GE(LAN) EQ
Xcvr 0	REV 01	740-011613	PBG3ZUM	SFP-SX
Xcvr 1	REV 01	740-011613	PBG3Y5H	SFP-SX
Xcvr 2	REV 01	740-011613	PBG3UZT	SFP-SX
Xcvr 3	REV 01	740-011613	PBG3US1	SFP-SX
PIC 2		BUILTIN	BUILTIN	10x 1GE(LAN) EQ
Xcvr 0	REV 01	740-011613	PBG3YG7	SFP-SX
Xcvr 1	REV 01	740-011613	PBG3XZ9	SFP-SX
Xcvr 2	REV 01	740-011613	PBG3XTY	SFP-SX
Xcvr 3	REV 01	740-011613	PBG3UZG	SFP-SX
PIC 3		BUILTIN	BUILTIN	10x 1GE(LAN) EQ
Xcvr 0	REV 01	740-011613	PBG3Y8W	SFP-SX
Xcvr 1	REV 01	740-011613	PBG3YVX	SFP-SX
Xcvr 2	REV 01	740-011613	PBG3YB3	SFP-SX
Xcvr 3	REV 01	740-011613	PBG43VQ	SFP-SX
Fan Tray 0	REV 01	710-021113	JS4642	MX240 Fan Tray

## show chassis hardware (MX480 Router)

```

user@host> show chassis hardware
Hardware inventory:
Item             Version  Part number  Serial number  Description
Chassis          REV 04   710-017414   JN10C7F7FAFB  MX480
Midplane         REV 02   710-017254   KB8459        MX480 Midplane
FPM Board        Rev 02   740-017330   QCS07519029   Front Panel Display
PEM 0            Rev 02   740-017330   QCS07519029   PS 1.2-1.7kW; 100-240V
AC in
PEM 1            Rev 02   740-017330   QCS07519041   PS 1.2-1.7kW; 100-240V
AC in
PEM 2            Rev 02   740-017330   QCS07519097   PS 1.2-1.7kW; 100-240V
AC in
Routing Engine 0 REV 07   740-013063   1000733381    RE-S-2000
Routing Engine 1 REV 07   740-013063   1000733540    RE-S-2000
CB 0             REV 07   710-013385   KA8022        MX SCB
CB 1             REV 07   710-013385   KA8303        MX SCB
FPC 0            REV 09   750-020452   KA8660        DPCE 40x 1GE X EQ
CPU              REV 06   710-013713   KA8185        DPC PMB
PIC 0            BUILTIN BUILTIN      10x 1GE(LAN) EQ
PIC 1            BUILTIN BUILTIN      10x 1GE(LAN) EQ
PIC 2            BUILTIN BUILTIN      10x 1GE(LAN) EQ
PIC 3            BUILTIN BUILTIN      10x 1GE(LAN) EQ
Fan Tray
Left Fan Tray

```

## show chassis hardware (MX480 Router with Enhanced MX SCB)

```

user@host> show chassis hardware
Hardware inventory:
Item             Version  Part number  Serial number  Description
Chassis          REV 04   710-017414   JN10C7F7FAFB  MX480
Midplane         REV 02   710-017254   KB8459        MX480 Midplane
FPM Board        Rev 02   740-017330   QCS07519029   Front Panel Display
PEM 0            Rev 02   740-017330   QCS07519029   PS 1.2-1.7kW; 100-240V
AC in
PEM 1            Rev 02   740-017330   QCS07519041   PS 1.2-1.7kW; 100-240V
AC in
PEM 2            Rev 02   740-017330   QCS07519097   PS 1.2-1.7kW; 100-240V
AC in
Routing Engine 0 REV 07   740-013063   1000733381    RE-S-2000
Routing Engine 1 REV 07   740-013063   1000733540    RE-S-2000
CB 0             REV 07   710-013385   KA8022        Enhanced MX SCB
CB 1             REV 07   710-013385   KA8303        Enhanced MX SCB
FPC 0            REV 09   750-020452   KA8660        DPCE 40x 1GE X EQ
CPU              REV 06   710-013713   KA8185        DPC PMB
PIC 0            BUILTIN BUILTIN      10x 1GE(LAN) EQ
PIC 1            BUILTIN BUILTIN      10x 1GE(LAN) EQ
PIC 2            BUILTIN BUILTIN      10x 1GE(LAN) EQ
PIC 3            BUILTIN BUILTIN      10x 1GE(LAN) EQ
Fan Tray
Left Fan Tray

```

## show chassis hardware (MX480 Routers with MPC5E and Built-In OTN PIC)

```

user@host> show chassis hardware
Hardware inventory:
Item             Version  Part number  Serial number  Description
Chassis          REV 05   710-017414   JN11C0338AFB  MX480
Midplane         REV 02   710-017254   ABAB8430      MX480 Midplane
FPM Board        REV 02   710-017254   ZS8005        Front Panel Display

```

PEM 0	Rev 05	740-029970	QCS1024U089	PS 1.4-2.52kW; 90-264V
AC in				
PEM 1	Rev 10	740-029970	QCS1314U0FJ	PS 1.4-2.52kW; 90-264V
AC in				
PEM 2	Rev 07	740-029970	QCS1121U076	PS 1.4-2.52kW; 90-264V
AC in				
Routing Engine 0	REV 05	740-031116	9009092471	RE-S-1800x4
Routing Engine 1	REV 05	740-031116	9009097958	RE-S-1800x4
CB 0	REV 16	750-031391	CAAX0789	Enhanced MX SCB
CB 1	REV 16	750-031391	CAAX0856	Enhanced MX SCB
FPC 0	REV 32	750-028467	ABBP1782	MPC 3D 16x 10GE
CPU	REV 10	711-029089	ABBP5410	AMPC PMB
PIC 0		BUILTIN	BUILTIN	4x 10GE(LAN) SFP+
Xcvr 0	REV 01	740-021308	983152A00038	SFP+-10G-SR
Xcvr 1	REV 01	740-031980	B11F00211	SFP+-10G-SR
Xcvr 2	REV 01	740-031980	AQ72LPB	SFP+-10G-SR
Xcvr 3	REV 01	740-031980	AHNOWR5	SFP+-10G-SR
PIC 1		BUILTIN	BUILTIN	4x 10GE(LAN) SFP+
Xcvr 0	REV 01	740-031980	B11J03627	SFP+-10G-SR
Xcvr 1	REV 01	740-031980	B11F00300	SFP+-10G-SR
Xcvr 2	REV 01	740-021308	AQ42WSS	SFP+-10G-SR
Xcvr 3	REV 01	740-021308	AQ43HGC	SFP+-10G-SR
PIC 2		BUILTIN	BUILTIN	4x 10GE(LAN) SFP+
Xcvr 0	REV 01	740-021308	ANAONDO	SFP+-10G-SR
Xcvr 1	REV 01	740-021308	ANAONGF	SFP+-10G-SR
Xcvr 2	REV 01	740-021308	ANAONG9	SFP+-10G-SR
Xcvr 3	REV 01	740-021308	ANAOMP9	SFP+-10G-SR
PIC 3		BUILTIN	BUILTIN	4x 10GE(LAN) SFP+
Xcvr 0	REV 01	740-021308	AQA06CG	SFP+-10G-SR
Xcvr 1	REV 01	740-021308	19T511100493	SFP+-10G-SR
Xcvr 2	REV 01	740-031980	APR040J	SFP+-10G-SR
FPC 1	REV 26	750-046005	CACN1894	MPC5E 3D Q 2CGE+4XGE
CPU	REV 09	711-045719	CACN8698	RMPC PMB
PIC 0		BUILTIN	BUILTIN	2X10GE SFPP OTN
Xcvr 0	REV 01	740-031980	163363A03046	SFP+-10G-SR
Xcvr 1	REV 01	740-031980	AJ40JS8	SFP+-10G-SR
PIC 1		BUILTIN	BUILTIN	1X100GE CFP2 OTN
PIC 2		BUILTIN	BUILTIN	2X10GE SFPP OTN
Xcvr 0	REV 01	740-031980	153363A00593	SFP+-10G-SR
Xcvr 1	REV 01	740-031980	AJ40JUJ	SFP+-10G-SR
PIC 3		BUILTIN	BUILTIN	1X100GE CFP2 OTN
Xcvr 0		NON-JNPR	UQCOB53	CFP2-100G-LR4-D
FPC 2	REV 26	750-046005	CACN1891	MPC5E 3D Q 2CGE+4XGE
CPU	REV 09	711-045719	CACN8694	RMPC PMB
PIC 0		BUILTIN	BUILTIN	2X10GE SFPP OTN
Xcvr 0		NON-JNPR	URA012A	SFP+-10G-LR
PIC 1		BUILTIN	BUILTIN	1X100GE CFP2 OTN
Xcvr 0		NON-JNPR	J13F47042	CFP2-100G-LR4-D
PIC 2		BUILTIN	BUILTIN	2X10GE SFPP OTN
Xcvr 0	REV 01	740-031980	AJC0BM3	SFP+-10G-SR
Xcvr 1	REV 01	740-021308	11T511100917	SFP+-10G-SR
PIC 3		BUILTIN	BUILTIN	1X100GE CFP2 OTN
Xcvr 0		NON-JNPR	UQK07SU	CFP2-100G-LR4-D
FPC 3	REV 03	750-045372	CAAD9425	MPCE Type 3 3D
CPU	REV 08	711-035209	CAAD9094	HMPC PMB 2G
MIC 0	REV 14	750-033196	CAAW9204	1X100GE CXP
PIC 0		BUILTIN	BUILTIN	1X100GE CXP
Xcvr 0	REV 01	740-046563	XD16FC034	CFP2-100G-SR10
MIC 1	REV 19	750-033199	CAAJ1814	1X100GE CFP
PIC 2		BUILTIN	BUILTIN	1X100GE CFP
FPC 4	REV 21.0.11	750-045715	CAAY3568	MPC5E 3D Q 24XGE+6XLGE

CPU	REV 07	711-045719	CAAW7430	RMPC PMB
PIC 0		BUILTIN	BUILTIN	12X10GE SFPP OTN
Xcvr 0	REV 01	740-031980	AP406NG	SFP+-10G-SR
Xcvr 1	REV 01	740-021308	AR41NLP	SFP+-10G-SR
Xcvr 2	REV 01	740-031980	B11D05630	SFP+-10G-SR
PIC 1		BUILTIN	BUILTIN	12X10GE SFPP OTN
PIC 2		BUILTIN	BUILTIN	3X40GE QSFPP
PIC 3		BUILTIN	BUILTIN	3X40GE QSFPP
WAN MEZZ	REV 12	750-049136	CACM6678	MPC5E 24XGE OTN Mezz
FPC 5	REV 11	750-045372	CABK7539	MPCE Type 3 3D
CPU	REV 08	711-035209	CABJ2466	HMPC PMB 2G
MIC 0	REV 19	750-033199	CAAJ9719	1X100GE CFP
PIC 0		BUILTIN	BUILTIN	1X100GE CFP
Xcvr 0	REV 01	740-035329	UP1020P	CFP-100G-SR10
MIC 1	REV 07	750-033196	YZ0797	1X100GE CXP
PIC 2		BUILTIN	BUILTIN	1X100GE CXP
Xcvr 0	REV 01	740-046563	XC42FC022	CFP2-100G-SR10
Fan Tray				Enhanced Left Fan Tray

### show chassis hardware detail (MX480 Routers with MPC5E and Built-In OTN PIC)

```

user@host> show chassis hardware detail
Hardware inventory:
Item          Version  Part number  Serial number  Description
Chassis                               JN11C0338AFB  MX480
Midplane      REV 05   710-017414   ABAB8430      MX480 Midplane
FPM Board     REV 02   710-017254   ZS8005        Front Panel Display
PEM 0         Rev 05   740-029970   QCS1024U089   PS 1.4-2.52kW; 90-264V
AC in
PEM 1         Rev 10   740-029970   QCS1314U0FJ   PS 1.4-2.52kW; 90-264V
AC in
PEM 2         Rev 07   740-029970   QCS1121U076   PS 1.4-2.52kW; 90-264V
AC in
Routing Engine 0 REV 05   740-031116   9009092471     RE-S-1800x4
  ad0  3896 MB VRFCF14096DIHK1 VM4096MB 6862   Compact Flash
  ad1  30533 MB UGB94ARF32H0S3-KC UNIGEN-478612-001127 Disk 1
  usb0 (addr 1) EHCI root hub 0 Intel uhub0
  usb0 (addr 2) product 0x0020 32 vendor 0x8087 uhub1
  DIMM 0 SGU04G72H1BB2SA-BB DIE REV-52 PCB REV-54 MFR ID-ce80
  DIMM 1 SGU04G72H1BB2SA-BB DIE REV-52 PCB REV-54 MFR ID-ce80
  DIMM 2 SGU04G72H1BB2SA-BB DIE REV-52 PCB REV-54 MFR ID-ce80
  DIMM 3 SGU04G72H1BB2SA-BB DIE REV-52 PCB REV-54 MFR ID-ce80
Routing Engine 1 REV 05   740-031116   9009097958     RE-S-1800x4
  ad0  3896 MB VRFCF14096DIHK1 VM4096MB 6145   Compact Flash
  ad1  30533 MB UGB94ARF32H0S3-KC UNIGEN-499551-000273 Disk 1
CB 0          REV 16   750-031391   CAAX0789      Enhanced MX SCB
CB 1          REV 16   750-031391   CAAX0856      Enhanced MX SCB
FPC 0         REV 32   750-028467   ABBP1782      MPC 3D 16x 10GE
CPU           REV 10   711-029089   ABBP5410      AMPC PMB
PIC 0         BUILTIN BUILTIN       4x 10GE(LAN) SFP+
  Xcvr 0      REV 01   740-021308   983152A00038  SFP+-10G-SR
  Xcvr 1      REV 01   740-031980   B11F00211     SFP+-10G-SR
  Xcvr 2      REV 01   740-031980   AQ72LPB       SFP+-10G-SR
  Xcvr 3      REV 01   740-031980   AHN0WR5       SFP+-10G-SR
PIC 1         BUILTIN BUILTIN       4x 10GE(LAN) SFP+
  Xcvr 0      REV 01   740-031980   B11J03627     SFP+-10G-SR
  Xcvr 1      REV 01   740-031980   B11F00300     SFP+-10G-SR
  Xcvr 2      REV 01   740-021308   AQ42WSS       SFP+-10G-SR
  Xcvr 3      REV 01   740-021308   AQ43HGC       SFP+-10G-SR
PIC 2         BUILTIN BUILTIN       4x 10GE(LAN) SFP+
  Xcvr 0      REV 01   740-021308   ANA0ND0       SFP+-10G-SR

```

Xcvr 1	REV 01	740-021308	ANAONGF	SFP+-10G-SR
Xcvr 2	REV 01	740-021308	ANAONG9	SFP+-10G-SR
Xcvr 3	REV 01	740-021308	ANAOMP9	SFP+-10G-SR
PIC 3		BUILTIN	BUILTIN	4x 10GE(LAN) SFP+
Xcvr 0	REV 01	740-021308	AQA06CG	SFP+-10G-SR
Xcvr 1	REV 01	740-021308	19T511100493	SFP+-10G-SR
Xcvr 2	REV 01	740-031980	APR040J	SFP+-10G-SR
FPC 1	REV 26	750-046005	CACN1894	MPC5E 3D Q 2CGE+4XGE
CPU	REV 09	711-045719	CACN8698	RMPD PMB
PIC 0		BUILTIN	BUILTIN	2X10GE SFPP OTN
Xcvr 0	REV 01	740-031980	163363A03046	SFP+-10G-SR
Xcvr 1	REV 01	740-031980	AJ40JS8	SFP+-10G-SR
PIC 1		BUILTIN	BUILTIN	1X100GE CFP2 OTN
PIC 2		BUILTIN	BUILTIN	2X10GE SFPP OTN
Xcvr 0	REV 01	740-031980	153363A00593	SFP+-10G-SR
Xcvr 1	REV 01	740-031980	AJ40JUJ	SFP+-10G-SR
PIC 3		BUILTIN	BUILTIN	1X100GE CFP2 OTN
Xcvr 0		NON-JNPR	UQC0B53	CFP2-100G-LR4-D
FPC 2	REV 26	750-046005	CACN1891	MPC5E 3D Q 2CGE+4XGE
CPU	REV 09	711-045719	CACN8694	RMPD PMB
PIC 0		BUILTIN	BUILTIN	2X10GE SFPP OTN
Xcvr 0		NON-JNPR	URA012A	SFP+-10G-LR
PIC 1		BUILTIN	BUILTIN	1X100GE CFP2 OTN
Xcvr 0		NON-JNPR	J13F47042	CFP2-100G-LR4-D
PIC 2		BUILTIN	BUILTIN	2X10GE SFPP OTN
Xcvr 0	REV 01	740-031980	AJC0BM3	SFP+-10G-SR
Xcvr 1	REV 01	740-021308	11T511100917	SFP+-10G-SR
PIC 3		BUILTIN	BUILTIN	1X100GE CFP2 OTN
Xcvr 0		NON-JNPR	UQK07SU	CFP2-100G-LR4-D
FPC 3	REV 03	750-045372	CAAD9425	MPCE Type 3 3D
CPU	REV 08	711-035209	CAAD9094	HMPD PMB 2G
MIC 0	REV 14	750-033196	CAAW9204	1X100GE CXP
PIC 0		BUILTIN	BUILTIN	1X100GE CXP
Xcvr 0	REV 01	740-046563	XD16FC034	CFP2-100G-SR10
MIC 1	REV 19	750-033199	CAAJ1814	1X100GE CFP
PIC 2		BUILTIN	BUILTIN	1X100GE CFP
FPC 4	REV 21.0.11	750-045715	CAAY3568	MPC5E 3D Q 24XGE+6XLGE
CPU	REV 07	711-045719	CAAW7430	RMPD PMB
PIC 0		BUILTIN	BUILTIN	12X10GE SFPP OTN
Xcvr 0	REV 01	740-031980	AP406NG	SFP+-10G-SR
Xcvr 1	REV 01	740-021308	AR41NLP	SFP+-10G-SR
Xcvr 2	REV 01	740-031980	B11D05630	SFP+-10G-SR
PIC 1		BUILTIN	BUILTIN	12X10GE SFPP OTN
PIC 2		BUILTIN	BUILTIN	3X40GE QSFPP
PIC 3		BUILTIN	BUILTIN	3X40GE QSFPP
WAN MEZZ	REV 12	750-049136	CACM6678	MPC5E 24XGE OTN Mezz
FPC 5	REV 11	750-045372	CABK7539	MPCE Type 3 3D
CPU	REV 08	711-035209	CABJ2466	HMPD PMB 2G
MIC 0	REV 19	750-033199	CAAJ9719	1X100GE CFP
PIC 0		BUILTIN	BUILTIN	1X100GE CFP
Xcvr 0	REV 01	740-035329	UP1020P	CFP-100G-SR10
MIC 1	REV 07	750-033196	YZ0797	1X100GE CXP
PIC 2		BUILTIN	BUILTIN	1X100GE CXP
Xcvr 0	REV 01	740-046563	XC42FC022	CFP2-100G-SR10
Fan Tray				Enhanced Left Fan Tray

### show chassis hardware extensive (MX480 Routers with MPC5E and Built-In OTN PIC)

```
user@host> show chassis hardware extensive
```

## Hardware inventory:

Item	Version	Part number	Serial number	Description
Chassis			JN11C0338AFB	MX480
Jedec Code:	0x7fb0		EEPROM Version:	0x02
			S/N:	JN11C0338AFB
Assembly ID:	0x01fe		Assembly Version:	00.00
Date:	00-00-0000		Assembly Flags:	0x02
ID:	MX480			
Board Information Record:				
Address 0x00: 00 00 00 00 00 00 00 00 00 00 00 00 00 00 00 00				
I2C Hex Data:				
Address 0x00: 7f b0 02 ff 01 fe 00 00 00 00 00 00 00 00 00 00				
Address 0x10: 00 00 00 00 00 00 00 00 00 00 00 00 00 00 00 00				
Address 0x20: 4a 4e 31 31 43 30 33 33 38 41 46 42 02 00 00 00				
Address 0x30: 00 00 00 ff 00 00 00 00 00 00 00 00 00 00 00 00				
Address 0x40: 00 00 00 00 00 00 00 00 00 00 00 00 00 00 00 00				
Address 0x50: 00 00 00 00 00 00 00 00 00 00 00 00 00 00 00 00				
Address 0x60: 00 00 00 00 00 00 00 00 00 00 00 00 00 00 00 00				
Address 0x70: 00 00 00 00 00 00 00 00 00 00 00 00 00 00 00 00				
Midplane	REV 05	710-017414	ABAB8430	MX480 Midplane
Jedec Code:	0x7fb0		EEPROM Version:	0x01
P/N:	710-017414		S/N:	ABAB8430
Assembly ID:	0x01fe		Assembly Version:	01.05
Date:	12-13-2011		Assembly Flags:	0x00
Version:	REV 05			
ID:	MX480 Midplane		FRU Model Number:	CHAS-BP-MX480-S
Board Information Record:				
Address 0x00: ad 01 08 00 00 23 9c fc 98 00 ff ff ff ff ff ff				
I2C Hex Data:				
Address 0x00: 7f b0 01 ff 01 fe 01 05 52 45 56 20 30 35 00 00				
Address 0x10: 00 00 00 00 37 31 30 2d 30 31 37 34 31 34 00 00				
Address 0x20: 53 2f 4e 20 41 42 41 42 38 34 33 30 00 0d 0c 07				
Address 0x30: db ff ff ff ad 01 08 00 00 23 9c fc 98 00 ff ff				
Address 0x40: ff ff ff ff 01 00 00 00 00 00 00 00 00 00 00 43				
Address 0x50: 48 41 53 2d 42 50 2d 4d 58 34 38 30 2d 53 00 00				
Address 0x60: 00 00 00 00 00 00 00 ff ff ff ff ff ff ff ff ff				
Address 0x70: ff ff ff ff ff ff ff ff ff ff ff ff ff ff ff ff				
FPM Board	REV 02	710-017254	ZS8005	Front Panel Display
Jedec Code:	0x7fb0		EEPROM Version:	0x01
P/N:	710-017254		S/N:	ZS8005
Assembly ID:	0x01ff		Assembly Version:	01.02
Date:	11-21-2011		Assembly Flags:	0x00
Version:	REV 02			
ID:	Front Panel Display		FRU Model Number:	CRAFT-MX480-S
Board Information Record:				
Address 0x00: ff ff ff ff ff ff ff ff ff ff ff ff ff ff ff ff				
I2C Hex Data:				
Address 0x00: 7f b0 01 ff 01 ff 01 02 52 45 56 20 30 32 00 00				
Address 0x10: 00 00 00 00 37 31 30 2d 30 31 37 32 35 34 00 00				
Address 0x20: 53 2f 4e 20 5a 53 38 30 30 35 00 00 00 15 0b 07				
Address 0x30: db ff ff ff ff ff ff ff ff ff ff ff ff ff ff ff				
Address 0x40: ff ff ff ff 01 00 00 00 00 00 00 00 00 00 00 43				
Address 0x50: 52 41 46 54 2d 4d 58 34 38 30 2d 53 00 00 00 00				
Address 0x60: 00 00 00 00 00 00 00 ff ff ff ff ff ff ff ff ff				
Address 0x70: ff ff ff ff ff ff ff ff ff ff ff ff ff ff ff ff				
PEM 0	Rev 05	740-029970	QCS1024U089	PS 1.4-2.52kW; 90-264V
AC in				
Jedec Code:	0x7fb0		EEPROM Version:	0x01
P/N:	740-029970		S/N:	QCS1024U089
Assembly ID:	0x0432		Assembly Version:	01.05
Date:	06-17-2010		Assembly Flags:	0x00

```

Version:      Rev 05
ID: PS 1.4-2.52kW; 90-264V AC in FRU Model Number: PWR-MX480-2520-AC-S
Board Information Record:
  Address 0x00: ff ff ff ff ff ff ff ff ff ff ff ff 00 00 00 00
I2C Hex Data:
  Address 0x00: 7f b0 01 ff 04 32 01 05 52 65 76 20 30 35 00 00
  Address 0x10: 00 00 00 00 37 34 30 2d 30 32 39 39 37 30 00 00
  Address 0x20: 51 43 53 31 30 32 34 55 30 38 39 00 00 11 06 07
  Address 0x30: da ff ff ff ff ff ff ff ff ff ff ff ff ff ff ff
  Address 0x40: 00 00 00 00 01 00 00 00 00 00 00 00 00 00 00 50
  Address 0x50: 57 52 2d 4d 58 34 38 30 2d 32 35 32 30 2d 41 43
  Address 0x60: 2d 53 00 00 00 00 00 00 00 00 00 00 00 00 00 00
  Address 0x70: 00 00 00 00 00 00 00 00 00 00 00 00 00 00 00 00
PEM 1          Rev 10  740-029970  QCS1314U0FJ  PS 1.4-2.52kW; 90-264V
AC in
Jedec Code:    0x7fb0          EEPROM Version: 0x01
P/N:           740-029970      S/N:           QCS1314U0FJ
Assembly ID:   0x0432          Assembly Version: 01.10
Date:          04-04-2013      Assembly Flags: 0x00
Version:       Rev 10
ID: PS 1.4-2.52kW; 90-264V AC in FRU Model Number: PWR-MX480-2520-AC-S
Board Information Record:
  Address 0x00: ff ff ff ff ff ff ff ff ff ff ff ff 00 00 00 00
I2C Hex Data:
  Address 0x00: 7f b0 01 ff 04 32 01 0a 52 65 76 20 31 30 00 00
  Address 0x10: 00 00 00 00 37 34 30 2d 30 32 39 39 37 30 00 00
  Address 0x20: 51 43 53 31 33 31 34 55 30 46 4a 00 00 04 04 07
  Address 0x30: dd ff ff ff ff ff ff ff ff ff ff ff ff ff ff ff
  Address 0x40: 00 00 00 00 01 00 00 00 00 00 00 00 00 00 00 50
  Address 0x50: 57 52 2d 4d 58 34 38 30 2d 32 35 32 30 2d 41 43
  Address 0x60: 2d 53 00 00 00 00 00 00 00 00 00 00 00 00 00 00
  Address 0x70: 00 00 00 00 00 00 00 00 00 00 00 00 00 00 00 00
PEM 2          Rev 07  740-029970  QCS1121U076  PS 1.4-2.52kW; 90-264V
AC in
Jedec Code:    0x7fb0          EEPROM Version: 0x01
P/N:           740-029970      S/N:           QCS1121U076
Assembly ID:   0x0432          Assembly Version: 01.07
Date:          05-23-2011      Assembly Flags: 0x00
Version:       Rev 07
ID: PS 1.4-2.52kW; 90-264V AC in FRU Model Number: PWR-MX480-2520-AC-S
Board Information Record:
  Address 0x00: ff ff ff ff ff ff ff ff ff ff ff ff 00 00 00 00
I2C Hex Data:
  Address 0x00: 7f b0 01 ff 04 32 01 07 52 65 76 20 30 37 00 00
  Address 0x10: 00 00 00 00 37 34 30 2d 30 32 39 39 37 30 00 00
  Address 0x20: 51 43 53 31 31 32 31 55 30 37 36 00 00 17 05 07
  Address 0x30: db ff ff ff ff ff ff ff ff ff ff ff ff ff ff ff
  Address 0x40: 00 00 00 00 01 00 00 00 00 00 00 00 00 00 00 50
  Address 0x50: 57 52 2d 4d 58 34 38 30 2d 32 35 32 30 2d 41 43
  Address 0x60: 2d 53 00 00 00 00 00 00 00 00 00 00 00 00 00 00
  Address 0x70: 00 00 00 00 00 00 00 00 00 00 00 00 00 00 00 00
Routing Engine 0 REV 05  740-031116  9009092471  RE-S-1800x4
Jedec Code:    0x7fb0          EEPROM Version: 0x02
P/N:           740-031116      S/N:           9009092471
Assembly ID:   0x09c0          Assembly Version: 01.05
Date:          11-01-2011      Assembly Flags: 0x00
Version:       REV 05          CLEI Code:     COUCALDBAA
ID: RE-S-1800x4          FRU Model Number: RE-S-1800X4-16G-S
Board Information Record:
  Address 0x00: 54 32 30 32 37 43 41 2d 34 32 46 42 23 23 23 00
I2C Hex Data:

```

```

Address 0x00: 7f b0 02 ff 09 c0 01 05 52 45 56 20 30 35 00 00
Address 0x10: 00 00 00 00 37 34 30 2d 30 33 31 31 31 36 00 00
Address 0x20: 39 30 30 39 30 39 32 34 37 31 00 00 00 01 0b 07
Address 0x30: db ff ff ff 54 32 30 32 37 43 41 2d 34 32 46 42
Address 0x40: 23 23 23 00 01 43 4f 55 43 41 4c 44 42 41 41 52
Address 0x50: 45 2d 53 2d 31 38 30 30 58 34 2d 31 36 47 2d 53
Address 0x60: 00 00 00 00 00 00 41 30 30 ff ff ff ff ff ff ff
Address 0x70: ff ff ff 4b ff ff ff ff ff ff ff ff ff ff ff ff
ad0    3896 MB VRFCF14096DIHK1 VM4096MB 6862 Compact Flash
ad1    30533 MB UGB94ARF32H0S3-KC UNIGEN-478612-001127 Disk 1
usb0 (addr 1) EHCI root hub 0 Intel uhub0
usb0 (addr 2) product 0x0020 32 vendor 0x8087 uhub1
DIMM 0 SGU04G72H1BB2SA-BB DIE REV-52 PCB REV-54 MFR ID-ce80
DIMM 1 SGU04G72H1BB2SA-BB DIE REV-52 PCB REV-54 MFR ID-ce80
DIMM 2 SGU04G72H1BB2SA-BB DIE REV-52 PCB REV-54 MFR ID-ce80
DIMM 3 SGU04G72H1BB2SA-BB DIE REV-52 PCB REV-54 MFR ID-ce80
Routing Engine 1 REV 05 740-031116 9009097958 RE-S-1800x4
Jedec Code: 0x7fb0 EEPROM Version: 0x02
P/N: 740-031116 S/N: 9009097958
Assembly ID: 0x09c0 Assembly Version: 01.05
Date: 02-06-2012 Assembly Flags: 0x00
Version: REV 05 CLEI Code: COUCALDBAA
ID: RE-S-1800x4 FRU Model Number: RE-S-1800X4-16G-S
Board Information Record:
Address 0x00: 54 32 30 32 37 43 41 2d 34 32 46 42 23 23 23 00
I2C Hex Data:
Address 0x00: 7f b0 02 ff 09 c0 01 05 52 45 56 20 30 35 00 00
Address 0x10: 00 00 00 00 37 34 30 2d 30 33 31 31 31 36 00 00
Address 0x20: 39 30 30 39 30 39 37 39 35 38 00 00 00 06 02 07
Address 0x30: dc ff ff ff 54 32 30 32 37 43 41 2d 34 32 46 42
Address 0x40: 23 23 23 00 01 43 4f 55 43 41 4c 44 42 41 41 52
Address 0x50: 45 2d 53 2d 31 38 30 30 58 34 2d 31 36 47 2d 53
Address 0x60: 00 00 00 00 00 00 41 30 30 ff ff ff ff ff ff ff
Address 0x70: ff ff ff 4b ff ff ff ff ff ff ff ff ff ff ff ff
ad0    3896 MB VRFCF14096DIHK1 VM4096MB 6145 Compact Flash
ad1    30533 MB UGB94ARF32H0S3-KC UNIGEN-499551-000273 Disk 1

```

...

### show chassis hardware (MX960 Router)

```

user@host> show chassis hardware
Hardware inventory:

```

Item	Version	Part number	Serial number	Description
Chassis				MX960
Midplane	REV 01	710-013698	AA6082	MX960 Midplane
PIM	Rev 01	740-013110	000008	Power Inlet Module
PEM 2				
PEM 3	Rev 01	740-013682	000038	PS 1.7kW; 200-240VAC in
Routing Engine 0	REV 00	740-015113	1000617944	RE-S-1300
CB 0	REV 05	710-013725	JK6947	MX960 Test SCB
FPC 4	REV 01	710-013305	JM7617	MX960 Test DPC
CPU				
PIC 0		BUILTIN	BUILTIN	1x 10GE (LAN/WAN)
PIC 1		BUILTIN	BUILTIN	10x 1GE
FPC 7	REV 01	710-013305	JL9634	MX960 Test DPC
CPU				
PIC 0		BUILTIN	BUILTIN	1x 10GE (LAN/WAN)
Xcvr 0		NON-JNPR	MYBG65I82C	XFP-10G-SR
PIC 1		BUILTIN	BUILTIN	10x 1GE
Xcvr 1	REV 01	740-011782	P7N0368	SFP-SX



Xcvr 4	REV 01	740-011782	P8J1W27	SFP-SX
Xcvr 6	REV 01	740-011782	P8J1VSD	SFP-SX
Xcvr 9	REV 01	740-011782	P8J1W25	SFP-SX
Fan Tray 0				
Fan Tray 1				

### show chassis hardware (MX960 Router with Bidirectional Optics)

```
user@host> show chassis hardware
Hardware inventory:
Item                Version  Part number  Serial number  Description
Chassis              REV 03   710-013698   JN10BA5B9AFA  MX960
Midplane             REV 03   710-014974   JA0878        MX960 Backplane
FPM Board            Rev 03   740-013110   QCS11135028   Front Panel Display
PDM                  Rev 03   740-013682   QCS11154036   Power Distribution Module
PEM 0                Rev 03   740-013682   QCS11154010   PS 1.7kW; 200-240VAC in
PEM 1                Rev 03   740-013682   QCS11154010   PS 1.7kW; 200-240VAC in
PEM 2                Rev 03   740-013682   QCS11154022   PS 1.7kW; 200-240VAC in
Routing Engine 0     REV 06   740-013063   1000691458    RE-S-2000
CB 0                 REV 07   710-013385   KA2190        MX SCB
CB 1                 REV 07   710-013385   KA0837        MX SCB
FPC 3                REV 02   750-018122   KB3890        DPCE 40x 1GE R
CPU
FPC 4                REV 01   750-018122   KB3889        DPCE 40x 1GE R
CPU                  REV 06   710-013713   KB3976        DPC PMB
PIC 0                BUILTIN BUILTIN      10x 1GE(LAN)
  Xcvr 1             REV 01   740-020426   4910549       SFP-1000BASE-BX40-D
  Xcvr 2             REV 01   740-020426   4910551       SFP-1000BASE-BX40-D
  Xcvr 5             REV 01   740-021340   77E245N00006  SFP-1000BASE-BX10-U
  Xcvr 6             REV 01   740-020425   4882821       SFP-1000BASE-BX40-U
  Xcvr 8             REV 01   740-020425   4882820       SFP-1000BASE-BX40-U
PIC 1                BUILTIN BUILTIN      10x 1GE(LAN)
  Xcvr 0             REV 01   740-020465   77E555N00894  SFP-1000BASE-BX10-D
  Xcvr 1             REV 01   740-020465   75E467X00818  SFP-1000BASE-BX10-D
  Xcvr 2             REV 01   740-020465   75E467X00573  SFP-1000BASE-BX10-D
  Xcvr 3             REV 01   740-020465   4888227       SFP-1000BASE-BX10-D
  Xcvr 4             REV 01   740-020465   4888241       SFP-1000BASE-BX10-D
  Xcvr 5             REV 01   740-021340   77E245N00005  SFP-1000BASE-BX10-U
  Xcvr 6             REV 01   740-021340   76E245X00487  SFP-1000BASE-BX10-U
  Xcvr 7             REV 01   740-021341   5255889       SFP-1000BASE-BX10-U
  Xcvr 8             REV 01   740-021341   5255887       SFP-1000BASE-BX10-U
  Xcvr 9             REV 01   740-021340   77E245N00004  SFP-1000BASE-BX10-U
PIC 2                BUILTIN BUILTIN      10x 1GE(LAN)
  Xcvr 0             REV 01   740-020424   5007582       SFP-1000BASE-BX10-D
  Xcvr 1             REV 01   740-020424   4888187       SFP-1000BASE-BX10-D
  Xcvr 2             REV 01   740-020424   4656500       SFP-1000BASE-BX10-D
  Xcvr 5             REV 01   740-021341   5255886       SFP-1000BASE-BX10-U
  Xcvr 7             REV 01   740-021340   77E245N00003  SFP-1000BASE-BX10-U
  Xcvr 8             REV 01   740-021341   5255888       SFP-1000BASE-BX10-U
PIC 3                BUILTIN BUILTIN      10x 1GE(LAN)
  Xcvr 0             REV 01   740-017726   74S184H30341  SFP-EX
  Xcvr 1             REV 01   740-017726   4814061       SFP-EX
  Xcvr 5             REV 01   740-017726   6ZS184H31108  SFP-EX
  Xcvr 9             REV 01   740-021340   76E245X00486  SFP-1000BASE-BX10-U
Fan Tray 0
Fan Tray 1          REV 03   740-014971   TP0850        Fan Tray
```

### show chassis hardware (MX960 Router with Enhanced MX SCB)

```
user@host> show chassis hardware
```

## Hardware inventory:

Item	Version	Part number	Serial number	Description
Chassis			JN1096805AFA	MX960
Midplane	REV 03	710-013698	TR0183	MX960 Backplane
Fan Extender	REV 02	710-018051	JY5227	Extended Cable Manager
FPM Board	REV 03	710-014974	JZ6876	Front Panel Display
PDM	Rev 03	740-013110	QCS11035023	Power Distribution Module
PEM 1	Rev 03	740-013682	QCS1109400L	PS 1.7kW; 200-240VAC in
PEM 2	Rev 03	740-013682	QCS11094015	PS 1.7kW; 200-240VAC in
PEM 3	Rev 03	740-013682	QCS11094012	PS 1.7kW; 200-240VAC in
Routing Engine 0	REV 06	740-013063	1000687969	RE-S-2000
Routing Engine 1	REV 06	740-013063	1000687955	RE-S-2000
CB 0	REV 11	750-031391	YZ6072	Enhanced MX SCB
CB 1	REV 11	750-031391	YZ6068	Enhanced MX SCB
CB 2	REV 11	750-031391	YZ6081	Enhanced MX SCB
FPC 0	REV 01	750-018122	KA5576	DPCE 40x 1GE R
CPU	REV 06	710-013713	KB3961	DPC PMB
PIC 0		BUILTIN	BUILTIN	10x 1GE(LAN)
Xcvr 0	REV 01	740-011613	P9F18GF	SFP-SX
Xcvr 2	REV 01	740-011782	P9M0TL9	SFP-SX
Xcvr 7	REV 01	740-011782	P9P0XXH	SFP-SX
Xcvr 9	REV 01	740-011782	P9M0TN1	SFP-SX
PIC 1		BUILTIN	BUILTIN	10x 1GE(LAN)
Xcvr 0	REV 01	740-011613	PAJ4UHC	SFP-SX
PIC 2		BUILTIN	BUILTIN	10x 1GE(LAN)
Xcvr 0	REV 01	740-011613	PFF2CD0	SFP-SX
Xcvr 1	REV 01	740-011613	PBG3ZUT	SFP-SX
Xcvr 2	REV 01	740-011613	PFF2DDV	SFP-SX
Xcvr 5	REV 01	740-011613	P8E2SST	SFP-SX
Xcvr 9	REV 01	740-011782	PB8329N	SFP-SX
PIC 3		BUILTIN	BUILTIN	10x 1GE(LAN)
Xcvr 0	REV 01	740-026192	1U0201084503342	SFP-100BASE-BX10-U
Xcvr 1	REV 01	740-026193	1U1201084503313	SFP-100BASE-BX10-D
Xcvr 2	REV 01	740-011613	PAJ4Y5B	SFP-SX
Xcvr 6	REV 01	740-011782	P9M0U3M	SFP-SX
Xcvr 7	REV 01	740-011782	P9M0TLA	SFP-SX
FPC 1	REV 16	750-031089	YL0719	MPC Type 2 3D
CPU	REV 06	711-030884	YL1463	MPC PMB 2G
MIC 0	REV 07	750-028387	JR6500	3D 4x 10GE XFP
PIC 0		BUILTIN	BUILTIN	2x 10GE XFP
Xcvr 0	REV 01	740-014279	733019A00154	XFP-10G-LR
Xcvr 1	REV 02	740-014289	T09F55034	XFP-10G-SR
PIC 1		BUILTIN	BUILTIN	2x 10GE XFP
Xcvr 0	REV 01	740-014279	913019B00791	XFP-10G-LR
Xcvr 1	REV 01	740-014289	98S803A90384	XFP-10G-SR
MIC 1	REV 24	750-028387	YJ3950	3D 4x 10GE XFP
PIC 2		BUILTIN	BUILTIN	2x 10GE XFP
Xcvr 0	REV 02	740-014279	T10B36134	XFP-10G-LR
Xcvr 1	REV 01	740-014289	T07M86354	XFP-10G-SR
PIC 3		BUILTIN	BUILTIN	2x 10GE XFP
FPC 2	REV 08	710-014219	JY9654	DPCE 4x 10GE R
CPU	REV 06	710-013713	JZ6549	DPC PMB
PIC 0		BUILTIN	BUILTIN	1x 10GE(LAN/WAN)
PIC 1		BUILTIN	BUILTIN	1x 10GE(LAN/WAN)
PIC 2		BUILTIN	BUILTIN	1x 10GE(LAN/WAN)
Xcvr 0	REV 03	740-011571	C931BK028	XFP-10G-SR
PIC 3		BUILTIN	BUILTIN	1x 10GE(LAN/WAN)
FPC 3	REV 10	750-024199	XJ6692	MX FPC Type 3
CPU	REV 03	710-022351	XF5182	DPC PMB
PIC 0	REV 17	750-009553	RJ2945	4x OC-48 SONET
Xcvr 1	REV 01	740-011785	PCP3YLL	SFP-SR

Xcvr 3	REV 01	740-011785	PDSOMRY	SFP-SR
PIC 1	REV 32	750-003700	DP2113	1x OC-192 12xMM VSR
FPC 5	REV 25	750-028467	YM8256	MPC 3D 16x 10GE
CPU	REV 10	711-029089	YL3029	AMPC PMB
PIC 0		BUILTIN	BUILTIN	4x 10GE(LAN) SFP+
Xcvr 1	REV 01	740-031980	AHNOX1Z	SFP+-10G-SR
PIC 1		BUILTIN	BUILTIN	4x 10GE(LAN) SFP+
PIC 2		BUILTIN	BUILTIN	4x 10GE(LAN) SFP+
PIC 3		BUILTIN	BUILTIN	4x 10GE(LAN) SFP+
FPC 7	REV 02	750-031092	JR6658	MPC Type 1 3D Q
CPU	REV 01	711-030884	JZ9038	MPC PMB 2G
MIC 0	REV 08	750-028392	JZ8737	3D 20x 1GE(LAN) SFP
PIC 0		BUILTIN	BUILTIN	10x 1GE(LAN) SFP
Xcvr 0	REV 01	740-011782	PBE2C6Y	SFP-SX
Xcvr 2		NON-JNPR	U8105N8	SFP-SX
Xcvr 4	REV 01	740-011613	PFM18EF	SFP-SX
Xcvr 7	REV 01	740-011613	PFF2AM8	SFP-SX
Xcvr 8	REV 01	740-011613	PFF2CT6	SFP-SX
PIC 1		BUILTIN	BUILTIN	10x 1GE(LAN) SFP
Xcvr 0	REV 01	740-011782	PB82VHH	SFP-SX
Xcvr 1	REV 01	740-011613	PFF2CSW	SFP-SX
Xcvr 9	REV 01	740-011613	PFF2BY0	SFP-SX
QXM 0	REV 04	711-028408	JR6372	MPC QXM
FPC 8	REV 05	750-024387	JW9754	MX FPC Type 2
CPU	REV 03	710-022351	KF1651	DPC PMB
PIC 0	REV 08	750-014730	DM3664	4x OC-3 1x OC-12 SFP
Xcvr 0	REV 01	740-016065	81S290N00077	SFP-SR
Xcvr 1		NON-JNPR	2191844	SFP-SR
Xcvr 2	REV 01	740-011618	PD81EE5	SFP-IR
PIC 1	REV 08	750-014637	DM3671	4x OC-12-3 SFP
Xcvr 0	REV 01	740-011785	PCK3UNK	SFP-SR
Xcvr 3	REV 01	740-011785	PDSOMPZ	SFP-SR
FPC 10	REV 04	710-013699	JY4654	DPCE 40x 1GE R
CPU	REV 05	710-013713	JS9717	DPC PMB
PIC 0		BUILTIN	BUILTIN	10x 1GE(LAN)
Xcvr 5	REV 01	740-011782	PAR1L72	SFP-SX
Xcvr 6	REV 01	740-011782	P8N1YQ4	SFP-SX
PIC 1		BUILTIN	BUILTIN	10x 1GE(LAN)
PIC 2		BUILTIN	BUILTIN	10x 1GE(LAN)
Xcvr 0	REV 01	740-011782	P8Q2AVL	SFP-SX
Xcvr 5	REV 01	740-011782	PAR1L7B	SFP-SX
Xcvr 6	REV 01	740-011782	PAR1L2J	SFP-SX
Xcvr 8	REV 01	740-011782	P8N1YMY	SFP-SX
PIC 3		BUILTIN	BUILTIN	10x 1GE(LAN)
Fan Tray 0	REV 03	740-014971	TP0567	Fan Tray
Fan Tray 1	REV 03	740-014971	TP0702	Fan Tray

### show chassis hardware models (MX960 Router with Enhanced MX SCB)

```
user@host> show chassis hardware models
```

```
Hardware inventory:
```

Item	Version	Part number	Serial number	FRU model number
Midplane	REV 03	710-013698	TR0183	CHAS-BP-MX960-S
Fan Extender	REV 02	710-018051	JY5227	ECM-MX960
FPM Board	REV 03	710-014974	JZ6876	CRAFT-MX960-S
Routing Engine 0	REV 06	740-013063	1000687969	RE-S-2000-4096-S
Routing Engine 1	REV 06	740-013063	1000687955	RE-S-2000-4096-S
CB 0	REV 11	750-031391	YZ6072	SCBE-MX-S
CB 1	REV 11	750-031391	YZ6068	SCBE-MX-S
CB 2	REV 11	750-031391	YZ6081	SCBE-MX-S
FPC 0	REV 01	750-018122	KA5576	DPCE-R-40GE-SFP

FPC 1	REV 16	750-031089	YL0719	MX-MPC2-3D
MIC 0	REV 07	750-028387	JR6500	MIC-3D-4XGE-XFP
MIC 1	REV 24	750-028387	YJ3950	MIC-3D-4XGE-XFP
FPC 2	REV 08	710-014219	JY9654	DPC-R-4XGE-XFP
FPC 3	REV 10	750-024199	XJ6692	MX-FPC3
PIC 0	REV 17	750-009553	RJ2945	PC-40C48-SON-SFP
PIC 1	REV 32	750-003700	DP2113	PC-10C192-SON-VSR
FPC 5	REV 25	750-028467	YM8256	MPC-3D-16XGE-SFPP
FPC 7	REV 02	750-031092	JR6658	MX-MPC1-3D-Q
MIC 0	REV 08	750-028392	JZ8737	MIC-3D-20GE-SFP
FPC 8	REV 05	750-024387	JW9754	MX-FPC2
PIC 0	REV 08	750-014730	DM3664	PB-40C3-10C12-SON2-SFP
PIC 1	REV 08	750-014637	DM3671	PB-40C3-40C12-SON-SFP
FPC 10	REV 04	710-013699	JY4654	DPC-R-40GE-SFP
Fan Tray 0	REV 03	740-014971	TP0567	FFANTRAY-MX960-S
Fan Tray 1	REV 03	740-014971	TP0702	FFANTRAY-MX960-S

### show chassis hardware (MX960 Router with MPC5EQ)

```
user@host> show chassis hardware
```

```
Hardware inventory:
```

Item	Version	Part number	Serial number	Description
Chassis			JN1214852AFA	MX960
Midplane	REV 01	710-030012	ACAX3674	MX960 Backplane
FPM Board	REV 03	710-014974	CAAZ9326	Front Panel Display
PDM	Rev 03	740-013110	QCS17025017	Power Distribution Module
PEM 0	Rev 10	740-027760	QCS1702N062	PS 4.1kW; 200-240V AC
in				
PEM 1	Rev 04	740-027760	QCS1422N02C	PS 4.1kW; 200-240V AC
in				
PEM 2	Rev 09	740-027760	QCS1614N01X	PS 4.1kW; 200-240V AC
in				
Routing Engine 0	REV 08	740-031116	9009131803	RE-S-1800x4
Routing Engine 1	REV 08	740-031116	9009124913	RE-S-1800x4
CB 0	REV 18	750-031391	CABF0579	Enhanced MX SCB
CB 1	REV 16	750-031391	CAAZ2471	Enhanced MX SCB
CB 2	REV 16	750-031391	CAAW9595	Enhanced MX SCB
FPC 0	REV 18	750-046005	CACE6574	MPC5E 3D Q 2CGE+4XGE
CPU	REV 09	711-045719	CACG8908	RMPC PMB
PIC 0		BUILTIN	BUILTIN	2X10GE SFPP OTN
Xcvr 0	REV 01	740-021308	AQA0DYT	SFP+-10G-SR
Xcvr 1	REV 01	740-021308	AQGOMS7	SFP+-10G-SR
PIC 1		BUILTIN	BUILTIN	1X100GE CFP2 OTN
Xcvr 0	REV 01	740-046563	XD16FC03Z	CFP2-100G-SR10
PIC 2		BUILTIN	BUILTIN	2X10GE SFPP OTN
Xcvr 0	REV 01	740-021308	ANAONAJ	SFP+-10G-SR
Xcvr 1	REV 01	740-021308	AQGOMRQ	SFP+-10G-SR
PIC 3		BUILTIN	BUILTIN	1X100GE CFP2 OTN
Xcvr 0	REV 01	740-049775	J13K72993	CFP2-100G-LR4
FPC 1	REV 11	750-045372	CABK8154	MPCE Type 3 3D
CPU	REV 08	711-035209	CABE7370	HMPC PMB 2G
MIC 0	REV 07	750-033307	CABD5255	10X10GE SFPP
PIC 0		BUILTIN	BUILTIN	10X10GE SFPP
Xcvr 0	REV 01	740-021308	AQ50319	SFP+-10G-SR
Xcvr 1	REV 01	740-021308	AQ5035V	SFP+-10G-SR
Xcvr 2	REV 01	740-021308	AQ502XJ	SFP+-10G-SR
Xcvr 3	REV 01	740-021308	AQ43HHR	SFP+-10G-SR
Xcvr 4	REV 01	740-021308	AQ502YA	SFP+-10G-SR
Xcvr 5	REV 01	740-021308	AQ502EU	SFP+-10G-SR
Xcvr 6	REV 01	740-021308	AQ502HR	SFP+-10G-SR
Xcvr 7	REV 01	740-021308	AQ502A6	SFP+-10G-SR

Xcvr 8	REV 01	740-021308	AQ43H8M	SFP+-10G-SR
MIC 1	REV 14	750-033196	CAAP1398	1X100GE CXP
PIC 2		BUILTIN	BUILTIN	1X100GE CXP
Xcvr 0	REV 01	740-046563	XD16FC064	CFP-100G-SR10
FPC 3	REV 35	750-028467	CAAT9156	MPC 3D 16x 10GE
CPU	REV 11	711-029089	CAAV4645	AMPC PMB
PIC 0		BUILTIN	BUILTIN	4x 10GE(LAN) SFP+
Xcvr 0	REV 01	740-021308	AQ43HZ1	SFP+-10G-SR
Xcvr 1	REV 01	740-021308	AQ43HZC	SFP+-10G-SR
Xcvr 2	REV 01	740-021308	AQ43HD2	SFP+-10G-SR
Xcvr 3	REV 01	740-021308	AQ502HN	SFP+-10G-SR
PIC 1		BUILTIN	BUILTIN	4x 10GE(LAN) SFP+
Xcvr 0	REV 01	740-021308	AQ43HGF	SFP+-10G-SR
Xcvr 1	REV 01	740-021308	AQ501RZ	SFP+-10G-SR
Xcvr 2	REV 01	740-021308	AQ5029V	SFP+-10G-SR
Xcvr 3	REV 01	740-021308	AQ501X9	SFP+-10G-SR
PIC 2		BUILTIN	BUILTIN	4x 10GE(LAN) SFP+
Xcvr 0	REV 01	740-021308	AQ502ZN	SFP+-10G-SR
Xcvr 1	REV 01	740-021308	AQ43H86	SFP+-10G-SR
Xcvr 2	REV 01	740-021308	AQ502ZY	SFP+-10G-SR
Xcvr 3	REV 01	740-021308	AQ502PZ	SFP+-10G-SR
PIC 3		BUILTIN	BUILTIN	4x 10GE(LAN) SFP+
Xcvr 0	REV 01	740-021308	AQ503E6	SFP+-10G-SR
Xcvr 1	REV 01	740-021308	AQ502XN	SFP+-10G-SR
Xcvr 2	REV 01	740-031980	B11F00213	SFP+-10G-SR
Xcvr 3	REV 01	740-021308	AQ50336	SFP+-10G-SR
FPC 4	REV 18	750-046005	CACE6568	MPC5E 3D Q 2CGE+4XGE
CPU	REV 09	711-045719	CACG8900	RMPD PMB
PIC 0		BUILTIN	BUILTIN	2X10GE SFPP OTN
Xcvr 0	REV 01	740-021308	AQA095A	SFP+-10G-SR
Xcvr 1	REV 01	740-021308	AQGOM1E	SFP+-10G-SR
PIC 1		BUILTIN	BUILTIN	1X100GE CFP2 OTN
Xcvr 0		NON-JNPR	FE13F000F	CFP2-100G-SR10
PIC 2		BUILTIN	BUILTIN	2X10GE SFPP OTN
Xcvr 0	REV 01	740-021308	AQGOLYC	SFP+-10G-SR
Xcvr 1	REV 01	740-021308	AQGOLYB	SFP+-10G-SR
PIC 3		BUILTIN	BUILTIN	1X100GE CFP2 OTN
Xcvr 0	REV 01	740-048813	XD32FE00Z	CFP2-100G-SR10
FPC 5	REV 18	750-046005	CACE6577	MPC5E 3D Q 2CGE+4XGE
CPU	REV 09	711-045719	CACG8902	RMPD PMB
PIC 0		BUILTIN	BUILTIN	2X10GE SFPP OTN
Xcvr 0	REV 01	740-021308	AQGOMXE	SFP+-10G-SR
Xcvr 1	REV 01	740-021308	AQGOLVY	SFP+-10G-SR
PIC 1		BUILTIN	BUILTIN	1X100GE CFP2 OTN
Xcvr 0	REV 01	740-046563	XD16FC03T	CFP2-100G-SR10
PIC 2		BUILTIN	BUILTIN	2X10GE SFPP OTN
Xcvr 0	REV 01	740-021308	AQGOLW1	SFP+-10G-SR
Xcvr 1	REV 01	740-021308	AQGOLW3	SFP+-10G-SR
PIC 3		BUILTIN	BUILTIN	1X100GE CFP2 OTN
Xcvr 0		NON-JNPR	FE13F000J	CFP2-100G-SR10
FPC 7	REV 09	750-037355	CAAF0937	MPC4E 3D 2CGE+8XGE
CPU	REV 08	711-035209	CAAD8004	HMPD PMB 2G
PIC 0		BUILTIN	BUILTIN	4x10GE SFPP
Xcvr 0	REV 01	740-021308	ANAOMM3	SFP+-10G-SR
PIC 1		BUILTIN	BUILTIN	1X100GE CFP
Xcvr 0	REV 01	740-035329	X000C163	CFP-100G-SR10
PIC 2		BUILTIN	BUILTIN	4x10GE SFPP
Xcvr 0	REV 01	740-021308	AQGOMS6	SFP+-10G-SR
Xcvr 1	REV 01	740-021308	AQGOMRX	SFP+-10G-SR
Xcvr 2	REV 01	740-021308	AQGOM6Y	SFP+-10G-SR
Xcvr 3	REV 01	740-021308	AQGOLZM	SFP+-10G-SR

PIC 3		BUILTIN	BUILTIN	1X100GE CFP
Xcvr 0	REV 01	740-035329	X12J00499	CFP-100G-SR10
FPC 8	REV 39	750-045715	CACD1903	MPC5E 3D Q 24XGE+6XLGE
CPU	REV 09	711-045719	CACD1815	RMPD PMB
PIC 0		BUILTIN	BUILTIN	12X10GE SFPP OTN
PIC 1		BUILTIN	BUILTIN	12X10GE SFPP OTN
PIC 2		BUILTIN	BUILTIN	3X40GE QSFPP
Xcvr 0	REV 01	740-046565	QC480289	QSFP+-40G-SR4
Xcvr 1	REV 01	740-046565	QC480274	QSFP+-40G-SR4
Xcvr 2	REV 01	740-046565	QD130190	QSFP+-40G-SR4
PIC 3		BUILTIN	BUILTIN	3X40GE QSFPP
Xcvr 0	REV 01	740-046565	QD130197	QSFP+-40G-SR4
Xcvr 1	REV 01	740-046565	QD130180	QSFP+-40G-SR4
Xcvr 2	REV 01	740-046565	QD130199	QSFP+-40G-SR4
WAN MEZZ	REV 09	750-049136	CABN0415	MPC5E 24XGE OTN Mezz
FPC 9	REV 05	750-044444	CAAY9801	MPCE Type 2 3D P
CPU	REV 04	711-038484	CAAW3673	MPCE PMB 2G
MIC 0	REV 28	750-028387	CAAX1071	3D 4x 10GE XFP
PIC 0		BUILTIN	BUILTIN	2x 10GE XFP
Xcvr 0		NON-JNPR	T12L92342	XFP-10G-SR
Xcvr 1		NON-JNPR	T12L92303	XFP-10G-SR
PIC 1		BUILTIN	BUILTIN	2x 10GE XFP
Xcvr 0		NON-JNPR	CC07BK02X	XFP-10G-SR
QXM 0	REV 06	711-028408	CAAW4883	MPC QXM
QXM 1	REV 06	711-028408	CAAW4603	MPC QXM
FPC 10	REV 21.0.11	750-045715	CAAY3541	MPC5E 3D Q 24XGE+6XLGE
CPU	REV 07	711-045719	CAAW7426	RMPD PMB
PIC 0		BUILTIN	BUILTIN	12X10GE SFPP
Xcvr 0	REV 01	740-031980	AHK01AP	SFP+-10G-SR
Xcvr 1	REV 01	740-021308	AQ502ZU	SFP+-10G-SR
Xcvr 2	REV 01	740-031980	AP41BLS	SFP+-10G-SR
Xcvr 3	REV 01	740-021308	AQA08YA	SFP+-10G-SR
Xcvr 4	REV 01	740-021308	AQA0K26	SFP+-10G-SR
Xcvr 6	REV 01	740-021308	AQA06S3	SFP+-10G-SR
Xcvr 7	REV 01	740-021308	AQA06AS	SFP+-10G-SR
Xcvr 8	REV 01	740-021308	AQA053N	SFP+-10G-SR
Xcvr 9	REV 01	740-021308	AQA0E97	SFP+-10G-SR
Xcvr 10	REV 01	740-021308	AQA0GS4	SFP+-10G-SR
Xcvr 11	REV 01	740-021308	AQA0JVA	SFP+-10G-SR
PIC 1		BUILTIN	BUILTIN	12X10GE SFPP
Xcvr 0	REV 01	740-021308	AQA057A	SFP+-10G-SR
Xcvr 1	REV 01	740-021308	ANA0MLS	SFP+-10G-SR
Xcvr 2	REV 01	740-021308	AQA093A	SFP+-10G-SR
Xcvr 3	REV 01	740-021309	943153A00075	SFP+-10G-LR
Xcvr 4	REV 01	740-021308	AQA077B	SFP+-10G-SR
Xcvr 5	REV 01	740-021308	AQA0JSC	SFP+-10G-SR
Xcvr 6	REV 01	740-021308	AQA0735	SFP+-10G-SR
Xcvr 7	REV 01	740-021308	AQ5028N	SFP+-10G-SR
Xcvr 8	REV 01	740-031980	AP40VN5	SFP+-10G-SR
Xcvr 9	REV 01	740-021308	AQA0K0J	SFP+-10G-SR
Xcvr 10	REV 01	740-021308	AQA07AP	SFP+-10G-SR
Xcvr 11	REV 01	740-021308	AQA08YB	SFP+-10G-SR
PIC 2		BUILTIN	BUILTIN	3X40GE QSFPP
PIC 3		BUILTIN	BUILTIN	3X40GE QSFPP
WAN MEZZ	REV 07	750-045717	CAAX3123	MPC5E 24XGE Mezz
FPC 11	REV 17	750-037355	CAAT3986	MPC4E 3D 2CGE+8XGE
CPU	REV 08	711-035209	CAAR3972	HMPD PMB 2G
PIC 0		BUILTIN	BUILTIN	4x10GE SFPP
Xcvr 0	REV 01	740-021308	AQA0DSE	SFP+-10G-SR
Xcvr 1	REV 01	740-021308	AQ501Y3	SFP+-10G-SR
Xcvr 2	REV 01	740-021308	AQ501XU	SFP+-10G-SR

Xcvr 3	REV 01	740-021308	AQ5036Y	SFP+-10G-SR
PIC 1		BUILTIN	BUILTIN	1X100GE CFP
Xcvr 0		NON-JNPR	X12J00247	CFP-100G-SR10
PIC 2		BUILTIN	BUILTIN	4x10GE SFPP
Xcvr 0	REV 01	740-031980	ALQ1DKF	SFP+-10G-SR
Xcvr 1	REV 01	740-031980	AJ403YA	SFP+-10G-SR
Xcvr 2	REV 01	740-031980	AP40TY0	SFP+-10G-SR
Xcvr 3	REV 01	740-031980	ALQ14G0	SFP+-10G-SR
PIC 3		BUILTIN	BUILTIN	1X100GE CFP
Xcvr 0	REV 01	740-035329	X12J00095	CFP-100G-SR10
Fan Tray 0	REV 08	740-031521	ACAF4219	Enhanced Fan Tray
Fan Tray 1	REV 08	740-031521	ACAF4225	Enhanced Fan Tray

### show chassis hardware detail (MX960 Router)

```

user@host> show chassis hardware detail
Hardware inventory:
Item          Version  Part number  Serial number  Description
Chassis
Midplane      REV 01    710-013698   AA6082         MX960 Midplane
PIM           Rev 01    740-013110   000008         Power Inlet Module
PEM 2
PEM 3         Rev 01    740-013682   000038         PS 1.7kW; 200-240VAC in
Routing Engine 0 REV 00    740-015113   1000617944     RE-S-1300
  ad0         245 MB   SanDisk      SDCFB-256      111419E1805T1141 Compact Flash
  ad2         38154 MB FUJITSU      MHT2040BH      NROWT5925N77   Hard Disk
CB 0          REV 05    710-013725   JK6947         MX960 Test SCB
FPC 4         REV 01    710-013305   JM7617         MX960 Test DPC
CPU
PIC 0
PIC 1
FPC 7         REV 01    710-013305   JL9634         MX960 Test DPC
CPU
PIC 0
Xcvr 0
PIC 1
Xcvr 1        REV 01    740-011782   P7N0368        SFP-SX
Xcvr 4        REV 01    740-011782   P8J1W27        SFP-SX
Xcvr 6        REV 01    740-011782   P8J1VSD        SFP-SX
Xcvr 9        REV 01    740-011782   P8J1W25        SFP-SX
Fan Tray 0
Fan Tray 1

```

### show chassis hardware detail (MX960 Router with MPC5EQ)

```

user@host> show chassis hardware detail
Hardware inventory:
Item          Version  Part number  Serial number  Description
Chassis
Midplane      REV 01    710-030012   ACAX3674       MX960 Backplane
FPM Board     REV 03    710-014974   CAAZ9326       Front Panel Display
PDM           Rev 03    740-013110   QCS17025017    Power Distribution Module
PEM 0         Rev 10    740-027760   QCS1702N062    PS 4.1kW; 200-240V AC
in
PEM 1         Rev 04    740-027760   QCS1422N02C    PS 4.1kW; 200-240V AC
in
PEM 2         Rev 09    740-027760   QCS1614N01X    PS 4.1kW; 200-240V AC
in
Routing Engine 0 REV 08    740-031116   9009131803     RE-S-1800x4
  ad0         3831 MB   UGB30SFA4000T1 SFA4000T1 000016CD Compact Flash

```

ad1	30533 MB	UGB94BPH32H0S1-KCI	11000061346	Disk 1
usb0 (addr 1)		EHCI root hub 0	Intel	uhub0
usb0 (addr 2)		product 0x0020 32	vendor 0x8087	uhub1
DIMM 0		VL31B5263F-F8SD DIE REV-0 PCB REV-0		MFR ID-ce80
DIMM 1		VL31B5263F-F8SD DIE REV-0 PCB REV-0		MFR ID-ce80
DIMM 2		VL31B5263F-F8SD DIE REV-0 PCB REV-0		MFR ID-ce80
DIMM 3		VL31B5263F-F8SD DIE REV-0 PCB REV-0		MFR ID-ce80
Routing Engine 1		REV 08 740-031116	9009124913	RE-S-1800x4
ad0	3831 MB	UGB30SFA4000T1	SFA4000T1 0000106D	Compact Flash
ad1	30533 MB	UGB94BPH32H0S1-KCI	11000052402	Disk 1
CB 0		REV 18 750-031391	CABF0579	Enhanced MX SCB
CB 1		REV 16 750-031391	CAAZ2471	Enhanced MX SCB
CB 2		REV 16 750-031391	CAAW9595	Enhanced MX SCB
FPC 0		REV 18 750-046005	CACE6574	MPC5E 3D Q 2CGE+4XGE
CPU		REV 09 711-045719	CACG8908	RMPD PMB
PIC 0		BUILTIN	BUILTIN	2X10GE SFPP OTN
Xcvr 0		REV 01 740-021308	AQA0DYT	SFP+-10G-SR
Xcvr 1		REV 01 740-021308	AQGOMS7	SFP+-10G-SR
PIC 1		BUILTIN	BUILTIN	1X100GE CFP2 OTN
Xcvr 0		REV 01 740-046563	XD16FC03Z	CFP2-100G-SR10
PIC 2		BUILTIN	BUILTIN	2X10GE SFPP OTN
Xcvr 0		REV 01 740-021308	ANAONAJ	SFP+-10G-SR
Xcvr 1		REV 01 740-021308	AQGOMRQ	SFP+-10G-SR
PIC 3		BUILTIN	BUILTIN	1X100GE CFP2 OTN
Xcvr 0		REV 01 740-049775	J13K72993	CFP2-100G-LR4
FPC 1		REV 11 750-045372	CABK8154	MPCE Type 3 3D
CPU		REV 08 711-035209	CABE7370	HMPD PMB 2G
MIC 0		REV 07 750-033307	CABD5255	10X10GE SFPP
PIC 0		BUILTIN	BUILTIN	10X10GE SFPP
Xcvr 0		REV 01 740-021308	AQ50319	SFP+-10G-SR
Xcvr 1		REV 01 740-021308	AQ5035V	SFP+-10G-SR
Xcvr 2		REV 01 740-021308	AQ502XJ	SFP+-10G-SR
Xcvr 3		REV 01 740-021308	AQ43HHR	SFP+-10G-SR
Xcvr 4		REV 01 740-021308	AQ502YA	SFP+-10G-SR
Xcvr 5		REV 01 740-021308	AQ502EU	SFP+-10G-SR
Xcvr 6		REV 01 740-021308	AQ502HR	SFP+-10G-SR
Xcvr 7		REV 01 740-021308	AQ502A6	SFP+-10G-SR
Xcvr 8		REV 01 740-021308	AQ43H8M	SFP+-10G-SR
MIC 1		REV 14 750-033196	CAAP1398	1X100GE CXP
PIC 2		BUILTIN	BUILTIN	1X100GE CXP
Xcvr 0		REV 01 740-046563	XD16FC064	CFP2-100G-SR10
FPC 3		REV 35 750-028467	CAAT9156	MPC 3D 16x 10GE
CPU		REV 11 711-029089	CAAV4645	AMPC PMB
PIC 0		BUILTIN	BUILTIN	4x 10GE(LAN) SFP+
Xcvr 0		REV 01 740-021308	AQ43HZ1	SFP+-10G-SR
Xcvr 1	REV 01	740-021308	AQ43HZC	SFP+-10G-SR
Xcvr 2		REV 01 740-021308	AQ43HD2	SFP+-10G-SR
Xcvr 3		REV 01 740-021308	AQ502HN	SFP+-10G-SR
PIC 1		BUILTIN	BUILTIN	4x 10GE(LAN) SFP+
Xcvr 0		REV 01 740-021308	AQ43HGF	SFP+-10G-SR
Xcvr 1		REV 01 740-021308	AQ501RZ	SFP+-10G-SR
Xcvr 2		REV 01 740-021308	AQ5029V	SFP+-10G-SR
Xcvr 3		REV 01 740-021308	AQ501X9	SFP+-10G-SR
PIC 2		BUILTIN	BUILTIN	4x 10GE(LAN) SFP+
Xcvr 0		REV 01 740-021308	AQ502ZN	SFP+-10G-SR
Xcvr 1		REV 01 740-021308	AQ43H86	SFP+-10G-SR
Xcvr 2		REV 01 740-021308	AQ502ZY	SFP+-10G-SR
Xcvr 3		REV 01 740-021308	AQ502PZ	SFP+-10G-SR
PIC 3		BUILTIN	BUILTIN	4x 10GE(LAN) SFP+
Xcvr 0		REV 01 740-021308	AQ503E6	SFP+-10G-SR
Xcvr 1		REV 01 740-021308	AQ502XN	SFP+-10G-SR



Xcvr 2	REV 01	740-031980	B11F00213	SFP+-10G-SR
Xcvr 3	REV 01	740-021308	AQ50336	SFP+-10G-SR
FPC 4	REV 18	750-046005	CACE6568	MPC5E 3D Q 2CGE+4XGE
CPU	REV 09	711-045719	CACG8900	RMPD PMB
PIC 0		BUILTIN	BUILTIN	2X10GE SFPP OTN
Xcvr 0	REV 01	740-021308	AQA095A	SFP+-10G-SR
Xcvr 1	REV 01	740-021308	AQGOM1E	SFP+-10G-SR
PIC 1		BUILTIN	BUILTIN	1X100GE CFP2 OTN
Xcvr 0		NON-JNPR	FE13F000F	CFP2-100G-SR10
PIC 2		BUILTIN	BUILTIN	2X10GE SFPP OTN
Xcvr 0	REV 01	740-021308	AQGOLYC	SFP+-10G-SR
Xcvr 1	REV 01	740-021308	AQGOLYB	SFP+-10G-SR
PIC 3		BUILTIN	BUILTIN	1X100GE CFP2 OTN
Xcvr 0	REV 01	740-048813	XD32FE00Z	CFP2-100G-SR10
FPC 5	REV 18	750-046005	CACE6577	MPC5E 3D Q 2CGE+4XGE
CPU	REV 09	711-045719	CACG8902	RMPD PMB
PIC 0		BUILTIN	BUILTIN	2X10GE SFPP OTN
Xcvr 0	REV 01	740-021308	AQGOMXE	SFP+-10G-SR
Xcvr 1	REV 01	740-021308	AQGOLVY	SFP+-10G-SR
PIC 1		BUILTIN	BUILTIN	1X100GE CFP2 OTN
Xcvr 0	REV 01	740-046563	XD16FC03T	CFP2-100G-SR10
PIC 2		BUILTIN	BUILTIN	2X10GE SFPP OTN
Xcvr 0	REV 01	740-021308	AQGOLW1	SFP+-10G-SR
Xcvr 1	REV 01	740-021308	AQGOLW3	SFP+-10G-SR
PIC 3		BUILTIN	BUILTIN	1X100GE CFP2 OTN
Xcvr 0		NON-JNPR	FE13F000J	CFP2-100G-SR10
FPC 7	REV 09	750-037355	CAAF0937	MPC4E 3D 2CGE+8XGE
CPU	REV 08	711-035209	CAAD8004	HMPD PMB 2G
PIC 0		BUILTIN	BUILTIN	4x10GE SFPP
Xcvr 0	REV 01	740-021308	ANAOMM3	SFP+-10G-SR
PIC 1		BUILTIN	BUILTIN	1X100GE CFP
Xcvr 0	REV 01	740-035329	X000C163	CFP-100G-SR10
PIC 2		BUILTIN	BUILTIN	4x10GE SFPP
Xcvr 0	REV 01	740-021308	AQGOMS6	SFP+-10G-SR
Xcvr 1	REV 01	740-021308	AQGOMRX	SFP+-10G-SR
Xcvr 2	REV 01	740-021308	AQGOM6Y	SFP+-10G-SR
Xcvr 3	REV 01	740-021308	AQGOLZM	SFP+-10G-SR
PIC 3		BUILTIN	BUILTIN	1X100GE CFP
Xcvr 0	REV 01	740-035329	X12J00499	CFP-100G-SR10
FPC 8	REV 39	750-045715	CACD1903	MPC5E 3D Q 24XGE+6XLGE
CPU	REV 09	711-045719	CACD1815	RMPD PMB
PIC 0		BUILTIN	BUILTIN	12X10GE SFPP OTN
PIC 1		BUILTIN	BUILTIN	12X10GE SFPP OTN
PIC 2		BUILTIN	BUILTIN	3X40GE QSFPP
Xcvr 0	REV 01	740-046565	QC480289	QSFP+-40G-SR4
Xcvr 1	REV 01	740-046565	QC480274	QSFP+-40G-SR4
Xcvr 2	REV 01	740-046565	QD130190	QSFP+-40G-SR4
PIC 3		BUILTIN	BUILTIN	3X40GE QSFPP
Xcvr 0	REV 01	740-046565	QD130197	QSFP+-40G-SR4
Xcvr 1	REV 01	740-046565	QD130180	QSFP+-40G-SR4
Xcvr 2	REV 01	740-046565	QD130199	QSFP+-40G-SR4
WAN MEZZ	REV 09	750-049136	CABN0415	MPC5E 24XGE OTN Mezz
FPC 9	REV 05	750-044444	CAAY9801	MPCE Type 2 3D P
CPU	REV 04	711-038484	CAAW3673	MPCE PMB 2G
MIC 0	REV 28	750-028387	CAAX1071	3D 4x 10GE XFP
PIC 0		BUILTIN	BUILTIN	2x 10GE XFP
Xcvr 0		NON-JNPR	T12L92342	XFP-10G-SR
Xcvr 1		NON-JNPR	T12L92303	XFP-10G-SR
PIC 1		BUILTIN	BUILTIN	2x 10GE XFP
Xcvr 0		NON-JNPR	CC07BK02X	XFP-10G-SR
QXM 0	REV 06	711-028408	CAAW4883	MPD QXM

QXM 1	REV 06	711-028408	CAAW4603	MPC QXM
FPC 10	REV 21.0.11	750-045715	CAAY3541	MPC5E 3D Q 24XGE+6XLGE
CPU	REV 07	711-045719	CAAW7426	RMPM PMB
PIC 0		BUILTIN	BUILTIN	12X10GE SFPP
Xcvr 0	REV 01	740-031980	AHK01AP	SFP+-10G-SR
Xcvr 1	REV 01	740-021308	AQ502ZU	SFP+-10G-SR
Xcvr 2	REV 01	740-031980	AP41BLS	SFP+-10G-SR
Xcvr 3	REV 01	740-021308	AQA08YA	SFP+-10G-SR
Xcvr 4	REV 01	740-021308	AQA0K26	SFP+-10G-SR
Xcvr 6	REV 01	740-021308	AQA06S3	SFP+-10G-SR
Xcvr 7	REV 01	740-021308	AQA06AS	SFP+-10G-SR
Xcvr 8	REV 01	740-021308	AQA053N	SFP+-10G-SR
Xcvr 9	REV 01	740-021308	AQA0E97	SFP+-10G-SR
Xcvr 10	REV 01	740-021308	AQA0GS4	SFP+-10G-SR
Xcvr 11	REV 01	740-021308	AQA0JVA	SFP+-10G-SR
PIC 1		BUILTIN	BUILTIN	12X10GE SFPP
Xcvr 0	REV 01	740-021308	AQA057A	SFP+-10G-SR
Xcvr 1	REV 01	740-021308	ANA0MLS	SFP+-10G-SR
Xcvr 2	REV 01	740-021308	AQA093A	SFP+-10G-SR
Xcvr 3	REV 01	740-021309	943153A00075	SFP+-10G-LR
Xcvr 4	REV 01	740-021308	AQA077B	SFP+-10G-SR
Xcvr 5	REV 01	740-021308	AQA0JSC	SFP+-10G-SR
Xcvr 6	REV 01	740-021308	AQA0735	SFP+-10G-SR
Xcvr 7	REV 01	740-021308	AQ5028N	SFP+-10G-SR
Xcvr 8	REV 01	740-031980	AP40VN5	SFP+-10G-SR
Xcvr 9	REV 01	740-021308	AQA0K0J	SFP+-10G-SR
Xcvr 10	REV 01	740-021308	AQA07AP	SFP+-10G-SR
Xcvr 11	REV 01	740-021308	AQA08YB	SFP+-10G-SR
PIC 2		BUILTIN	BUILTIN	3X40GE QSFPP
PIC 3		BUILTIN	BUILTIN	3X40GE QSFPP
WAN MEZZ	REV 07	750-045717	CAAX3123	MPC5E 24XGE Mezz
FPC 11	REV 17	750-037355	CAAT3986	MPC4E 3D 2CGE+8XGE
CPU	REV 08	711-035209	CAAR3972	HMPM PMB 2G
PIC 0		BUILTIN	BUILTIN	4x10GE SFPP
Xcvr 0	REV 01	740-021308	AQA0DSE	SFP+-10G-SR
Xcvr 1	REV 01	740-021308	AQ501Y3	SFP+-10G-SR
Xcvr 2	REV 01	740-021308	AQ501XU	SFP+-10G-SR
Xcvr 3	REV 01	740-021308	AQ5036Y	SFP+-10G-SR
PIC 1		BUILTIN	BUILTIN	1X100GE CFP
Xcvr 0		NON-JNPR	X12J00247	CFP-100G-SR10
PIC 2		BUILTIN	BUILTIN	4x10GE SFPP
Xcvr 0	REV 01	740-031980	ALQ1DKF	SFP+-10G-SR
Xcvr 1	REV 01	740-031980	AJ403YA	SFP+-10G-SR
Xcvr 2	REV 01	740-031980	AP40TY0	SFP+-10G-SR
Xcvr 3	REV 01	740-031980	ALQ14G0	SFP+-10G-SR
PIC 3		BUILTIN	BUILTIN	1X100GE CFP
Xcvr 0	REV 01	740-035329	X12J00095	CFP-100G-SR10
Fan Tray 0	REV 08	740-031521	ACAF4219	Enhanced Fan Tray
Fan Tray 1	REV 08	740-031521	ACAF4225	Enhanced Fan Tray

### show chassis hardware extensive (MX960 Router with MPC5EQ)

```
user@host> show chassis hardware extensive
```

```
Hardware inventory:
```

Item	Version	Part number	Serial number	Description
Chassis			JN1214852AFA	MX960
Jedec Code:	0x7fb0	EEPROM Version:	0x02	
		S/N:	JN1214852AFA	
Assembly ID:	0x0512	Assembly Version:	00.00	
Date:	00-00-0000	Assembly Flags:	0x00	
ID:	MX960			

## Board Information Record:

Address 0x00: 00 00 00 00 00 00 00 00 00 00 00 00 00 00 00 00

## I2C Hex Data:

Address 0x00: 7f b0 02 ff 05 12 00 00 00 00 00 00 00 00 00 00

Address 0x10: 00 00 00 00 00 00 00 00 00 00 00 00 00 00 00 00

Address 0x20: 4a 4e 31 32 31 34 38 35 32 41 46 41 00 00 00 00

Address 0x30: 00 00 00 ff 00 00 00 00 00 00 00 00 00 00 00 00

Address 0x40: 00 00 00 00 00 00 00 00 00 00 00 00 00 00 00 00

Address 0x50: 00 00 00 00 00 00 00 00 00 00 00 00 00 00 00 00

Address 0x60: 00 00 00 00 00 00 00 00 00 00 00 00 00 00 00 00

Address 0x70: 00 00 00 00 00 00 00 00 00 00 00 00 00 00 00 00

Midplane REV 01 710-030012 ACAX3674 MX960 Backplane

Jedec Code: 0x7fb0 EEPROM Version: 0x02

P/N: 710-030012 S/N: ACAX3674

Assembly ID: 0x01df Assembly Version: 01.01

Date: 01-19-2013 Assembly Flags: 0x00

Version: REV 01 CLEI Code: COM8T00CRB

ID: MX960 Backplane FRU Model Number: CHAS-BP-MX960-S

## Board Information Record:

Address 0x00: ad 01 08 00 54 e0 32 bc 68 00 ff ff ff ff ff ff

## I2C Hex Data:

Address 0x00: 7f b0 02 ff 01 df 01 01 52 45 56 20 30 31 00 00

Address 0x10: 00 00 00 00 37 31 30 2d 30 33 30 30 31 32 00 00

Address 0x20: 53 2f 4e 20 41 43 41 58 33 36 37 34 00 13 01 07

Address 0x30: dd ff ff ff ad 01 08 00 54 e0 32 bc 68 00 ff ff

Address 0x40: ff ff ff ff 01 43 4f 4d 38 54 30 30 43 52 42 43

Address 0x50: 48 41 53 2d 42 50 2d 4d 58 39 36 30 2d 53 00 00

Address 0x60: 00 00 00 00 00 00 42 00 00 ff ff ff ff ff ff

Address 0x70: ff ff ff aa ff ff ff ff ff ff ff ff ff ff ff

FPM Board REV 03 710-014974 CAAZ9326 Front Panel Display

Jedec Code: 0x7fb0 EEPROM Version: 0x01

P/N: 710-014974 S/N: CAAZ9326

Assembly ID: 0x01e6 Assembly Version: 01.03

Date: 12-31-2012 Assembly Flags: 0x00

Version: REV 03

ID: Front Panel Display FRU Model Number: CRAFT-MX960-S

## Board Information Record:

Address 0x00: ff ff ff ff ff ff ff ff ff ff ff ff ff ff ff

## I2C Hex Data:

Address 0x00: 7f b0 01 ff 01 e6 01 03 52 45 56 20 30 33 00 00

Address 0x10: 00 00 00 00 37 31 30 2d 30 31 34 39 37 34 00 00

Address 0x20: 53 2f 4e 20 43 41 41 5a 39 33 32 36 00 1f 0c 07

Address 0x30: dc ff ff ff ff ff ff ff ff ff ff ff ff ff ff

Address 0x40: ff ff ff ff 01 00 00 00 00 00 00 00 00 00 00 43

Address 0x50: 52 41 46 54 2d 4d 58 39 36 30 2d 53 00 00 00 00

Address 0x60: 00 00 00 00 00 00 ff ff ff ff ff ff ff ff ff

Address 0x70: ff ff ff ff ff ff ff ff ff ff ff ff ff ff ff

PDM Rev 03 740-013110 QCS17025017 Power Distribution Module

Jedec Code: 0x7fb0 EEPROM Version: 0x01

P/N: 740-013110 S/N: QCS17025017

Assembly ID: 0x0416 Assembly Version: 01.03

Date: 01-10-2013 Assembly Flags: 0x00

Version: Rev 03

ID: Power Distribution Module

## Board Information Record:

Address 0x00: ff ff ff ff ff ff ff ff ff ff ff ff ff 00 00 00

## I2C Hex Data:

Address 0x00: 7f b0 01 ff 04 16 01 03 52 65 76 20 30 33 00 00

Address 0x10: 00 00 00 00 37 34 30 2d 30 31 33 31 31 30 00 00

Address 0x20: 51 43 53 31 37 30 32 35 30 31 37 00 00 0a 01 07

Address 0x30: dd ff ff ff ff ff ff ff ff ff ff ff ff ff ff

```

Address 0x40: ff 00 00 00 00 00 00 00 00 00 00 00 00 00 00 00
Address 0x50: 00 00 00 00 00 00 00 00 00 00 00 00 00 00 00 00
Address 0x60: 00 00 00 00 00 00 00 00 00 00 00 00 00 00 00 00
Address 0x70: 00 00 00 00 00 00 00 00 00 00 00 00 00 00 00 00
PEM 0          Rev 10   740-027760   QCS1702N062   PS 4.1kW; 200-240V AC
in
Jedec Code:    0x7fb0          EEPROM Version:  0x01
P/N:           740-027760      S/N:             QCS1702N062
Assembly ID:   0x0430          Assembly Version: 01.10
Date:          01-15-2013      Assembly Flags:   0x00
Version:       Rev 10
ID: PS 4.1kW; 200-240V AC in   FRU Model Number:  PWR-MX960-4100-AC-S
Board Information Record:
Address 0x00: ff ff ff ff ff ff ff ff ff ff ff ff ff 00 00 00 00
I2C Hex Data:
Address 0x00: 7f b0 01 ff 04 30 01 0a 52 65 76 20 31 30 00 00
Address 0x10: 00 00 00 00 37 34 30 2d 30 32 37 37 36 30 00 00
Address 0x20: 51 43 53 31 37 30 32 4e 30 36 32 00 00 0f 01 07
Address 0x30: dd ff ff ff ff ff ff ff ff ff ff ff ff ff ff ff
Address 0x40: 00 00 00 00 01 00 00 00 00 00 00 00 00 00 00 50
Address 0x50: 57 52 2d 4d 58 39 36 30 2d 34 31 30 30 2d 41 43
Address 0x60: 2d 53 00 00 00 00 00 00 00 00 00 00 00 00 00 00
Address 0x70: 00 00 00 00 00 00 00 00 00 00 00 00 00 00 00 00
PEM 1          Rev 04   740-027760   QCS1422N02C   PS 4.1kW; 200-240V AC
in
Jedec Code:    0x7fb0          EEPROM Version:  0x01
P/N:           740-027760      S/N:             QCS1422N02C
Assembly ID:   0x0430          Assembly Version: 01.04
Date:          06-04-2010      Assembly Flags:   0x00
Version:       Rev 04
ID: PS 4.1kW; 200-240V AC in   FRU Model Number:  PWR-MX960-4100-AC-S
Board Information Record:
Address 0x00: ff ff ff ff ff ff ff ff ff ff ff ff ff 00 00 00 00
I2C Hex Data:
Address 0x00: 7f b0 01 ff 04 30 01 04 52 65 76 20 30 34 00 00
Address 0x10: 00 00 00 00 37 34 30 2d 30 32 37 37 36 30 00 00
Address 0x20: 51 43 53 31 34 32 32 4e 30 32 43 00 00 04 06 07
Address 0x30: da ff ff ff ff ff ff ff ff ff ff ff ff ff ff ff
Address 0x40: 00 00 00 00 01 00 00 00 00 00 00 00 00 00 00 50
Address 0x50: 57 52 2d 4d 58 39 36 30 2d 34 31 30 30 2d 41 43
Address 0x60: 2d 53 00 00 00 00 00 00 00 00 00 00 00 00 00 00
Address 0x70: 00 00 00 00 00 00 00 00 00 00 00 00 00 00 00 00
PEM 2          Rev 09   740-027760   QCS1614N01X   PS 4.1kW; 200-240V AC
in
Jedec Code:    0x7fb0          EEPROM Version:  0x01
P/N:           740-027760      S/N:             QCS1614N01X
Assembly ID:   0x0430          Assembly Version: 01.09
Date:          04-07-2012      Assembly Flags:   0x00
Version:       Rev 09
ID: PS 4.1kW; 200-240V AC in   FRU Model Number:  PWR-MX960-4100-AC-S
Board Information Record:
Address 0x00: ff ff ff ff ff ff ff ff ff ff ff ff ff 00 00 00 00
I2C Hex Data:
Address 0x00: 7f b0 01 ff 04 30 01 09 52 65 76 20 30 39 00 00
Address 0x10: 00 00 00 00 37 34 30 2d 30 32 37 37 36 30 00 00
Address 0x20: 51 43 53 31 36 31 34 4e 30 31 58 00 00 07 04 07
Address 0x30: dc ff ff ff ff ff ff ff ff ff ff ff ff ff ff ff
Address 0x40: 00 00 00 00 01 00 00 00 00 00 00 00 00 00 00 50
Address 0x50: 57 52 2d 4d 58 39 36 30 2d 34 31 30 30 2d 41 43
Address 0x60: 2d 53 00 00 00 00 00 00 00 00 00 00 00 00 00 00
Address 0x70: 00 00 00 00 00 00 00 00 00 00 00 00 00 00 00 00

```

```

Routing Engine 0 REV 08 740-031116 9009131803 RE-S-1800x4
Jedec Code: 0x7fb0 EEPROM Version: 0x02
P/N: 740-031116 S/N: 9009131803
Assembly ID: 0x09c0 Assembly Version: 01.08
Date: 03-04-2013 Assembly Flags: 0x00
Version: REV 08 CLEI Code: COUCASKBAA
ID: RE-S-1800x4 FRU Model Number: RE-S-1800X4-16G-S
Board Information Record:
Address 0x00: 54 32 30 32 37 44 42 2d 34 34 47 42 23 42 23 00
I2C Hex Data:
Address 0x00: 7f b0 02 ff 09 c0 01 08 52 45 56 20 30 38 00 00
Address 0x10: 00 00 00 00 37 34 30 2d 30 33 31 31 31 36 00 00
Address 0x20: 39 30 30 39 31 33 31 38 30 33 00 00 00 04 03 07
Address 0x30: dd ff ff ff 54 32 30 32 37 44 42 2d 34 34 47 42
Address 0x40: 23 42 23 00 01 43 4f 55 43 41 53 4b 42 41 41 52
Address 0x50: 45 2d 53 2d 31 38 30 30 58 34 2d 31 36 47 2d 53
Address 0x60: 00 00 00 00 00 00 41 30 30 ff ff ff ff ff ff ff
Address 0x70: ff ff ff 59 ff ff ff ff ff ff ff ff ff ff ff ff
ad0 3831 MB UGB30SFA4000T1 SFA4000T1 000016CD Compact Flash
ad1 30533 MB UGB94BPH32H0S1-KCI 11000061346 Disk 1
usb0 (addr 1) EHCI root hub 0 Intel uhub0
usb0 (addr 2) product 0x0020 32 vendor 0x8087 uhub1
DIMM 0 VL31B5263F-F8SD DIE REV-0 PCB REV-0 MFR ID-ce80
DIMM 1 VL31B5263F-F8SD DIE REV-0 PCB REV-0 MFR ID-ce80
DIMM 2 VL31B5263F-F8SD DIE REV-0 PCB REV-0 MFR ID-ce80
DIMM 3 VL31B5263F-F8SD DIE REV-0 PCB REV-0 MFR ID-ce80
Routing Engine 1 REV 08 740-031116 9009124913 RE-S-1800x4
Jedec Code: 0x7fb0 EEPROM Version: 0x02
P/N: 740-031116 S/N: 9009124913
Assembly ID: 0x09c0 Assembly Version: 01.08
Date: 01-09-2013 Assembly Flags: 0x00
Version: REV 08 CLEI Code: COUCASKBAA
ID: RE-S-1800x4 FRU Model Number: RE-S-1800X4-16G-S
Board Information Record:
Address 0x00: 54 32 30 32 37 44 42 2d 34 34 47 42 23 42 23 00
I2C Hex Data:
Address 0x00: 7f b0 02 ff 09 c0 01 08 52 45 56 20 30 38 00 00
Address 0x10: 00 00 00 00 37 34 30 2d 30 33 31 31 31 36 00 00
Address 0x20: 39 30 30 39 31 32 34 39 31 33 00 00 00 09 01 07
Address 0x30: dd ff ff ff 54 32 30 32 37 44 42 2d 34 34 47 42
Address 0x40: 23 42 23 00 01 43 4f 55 43 41 53 4b 42 41 41 52
Address 0x50: 45 2d 53 2d 31 38 30 30 58 34 2d 31 36 47 2d 53
Address 0x60: 00 00 00 00 00 00 41 30 30 ff ff ff ff ff ff ff
Address 0x70: ff ff ff 59 ff ff ff ff ff ff ff ff ff ff ff ff
ad0 3831 MB UGB30SFA4000T1 SFA4000T1 0000106D Compact Flash
ad1 30533 MB UGB94BPH32H0S1-KCI 11000052402 Disk 1
CB 0 REV 18 750-031391 CABF0579 Enhanced MX SCB
Jedec Code: 0x7fb0 EEPROM Version: 0x02
P/N: 750-031391 S/N: CABF0579
Assembly ID: 0x09b0 Assembly Version: 01.18
Date: 04-15-2013 Assembly Flags: 0x00
Version: REV 18 CLEI Code: COUCASRBAA
ID: Enhanced MX SCB FRU Model Number: SCBE-MX-S
Board Information Record:
Address 0x00: ff ff ff ff ff ff ff ff ff ff ff ff ff ff ff
I2C Hex Data:
Address 0x00: 7f b0 02 ff 09 b0 01 12 52 45 56 20 31 38 00 00
Address 0x10: 00 00 00 00 37 35 30 2d 30 33 31 33 39 31 00 00
Address 0x20: 53 2f 4e 20 43 41 42 46 30 35 37 39 00 0f 04 07
Address 0x30: dd ff ff ff ff ff ff ff ff ff ff ff ff ff ff
Address 0x40: ff ff ff ff 01 43 4f 55 43 41 53 52 42 41 41 53

```

```

Address 0x50: 43 42 45 2d 4d 58 2d 53 00 00 00 00 00 00 00
Address 0x60: 00 00 00 00 00 00 43 00 00 ff ff ff ff ff ff ff
Address 0x70: ff ff ff 7d ff ff ff ff ff ff ff ff ff ff ff ff
CB 1          REV 16    750-031391    CAAZ2471          Enhanced MX SCB
Jedec Code:   0x7fb0          EEPROM Version:   0x02
P/N:          750-031391      S/N:          CAAZ2471
Assembly ID:  0x09b0          Assembly Version: 01.16
Date:         03-09-2013      Assembly Flags: 0x00
Version:      REV 16          CLEI Code:     COUCARCBAB
ID: Enhanced MX SCB          FRU Model Number: SCBE-MX-S
Board Information Record:
Address 0x00: ff ff ff ff ff ff ff ff ff ff ff ff ff ff ff ff
I2C Hex Data:
Address 0x00: 7f b0 02 ff 09 b0 01 10 52 45 56 20 31 36 00 00
Address 0x10: 00 00 00 00 37 35 30 2d 30 33 31 33 39 31 00 00
Address 0x20: 53 2f 4e 20 43 41 41 5a 32 34 37 31 00 09 03 07
Address 0x30: dd ff ff ff ff ff ff ff ff ff ff ff ff ff ff ff
Address 0x40: ff ff ff ff 01 43 4f 55 43 41 52 43 42 41 42 53
Address 0x50: 43 42 45 2d 4d 58 2d 53 00 00 00 00 00 00 00 00
Address 0x60: 00 00 00 00 00 00 42 00 00 ff ff ff ff ff ff ff
Address 0x70: ff ff ff 6d ff ff ff ff ff ff ff ff ff ff ff ff
CB 2          REV 16    750-031391    CAAW9595          Enhanced MX SCB
Jedec Code:   0x7fb0          EEPROM Version:   0x02
P/N:          750-031391      S/N:          CAAW9595
Assembly ID:  0x09b0          Assembly Version: 01.16
Date:         02-01-2013      Assembly Flags: 0x00
Version:      REV 16          CLEI Code:     COUCARCBAB
ID: Enhanced MX SCB          FRU Model Number: SCBE-MX-S
Board Information Record:
Address 0x00: ff ff ff ff ff ff ff ff ff ff ff ff ff ff ff ff
I2C Hex Data:
Address 0x00: 7f b0 02 ff 09 b0 01 10 52 45 56 20 31 36 00 00
Address 0x10: 00 00 00 00 37 35 30 2d 30 33 31 33 39 31 00 00
Address 0x20: 53 2f 4e 20 43 41 41 57 39 35 39 35 00 01 02 07
Address 0x30: dd ff ff ff ff ff ff ff ff ff ff ff ff ff ff ff
Address 0x40: ff ff ff ff 01 43 4f 55 43 41 52 43 42 41 42 53
Address 0x50: 43 42 45 2d 4d 58 2d 53 00 00 00 00 00 00 00 00
Address 0x60: 00 00 00 00 00 00 42 00 00 ff ff ff ff ff ff ff
Address 0x70: ff ff ff 6d ff ff ff ff ff ff ff ff ff ff ff ff
FPC 0         REV 18    750-046005    CACE6574          MPC5E 3D Q 2CGE+4XGE
Jedec Code:   0x7fb0          EEPROM Version:   0x02
P/N:          750-046005      S/N:          CACE6574
Assembly ID:  0x0b8c          Assembly Version: 01.18
Date:         11-20-2013      Assembly Flags: 0x00
Version:      REV 18          CLEI Code:     PROTOXCLEI
ID: MPC5E 3D Q 2CGE+4XGE      FRU Model Number: PROTO-ASSEMBLY
Board Information Record:
Address 0x00: ff ff ff ff ff ff ff ff ff ff ff ff ff ff ff ff
I2C Hex Data:
Address 0x00: 7f b0 02 ff 0b 8c 01 12 52 45 56 20 31 38 00 00
Address 0x10: 00 00 00 00 37 35 30 2d 30 34 36 30 30 35 00 00
Address 0x20: 53 2f 4e 20 43 41 43 45 36 35 37 34 00 14 0b 07
Address 0x30: dd ff ff ff ff ff ff ff ff ff ff ff ff ff ff ff
Address 0x40: ff ff ff ff 01 50 52 4f 54 4f 58 43 4c 45 49 50
Address 0x50: 52 4f 54 4f 2d 41 53 53 45 4d 42 4c 59 00 00 00
Address 0x60: 00 00 00 00 00 00 41 30 30 ff ff ff ff ff ff ff
Address 0x70: ff ff ff c2 ff ff ff ff ff ff ff ff ff ff ff ff
CPU          REV 09    711-045719    CACG8908          RMPC PMB
Jedec Code:   0x7fb0          EEPROM Version:   0x02
P/N:          711-045719      S/N:          CACG8908
Assembly ID:  0x0b85          Assembly Version: 01.09

```

```

Date:          11-13-2013      Assembly Flags:    0x00
Version:       REV 09
ID: RMPC PMB
Board Information Record:
Address 0x00: ff ff ff ff ff ff ff ff ff ff ff ff ff ff ff
I2C Hex Data:
Address 0x00: 7f b0 02 ff 0b 85 01 09 52 45 56 20 30 39 00 00
Address 0x10: 00 00 00 00 37 31 31 2d 30 34 35 37 31 39 00 00
Address 0x20: 53 2f 4e 20 43 41 43 47 38 39 30 38 00 0d 0b 07
Address 0x30: dd ff ff ff ff ff ff ff ff ff ff ff ff ff ff
Address 0x40: ff ff ff ff 00 50 52 4f 54 4f 58 43 4c 45 49 50
Address 0x50: 52 4f 54 4f 2d 41 53 53 45 4d 42 4c 59 00 00 00
Address 0x60: 00 00 00 00 00 00 41 30 30 ff ff ff ff ff ff
Address 0x70: ff ff ff c2 00 00 00 00 00 00 00 00 00 00 00 00
PIC 0          BUILTIN      BUILTIN      2X10GE SFPP OTN
Jedec Code:    0x0000      EEPROM Version: 0x00
P/N:          BUILTIN      S/N:          BUILTIN
Assembly ID:   0x0a90      Assembly Version: 00.00
Date:         00-00-0000   Assembly Flags: 0x00
ID: 2X10GE SFPP OTN
Board Information Record:
Address 0x00: 00 00 00 00 00 00 00 00 00 00 00 00 00 00 00 00
I2C Hex Data:
Address 0x00: 00 00 00 00 0a 90 00 00 00 00 00 00 00 00 00 00
Address 0x10: 00 00 00 00 42 55 49 4c 54 49 4e 00 25 73 3a 20
Address 0x20: 42 55 49 4c 54 49 4e 00 25 73 3a 20 00 00 00 00
Address 0x30: 00 00 00 00 00 00 00 00 00 00 00 00 00 00 00 00
Address 0x40: 00 00 00 00 00 00 00 00 00 00 00 00 00 00 00 00
Address 0x50: 00 00 00 00 00 00 00 00 00 00 00 00 00 00 00 00
Address 0x60: 00 00 00 00 00 00 00 00 00 00 00 00 00 00 00 00
Address 0x70: 00 00 00 00 c0 02 ae dc 00 00 00 00 0a 6e 00 00
Xcvr 0        REV 01      740-021308   AQA0DYT      SFP+-10G-SR
Xcvr 1        REV 01      740-021308   AQGOMS7      SFP+-10G-SR
PIC 1          BUILTIN      BUILTIN      1X100GE CFP2 OTN
Jedec Code:    0x0000      EEPROM Version: 0x00
P/N:          BUILTIN      S/N:          BUILTIN
Assembly ID:   0x0a6e      Assembly Version: 00.00
Date:         00-00-0000   Assembly Flags: 0x00
ID: 1X100GE CFP2 OTN
Board Information Record:
Address 0x00: 00 00 00 00 00 00 00 00 00 00 00 00 00 00 00 00
I2C Hex Data:
Address 0x00: 00 00 00 00 0a 6e 00 00 00 00 00 00 00 00 00 00
Address 0x10: 00 00 00 00 42 55 49 4c 54 49 4e 00 25 73 3a 20
Address 0x20: 42 55 49 4c 54 49 4e 00 25 73 3a 20 00 00 00 00
Address 0x30: 00 00 00 00 00 00 00 00 00 00 00 00 00 00 00 00
Address 0x40: 00 00 00 00 00 00 00 00 00 00 00 00 00 00 00 00
Address 0x50: 00 00 00 00 00 00 00 00 00 00 00 00 00 00 00 00
Address 0x60: 00 00 00 00 00 00 00 00 00 00 00 00 00 00 00 00
Address 0x70: 00 00 00 00 c0 03 f3 8c 31 5c e7 80 00 00 00 02
Xcvr 0        REV 01      740-046563   XD16FC03Z    CFP2-100G-SR10
PIC 2          BUILTIN      BUILTIN      2X10GE SFPP OTN
Jedec Code:    0x0000      EEPROM Version: 0x00
P/N:          BUILTIN      S/N:          BUILTIN
Assembly ID:   0x0a90      Assembly Version: 00.00
Date:         00-00-0000   Assembly Flags: 0x00
ID: 2X10GE SFPP OTN
Board Information Record:
Address 0x00: 00 00 00 00 00 00 00 00 00 00 00 00 00 00 00 00
I2C Hex Data:
Address 0x00: 00 00 00 00 0a 90 00 00 00 00 00 00 00 00 00 00

```

```

Address 0x10: 00 00 00 00 42 55 49 4c 54 49 4e 00 25 73 3a 20
Address 0x20: 42 55 49 4c 54 49 4e 00 25 73 3a 20 00 00 00 00
Address 0x30: 00 00 00 00 00 00 00 00 00 00 00 00 00 00 00 00
Address 0x40: 00 00 00 00 00 00 00 00 00 00 00 00 00 00 00 00
Address 0x50: 00 00 00 00 00 00 00 00 00 00 00 00 00 00 00 00
Address 0x60: 00 00 00 00 00 00 00 00 00 00 00 00 00 00 00 00
Address 0x70: 00 00 00 00 c0 03 f5 6c 31 5c db 40 00 00 00 02
Xcvr 0      REV 01  740-021308  ANA0NAJ      SFP+-10G-SR
Xcvr 1      REV 01  740-021308  AQGOMRQ     SFP+-10G-SR
PIC 3              BUILTIN      BUILTIN      1X100GE CFP2 OTN
Jedec Code: 0x0000      EEPROM Version: 0x00
P/N:          BUILTIN    S/N:          BUILTIN
Assembly ID: 0x0a6e     Assembly Version: 00.00
Date:         00-00-0000 Assembly Flags: 0x00
ID: 1X100GE CFP2 OTN
Board Information Record:
Address 0x00: 00 00 00 00 00 00 00 00 00 00 00 00 00 00 00 00
I2C Hex Data:
Address 0x00: 00 00 00 00 0a 6e 00 00 00 00 00 00 00 00 00 00
Address 0x10: 00 00 00 00 42 55 49 4c 54 49 4e 00 25 73 3a 20
Address 0x20: 42 55 49 4c 54 49 4e 00 25 73 3a 20 00 00 00 00
Address 0x30: 00 00 00 00 00 00 00 00 00 00 00 00 00 00 00 00
Address 0x40: 00 00 00 00 00 00 00 00 00 00 00 00 00 00 00 00
Address 0x50: 00 00 00 00 00 00 00 00 00 00 00 00 00 00 00 00
Address 0x60: 00 00 00 00 00 00 00 00 00 00 00 00 00 00 00 00
Address 0x70: 00 00 00 00 c0 03 ed ec 31 5c e2 e8 00 00 00 02
Xcvr 0      REV 01  740-049775  J13K72993    CFP2-100G-LR4
FPC 1      REV 11  750-045372  CABK8154     MPCE Type 3 3D
Jedec Code: 0x7fb0      EEPROM Version: 0x02
P/N:          750-045372 S/N:          CABK8154
Assembly ID: 0x09db     Assembly Version: 04.11
Date:         05-18-2013 Assembly Flags: 0x00
Version:      REV 11    CLEI Code:     COUIBBNBAA
ID: MPCE Type 3 3D     FRU Model Number: MX-MPC3E-3D
Board Information Record:
Address 0x00: ff ff ff ff ff ff ff ff ff ff ff ff ff ff ff ff
I2C Hex Data:
Address 0x00: 7f b0 02 ff 09 db 04 0b 52 45 56 20 31 31 00 00
Address 0x10: 00 00 00 00 37 35 30 2d 30 34 35 33 37 32 00 00
Address 0x20: 53 2f 4e 20 43 41 42 4b 38 31 35 34 00 12 05 07
Address 0x30: dd ff ff ff ff ff ff ff ff ff ff ff ff ff ff ff
Address 0x40: ff ff ff ff 01 43 4f 55 49 42 42 4e 42 41 41 4d
Address 0x50: 58 2d 4d 50 43 33 45 2d 33 44 00 00 00 00 00 00
Address 0x60: 00 00 00 00 00 00 44 00 00 ff ff ff ff ff ff ff
Address 0x70: ff ff ff cf ff ff ff ff ff ff ff ff ff ff ff ff
CPU      REV 08  711-035209  CABE7370     HMPC PMB 2G
Jedec Code: 0x7fb0      EEPROM Version: 0x01
P/N:          711-035209 S/N:          CABE7370
Assembly ID: 0x0b04     Assembly Version: 01.08
Date:         05-08-2013 Assembly Flags: 0x00
Version:      REV 08
ID: HMPC PMB 2G
Board Information Record:
Address 0x00: ff ff ff ff ff ff ff ff ff ff ff ff ff ff ff ff
I2C Hex Data:
Address 0x00: 7f b0 01 ff 0b 04 01 08 52 45 56 20 30 38 00 00
Address 0x10: 00 00 00 00 37 31 31 2d 30 33 35 32 30 39 00 00
Address 0x20: 53 2f 4e 20 43 41 42 45 37 33 37 30 00 08 05 07
Address 0x30: dd ff ff ff ff ff ff ff ff ff ff ff ff ff ff ff
Address 0x40: ff ff ff ff 00 ff ff ff ff ff ff ff ff ff ff ff
Address 0x50: ff ff ff ff ff ff ff ff ff ff ff ff ff ff ff ff

```



```

Address 0x60: ff ff ff ff ff ff ff ff ff ff ff ff ff ff ff
Address 0x70: ff ff ff ff 00 00 00 00 00 00 00 00 00 00 00 00
MIC 0          REV 07    750-033307    CABD5255          10X10GE SFPP
Jedec Code:    0x7fb0          EEPROM Version:    0x02
P/N:           750-033307      S/N:          CABD5255
Assembly ID:   0x0a2a          Assembly Version: 02.07
Date:          04-25-2013      Assembly Flags: 0x00
Version:       REV 07          CLEI Code:     COUIBBJBAA
ID: 10X10GE SFPP              FRU Model Number: MIC3-3D-10XGE-SFPP
Board Information Record:
Address 0x00: 34 01 03 03 05 ff ff ff ff ff ff ff ff ff ff
I2C Hex Data:
Address 0x00: 7f b0 02 fe 0a 2a 02 07 52 45 56 20 30 37 00 00
Address 0x10: 00 00 00 00 37 35 30 2d 30 33 33 33 30 37 00 00
Address 0x20: 53 2f 4e 20 43 41 42 44 35 32 35 35 00 19 04 07
Address 0x30: dd ff ff ff 34 01 03 03 05 ff ff ff ff ff ff ff
Address 0x40: ff ff ff ff 01 43 4f 55 49 42 42 4a 42 41 41 4d
Address 0x50: 49 43 33 2d 33 44 2d 31 30 58 47 45 2d 53 46 50
Address 0x60: 50 00 00 00 00 00 41 00 00 ff ff ff ff ff ff ff
Address 0x70: ff ff ff 82 c0 03 f0 bc 57 79 83 80 00 00 00 02
PIC 0          BUILTIN      BUILTIN          10X10GE SFPP
Xcvr 0         REV 01    740-021308    AQ50319          SFP+-10G-SR
Xcvr 1         REV 01    740-021308    AQ5035V          SFP+-10G-SR
Xcvr 2         REV 01    740-021308    AQ502XJ          SFP+-10G-SR
Xcvr 3         REV 01    740-021308    AQ43HHR          SFP+-10G-SR
Xcvr 4         REV 01    740-021308    AQ502YA          SFP+-10G-SR
Xcvr 5         REV 01    740-021308    AQ502EU          SFP+-10G-SR
Xcvr 6         REV 01    740-021308    AQ502HR          SFP+-10G-SR
Xcvr 7         REV 01    740-021308    AQ502A6          SFP+-10G-SR
Xcvr 8         REV 01    740-021308    AQ43H8M          SFP+-10G-SR
MIC 1          REV 14    750-033196    CAAP1398          1X100GE CXP
Jedec Code:    0x7fb0          EEPROM Version:    0x02
P/N:           750-033196      S/N:          CAAP1398
Assembly ID:   0x0a29          Assembly Version: 03.14
Date:          10-27-2012      Assembly Flags: 0x00
Version:       REV 14          CLEI Code:     COUIBBKBAA
ID: 1X100GE CXP              FRU Model Number: MIC3-3D-1X100GE-CXP
Board Information Record:
Address 0x00: 34 01 07 07 08 ff ff ff ff ff ff ff ff ff ff
I2C Hex Data:
Address 0x00: 7f b0 02 fe 0a 29 03 0e 52 45 56 20 31 34 00 00
Address 0x10: 00 00 00 00 37 35 30 2d 30 33 33 31 39 36 00 00
Address 0x20: 53 2f 4e 20 43 41 41 50 31 33 39 38 00 1b 0a 07
Address 0x30: dc ff ff ff 34 01 07 07 08 ff ff ff ff ff ff ff
Address 0x40: ff ff ff ff 01 43 4f 55 49 42 42 4b 42 41 41 4d
Address 0x50: 49 43 33 2d 33 44 2d 31 58 31 30 30 47 45 2d 43
Address 0x60: 58 50 00 00 00 00 41 00 00 ff ff ff ff ff ff ff
Address 0x70: ff ff ff 96 c0 03 ef cc 57 79 85 08 00 00 00 02
PIC 2          BUILTIN      BUILTIN          1X100GE CXP
Xcvr 0         REV 01    740-046563    XD16FC064        CFP2-100G-SR10
FPC 3         REV 35    750-028467    CAAT9156          MPC 3D 16x 10GE
Jedec Code:    0x7fb0          EEPROM Version:    0x01
P/N:           750-028467      S/N:          CAAT9156
Assembly ID:   0x0997          Assembly Version: 01.35
Date:          12-17-2012      Assembly Flags: 0x00
Version:       REV 35
ID: MPC 3D 16x 10GE          FRU Model Number: MPC-3D-16XGE-SFPP
Board Information Record:
Address 0x00: ff ff ff ff ff ff ff ff ff ff ff ff ff ff ff
I2C Hex Data:
Address 0x00: 7f b0 01 ff 09 97 01 23 52 45 56 20 33 35 00 00

```

```

Address 0x10: 00 00 00 00 37 35 30 2d 30 32 38 34 36 37 00 00
Address 0x20: 53 2f 4e 20 43 41 41 54 39 31 35 36 00 11 0c 07
Address 0x30: dc ff ff ff ff ff ff ff ff ff ff ff ff ff ff
Address 0x40: ff ff ff ff 01 00 00 00 00 00 00 00 00 00 00 4d
Address 0x50: 50 43 2d 33 44 2d 31 36 58 47 45 2d 53 46 50 50
Address 0x60: 00 00 00 00 00 00 ff ff ff ff ff ff ff ff ff ff
Address 0x70: ff ff ff ff ff ff ff ff ff ff ff ff ff ff ff ff
CPU          REV 11    711-029089    CAAV4645    AMPC PMB
Jedec Code:  0x7fb0    EEPROM Version:  0x01
P/N:         711-029089    S/N:            CAAV4645
Assembly ID: 0x0998    Assembly Version: 01.11
Date:        12-13-2012    Assembly Flags:  0x00
Version:     REV 11
ID: AMPC PMB
Board Information Record:
Address 0x00: ff ff ff ff ff ff ff ff ff ff ff ff ff ff ff ff
I2C Hex Data:
Address 0x00: 7f b0 01 ff 09 98 01 0b 52 45 56 20 31 31 00 00
Address 0x10: 00 00 00 00 37 31 31 2d 30 32 39 30 38 39 00 00
Address 0x20: 53 2f 4e 20 43 41 41 56 34 36 34 35 00 0d 0c 07
Address 0x30: dc ff ff ff ff ff ff ff ff ff ff ff ff ff ff
Address 0x40: ff ff ff ff 00 ff ff ff ff ff ff ff ff ff ff ff
Address 0x50: ff ff ff ff ff ff ff ff ff ff ff ff ff ff ff ff
Address 0x60: ff ff ff ff ff ff ff ff ff ff ff ff ff ff ff ff
Address 0x70: ff ff ff ff 00 00 00 00 00 00 00 00 00 00 00 00
PIC 0          BUILTIN    BUILTIN    4x 10GE(LAN) SFP+
Jedec Code:  0x0000    EEPROM Version:  0x00
P/N:         BUILTIN    S/N:            BUILTIN
Assembly ID: 0x02fe    Assembly Version: 00.00
Date:        00-00-0000    Assembly Flags:  0x00
ID: 4x 10GE(LAN) SFP+
Board Information Record:
Address 0x00: 00 00 00 00 00 00 00 00 00 00 00 00 00 00 00 00
I2C Hex Data:
Address 0x00: 00 00 00 00 02 fe 00 00 00 00 00 00 00 00 00 00
Address 0x10: 00 00 00 00 42 55 49 4c 54 49 4e 00 25 73 3a 20
Address 0x20: 42 55 49 4c 54 49 4e 00 25 73 3a 20 00 00 00 00
Address 0x30: 00 00 00 00 00 00 00 00 00 00 00 00 00 00 00 00
Address 0x40: 00 00 00 00 00 00 00 00 00 00 00 00 00 00 00 00
Address 0x50: 00 00 00 00 00 00 00 00 00 00 00 00 00 00 00 00
Address 0x60: 00 00 00 00 00 00 00 00 00 00 00 00 00 00 00 00
Address 0x70: 00 00 00 00 c0 02 6b 94 00 00 00 00 02 fe 00 00
Xcvr 0      REV 01    740-021308    AQ43HZ1    SFP+-10G-SR
Xcvr 1      REV 01    740-021308    AQ43HZC    SFP+-10G-SR
Xcvr 2      REV 01    740-021308    AQ43HD2    SFP+-10G-SR
Xcvr 3      REV 01    740-021308    AQ502HN    SFP+-10G-SR
PIC 1          BUILTIN    BUILTIN    4x 10GE(LAN) SFP+
Jedec Code:  0x0000    EEPROM Version:  0x00
P/N:         BUILTIN    S/N:            BUILTIN
Assembly ID: 0x02fe    Assembly Version: 00.00
Date:        00-00-0000    Assembly Flags:  0x00
ID: 4x 10GE(LAN) SFP+
Board Information Record:
Address 0x00: 00 00 00 00 00 00 00 00 00 00 00 00 00 00 00 00
I2C Hex Data:
Address 0x00: 00 00 00 00 02 fe 00 00 00 00 00 00 00 00 00 00
Address 0x10: 00 00 00 00 42 55 49 4c 54 49 4e 00 25 73 3a 20
Address 0x20: 42 55 49 4c 54 49 4e 00 25 73 3a 20 00 00 00 00
Address 0x30: 00 00 00 00 00 00 00 00 00 00 00 00 00 00 00 00
Address 0x40: 00 00 00 00 00 00 00 00 00 00 00 00 00 00 00 00
Address 0x50: 00 00 00 00 00 00 00 00 00 00 00 00 00 00 00 00

```

```

Address 0x60: 00 00 00 00 00 00 00 00 00 00 00 00 00 00 00 00
Address 0x70: 00 00 00 00 c0 02 ac 0c 00 00 00 00 02 fe 00 00
  Xcvr 0      REV 01  740-021308  AQ43HGF      SFP+-10G-SR
  Xcvr 1      REV 01  740-021308  AQ501RZ      SFP+-10G-SR
  Xcvr 2      REV 01  740-021308  AQ5029V      SFP+-10G-SR
  Xcvr 3      REV 01  740-021308  AQ501X9      SFP+-10G-SR
  PIC 2              BUILTIN      BUILTIN      4x 10GE(LAN) SFP+
Jedec Code: 0x0000      EEPROM Version: 0x00
P/N:        BUILTIN      S/N:        BUILTIN
Assembly ID: 0x02fe      Assembly Version: 00.00
Date:       00-00-0000    Assembly Flags: 0x00
.....

```

### show chassis hardware models (MX960 Router with MPC5EQ)

```

user@host> show chassis hardware models
Hardware inventory:
Item          Version  Part number  Serial number  FRU model number
Midplane      REV 01  710-030012  ACAX3674      CHAS-BP-MX960-S
FPM Board     REV 03  710-014974  CAAZ9326      CRAFT-MX960-S
PEM 0         Rev 10  740-027760  QCS1702N062   PWR-MX960-4100-AC-S
PEM 1         Rev 04  740-027760  QCS1422N02C   PWR-MX960-4100-AC-S
PEM 2         Rev 09  740-027760  QCS1614N01X   PWR-MX960-4100-AC-S
Routing Engine 0 REV 08  740-031116  9009131803    RE-S-1800X4-16G-S
Routing Engine 1 REV 08  740-031116  9009124913    RE-S-1800X4-16G-S
CB 0          REV 18  750-031391  CABF0579      SCBE-MX-S
CB 1          REV 16  750-031391  CAAZ2471      SCBE-MX-S
CB 2          REV 16  750-031391  CAAW9595      SCBE-MX-S
FPC 0         REV 18  750-046005  CACE6574      PROTO-ASSEMBLY
FPC 1         REV 11  750-045372  CABK8154      MX-MPC3E-3D
  MIC 0       REV 07  750-033307  CABD5255      MIC3-3D-10XGE-SFPP
  MIC 1       REV 14  750-033196  CAAP1398      MIC3-3D-1X100GE-CXP
FPC 3         REV 35  750-028467  CAAT9156      MPC-3D-16XGE-SFPP
FPC 4         REV 18  750-046005  CACE6568      PROTO-ASSEMBLY
FPC 5         REV 18  750-046005  CACE6577      PROTO-ASSEMBLY
FPC 7         REV 09  750-037355  CAAF0937      MPC4E-2CGE-8XGE
FPC 8         REV 39  750-045715  CACD1903      PROTO-ASSEMBLY
FPC 9         REV 05  750-044444  CAAY9801      MX-MPC2E-3D-P
  MIC 0       REV 28  750-028387  CAAX1071      MIC-3D-4XGE-XFP
FPC 10        REV 21.0.11 750-045715  CAAY3541      PROTO-ASSEMBLY
FPC 11        REV 17  750-037355  CAAT3986      MPC4E-3D-2CGE-8XGE
Fan Tray 0    REV 08  740-031521  ACAF4219      FFANTRAY-MX960-HC-S
Fan Tray 1    REV 08  740-031521  ACAF4225      FFANTRAY-MX960-HC-S

```

### show chassis hardware clei-models (MX960 Router with MPC5EQ)

```

user@host> show chassis hardware clei-models
Hardware inventory:
Item          Version  Part number  CLEI code      FRU model number
Midplane      REV 01  710-030012  COM8T00CRB     CHAS-BP-MX960-S
FPM Board     REV 03  710-014974             CRAFT-MX960-S
PEM 0         Rev 10  740-027760             PWR-MX960-4100-AC-S
PEM 1         Rev 04  740-027760             PWR-MX960-4100-AC-S
PEM 2         Rev 09  740-027760             PWR-MX960-4100-AC-S
Routing Engine 0 REV 08  740-031116  COUCASKBAA     RE-S-1800X4-16G-S
Routing Engine 1 REV 08  740-031116  COUCASKBAA     RE-S-1800X4-16G-S
CB 0          REV 18  750-031391  COUCASRBAA     SCBE-MX-S
CB 1          REV 16  750-031391  COUCARCBAB     SCBE-MX-S
CB 2          REV 16  750-031391  COUCARCBAB     SCBE-MX-S
FPC 0         REV 18  750-046005  PROTOXCLEI     PROTO-ASSEMBLY

```

FPC 1	REV 11	750-045372	COUIBBNBAA	MX-MPC3E-3D
MIC 0	REV 07	750-033307	COUIBBJBAA	MIC3-3D-10XGE-SFPP
MIC 1	REV 14	750-033196	COUIBBKBAA	MIC3-3D-1X100GE-CXP
FPC 3	REV 35	750-028467		MPC-3D-16XGE-SFPP
FPC 4	REV 18	750-046005	PROTOXCLEI	PROTO-ASSEMBLY
FPC 5	REV 18	750-046005	PROTOXCLEI	PROTO-ASSEMBLY
FPC 7	REV 09	750-037355	PROTOXCLEI	MPC4E-2CGE-8XGE
FPC 8	REV 39	750-045715	PROTOXCLEI	PROTO-ASSEMBLY
FPC 9	REV 05	750-044444	COUIBBGBAA	MX-MPC2E-3D-P
MIC 0	REV 28	750-028387	COUIA16BAA	MIC-3D-4XGE-XFP
FPC 10	REV 21.0.11	750-045715	PROTOXCLEI	PROTO-ASSEMBLY
FPC 11	REV 17	750-037355	IPU3A4DHAA	MPC4E-3D-2CGE-8XGE
Fan Tray 0	REV 08	740-031521		FFANTRAY-MX960-HC-S
Fan Tray 1	REV 08	740-031521		FFANTRAY-MX960-HC-S

### show chassis hardware (MX960 Router with MPC3E and 100-Gigabit DWDM OTN MIC)

user@host> show chassis hardware

Hardware inventory:

Item	Version	Part number	Serial number	Description
Chassis			JN123F6D9AFA	MX960
Midplane	REV 04	750-047849	ACRC8764	Enhanced MX960 Backplane
FPM Board	REV 03	710-014974	CACS4395	Front Panel Display
PDM	Rev 03	740-013110	QCS1809500Z	Power Distribution Module
PEM 0	Rev 08	740-029344	QCS1817V0LK	DC 4.1kW Power Entry
Module				
PEM 1	Rev 08	740-029344	QCS1814V01F	DC 4.1kW Power Entry
Module				
PEM 2	Rev 08	740-029344	QCS1810V1EW	DC 4.1kW Power Entry
Module				
PEM 3	Rev 08	740-029344	QCS1810V1K5	DC 4.1kW Power Entry
Module				
Routing Engine 0	REV 11	740-031116	9013103483	RE-S-1800x4
Routing Engine 1	REV 10	740-031116	9009198513	RE-S-1800x4
CB 0	REV 23	750-031391	CADW3218	Enhanced MX SCB
CB 1	REV 14	750-031391	ABBK5220	Enhanced MX SCB
FPC 1	REV 14	750-045372	CADK0464	MPCE Type 3 3D
CPU	REV 10	711-035209	CADM9839	HMPC PMB 2G
MIC 0	REV 19	750-033199	CAAE5870	1X100GE CFP
PIC 0		BUILTIN	BUILTIN	1X100GE CFP
Xcvr 0	REV 01	740-032210	UTH0H0W	CFP-100G-LR4
FPC 2	REV 14	750-045372	CADN3262	MPCE Type 3 3D
CPU	REV 10	711-035209	CADN8129	HMPC PMB 2G
FPC 3	REV 14	750-045372	CADH0146	MPCE Type 3 3D
CPU	REV 10	711-035209	CADT2458	HMPC PMB 2G
MIC 0	REV 03	750-057666	CADP1386	1X100GE DWDM CFP2-ACO
PIC 0		BUILTIN	BUILTIN	1X100GE DWDM CFP2-ACO
Xcvr 0	REV 01	740-062357	SMD5136.1	OTN-100G-LH
FPC 4	REV 18	750-045372	CAEV5668	MPCE Type 3 3D
CPU	REV 10	711-035209	CAET7827	HMPC PMB 2G
FPC 7	REV 14	750-045372	CADJ1947	MPCE Type 3 3D
CPU	REV 10	711-035209	CADJ1561	HMPC PMB 2G
MIC 0	REV 05	750-057666	CAEB5763	1X100GE DWDM CFP2-ACO
PIC 0		BUILTIN	BUILTIN	1X100GE DWDM CFP2-ACO
Xcvr 0	REV 01	740-062357	1DJBZ052002	OTN-100G-LH
FPC 8	REV 14	750-045372	CADK0485	MPCE Type 3 3D
CPU	REV 10	711-035209	CADM9828	HMPC PMB 2G
MIC 0	REV 03	750-057666	CADP1390	1X100GE DWDM CFP2-ACO
PIC 0		BUILTIN	BUILTIN	1X100GE DWDM CFP2-ACO
FPC 9	REV 14	750-045372	CADJ1936	MPCE Type 3 3D
CPU	REV 10	711-035209	CADJ1566	HMPC PMB 2G

MIC 0	REV 14	750-057666	CAFF7544	1X100GE DWDM CFP2-ACO
PIC 0		BUILTIN	BUILTIN	1X100GE DWDM CFP2-ACO
Xcvr 0	REV 01	740-062357	1DJBZ05100K	OTN-100G-LH
FPC 10	REV 14	750-054901	CADJ3846	MPC3E NG HQoS
CPU	REV 11	711-045719	CADN5471	RMPD PMB
MIC 0	REV 05	750-057666	CAEB5760	1X100GE DWDM CFP2-ACO
PIC 0		BUILTIN	BUILTIN	1X100GE DWDM CFP2-ACO
Xcvr 0	REV 01	740-062357	SMD5091.1	CFP-Loopback
Fan Tray 0	REV 08	740-031521	ACDB4083	Enhanced Fan Tray
Fan Tray 1	REV 08	740-031521	ACDB3995	Enhanced Fan Tray

### show chassis hardware clei-models(MX960 Router with MPC3E and 100-Gigabit DWDM OTN MIC)

```
user@host> show chassis hardware clei-models
```

Hardware inventory:

Item	Version	Part number	CLEI code	FRU model number
Midplane	REV 04	750-047849	CMMJA10BRA	CHAS-BP3-MX960-S
FPM Board	REV 03	710-014974		CRAFT-MX960-S
PEM 0	Rev 08	740-029344		PWR-MX960-4100-DC-S
PEM 1	Rev 08	740-029344		PWR-MX960-4100-DC-S
PEM 2	Rev 08	740-029344		PWR-MX960-4100-DC-S
PEM 3	Rev 08	740-029344		PWR-MX960-4100-DC-S
Routing Engine 0	REV 11	740-031116	COUCASYBAB	RE-S-1800X4-16G-S
Routing Engine 1	REV 10	740-031116	COUCASYBAA	RE-S-1800X4-16G-S
CB 0	REV 23	750-031391	COUCATXBAA	SCBE-MX-S
CB 1	REV 14	750-031391	COUCARCBAA	SCBE-MX-S
FPC 1	REV 14	750-045372	COUIBBNBAB	MX-MPC3E-3D
MIC 0	REV 19	750-033199	COUIBA8BAA	MIC3-3D-1X100GE-CFP
FPC 2	REV 14	750-045372	COUIBBNBAB	MX-MPC3E-3D
FPC 3	REV 14	750-045372	COUIBBNBAB	MX-MPC3E-3D
MIC 0	REV 03	750-057666	PROTOXCLEI	PROTO-ASSEMBLY
FPC 4	REV 18	750-045372	COUIBBNBAC	MX-MPC3E-3D
FPC 7	REV 14	750-045372	COUIBBNBAB	MX-MPC3E-3D
MIC 0	REV 05	750-057666	PROTOXCLEI	PROTO-ASSEMBLY
FPC 8	REV 14	750-045372	COUIBBNBAB	MX-MPC3E-3D
MIC 0	REV 03	750-057666	PROTOXCLEI	PROTO-ASSEMBLY
FPC 9	REV 14	750-045372	COUIBBNBAB	MX-MPC3E-3D
MIC 0	REV 14	750-057666	PROTOXCLEI	PROTO-ASSEMBLY
FPC 10	REV 14	750-054901	PROTOXCLEI	PROTO-ASSEMBLY
MIC 0	REV 05	750-057666	PROTOXCLEI	PROTO-ASSEMBLY
Fan Tray 0	REV 08	740-031521		FFANTRAY-MX960-HC-S
Fan Tray 1	REV 08	740-031521		FFANTRAY-MX960-HC-S

### show chassis hardware (PTX3000 Router with 5-port 100-Gigabit DWDM OTN PIC)

```
user@host> show chassis hardware
```

Hardware inventory:

Item	Version	Part number	Serial number	Description
Chassis			JN123AC42AJC	PTX3000
Midplane	REV 22	750-044645	ACL6640	Backplane
FPM	REV 07	760-044663	ACMX2146	Front Panel Display
PSM 1	REV 02	740-044980	1EDD3080169	DC 12V Power Supply
PSM 2	REV 06	740-044981	1EDK5040563	AC 12V Power Supply
PSM 3	REV 06	740-044981	1EDK5040313	AC 12V Power Supply
PSM 4	REV 04	740-044980	1EDJ3330088	DC 12V Power Supply
Routing Engine 0	REV 12	740-026942	P737A-006029	RE-DUO-2600
CB 0	REV 18	750-044656	ACM23179	Control Board
FPC 2	REV 06	750-057064	ACAM6098	FPC3-SFF-PTX-1X
CPU		BUILTIN	BUILTIN	SMPD PMB
PIC 0	REV 17	750-059747	ACNW3510	5X100GE DWDM CFP2-ACO

Xcvr 0	REV 01	740-062357	1DJBZ040003	OTN-100G-LH
Xcvr 2	REV 01	740-062357	1DJBZ044004	OTN-100G-LH
Xcvr 3	REV 01	740-062357	1DJBZ03500P	OTN-100G-LH
Xcvr 4	REV 01	740-062357	1DJBZ03700C	OTN-100G-LH
FPC 4	REV 12	750-057064	ACAM7153	FPC3-SFF-PTX-1X
CPU		BUILTIN	BUILTIN	SMP C PMB
PIC 0	REV 17	750-059747	ACNW3511	5X100GE DWDM CFP2-ACO
Xcvr 0	REV 01	740-061663	47	OTN-100G-LH
Xcvr 1	REV 01	740-061663	39	OTN-100G-LH
Xcvr 2	REV 01	740-062357	1DJBZ044002	OTN-100G-LH
Xcvr 3	REV 01	740-062357	1DJBZ03700G	OTN-100G-LH
Xcvr 4	REV 01	740-062357	1DJBZ041001	OTN-100G-LH
FPC 8	REV 11	750-057064	ACAM6808	FPC3-SFF-PTX-1X
CPU		BUILTIN	BUILTIN	SMP C PMB
PIC 0	REV 17	750-059747	ACNW3508	5X100GE DWDM CFP2-ACO
Xcvr 0	REV 01	740-061663	194	OTN-100G-LH
Xcvr 1	REV 01	740-061663	168	OTN-100G-LH
Xcvr 2	REV 01	740-061663	52	OTN-100G-LH
Xcvr 3	REV 01	740-061663	85	OTN-100G-LH
Xcvr 4	REV 01	740-061663	218	OTN-100G-LH
SIB 0	REV 03	750-057067	ACAM8513	SIB3-SFF-PTX
SIB 1	REV 01	750-057067	ACAM5918	SIB3-SFF-PTX
SIB 2	REV 01	711-057066	ACAM4325	SIB3-SFF-PTX
SIB 3	REV 01	711-057066	ACAM4328	SIB3-SFF-PTX
SIB 4	REV 01	711-057066	ACAM4349	SIB3-SFF-PTX
SIB 5	REV 01	711-057066	ACAM4323	SIB3-SFF-PTX
SIB 6	REV 01	711-057066	ACAM4344	SIB3-SFF-PTX
SIB 7	REV 01	750-057067	ACAM4346	SIB3-SFF-PTX
SIB 8	REV 01	750-057067	ACAM5911	SIB3-SFF-PTX
Fan Tray 0	REV 13	760-044659	ACMP6395	Fan Tray (Exhaust)
Fan Tray 1	REV 13	760-044659	ACMZ6957	Fan Tray (Exhaust)

### show chassis hardware clei-models (PTX3000 Router with 5-port 100-Gigabit DWDM OTN PIC)

```
user@host> show chassis hardware clei-models
```

Hardware inventory:

Item	Version	Part number	CLEI code	FRU model number
Midplane	REV 22	750-044645	IPMVN10FRA	CHAS-MP-PTX3000-S
FPM	REV 07	760-044663	IPUCBE5CAA	FPD-SFF-PTX-S
PSM 1	REV 02	740-044980	PROTOPWRDC	PSM-SFF-PTX-DC-2200-S
PSM 2	REV 06	740-044981	IPUPAKOKAB	PSM-SFF-PTX-AC-S
PSM 3	REV 06	740-044981	IPUPAKOKAB	PSM-SFF-PTX-AC-S
PSM 4	REV 04	740-044980	IPUPAK1KAA	PSM-SFF-PTX-DC-S
Routing Engine 0	REV 12	740-026942		RE-DUO-C2600-16G-S
CB 0	REV 18	750-044656	IPUCBE6CAB	CB-SFF-PTX-S
FPC 2	REV 06	750-057064	PROTOXCLEI	PROTO-ASSEMBLY
PIC 0	REV 17	750-059747	IPU3BC5HAA	PTX-5-100G-WDM
FPC 4	REV 12	750-057064		
PIC 0	REV 17	750-059747	IPU3BC5HAA	PTX-5-100G-WDM
FPC 8	REV 11	750-057064		
PIC 0	REV 17	750-059747	IPU3BC5HAA	PTX-5-100G-WDM
SIB 0	REV 03	750-057067	PROTOXCLEI	PROTO-ASSEMBLY
SIB 1	REV 01	750-057067	PROTOXCLEI	PROTO-ASSEMBLY
SIB 2	REV 01	711-057066	PROTOXCLEI	PROTO-ASSEMBLY
SIB 3	REV 01	711-057066	PROTOXCLEI	PROTO-ASSEMBLY
SIB 4	REV 01	711-057066	PROTOXCLEI	PROTO-ASSEMBLY
SIB 5	REV 01	711-057066	PROTOXCLEI	PROTO-ASSEMBLY
SIB 6	REV 01	711-057066	PROTOXCLEI	PROTO-ASSEMBLY
SIB 7	REV 01	750-057067	PROTOXCLEI	PROTO-ASSEMBLY
SIB 8	REV 01	750-057067	PROTOXCLEI	PROTO-ASSEMBLY

Fan Tray 0	REV 13	760-044659	IPUCBE8CAA	FAN-SFF-PTX-S
Fan Tray 1	REV 13	760-044659	IPUCBE8CAA	FAN-SFF-PTX-S

### show chassis hardware (MX2010 Router)

```
user@host > show chassis hardware
```

```
Hardware inventory:
```

Item	Version	Part number	Serial number	Description
Chassis			JN11E3217AFK	MX2010
Midplane				Lower Backplane
Midplane 1	REV 01	711-044557	ZY8296	Upper Backplane
PMP	REV 03	711-032426	ACAJ1388	Power Midplane
FPM Board	REV 06	711-032349	ZX8744	Front Panel Display
PSM 4	REV 0C	740-033727	VK00254	DC 52V Power Supply
Module				
PSM 5	REV 0B	740-033727	VG00015	DC 52V Power Supply
Module				
PSM 6	REV 0B	740-033727	VH00097	DC 52V Power Supply
Module				
PSM 7	REV 0C	740-033727	VJ00151	DC 52V Power Supply
Module				
PSM 8	REV 0C	740-033727	VJ00149	DC 52V Power Supply
Module				
PDM 0	REV 0B	740-038109	WA00008	DC Power Dist Module
PDM 1	REV 0B	740-038109	WA00014	DC Power Dist Module
Routing Engine 0	REV 02	740-041821	9009094134	RE-S-1800x4
Routing Engine 1	REV 02	740-041821	9009094141	RE-S-1800x4
CB 0	REV 08	750-040257	CAAB3491	Control Board
CB 1	REV 08	750-040257	CAAB3489	Control Board
SPMB 0	REV 02	711-041855	CAA6135	PMB Board
SPMB 1	REV 02	711-041855	CAA6137	PMB Board
SFB 0	REV 06	711-032385	ZV1828	Switch Fabric Board
SFB 1	REV 07	711-032385	ZZ2568	Switch Fabric Board
SFB 2	REV 07	711-032385	ZZ2563	Switch Fabric Board
SFB 3	REV 07	711-032385	ZZ2564	Switch Fabric Board
SFB 4	REV 07	711-032385	ZZ2580	Switch Fabric Board
SFB 5	REV 07	711-032385	ZZ2579	Switch Fabric Board
SFB 6	REV 07	711-032385	CAAB4882	Switch Fabric Board
SFB 7	REV 07	711-032385	CAAB4898	Switch Fabric Board
FPC 0	REV 33	750-028467	CAAB1919	MPC 3D 16x 10GE
CPU	REV 11	711-029089	CAAB7174	AMPC PMB
PIC 0		BUILTIN	BUILTIN	4x 10GE(LAN) SFP+
Xcvr 0	REV 01	740-021308	AMH02RE	SFP+-10G-SR
Xcvr 1	REV 01	740-021308	AMH038C	SFP+-10G-SR
Xcvr 2	REV 01	740-021308	AMH0390	SFP+-10G-SR
Xcvr 3	REV 01	740-021308	AMG0SUA	SFP+-10G-SR
PIC 1		BUILTIN	BUILTIN	4x 10GE(LAN) SFP+
Xcvr 0	REV 01	740-021308	AMH0579	SFP+-10G-SR
Xcvr 1	REV 01	740-021308	AMG0SGP	SFP+-10G-SR
Xcvr 2	REV 01	740-021308	AMH04SV	SFP+-10G-SR
Xcvr 3	REV 01	740-021308	AMH04X3	SFP+-10G-SR
PIC 2		BUILTIN	BUILTIN	4x 10GE(LAN) SFP+
Xcvr 0	REV 01	740-021308	AMH0135	SFP+-10G-SR
Xcvr 1	REV 01	740-021308	AMH02NC	SFP+-10G-SR
Xcvr 2	REV 01	740-021308	AMH02XB	SFP+-10G-SR
Xcvr 3	REV 01	740-021308	AMH02PN	SFP+-10G-SR
PIC 3		BUILTIN	BUILTIN	4x 10GE(LAN) SFP+
Xcvr 0	REV 01	740-021308	AMH057Y	SFP+-10G-SR
Xcvr 1	REV 01	740-021308	AMG0JHE	SFP+-10G-SR
Xcvr 2	REV 01	740-021308	AMH02HT	SFP+-10G-SR
Xcvr 3	REV 01	740-021308	AMH04V4	SFP+-10G-SR

FPC 1	REV 21	750-033205	ZG5027	MPC Type 3
CPU	REV 04	711-035209	YT4780	HMPD PMB 2G
MIC 0	REV 03	750-033307	ZV6299	10X10GE SFPP
PIC 0		BUILTIN	BUILTIN	10X10GE SFPP
Xcvr 0	REV 01	740-031980	083363A00410	SFP+-10G-SR
Xcvr 1	REV 01	740-031980	083363A00334	SFP+-10G-SR
Xcvr 2	REV 01	740-031980	113363A00125	SFP+-10G-SR
Xcvr 3	REV 01	740-031980	083363A00953	SFP+-10G-SR
Xcvr 4	REV 01	740-031980	AHR013D	SFP+-10G-SR
Xcvr 5	REV 01	740-031980	AJ40JUR	SFP+-10G-SR
Xcvr 6	REV 01	740-031980	AJ40JKL	SFP+-10G-SR
Xcvr 7	REV 01	740-031980	AJ30ECK	SFP+-10G-SR
Xcvr 8	REV 01	740-021308	19T511100864	SFP+-10G-SR
Xcvr 9	REV 01	740-021308	19T511100868	SFP+-10G-SR
MIC 1	REV 03	750-033307	ZV6268	10X10GE SFPP
PIC 2		BUILTIN	BUILTIN	10X10GE SFPP
Xcvr 0	REV 01	740-031980	AJC0JML	SFP+-10G-SR
Xcvr 1	REV 01	740-031980	AJ403PC	SFP+-10G-SR
Xcvr 2	REV 01	740-031980	AJ10N25	SFP+-10G-SR
Xcvr 3	REV 01	740-031980	AJ40JF4	SFP+-10G-SR
Xcvr 4	REV 01	740-031980	AJ40JSJ	SFP+-10G-SR
Xcvr 5	REV 01	740-031980	AJ403V7	SFP+-10G-SR
Xcvr 6	REV 01	740-031980	AJ40JN3	SFP+-10G-SR
Xcvr 7	REV 01	740-031980	AJ40JSU	SFP+-10G-SR
Xcvr 8	REV 01	740-021308	19T511100468	SFP+-10G-SR
Xcvr 9	REV 01	740-021308	19T511101363	SFP+-10G-SR
FPC 8	REV 22	750-031089	ZT9746	MPC Type 2 3D
CPU	REV 06	711-030884	ZS1271	MPC PMB 2G
MIC 0	REV 26	750-028392	ABBS1150	3D 20x 1GE(LAN) SFP
PIC 0		BUILTIN	BUILTIN	10x 1GE(LAN) SFP
Xcvr 0	REV 01	740-031851	PLG023C	SFP-SX
Xcvr 1	REV 01	740-031851	PLG09C6	SFP-SX
Xcvr 2	REV 02	740-011613	AM0950SF9L7	SFP-SX
Xcvr 3	REV 02	740-011613	AM1001SFN1H	SFP-SX
Xcvr 4	REV 02	740-011613	AM1001SFM9D	SFP-SX
Xcvr 5	REV 02	740-011613	AM1001SFLTJ	SFP-SX
Xcvr 6	REV 01	740-031851	AC1108S03L9	SFP-SX
Xcvr 7	REV 01	740-031851	AC1102S00NC	SFP-SX
Xcvr 8	REV 01	740-031851	AC1102S00MX	SFP-SX
Xcvr 9	REV 01	740-031851	AC1102S0085	SFP-SX
PIC 1		BUILTIN	BUILTIN	10x 1GE(LAN) SFP
Xcvr 0	REV 01	740-031851	AC1102S00KU	SFP-SX
Xcvr 1	REV 01	740-031851	AC1102S00NG	SFP-SX
Xcvr 2	REV 01	740-031851	AC1102S00K3	SFP-SX
Xcvr 3	REV 01	740-031851	AC1102S008R	SFP-SX
Xcvr 4	REV 01	740-031851	AM1107SUFVJ	SFP-SX
Xcvr 5	REV 01	740-031851	AC1108S03LG	SFP-SX
MIC 1	REV 26	750-028387	ABBR9582	3D 4x 10GE XFP
PIC 2		BUILTIN	BUILTIN	2x 10GE XFP
Xcvr 0		NON-JNPR	T10A91703	XFP-10G-SR
Xcvr 1		NON-JNPR	T09L42604	XFP-10G-SR
PIC 3		BUILTIN	BUILTIN	2x 10GE XFP
FPC 9	REV 11	750-036284	ZL3591	MPC 3D 16x 10GE EM
CPU	REV 10	711-029089	ZL0513	AMPC PMB
PIC 0		BUILTIN	BUILTIN	4x 10GE(LAN) SFP+
Xcvr 0	REV 01	740-031980	1YT517101825	SFP+-10G-SR
Xcvr 1	REV 01	740-031980	1YT517101821	SFP+-10G-SR
Xcvr 2	REV 01	740-031980	1YT517101682	SFP+-10G-SR
Xcvr 3	REV 01	740-031980	ALQ13R6	SFP+-10G-SR
PIC 1		BUILTIN	BUILTIN	4x 10GE(LAN) SFP+
Xcvr 0	REV 01	740-031980	1YT517101828	SFP+-10G-SR



Xcvr 1	REV 01	740-031980	1YT517101716	SFP+-10G-SR
Xcvr 2	REV 01	740-031980	1YT517101732	SFP+-10G-SR
Xcvr 3	REV 01	740-031980	ALP0TR1	SFP+-10G-SR
PIC 2		BUILTIN	BUILTIN	4x 10GE(LAN) SFP+
Xcvr 0	REV 01	740-031980	1YT517101741	SFP+-10G-SR
Xcvr 1	REV 01	740-031980	1YT517101829	SFP+-10G-SR
Xcvr 2	REV 01	740-031980	1YT517101669	SFP+-10G-SR
Xcvr 3	REV 01	740-031980	ALQ14E3	SFP+-10G-SR
PIC 3		BUILTIN	BUILTIN	4x 10GE(LAN) SFP+
Xcvr 0	REV 01	740-031980	1YT517101826	SFP+-10G-SR
Xcvr 1	REV 01	740-031980	1YT517101817	SFP+-10G-SR
Xcvr 2	REV 01	740-031980	1YT517101735	SFP+-10G-SR
Xcvr 3	REV 01	740-031980	ALQ159A	SFP+-10G-SR
ADC 0	REV 05	750-043596	CAAC2073	Adapter Card
ADC 1	REV 01	750-043596	ZV4117	Adapter Card
ADC 8	REV 01	750-043596	ZV4107	Adapter Card
ADC 9	REV 02	750-043596	ZW1555	Adapter Card
Fan Tray 0	REV 2A	760-046960	ACAY0015	172mm FanTray - 6 Fans
Fan Tray 1	REV 2A	760-046960	ACAY0019	172mm FanTray - 6 Fans
Fan Tray 2	REV 2A	760-046960	ACAY0020	172mm FanTray - 6 Fans
Fan Tray 3	REV 2A	760-046960	ACAY0021	172mm FanTray - 6 Fans

#### show chassis hardware detail (MX2010 Router)

```

user@host > show chassis hardware detail
Hardware inventory:
Item                Version  Part number  Serial number  Description
Chassis              JN11E233DAFK MX2010
Midplane             REV 26   750-044636   ABAB9357      Lower Backplane
Midplane 1           REV 01   711-044557   ABAB8643      Upper Backplane
PMP                  REV 04   711-032426   ACAJ1677      Power Midplane
FPM Board            REV 08   760-044634   ABBV9726      Front Panel Display
PSM 0                 REV 01   740-045050   1E02224000P   DC 52V Power Supply
Module
PSM 1                 REV 01   740-045050   1E02224000M   DC 52V Power Supply
Module
PSM 2                 REV 01   740-045050   1E022240010   DC 52V Power Supply
Module
PSM 3                 REV 01   740-045050   1E02224000G   DC 52V Power Supply
Module
PSM 4                 REV 01   740-045050   1E022240013   DC 52V Power Supply
Module
PSM 5                 REV 01   740-045050   1E022240007   DC 52V Power Supply
Module
PSM 6                 REV 01   740-045050   1E02224001C   DC 52V Power Supply
Module
PSM 7                 REV 01   740-045050   1E02224001D   DC 52V Power Supply
Module
PSM 8                 REV 01   740-045050   1E02224001B   DC 52V Power Supply
Module
PDM 0                 REV 01   740-045234   1E262250067   DC Power Dist Module
Routing Engine 0     REV 02   740-041821   9009099704    RE-S-1800x4
  ad0    3831 MB   UGB30SFA4000T1   SFA4000T1 00000651 Compact Flash
  ad1    30533 MB  UGB94BPH32H0S1-KCI 11000019592   Disk 1
  usb0 (addr 1)    EHCI root hub 0   Intel          uhub0
  usb0 (addr 2)    product 0x0020 32 vendor 0x8087   uhub1
  DIMM 0           SGU04G72H1BD2SA-BB DIE REV-52 PCB REV-54 MFR ID-ce80
  DIMM 1           SGU04G72H1BD2SA-BB DIE REV-52 PCB REV-54 MFR ID-ce80
  DIMM 2           SGU04G72H1BD2SA-BB DIE REV-52 PCB REV-54 MFR ID-ce80
  DIMM 3           SGU04G72H1BD2SA-BB DIE REV-52 PCB REV-54 MFR ID-ce80
Routing Engine 1     REV 02   740-041821   9009099706    RE-S-1800x4

```

ad0	3998 MB	Virtium	- TuffDrive	VCF P1T0200262860208	114 Compact Flash
ad1	30533 MB	UGB94ARF32H0S3-KC		UNIGEN-499551-000404	Disk 1
CB 0		REV 13	750-040257	CAAF8436	Control Board
CB 1		REV 13	750-040257	CAAF8434	Control Board
SPMB 0		REV 02	711-041855	ABBV3825	PMB Board
SPMB 1		REV 02	711-041855	ABBV3833	PMB Board
SFB 0		REV 05	711-044466	ABBX5682	Switch Fabric Board
SFB 1		REV 05	711-044466	ABBX5676	Switch Fabric Board
SFB 2		REV 05	711-044466	ABBX5665	Switch Fabric Board
SFB 3		REV 05	711-044466	ABBX5699	Switch Fabric Board
SFB 4		REV 05	711-044466	ABBX5603	Switch Fabric Board
SFB 5		REV 05	711-044466	ABBX5587	Switch Fabric Board
SFB 6		REV 05	711-044466	ABBX5607	Switch Fabric Board
SFB 7		REV 05	711-044466	ABBX5669	Switch Fabric Board
FPC 0		REV 09	750-037355	CAAF0924	MPC Type 4-2
CPU		REV 08	711-035209	CAAB9842	HMPC PMB 2G
PIC 0			BUILTIN	BUILTIN	4x10GE SFPP
Xcvr 0		REV 01	740-021308	19T511101656	SFP+-10G-SR
Xcvr 1		REV 01	740-031980	AMA04RU	SFP+-10G-SR
Xcvr 2		REV 01	740-031980	193363A00558	SFP+-10G-SR
Xcvr 3		REV 01	740-031980	B10M00202	SFP+-10G-SR
PIC 1			BUILTIN	BUILTIN	1X100GE CFP
Xcvr 0			NON-JNPR	X12J00328	CFP-100G-SR10
PIC 2			BUILTIN	BUILTIN	4x10GE SFPP
Xcvr 0		REV 01	740-031980	AMA088W	SFP+-10G-SR
Xcvr 1		REV 01	740-031980	B10L04211	SFP+-10G-SR
Xcvr 2		REV 01	740-021308	19T511101602	SFP+-10G-SR
Xcvr 3		REV 01	740-031980	B10L04151	SFP+-10G-SR
PIC 3			BUILTIN	BUILTIN	1X100GE CFP
Xcvr 0		NON-JNPR	X12J00332		CFP-100G-SR10
FPC 1		REV 18	750-033205	ZE0128	MPC Type 3
CPU		REV 06	711-035209	ZG5431	HMPC PMB 2G
MIC 0		REV 15	750-033199	ZP6435	1X100GE CFP
PIC 0			BUILTIN	BUILTIN	1X100GE CFP
Xcvr 0		REV 01	740-032210	J11E46118	CFP-100G-LR4
MIC 1		REV 15	750-033199	ZP6442	1X100GE CFP
PIC 2			BUILTIN	BUILTIN	1X100GE CFP
Xcvr 0		REV 01	740-032210	UMN03T4	CFP-100G-LR4
FPC 2		REV 16	750-037358	CAAL1001	MPC Type 4-1
CPU		REV 08	711-035209	CAAK7927	HMPC PMB 2G
PIC 0			BUILTIN	BUILTIN	8X10GE SFPP
Xcvr 0		REV 01	740-031980	193363A00589	SFP+-10G-SR
Xcvr 1		REV 01	740-021308	973152A00028	SFP+-10G-SR
Xcvr 2		REV 01	740-031980	193363A00376	SFP+-10G-SR
Xcvr 3		REV 01	740-021308	973152A00016	SFP+-10G-SR
Xcvr 4		REV 01	740-031980	193363A00499	SFP+-10G-SR
Xcvr 5		REV 01	740-021308	973152A00039	SFP+-10G-SR
Xcvr 6		REV 01	740-031980	B11E01239	SFP+-10G-SR
Xcvr 7		REV 01	740-021308	973152A00058	SFP+-10G-SR
PIC 1			BUILTIN	BUILTIN	8X10GE SFPP
Xcvr 0		REV 01	740-031980	B10M00075	SFP+-10G-SR
Xcvr 1		REV 01	740-021308	973152A00014	SFP+-10G-SR
Xcvr 2		REV 01	740-031980	AMA0638	SFP+-10G-SR
Xcvr 3		REV 01	740-021308	973152A00063	SFP+-10G-SR
Xcvr 4		REV 01	740-031980	AMA0629	SFP+-10G-SR
Xcvr 5		REV 01	740-021308	973152A00053	SFP+-10G-SR
Xcvr 6		REV 01	740-031980	193363A00344	SFP+-10G-SR
Xcvr 7		REV 01	740-021308	973152A00046	SFP+-10G-SR
PIC 2			BUILTIN	BUILTIN	8X10GE SFPP
Xcvr 0		REV 01	740-031980	AMA062M	SFP+-10G-SR
Xcvr 1		REV 01	740-021308	973152A00080	SFP+-10G-SR

Xcvr 2	REV 01	740-031980	193363A00580	SFP+-10G-SR
Xcvr 3	REV 01	740-021308	973152A00064	SFP+-10G-SR
Xcvr 4	REV 01	740-031980	093363A01494	SFP+-10G-SR
Xcvr 5	REV 01	740-021308	973152A00020	SFP+-10G-SR
Xcvr 6	REV 01	740-031980	123363A00047	SFP+-10G-SR
Xcvr 7	REV 01	740-021308	973152A00072	SFP+-10G-SR
PIC 3		BUILTIN	BUILTIN	8X10GE SFPP
Xcvr 0	REV 01	740-021308	03DZ06A01033	SFP+-10G-SR
Xcvr 1	REV 01	740-021308	973152A00022	SFP+-10G-SR
Xcvr 2	REV 01	740-021308	03DZ06A01026	SFP+-10G-SR
Xcvr 3	REV 01	740-021308	973152A00013	SFP+-10G-SR
Xcvr 4	REV 01	740-021308	03DZ06A01028	SFP+-10G-SR
Xcvr 5	REV 01	740-021308	973152A00079	SFP+-10G-SR
Xcvr 6	REV 01	740-021308	03DZ06A01018	SFP+-10G-SR
Xcvr 7	REV 01	740-021308	973152A00025	SFP+-10G-SR
FPC 3	REV 33	750-028467	CAAF5400	MPC 3D 16x 10GE
CPU	REV 11	711-029089	CAAH7626	AMPC PMB
PIC 0		BUILTIN	BUILTIN	4x 10GE(LAN) SFP+
Xcvr 0	REV 01	740-021308	973152A00066	SFP+-10G-SR
Xcvr 1	REV 01	740-021308	973152A00021	SFP+-10G-SR
Xcvr 2	REV 01	740-021308	973152A00062	SFP+-10G-SR
Xcvr 3	REV 01	740-021308	973152A00027	SFP+-10G-SR
PIC 1		BUILTIN	BUILTIN	4x 10GE(LAN) SFP+
Xcvr 0	REV 01	740-021308	973152A00065	SFP+-10G-SR
Xcvr 1	REV 01	740-021308	973152A00069	SFP+-10G-SR
Xcvr 2	REV 01	740-021308	973152A00026	SFP+-10G-SR
Xcvr 3	REV 01	740-021308	973152A00003	SFP+-10G-SR
PIC 2		BUILTIN	BUILTIN	4x 10GE(LAN) SFP+
Xcvr 0	REV 01	740-021308	973152A00035	SFP+-10G-SR
Xcvr 1	REV 01	740-021308	973152A00004	SFP+-10G-SR
Xcvr 2	REV 01	740-021308	973152A00049	SFP+-10G-SR
Xcvr 3	REV 01	740-021308	973152A00055	SFP+-10G-SR
PIC 3		BUILTIN	BUILTIN	4x 10GE(LAN) SFP+
Xcvr 0	REV 01	740-021308	973152A00010	SFP+-10G-SR
Xcvr 1	REV 01	740-021308	973152A00001	SFP+-10G-SR
Xcvr 2	REV 01	740-021308	973152A00073	SFP+-10G-SR
Xcvr 3	REV 01	740-021308	973152A00012	SFP+-10G-SR
FPC 4	REV 21	750-033205	ZG5028	MPC Type 3
CPU	REV 05	711-035209	YX3911	HMPC PMB 2G
MIC 0	REV 03	750-036233	ZL2036	2X40GE QSFP
PIC 0		BUILTIN	BUILTIN	2X40GE QSFP
Xcvr 0	REV 01	740-032986	QB220708	QSFP+-40G-SR4
Xcvr 1	REV 01	740-032986	QB220735	QSFP+-40G-SR4
MIC 1	REV 03	750-036233	ZL2028	2X40GE QSFP
PIC 2		BUILTIN	BUILTIN	2X40GE QSFP
Xcvr 0	REV 01	740-032986	QB220727	QSFP+-40G-SR4
Xcvr 1	REV 01	740-032986	QB220715	QSFP+-40G-SR4
FPC 5	REV 11	750-037358	CAAE2196	MPC Type 4-1
CPU	REV 08	711-035209	CAAD9074	HMPC PMB 2G
PIC 0		BUILTIN	BUILTIN	8X10GE SFPP
Xcvr 0	REV 01	740-031980	AMA062S	SFP+-10G-SR
Xcvr 1	REV 01	740-031980	AMA062P	SFP+-10G-SR
Xcvr 2	REV 01	740-031980	AMA052R	SFP+-10G-SR
Xcvr 3	REV 01	740-031980	AMA0632	SFP+-10G-SR
Xcvr 4	REV 01	740-031980	193363A00564	SFP+-10G-SR
Xcvr 5	REV 01	740-031980	193363A00229	SFP+-10G-SR
Xcvr 6	REV 01	740-031980	193363A00363	SFP+-10G-SR
Xcvr 7	REV 01	740-031980	193363A00278	SFP+-10G-SR
PIC 1		BUILTIN	BUILTIN	8X10GE SFPP
Xcvr 0	REV 01	740-031980	AMA04CC	SFP+-10G-SR
Xcvr 1	REV 01	740-021308	AD0927A001W	SFP+-10G-SR

Xcvr 2	REV 01	740-031980	AMA04N2	SFP+-10G-SR
Xcvr 3	REV 01	740-031980	AMA062U	SFP+-10G-SR
Xcvr 4	REV 01	740-031980	193363A00491	SFP+-10G-SR
Xcvr 5	REV 01	740-031980	183363A01511	SFP+-10G-SR
Xcvr 6	REV 01	740-031980	193363A00565	SFP+-10G-SR
Xcvr 7	REV 01	740-031980	193363A00405	SFP+-10G-SR
PIC 2		BUILTIN	BUILTIN	8X10GE SFPP
Xcvr 0	REV 01	740-031980	AMA07QX	SFP+-10G-SR
Xcvr 1	REV 01	740-031980	AMA06MS	SFP+-10G-SR
Xcvr 2	REV 01	740-031980	193363A00318	SFP+-10G-SR
Xcvr 3	REV 01	740-031980	193363A00402	SFP+-10G-SR
Xcvr 4	REV 01	740-031980	193363A00174	SFP+-10G-SR
Xcvr 5	REV 01	740-031980	193363A00388	SFP+-10G-SR
Xcvr 6	REV 01	740-031980	193363A00377	SFP+-10G-SR
Xcvr 7	REV 01	740-031980	193363A00234	SFP+-10G-SR
PIC 3		BUILTIN	BUILTIN	8X10GE SFPP
Xcvr 0	REV 01	740-031980	AMA062T	SFP+-10G-SR
Xcvr 1	REV 01	740-031980	193363A00550	SFP+-10G-SR
Xcvr 2	REV 01	740-031980	193363A00364	SFP+-10G-SR
Xcvr 3	REV 01	740-031980	AMA0630	SFP+-10G-SR
Xcvr 4	REV 01	740-031980	193363A00509	SFP+-10G-SR
Xcvr 5	REV 01	740-031980	193363A00459	SFP+-10G-SR
Xcvr 6	REV 01	740-031980	113363A00191	SFP+-10G-SR
Xcvr 7	REV 01	740-031980	193363A00352	SFP+-10G-SR
FPC 6	REV 33	750-028467	CAAF5552	MPC 3D 16x 10GE
CPU	REV 11	711-029089	CAAH7601	AMPC PMB
PIC 0		BUILTIN	BUILTIN	4x 10GE(LAN) SFP+
Xcvr 0	REV 01	740-021308	AD0927A0036	SFP+-10G-SR
Xcvr 1	REV 01	740-021308	AD0927A003M	SFP+-10G-SR
Xcvr 2	REV 01	740-021308	AD0927A003G	SFP+-10G-SR
Xcvr 3	REV 01	740-021308	AD0927A0031	SFP+-10G-SR
PIC 1		BUILTIN	BUILTIN	4x 10GE(LAN) SFP+
Xcvr 0	REV 01	740-031980	193363A00331	SFP+-10G-SR
Xcvr 1	REV 01	740-031980	193363A00325	SFP+-10G-SR
Xcvr 2	REV 01	740-031980	193363A00417	SFP+-10G-SR
Xcvr 3	REV 01	740-031980	183363A02509	SFP+-10G-SR
PIC 2		BUILTIN	BUILTIN	4x 10GE(LAN) SFP+
Xcvr 0	REV 01	740-021308	T09K75140	SFP+-10G-SR
Xcvr 1	REV 01	740-031980	B11A04356	SFP+-10G-SR
Xcvr 2	REV 01	740-031980	B11K01952	SFP+-10G-SR
Xcvr 3	REV 01	740-031980	B11K01914	SFP+-10G-SR
PIC 3		BUILTIN	BUILTIN	4x 10GE(LAN) SFP+
Xcvr 0	REV 01	740-021308	T09K75157	SFP+-10G-SR
Xcvr 1	REV 01	740-021308	T09K75194	SFP+-10G-SR
Xcvr 2	REV 01	740-031980	B11K01926	SFP+-10G-SR
Xcvr 3	REV 01	740-031980	B11K01936	SFP+-10G-SR
FPC 7	REV 16	750-037358	CAAL1012	MPC Type 4-1
CPU	REV 08	711-035209	CAAJ3851	HMPC PMB 2G
PIC 0		BUILTIN	BUILTIN	8X10GE SFPP
Xcvr 0	REV 01	740-031980	AMA04NK	SFP+-10G-SR
Xcvr 1	REV 01	740-031980	B11F00260	SFP+-10G-SR
Xcvr 2	REV 01	740-031980	B11E02192	SFP+-10G-SR
Xcvr 3	REV 01	740-031980	AMA04CP	SFP+-10G-SR
Xcvr 4	REV 01	740-031980	AJ40JKK	SFP+-10G-SR
Xcvr 5	REV 01	740-031980	B11F00238	SFP+-10G-SR
Xcvr 6	REV 01	740-031980	B10M00275	SFP+-10G-SR
Xcvr 7	REV 01	740-031980	193363A00211	SFP+-10G-SR
PIC 1		BUILTIN	BUILTIN	8X10GE SFPP
Xcvr 0	REV 01	740-031980	B11D05577	SFP+-10G-SR
Xcvr 1	REV 01	740-031980	B11G00586	SFP+-10G-SR
Xcvr 2	REV 01	740-031980	AMA08B7	SFP+-10G-SR

Xcvr 3	REV 01	740-031980	AMA04Q0	SFP+-10G-SR
Xcvr 4	REV 01	740-031980	B11D05840	SFP+-10G-SR
Xcvr 5	REV 01	740-031980	B11E00467	SFP+-10G-SR
Xcvr 6	REV 01	740-031980	B11E00029	SFP+-10G-SR
Xcvr 7	REV 01	740-021308	19T511101712	SFP+-10G-SR
PIC 2		BUILTIN	BUILTIN	8X10GE SFPP
Xcvr 0	REV 01	740-031980	193363A00568	SFP+-10G-SR
Xcvr 1	REV 01	740-031980	B10M00166	SFP+-10G-SR
Xcvr 2	REV 01	740-031980	B10M00212	SFP+-10G-SR
Xcvr 3	REV 01	740-031980	B11D05823	SFP+-10G-SR
Xcvr 4	REV 01	740-021308	03DZ06A01005	SFP+-10G-SR
Xcvr 5	REV 01	740-021308	03DZ06A01003	SFP+-10G-SR
Xcvr 6	REV 01	740-021308	03DZ06A01009	SFP+-10G-SR
Xcvr 7	REV 01	740-021308	03DZ06A01004	SFP+-10G-SR
PIC 3		BUILTIN	BUILTIN	8X10GE SFPP
Xcvr 0	REV 01	740-021308	03DZ06A01017	SFP+-10G-SR
Xcvr 1	REV 01	740-021308	03DZ06A01016	SFP+-10G-SR
Xcvr 2	REV 01	740-021308	03DZ06A01024	SFP+-10G-SR
Xcvr 3	REV 01	740-021308	03DZ06A01008	SFP+-10G-SR
Xcvr 4	REV 01	740-030658	AD0946A02UH	SFP+-10G-USR
Xcvr 5	REV 01	740-021308	T09J67913	SFP+-10G-SR
Xcvr 6	REV 01	740-021308	AD0837ES09G	SFP+-10G-SR
Xcvr 7	REV 01	740-021308	03DZ06A01015	SFP+-10G-SR
FPC 8	REV 03	750-045372	CAAD3111	MPC Type 3
CPU	REV 08	711-035209	CAAD8033	HMPC PMB 2G
MIC 0	REV 03	750-036233	ZL2032	2X40GE QSFP
PIC 0		BUILTIN	BUILTIN	2X40GE QSFP
Xcvr 0	REV 01	740-032986	QB230273	QSFP+-40G-SR4
Xcvr 1	REV 01	740-032986	QB230254	QSFP+-40G-SR4
MIC 1	REV 03	750-036233	ZL2021	2X40GE QSFP
PIC 2		BUILTIN	BUILTIN	2X40GE QSFP
Xcvr 0	REV 01	740-032986	QB390962	QSFP+-40G-SR4
Xcvr 1	REV 01	740-032986	QB390960	QSFP+-40G-SR4
FPC 9	REV 09	750-037355	CAAF1531	MPC Type 4-2
CPU	REV 08	711-035209	CAAB9927	HMPC PMB 2G
PIC 0		BUILTIN	BUILTIN	4x10GE SFPP
Xcvr 0	REV 01	740-031980	193363A00525	SFP+-10G-SR
Xcvr 1	REV 01	740-031980	193363A00504	SFP+-10G-SR
Xcvr 2	REV 01	740-031980	193363A00368	SFP+-10G-SR
Xcvr 3	REV 01	740-031980	AJ40JSS	SFP+-10G-SR
PIC 1		BUILTIN	BUILTIN	1X100GE CFP
PIC 2		BUILTIN	BUILTIN	4x10GE SFPP
Xcvr 0	REV 01	740-031980	123363A00042	SFP+-10G-SR
Xcvr 1	REV 01	740-031980	B10M00023	SFP+-10G-SR
Xcvr 2	REV 01	740-031980	AJ802EM	SFP+-10G-SR
Xcvr 3	REV 01	740-031980	B11E02348	SFP+-10G-SR
PIC 3		BUILTIN	BUILTIN	1X100GE CFP
ADC 0	REV 13	750-043596	ABBX5532	Adapter Card
ADC 1	REV 13	750-043596	ABBX5550	Adapter Card
ADC 2	REV 13	750-043596	ABBX5571	Adapter Card
ADC 3	REV 13	750-043596	ABBX5568	Adapter Card
ADC 4	REV 13	750-043596	ABBX5556	Adapter Card
ADC 5	REV 13	750-043596	ABBX5553	Adapter Card
ADC 6	REV 13	750-043596	ABBX5541	Adapter Card
ADC 7	REV 13	750-043596	ABBX5578	Adapter Card
ADC 8	REV 13	750-043596	ABBX5560	Adapter Card
ADC 9	REV 07	750-043596	ABBV7188	Adapter Card
Fan Tray 0	REV 03	760-046960	ACAY0127	172mm FanTray - 6 Fans
Fan Tray 1	REV 2A	760-046960	ACAY0068	172mm FanTray - 6 Fans
Fan Tray 2	REV 2A	760-046960	ACAY0072	172mm FanTray - 6 Fans
Fan Tray 3	REV 2A	760-046960	ACAY0070	172mm FanTray - 6 Fans

## show chassis hardware extensive (MX2010 Router)

```

user@host > show chassis hardware extensive
Hardware inventory:
Item          Version  Part number  Serial number  Description
Chassis                               JN11E233DAFK  MX2010
  Jedec Code:  0x7fb0                EEPROM Version: 0x02
                                     S/N:           JN11E233DAFK
  Assembly ID: 0x0557                Assembly Version: 00.00
  Date:         00-00-0000           Assembly Flags:  0x00
  ID: MX2010
Board Information Record:
  Address 0x00: 00 00 00 00 00 00 00 00 00 00 00 00 00 00 00 00
  I2C Hex Data:
    Address 0x00: 7f b0 02 ff 05 57 00 00 00 00 00 00 00 00 00 00
    Address 0x10: 00 00 00 00 00 00 00 00 00 00 00 00 00 00 00 00
    Address 0x20: 4a 4e 31 31 45 32 33 33 44 41 46 4b 00 00 00 00
    Address 0x30: 00 00 00 ff 00 00 00 00 00 00 00 00 00 00 00 00
    Address 0x40: 00 00 00 00 00 00 00 00 00 00 00 00 00 00 00 00
    Address 0x50: 00 00 00 00 00 00 00 00 00 00 00 00 00 00 00 00
    Address 0x60: 00 00 00 00 00 00 00 00 00 00 00 00 00 00 00 00
    Address 0x70: 00 00 00 00 00 00 00 00 00 00 00 00 00 00 00 00
Midplane      REV 26   750-044636  ABAB9357      Lower Backplane
  Jedec Code:  0x7fb0                EEPROM Version: 0x02
  P/N:         750-044636            S/N:           ABAB9357
  Assembly ID: 0x0b66                Assembly Version: 01.26
  Date:        08-28-2012            Assembly Flags: 0x00
  Version:     REV 26                CLEI Code:     PROTOXCLEI
  ID: Lower Backplane                FRU Model Number: PROTO-ASSEMBLY
Board Information Record:
  Address 0x00: ad 01 08 00 2c 21 72 70 a0 00 ff ff ff ff ff ff
  I2C Hex Data:
    Address 0x00: 7f b0 02 ff 0b 66 01 1a 52 45 56 20 32 36 00 00
    Address 0x10: 00 00 00 00 37 35 30 2d 30 34 34 36 33 36 00 00
    Address 0x20: 53 2f 4e 20 41 42 41 42 39 33 35 37 00 1c 08 07
    Address 0x30: dc ff ff ff ad 01 08 00 2c 21 72 70 a0 00 ff ff
    Address 0x40: ff ff ff ff 01 50 52 4f 54 4f 58 43 4c 45 49 50
    Address 0x50: 52 4f 54 4f 2d 41 53 53 45 4d 42 4c 59 00 00 00
    Address 0x60: 00 00 00 00 00 00 41 30 30 ff ff ff ff ff ff ff
    Address 0x70: ff ff ff c2 ff ff ff ff ff ff ff ff ff ff ff ff
Midplane 1    REV 01   711-044557  ABAB8643      Upper Backplane
  Jedec Code:  0x7fb0                EEPROM Version: 0x01
  P/N:         711-044557            S/N:           ABAB8643
  Assembly ID: 0x0b65                Assembly Version: 01.01
  Date:        07-27-2012            Assembly Flags: 0x00
  Version:     REV 01
  ID: Upper Backplane
Board Information Record:
  Address 0x00: ff ff ff ff ff ff ff ff ff ff ff ff ff ff ff ff
  I2C Hex Data:
    Address 0x00: 7f b0 01 ff 0b 65 01 01 52 45 56 20 30 31 00 00
    Address 0x10: 00 00 00 00 37 31 31 2d 30 34 34 35 35 37 00 00
    Address 0x20: 53 2f 4e 20 41 42 41 42 38 36 34 33 00 1b 07 07
    Address 0x30: dc ff ff ff ff ff ff ff ff ff ff ff ff ff ff ff
    Address 0x40: ff ff ff ff 00 ff ff ff ff ff ff ff ff ff ff ff
    Address 0x50: ff ff ff ff ff ff ff ff ff ff ff ff ff ff ff ff
    Address 0x60: ff ff ff ff ff ff ff ff ff ff ff ff ff ff ff ff
    Address 0x70: ff ff ff ff ff ff ff ff ff ff ff ff ff ff ff ff
PMP           REV 04   711-032426  ACAJ1677      Power Midplane
  Jedec Code:  0x7fb0                EEPROM Version: 0x01

```

```

P/N:          711-032426      S/N:          ACAJ1677
Assembly ID:  0x045d         Assembly Version: 01.04
Date:         07-20-2012     Assembly Flags:  0x00
Version:      REV 04
ID: Power Midplane
Board Information Record:
Address 0x00: ff ff ff ff ff ff ff ff ff ff ff ff ff ff ff
I2C Hex Data:
Address 0x00: 7f b0 01 ff 04 5d 01 04 52 45 56 20 30 34 00 00
Address 0x10: 00 00 00 00 37 31 31 2d 30 33 32 34 32 36 00 00
Address 0x20: 53 2f 4e 20 41 43 41 4a 31 36 37 37 00 14 07 07
Address 0x30: dc ff ff ff ff ff ff ff ff ff ff ff ff ff ff
Address 0x40: ff ff ff ff 00 ff ff ff ff ff ff ff ff ff ff
Address 0x50: ff ff ff ff ff ff ff ff ff ff ff ff ff ff ff
Address 0x60: ff ff ff ff ff ff ff ff ff ff ff ff ff ff ff
Address 0x70: ff ff ff ff ff ff ff ff ff ff ff ff ff ff ff
FPM Board      REV 08      760-044634      ABBV9726      Front Panel Display
Jedec Code:    0x7fb0      EEPROM Version: 0x02
P/N:          760-044634      S/N:          ABBV9726
Assembly ID:   0x0b64      Assembly Version: 01.08
Date:         09-10-2012     Assembly Flags:  0x00
Version:      REV 08      CLEI Code:    IPMYA4EJRA
ID: Front Panel Display      FRU Model Number: MX2010-CRAFT-S
Board Information Record:
Address 0x00: ff ff ff ff ff ff ff ff ff ff ff ff ff ff ff
I2C Hex Data:
Address 0x00: 7f b0 02 ff 0b 64 01 08 52 45 56 20 30 38 00 00
Address 0x10: 00 00 00 00 37 36 30 2d 30 34 34 36 33 34 00 00
Address 0x20: 53 2f 4e 20 41 42 42 56 39 37 32 36 00 0a 09 07
Address 0x30: dc ff ff ff ff ff ff ff ff ff ff ff ff ff ff
Address 0x40: ff ff ff ff 01 49 50 4d 59 41 34 45 4a 52 41 4d
Address 0x50: 58 32 30 31 30 2d 43 52 41 46 54 2d 53 00 00 00
Address 0x60: 00 00 00 00 00 00 41 00 00 ff ff ff ff ff ff ff
Address 0x70: ff ff ff 93 ff ff ff ff ff ff ff ff ff ff ff ff
PSM 0          REV 01      740-045050      1E02224000P      DC 52V Power Supply
Module
Jedec Code:    0x7fb0      EEPROM Version: 0x02
P/N:          740-045050      S/N:          1E02224000P
Assembly ID:   0x0478      Assembly Version: 01.01
Date:         12-06-2012     Assembly Flags:  0x00
Version:      REV 01      CLEI Code:    XXXXXXXXXX
ID: DC 52V Power Supply Module FRU Model Number: MX2000-PSM-HC-DC-S-A
Board Information Record:
Address 0x00: ff ff ff ff ff ff ff ff ff ff ff ff ff ff ff
I2C Hex Data:
Address 0x00: 7f b0 02 ff 04 78 01 01 52 45 56 20 30 31 00 00
Address 0x10: 00 00 00 00 37 34 30 2d 30 34 35 30 35 30 00 00
Address 0x20: 31 45 30 32 32 32 34 30 30 30 50 00 00 06 0c 07
Address 0x30: dc ff ff ff ff ff ff ff ff ff ff ff ff ff ff
Address 0x40: ff ff ff ff 01 58 58 58 58 58 58 58 58 58 58 4d
Address 0x50: 58 32 30 30 30 2d 50 53 4d 2d 48 43 2d 44 43 2d
Address 0x60: 53 2d 41 00 00 00 31 30 31 ff ff ff ff ff ff ff
Address 0x70: ff ff ff 4a 00 00 00 00 00 00 00 00 00 00 00 00
PSM 1          REV 01      740-045050      1E02224000M      DC 52V Power Supply
Module
Jedec Code:    0x7fb0      EEPROM Version: 0x02
P/N:          740-045050      S/N:          1E02224000M
Assembly ID:   0x0478      Assembly Version: 01.01
Date:         12-06-2012     Assembly Flags:  0x00
Version:      REV 01      CLEI Code:    XXXXXXXXXX
ID: DC 52V Power Supply Module FRU Model Number: MX2000-PSM-HC-DC-S-A

```

```

Board Information Record:
  Address 0x00: ff ff ff ff ff ff ff ff ff ff ff ff ff ff ff ff
I2C Hex Data:
  Address 0x00: 7f b0 02 ff 04 78 01 01 52 45 56 20 30 31 00 00
  Address 0x10: 00 00 00 00 37 34 30 2d 30 34 35 30 35 30 00 00
  Address 0x20: 31 45 30 32 32 32 34 30 30 30 4d 00 00 06 0c 07
  Address 0x30: dc ff ff ff ff ff ff ff ff ff ff ff ff ff ff ff
  Address 0x40: ff ff ff ff 01 58 58 58 58 58 58 58 58 58 58 4d
  Address 0x50: 58 32 30 30 30 2d 50 53 4d 2d 48 43 2d 44 43 2d
  Address 0x60: 53 2d 41 00 00 00 31 30 31 ff ff ff ff ff ff ff
  Address 0x70: ff ff ff 4a 00 00 00 00 00 00 00 00 00 00 00 00
...
PDM 0          REV 01  740-045234  1E262250067      DC Power Dist Module
Jedec Code:    0x7fb0          EEPROM Version:    0x02
P/N:           740-045234      S/N:           1E262250067
Assembly ID:   0x047b          Assembly Version: 01.01
Date:          06-28-2012      Assembly Flags: 0x00
Version:       REV 01          CLEI Code:     IPUPAJSKAA
ID: DC Power Dist Module      FRU Model Number: MX2000-PDM-DC-S-A
Board Information Record:
  Address 0x00: ff ff ff ff ff ff ff ff ff ff ff ff ff ff ff ff
I2C Hex Data:
  Address 0x00: 7f b0 02 ff 04 7b 01 01 52 45 56 20 30 31 00 00
  Address 0x10: 00 00 00 00 37 34 30 2d 30 34 35 32 33 34 00 00
  Address 0x20: 31 45 32 36 32 32 35 30 30 36 37 00 00 1c 06 07
  Address 0x30: dc ff ff ff ff ff ff ff ff ff ff ff ff ff ff ff
  Address 0x40: ff ff ff ff 01 49 50 55 50 41 4a 53 4b 41 41 4d
  Address 0x50: 58 32 30 30 30 2d 50 44 4d 2d 44 43 2d 53 2d 41
  Address 0x60: 00 00 00 00 00 00 31 30 31 ff ff ff ff ff ff ff
  Address 0x70: ff ff ff 89 00 00 00 00 00 00 00 00 00 00 00 00
Routing Engine 0 REV 02  740-041821  9009099704      RE-S-1800x4
Jedec Code:    0x7fb0          EEPROM Version:    0x02
P/N:           740-041821      S/N:           9009099704
Assembly ID:   0x09c0          Assembly Version: 01.02
Date:          03-15-2012      Assembly Flags: 0x00
Version:       REV 02
ID: RE-S-1800x4          FRU Model Number: RE-S-1800X4-16G-S
Board Information Record:
  Address 0x00: 54 32 30 32 37 44 41 2d 34 34 47 42 23 41 23 00
I2C Hex Data:
  Address 0x00: 7f b0 02 ff 09 c0 01 02 52 45 56 20 30 32 00 00
  Address 0x10: 00 00 00 00 37 34 30 2d 30 34 31 38 32 31 00 00
  Address 0x20: 39 30 30 39 30 39 39 37 30 34 00 00 00 0f 03 07
  Address 0x30: dc ff ff ff 54 32 30 32 37 44 41 2d 34 34 47 42
  Address 0x40: 23 41 23 00 01 00 00 00 00 00 00 00 00 00 00 52
  Address 0x50: 45 2d 53 2d 31 38 30 30 58 34 2d 31 36 47 2d 53
  Address 0x60: 00 00 00 00 00 00 41 30 30 ff ff ff ff ff ff ff
  Address 0x70: ff ff ff 8c ff ff ff ff ff ff ff ff ff ff ff ff
ad0  3831 MB  UGB30SFA4000T1      SFA4000T1 00000651 Compact Flash
ad1  30533 MB UGB94BPH32H0S1-KCI  11000019592      Disk 1
usb0 (addr 1) EHCI root hub 0      Intel      uhub0
usb0 (addr 2) product 0x0020 32     vendor 0x8087    uhub1
DIMM 0      SGU04G72H1BD2SA-BB DIE REV-52 PCB REV-54 MFR ID-ce80
DIMM 1      SGU04G72H1BD2SA-BB DIE REV-52 PCB REV-54 MFR ID-ce80
DIMM 2      SGU04G72H1BD2SA-BB DIE REV-52 PCB REV-54 MFR ID-ce80
DIMM 3      SGU04G72H1BD2SA-BB DIE REV-52 PCB REV-54 MFR ID-ce80
Routing Engine 1 REV 02  740-041821  9009099706      RE-S-1800x4
Jedec Code:    0x7fb0          EEPROM Version:    0x02
P/N:           740-041821      S/N:           9009099706
Assembly ID:   0x09c0          Assembly Version: 01.02
Date:          02-23-2012      Assembly Flags: 0x00

```



```

Version:          REV 02
ID: RE-S-1800x4          FRU Model Number: RE-S-1800X4-16G-S
Board Information Record:
  Address 0x00: 54 32 30 32 37 44 41 2d 34 34 47 42 23 41 23 00
I2C Hex Data:
  Address 0x00: 7f b0 02 ff 09 c0 01 02 52 45 56 20 30 32 00 00
  Address 0x10: 00 00 00 00 37 34 30 2d 30 34 31 38 32 31 00 00
  Address 0x20: 39 30 30 39 30 39 39 37 30 36 00 00 00 17 02 07
  Address 0x30: dc ff ff ff 54 32 30 32 37 44 41 2d 34 34 47 42
  Address 0x40: 23 41 23 00 01 00 00 00 00 00 00 00 00 00 00 52
  Address 0x50: 45 2d 53 2d 31 38 30 30 58 34 2d 31 36 47 2d 53
  Address 0x60: 00 00 00 00 00 00 41 30 30 ff ff ff ff ff ff ff
  Address 0x70: ff ff ff 8c ff ff ff ff ff ff ff ff ff ff ff ff
ad0   3998 MB  Virtium - TuffDrive VCF P1T0200262860208 114 Compact Flash
ad1   30533 MB UGB94ARF32H0S3-KC UNIGEN-499551-000404 Disk 1
CB 0          REV 13   750-040257   CAAF8436          Control Board
Jedec Code:    0x7fb0          EEPROM Version:    0x02
P/N:          750-040257      S/N:          CAAF8436
Assembly ID:   0x0b26          Assembly Version: 01.13
Date:         08-29-2012      Assembly Flags: 0x00
Version:      REV 13          CLEI Code:     PROTOXCLEI
ID: Control Board          FRU Model Number:  PROTO-ASSEMBLY
Board Information Record:
  Address 0x00: ff ff ff ff ff ff ff ff ff ff ff ff ff ff ff ff
I2C Hex Data:
  Address 0x00: 7f b0 02 ff 0b 26 01 0d 52 45 56 20 31 33 00 00
  Address 0x10: 00 00 00 00 37 35 30 2d 30 34 30 32 35 37 00 00
  Address 0x20: 53 2f 4e 20 43 41 41 46 38 34 33 36 00 1d 08 07
  Address 0x30: dc ff ff ff ff ff ff ff ff ff ff ff ff ff ff ff
  Address 0x40: ff ff ff ff 01 50 52 4f 54 4f 58 43 4c 45 49 50
  Address 0x50: 52 4f 54 4f 2d 41 53 53 45 4d 42 4c 59 00 00 00
  Address 0x60: 00 00 00 00 00 00 41 30 30 ff ff ff ff ff ff ff
  Address 0x70: ff ff ff c2 ff ff ff ff ff ff ff ff ff ff ff ff
...
SPMB 0          REV 02   711-041855   ABBV3825          PMB Board
Jedec Code:    0x7fb0          EEPROM Version:    0x01
P/N:          711-041855      S/N:          ABBV3825
Assembly ID:   0x0b29          Assembly Version: 01.02
Date:         08-14-2012      Assembly Flags: 0x00
Version:      REV 02
ID: PMB Board
Board Information Record:
  Address 0x00: ff ff ff ff ff ff ff ff ff ff ff ff ff ff ff ff
I2C Hex Data:
  Address 0x00: 7f b0 01 ff 0b 29 01 02 52 45 56 20 30 32 00 00
  Address 0x10: 00 00 00 00 37 31 31 2d 30 34 31 38 35 35 00 00
  Address 0x20: 53 2f 4e 20 41 42 42 56 33 38 32 35 00 0e 08 07
  Address 0x30: dc ff ff ff ff ff ff ff ff ff ff ff ff ff ff ff
  Address 0x40: ff ff ff ff 00 ff ff ff ff ff ff ff ff ff ff ff
  Address 0x50: ff ff ff ff ff ff ff ff ff ff ff ff ff ff ff ff
  Address 0x60: ff ff ff ff ff ff ff ff ff ff ff ff ff ff ff ff
  Address 0x70: ff ff ff ff 00 00 00 00 00 00 00 00 00 00 00 00
...
SFB 0          REV 05   711-044466   ABBX5682          Switch Fabric Board
Jedec Code:    0x7fb0          EEPROM Version:    0x02
P/N:          711-044466      S/N:          ABBX5682
Assembly ID:   0x0b25          Assembly Version: 01.05
Date:         09-07-2012      Assembly Flags: 0x00
Version:      REV 05          CLEI Code:     PROTOXCLEI
ID: Switch Fabric Board          FRU Model Number:  PROTO-ASSEMBLY
Board Information Record:

```

```

Address 0x00: ff ff ff ff ff ff ff ff ff ff ff ff ff ff ff
I2C Hex Data:
Address 0x00: 7f b0 02 ff 0b 25 01 05 52 45 56 20 30 35 00 00
Address 0x10: 00 00 00 00 37 31 31 2d 30 34 34 34 36 36 00 00
Address 0x20: 53 2f 4e 20 41 42 42 58 35 36 38 32 00 07 09 07
Address 0x30: dc ff ff ff ff ff ff ff ff ff ff ff ff ff ff
Address 0x40: ff ff ff ff 01 50 52 4f 54 4f 58 43 4c 45 49 50
Address 0x50: 52 4f 54 4f 2d 41 53 53 45 4d 42 4c 59 00 00 00
Address 0x60: 00 00 00 00 00 00 41 30 30 ff ff ff ff ff ff ff
Address 0x70: ff ff ff c2 00 00 00 01 00 00 00 00 00 00 48 00
...
FPC 0          REV 09    750-037355    CAAF0924          MPC Type 4-2
Jedec Code:    0x7fb0          EEPROM Version:    0x02
P/N:          750-037355      S/N:              CAAF0924
Assembly ID:  0x0b4e          Assembly Version:  01.09
Date:         05-21-2012      Assembly Flags:    0x00
Version:      REV 09          CLEI Code:         PROTOXCLEI
ID: MPC Type 4-2              FRU Model Number: MPC4E-2CGE-8XGE
Board Information Record:
Address 0x00: ff ff ff ff ff ff ff ff ff ff ff ff ff ff ff
I2C Hex Data:
Address 0x00: 7f b0 02 ff 0b 4e 01 09 52 45 56 20 30 39 00 00
Address 0x10: 00 00 00 00 37 35 30 2d 30 33 37 33 35 35 00 00
Address 0x20: 53 2f 4e 20 43 41 41 46 30 39 32 34 00 15 05 07
Address 0x30: dc ff ff ff ff ff ff ff ff ff ff ff ff ff ff
Address 0x40: ff ff ff ff 01 50 52 4f 54 4f 58 43 4c 45 49 4d
Address 0x50: 50 43 34 45 2d 32 43 47 45 2d 38 58 47 45 00 00
Address 0x60: 00 00 00 00 00 00 30 39 00 ff ff ff ff ff ff ff
Address 0x70: ff ff ff c6 ff ff ff ff ff ff ff ff ff ff ff ff
CPU          REV 08    711-035209    CAAB9842          H MPC PMB 2G
Jedec Code:  0x7fb0          EEPROM Version:    0x01
P/N:         711-035209      S/N:              CAAB9842
Assembly ID:  0x0b04          Assembly Version:  01.08
Date:        05-17-2012      Assembly Flags:    0x00
Version:      REV 08
ID: H MPC PMB 2G
Board Information Record:
Address 0x00: ff ff ff ff ff ff ff ff ff ff ff ff ff ff ff
I2C Hex Data:
Address 0x00: 7f b0 01 ff 0b 04 01 08 52 45 56 20 30 38 00 00
Address 0x10: 00 00 00 00 37 31 31 2d 30 33 35 32 30 39 00 00
Address 0x20: 53 2f 4e 20 43 41 41 42 39 38 34 32 00 11 05 07
Address 0x30: dc ff ff ff ff ff ff ff ff ff ff ff ff ff ff
Address 0x40: ff ff ff ff 00 ff ff ff ff ff ff ff ff ff ff ff
Address 0x50: ff ff ff ff ff ff ff ff ff ff ff ff ff ff ff
Address 0x60: ff ff ff ff ff ff ff ff ff ff ff ff ff ff ff
Address 0x70: ff ff ff ff 00 00 00 00 00 00 00 00 00 00 00 00
PIC 0          BUILTIN    BUILTIN          4x10GE SFPP
Jedec Code:    0x0000          EEPROM Version:    0x00
P/N:          BUILTIN          S/N:              BUILTIN
Assembly ID:  0x0a53          Assembly Version:  00.00
Date:         00-00-0000      Assembly Flags:    0x00
ID: 4x10GE SFPP
Board Information Record:
Address 0x00: 00 00 00 00 00 00 00 00 00 00 00 00 00 00 00
I2C Hex Data:
Address 0x00: 00 00 00 00 0a 53 00 00 00 00 00 00 00 00 00
Address 0x10: 00 00 00 00 42 55 49 4c 54 49 4e 00 4d 58 43 00
Address 0x20: 42 55 49 4c 54 49 4e 00 4d 58 43 00 00 00 00
Address 0x30: 00 00 00 00 00 00 00 00 00 00 00 00 00 00 00
Address 0x40: 00 00 00 00 00 00 00 00 00 00 00 00 00 00 00

```

```

Address 0x50: 00 00 00 00 00 00 00 00 00 00 00 00 00 00 00 00
Address 0x60: 00 00 00 00 00 00 00 00 00 00 00 00 00 00 00 00
Address 0x70: 00 00 00 00 c0 02 ae 64 00 00 00 00 0a 52 00 00
Xcvr 0      REV 01  740-021308  19T511101656  SFP+-10G-SR
Xcvr 1      REV 01  740-031980  AMA04RU      SFP+-10G-SR
Xcvr 2      REV 01  740-031980  193363A00558 SFP+-10G-SR
Xcvr 3      REV 01  740-031980  B10M00202    SFP+-10G-SR
...
ADC 0      REV 13  750-043596  ABBX5532      Adapter Card
Jedec Code: 0x7fb0      EEPROM Version: 0x02
P/N:       750-043596    S/N:         ABBX5532
Assembly ID: 0x0b3d     Assembly Version: 01.13
Date:      09-12-2012   Assembly Flags: 0x00
Version:    REV 13      CLEI Code:    IPUCBA8CAA
ID: Adapter Card      FRU Model Number: MX2000-LC-ADAPTER
Board Information Record:
Address 0x00: ff ff ff ff ff ff ff ff ff ff ff ff ff ff ff ff
I2C Hex Data:
Address 0x00: 7f b0 02 ff 0b 3d 01 0d 52 45 56 20 31 33 00 00
Address 0x10: 00 00 00 00 37 35 30 2d 30 34 33 35 39 36 00 00
Address 0x20: 53 2f 4e 20 41 42 42 58 35 35 33 32 00 0c 09 07
Address 0x30: dc ff ff ff ff ff ff ff ff ff ff ff ff ff ff ff
Address 0x40: ff ff ff ff 01 49 50 55 43 42 41 38 43 41 41 4d
Address 0x50: 58 32 30 30 30 2d 4c 43 2d 41 44 41 50 54 45 52
Address 0x60: 00 00 00 00 00 00 00 41 00 00 ff ff ff ff ff ff
Address 0x70: ff ff ff 3a 00 00 00 00 00 00 00 00 00 00 00 00
...

```

### show chassis hardware models (MX2010 Router)

```

user@host > show chassis hardware models
Hardware inventory:
Item                Version  Part number  Serial number  FRU model number
FPM Board           REV 06  711-032349  ZX8744         711-032349
PSM 4               REV 0C  740-033727  VK00254       000000000000000000000000
PSM 5               REV 0B  740-033727  VG00015       000000000000000000000000
PSM 6               REV 0B  740-033727  VH00097       000000000000000000000000
PSM 7               REV 0C  740-033727  VJ00151       000000000000000000000000
PSM 8               REV 0C  740-033727  VJ00149       000000000000000000000000
PDM 0               REV 0B  740-038109  WA00008
PDM 1               REV 0B  740-038109  WA00014
Routing Engine 0    REV 02  740-041821  9009094134    RE-S-1800X4-16G-S
Routing Engine 1    REV 02  740-041821  9009094141    RE-S-1800X4-16G-S
CB 0                REV 08  750-040257  CAAB3491      750-040257
CB 1                REV 08  750-040257  CAAB3489      750-040257
SFB 0               REV 06  711-032385  ZV1828        711-032385
SFB 1               REV 07  711-032385  ZZ2568        711-032385
SFB 2               REV 07  711-032385  ZZ2563        711-032385
SFB 3               REV 07  711-032385  ZZ2564        711-032385
SFB 4               REV 07  711-032385  ZZ2580        711-032385
SFB 5               REV 07  711-032385  ZZ2579        711-0323856
SFB 6               REV 07  711-032385  CAAB4882      711-044170
SFB 7               REV 07  711-032385  CAAB4898      711-044170
FPC 0               REV 33  750-028467  CAAB1919      MPC-3D-16XGE-SFPP
FPC 1               REV 21  750-033205  ZG5027        MX-MPC3-3D
MIC 0               REV 03  750-033307  ZV6299        MIC3-3D-10XGE-SFPP
MIC 1               REV 03  750-033307  ZV6268        MIC3-3D-10XGE-SFPP
FPC 8               REV 22  750-031089  ZT9746        MX-MPC2-3D
MIC 0               REV 26  750-028392  ABBS1150      MIC-3D-20GE-SFP
MIC 1               REV 26  750-028387  ABBR9582      MIC-3D-4XGE-XFP
FPC 9               REV 11  750-036284  ZL3591        MPCE-3D-16XGE-SFPP

```

ADC 0	REV 05	750-043596	CAAC2073	750-043596
ADC 1	REV 01	750-043596	ZV4117	750-043596
ADC 8	REV 01	750-043596	ZV4107	750-043596
ADC 9	REV 02	750-043596	ZW1555	750-043596
Fan Tray 0	REV 2A	760-046960	ACAY0015	
Fan Tray 1	REV 2A	760-046960	ACAY0019	
Fan Tray 2	REV 2A	760-046960	ACAY0020	
Fan Tray 3	REV 2A	760-046960	ACAY0021	

### show chassis hardware clei-models (MX2010 Routers)

```
user@host > show chassis hardware clei-models
```

Hardware inventory:

Item	Version	Part number	CLEI code	FRU model number
FPM Board	REV 06	711-032349	PROTOXCLEI	711-032349
PSM 4	REV 0C	740-033727	0000000000	000000000000000000000000
PSM 5	REV 0B	740-033727	0000000000	000000000000000000000000
PSM 6	REV 0B	740-033727	0000000000	000000000000000000000000
PSM 7	REV 0C	740-033727	0000000000	000000000000000000000000
PSM 8	REV 0C	740-033727	0000000000	000000000000000000000000
PDM 0	REV 0B	740-038109		
PDM 1	REV 0B	740-038109		
Routing Engine 0	REV 02	740-041821		RE-S-1800X4-16G-S
Routing Engine 1	REV 02	740-041821		RE-S-1800X4-16G-S
CB 0	REV 08	750-040257	PROTOXCLEI	750-040257
CB 1	REV 08	750-040257	PROTOXCLEI	750-040257
SFB 0	REV 06	711-032385	PROTOXCLEI	711-032385
SFB 1	REV 07	711-032385	PROTOXCLEI	711-032385
SFB 2	REV 07	711-032385	PROTOXCLEI	711-032385
SFB 3	REV 07	711-032385	PROTOXCLEI	711-032385
SFB 4	REV 07	711-032385	PROTOXCLEI	711-032385
SFB 5	REV 07	711-032385	PROTOXCLEI	711-0323856
SFB 6	REV 07	711-032385	PROTOXCLEI	711-044170
SFB 7	REV 07	711-032385	PROTOXCLEI	711-044170
FPC 0	REV 33	750-028467		MPC-3D-16XGE-SFPP
FPC 1	REV 21	750-033205		MX-MPC3-3D
MIC 0	REV 03	750-033307	PROTOXCLEI	MIC3-3D-10XGE-SFPP
MIC 1	REV 03	750-033307	PROTOXCLEI	MIC3-3D-10XGE-SFPP
FPC 8	REV 22	750-031089	COUIBAYBAA	MX-MPC2-3D
MIC 0	REV 26	750-028392	COUIA15BAA	MIC-3D-20GE-SFP
MIC 1	REV 26	750-028387	COUIA16BAA	MIC-3D-4XGE-XFP
FPC 9	REV 11	750-036284	CMUIACGBAA	MPCE-3D-16XGE-SFPP
ADC 0	REV 05	750-043596	PROTOXCLEI	750-043596
ADC 1	REV 01	750-043596	PROTOXCLEI	750-043596
ADC 8	REV 01	750-043596	PROTOXCLEI	750-043596
ADC 9	REV 02	750-043596	PROTOXCLEI	750-043596
Fan Tray 0	REV 2A	760-046960		
Fan Tray 1	REV 2A	760-046960		
Fan Tray 2	REV 2A	760-046960		
Fan Tray 3	REV 2A	760-046960		

### show chassis hardware (MX2010 Routers with MPC6E and OTN MIC)

```
user@host> show chassis hardware
```

Hardware inventory:

Item	Version	Part number	Serial number	Description
Chassis			JN11C9AFEAFK	MX2010
Midplane	REV 35	750-044636	ABAB9188	Lower Backplane
Midplane 1	REV 02	711-044557	ABAB8729	Upper Backplane
PMP	REV 04	711-032426	ACAJ2432	Power Midplane

FPM Board	REV 09	760-044634	ABCA4314	Front Panel Display
PSM 0 Module	REV 01	740-050037	1EDB321015C	DC 52V Power Supply
PSM 1 Module	REV 01	740-050037	1EDB321015J	DC 52V Power Supply
PSM 2 Module	REV 01	740-050037	1EDB32000K8	DC 52V Power Supply
PSM 3 Module	REV 01	740-050037	1EDB32101JW	DC 52V Power Supply
PSM 4 Module	REV 01	740-050037	1EDB321015G	DC 52V Power Supply
PSM 5 Module	REV 01	740-050037	1EDB32101HH	DC 52V Power Supply
PSM 6 Module	REV 01	740-050037	1EDB32101HD	DC 52V Power Supply
PSM 7 Module	REV 01	740-050037	1EDB321015F	DC 52V Power Supply
PSM 8 Module	REV 01	740-050037	1EDB321015B	DC 52V Power Supply
PDM 0	REV 03	740-045234	1EFA3220433	DC Power Dist Module
PDM 1	REV 03	740-045234	1EFA3220425	DC Power Dist Module
Routing Engine 0	REV 02	740-041821	9009115685	RE-S-1800x4
Routing Engine 1	REV 02	740-041821	9009099711	RE-S-1800x4
CB 0	REV 23	750-040257	CABE8395	Control Board
CB 1	REV 12	750-040257	CAAD9499	Control Board
SPMB 0	REV 02	711-041855	ABCG8426	PMB Board
SPMB 1	REV 02	711-041855	ABBS1481	PMB Board
SFB 0	REV 06	711-044466	ABCD5013	Switch Fabric Board
SFB 1	REV 06	711-044466	ABCD5160	Switch Fabric Board
SFB 2	REV 06	711-044466	ABCD5175	Switch Fabric Board
SFB 3	REV 06	711-044466	ABCD4938	Switch Fabric Board
SFB 4	REV 06	711-044466	ABCD4944	Switch Fabric Board
SFB 5	REV 06	711-044466	ABCD4968	Switch Fabric Board
SFB 6	REV 06	711-044466	ABCD5267	Switch Fabric Board
SFB 7	REV 06	711-044466	ABCD4997	Switch Fabric Board
FPC 0	REV 59	750-044130	ABCT7676	MPC6E 3D
CPU	REV 10	711-045719	ABCK8527	RMPD PMB
XLM 0	REV 13	711-046638	ABCT7810	MPC6E XL
XLM 1	REV 13	711-046638	ABCT7811	MPC6E XL
FPC 2	REV 27	750-033205	ZL6014	MPC6E Type 3 3D
CPU	REV 07	711-035209	ZK9068	HMPD PMB 2G
MIC 0	REV 14	750-033196	CAAW9214	1X100GE CXP
PIC 0		BUILTIN	BUILTIN	1X100GE CXP
Xcvr 0	REV 01	740-046563	XC49FC030	CFP2-100G-SR10
MIC 1	REV 18	750-033199	CAAC3231	1X100GE CFP
PIC 2		BUILTIN	BUILTIN	1X100GE CFP
FPC 3	REV 59	750-044130	ABCT7682	MPC6E 3D
CPU	REV 10	711-045719	ABCK8531	RMPD PMB
XLM 0	REV 13	711-046638	ABCT7818	MPC6E XL
XLM 1	REV 13	711-046638	ABCT7819	MPC6E XL
FPC 4	REV 33	750-044130	ABBY9278	MPC6E 3D
CPU	REV 09	711-045719	ABBY8677	RMPD PMB
XLM 0	REV 06.2.00	711-046638	ABBY8844	MPC6E XL
XLM 1	REV 06.2.00	711-046638	ABBY8830	MPC6E XL
FPC 5	REV 59	750-044130	ABCT7675	MPC6E 3D
CPU	REV 10	711-045719	ABCK8526	RMPD PMB
XLM 0	REV 13	711-046638	ABCT7808	MPC6E XL
XLM 1	REV 13	711-046638	ABCT7809	MPC6E XL
FPC 6	REV 30	750-028467	ZM4986	MPC 3D 16x 10GE
CPU	REV 10	711-029089	ZP6541	AMPD PMB
PIC 0		BUILTIN	BUILTIN	4x 10GE(LAN) SFP+

Xcvr 0	REV 01	740-021308	AQ43GAC	SFP+-10G-SR
PIC 1		BUILTIN	BUILTIN	4x 10GE(LAN) SFP+
Xcvr 0	REV 01	740-031980	ALMOA6D	SFP+-10G-SR
Xcvr 1	REV 01	740-031980	AQFORB3	SFP+-10G-SR
Xcvr 2	REV 01	740-031980	153363A00333	SFP+-10G-SR
Xcvr 3	REV 01	740-021308	AN10KYE	SFP+-10G-SR
PIC 2		BUILTIN	BUILTIN	4x 10GE(LAN) SFP+
Xcvr 0	REV 01	740-021308	APK04YM	SFP+-10G-SR
PIC 3		BUILTIN	BUILTIN	4x 10GE(LAN) SFP+
Xcvr 0	REV 01	740-031980	AQFOH44	SFP+-10G-SR
FPC 8	REV 38	750-031090	CABF7313	MPC Type 2 3D EQ
CPU	REV 08	711-030884	CABE6727	MPC PMB 2G
MIC 0	REV 18	750-028380	YK8253	3D 2x 10GE XFP
PIC 0		BUILTIN	BUILTIN	1x 10GE XFP
Xcvr 0	REV 03	740-014289	AD1148M00TP	XFP-10G-SR
PIC 1		BUILTIN	BUILTIN	1x 10GE XFP
QXM 0	REV 06	711-028408	CABC5614	MPC QXM
QXM 1	REV 06	711-028408	CABC5550	MPC QXM
FPC 9	REV 39	750-044130	ABCK1652	MPC6E 3D
CPU	REV 09	711-045719	ABCK1655	RMPC PMB
MIC 0	REV 09	750-049457	ABCP1230	2X100GE CFP2 OTN
PIC 0		BUILTIN	BUILTIN	2X100GE CFP2 OTN
Xcvr 0		NON-JNPR	37300222WP0002	CFP2-100G-LR4-D
Xcvr 1		NON-JNPR	FD46F001Y	CFP2-100G-SR10
MIC 1	REV 07	750-049457	ABCV6662	2X100GE CFP2 OTN
PIC 1		BUILTIN	BUILTIN	2X100GE CFP2 OTN
Xcvr 0		NON-JNPR	UQD0014	CFP2-100G-LR4-D
Xcvr 1		NON-JNPR	J13J68335	CFP2-100G-LR4-D
XLM 0	REV 07.2.00	711-046638	ABCK5491	MPC6E XL
XLM 1	REV 07.2.00	711-046638	ABCK5475	MPC6E XL
ADC 1	REV 17	750-043596	ABCG9023	Adapter Card
ADC 2	REV 01	750-043596	ZV4079	Adapter Card
ADC 6	REV 17	750-043596	ABCG8866	Adapter Card
ADC 8	REV 17	750-043596	ABCA8993	Adapter Card
Fan Tray 0	REV 06	760-046960	ACAY0354	172mm FanTray - 6 Fans
Fan Tray 1	REV 06	760-046960	ACAY0831	172mm FanTray - 6 Fans
Fan Tray 2	REV 06	760-046960	ACAY0892	172mm FanTray - 6 Fans
Fan Tray 3	REV 06	760-046960	ACAY0839	172mm FanTray - 6 Fans

#### show chassis hardware detail (MX2010 Routers with MPC6E and OTN MIC)

```
user@host> show chassis hardware detail
```

Hardware inventory:				
Item	Version	Part number	Serial number	Description
Chassis			JN11C9AFEAFK	MX2010
Midplane	REV 35	750-044636	ABAB9188	Lower Backplane
Midplane 1	REV 02	711-044557	ABAB8729	Upper Backplane
PMP	REV 04	711-032426	ACAJ2432	Power Midplane
FPM Board	REV 09	760-044634	ABCA4314	Front Panel Display
PSM 0	REV 01	740-050037	1EDB321015C	DC 52V Power Supply
Module				
PSM 1	REV 01	740-050037	1EDB321015J	DC 52V Power Supply
Module				
PSM 2	REV 01	740-050037	1EDB32000K8	DC 52V Power Supply
Module				
PSM 3	REV 01	740-050037	1EDB32101JW	DC 52V Power Supply
Module				
PSM 4	REV 01	740-050037	1EDB321015G	DC 52V Power Supply
Module				
PSM 5	REV 01	740-050037	1EDB32101HH	DC 52V Power Supply
Module				

PSM 6 Module	REV 01	740-050037	1EDB32101HD	DC 52V Power Supply
PSM 7 Module	REV 01	740-050037	1EDB321015F	DC 52V Power Supply
PSM 8 Module	REV 01	740-050037	1EDB321015B	DC 52V Power Supply
PDM 0	REV 03	740-045234	1EFA3220433	DC Power Dist Module
PDM 1	REV 03	740-045234	1EFA3220425	DC Power Dist Module
Routing Engine 0	REV 02	740-041821	9009115685	RE-S-1800x4
ad0 3998 MB	Virtium - TuffDrive		VCF P1T0200274310822	191 Compact Flash
ad1 30533 MB	UGB94BPH32H0S1-KCI		11000043190	Disk 1
usb0 (addr 1)	EHCI root hub 0		Intel	uhub0
usb0 (addr 2)	product 0x0020 32		vendor 0x8087	uhub1
DIMM 0	VL31B5263F-F8SD DIE		REV-0 PCB REV-0	MFR ID-ce80
DIMM 1	VL31B5263F-F8SD DIE		REV-0 PCB REV-0	MFR ID-ce80
DIMM 2	VL31B5263F-F8SD DIE		REV-0 PCB REV-0	MFR ID-ce80
DIMM 3	VL31B5263F-F8SD DIE		REV-0 PCB REV-0	MFR ID-ce80
Routing Engine 1	REV 02	740-041821	9009099711	RE-S-1800x4
ad0 3998 MB	Virtium - TuffDrive		VCF P1T0200262860208	30 Compact Flash
ad1 30533 MB	UGB94ARF32H0S3-KC		UNIGEN-499551-000146	Disk 1
CB 0	REV 23	750-040257	CABE8395	Control Board
CB 1	REV 12	750-040257	CAAD9499	Control Board
SPMB 0	REV 02	711-041855	ABCG8426	PMB Board
SPMB 1	REV 02	711-041855	ABBS1481	PMB Board
SFB 0	REV 06	711-044466	ABCD5013	Switch Fabric Board
SFB 1	REV 06	711-044466	ABCD5160	Switch Fabric Board
SFB 2	REV 06	711-044466	ABCD5175	Switch Fabric Board
SFB 3	REV 06	711-044466	ABCD4938	Switch Fabric Board
SFB 4	REV 06	711-044466	ABCD4944	Switch Fabric Board
SFB 5	REV 06	711-044466	ABCD4968	Switch Fabric Board
SFB 6	REV 06	711-044466	ABCD5267	Switch Fabric Board
SFB 7	REV 06	711-044466	ABCD4997	Switch Fabric Board
FPC 0	REV 59	750-044130	ABCT7676	MPC6E 3D
CPU	REV 10	711-045719	ABCK8527	RMPK PMB
XLM 0	REV 13	711-046638	ABCT7810	MPC6E XL
XLM 1	REV 13	711-046638	ABCT7811	MPC6E XL
FPC 2	REV 27	750-033205	ZL6014	MPCE Type 3 3D
CPU	REV 07	711-035209	ZK9068	HMPK PMB 2G
MIC 0	REV 14	750-033196	CAAW9214	1X100GE CXP
PIC 0	BUILTIN		BUILTIN	1X100GE CXP
Xcvr 0	REV 01	740-046563	XC49FC030	CFP2-100G-SR10
MIC 1	REV 18	750-033199	CAAC3231	1X100GE CFP
PIC 2	BUILTIN		BUILTIN	1X100GE CFP
FPC 3	REV 59	750-044130	ABCT7682	MPC6E 3D
CPU	REV 10	711-045719	ABCK8531	RMPK PMB
XLM 0	REV 13	711-046638	ABCT7818	MPC6E XL
XLM 1	REV 13	711-046638	ABCT7819	MPC6E XL
FPC 4	REV 33	750-044130	ABBY9278	MPC6E 3D
CPU	REV 09	711-045719	ABBY8677	RMPK PMB
XLM 0	REV 06.2.00	711-046638	ABBY8844	MPC6E XL
XLM 1	REV 06.2.00	711-046638	ABBY8830	MPC6E XL
FPC 5	REV 59	750-044130	ABCT7675	MPC6E 3D
CPU	REV 10	711-045719	ABCK8526	RMPK PMB
XLM 0	REV 13	711-046638	ABCT7808	MPC6E XL
XLM 1	REV 13	711-046638	ABCT7809	MPC6E XL
FPC 6	REV 30	750-028467	ZM4986	MPC 3D 16x 10GE
CPU	REV 10	711-029089	ZP6541	AMPC PMB
PIC 0	BUILTIN		BUILTIN	4x 10GE(LAN) SFP+
Xcvr 0	REV 01	740-021308	AQ43GAC	SFP+-10G-SR
PIC 1	BUILTIN		BUILTIN	4x 10GE(LAN) SFP+
Xcvr 0	REV 01	740-031980	ALMOA6D	SFP+-10G-SR

Xcvr 1	REV 01	740-031980	AQFORB3	SFP+-10G-SR
Xcvr 2	REV 01	740-031980	153363A00333	SFP+-10G-SR
Xcvr 3	REV 01	740-021308	AN10KYE	SFP+-10G-SR
PIC 2		BUILTIN	BUILTIN	4x 10GE(LAN) SFP+
Xcvr 0	REV 01	740-021308	APK04YM	SFP+-10G-SR
PIC 3		BUILTIN	BUILTIN	4x 10GE(LAN) SFP+
Xcvr 0	REV 01	740-031980	AQFOH44	SFP+-10G-SR
FPC 8	REV 38	750-031090	CABF7313	MPC Type 2 3D EQ
CPU	REV 08	711-030884	CABE6727	MPC PMB 2G
MIC 0	REV 18	750-028380	YK8253	3D 2x 10GE XFP
PIC 0		BUILTIN	BUILTIN	1x 10GE XFP
Xcvr 0	REV 03	740-014289	AD1148M00TP	XFP-10G-SR
PIC 1		BUILTIN	BUILTIN	1x 10GE XFP
QXM 0	REV 06	711-028408	CABC5614	MPC QXM
QXM 1	REV 06	711-028408	CABC5550	MPC QXM
FPC 9	REV 39	750-044130	ABCK1652	MPC6E 3D
CPU	REV 09	711-045719	ABCK1655	RMPC PMB
MIC 0	REV 09	750-049457	ABCP1230	2X100GE CFP2 OTN
PIC 0		BUILTIN	BUILTIN	2X100GE CFP2 OTN
Xcvr 0		NON-JNPR	37300222WP0002	CFP2-100G-LR4-D
Xcvr 1		NON-JNPR	FD46F001Y	CFP2-100G-SR10
MIC 1	REV 07	750-049457	ABCV6662	2X100GE CFP2 OTN
PIC 1		BUILTIN	BUILTIN	2X100GE CFP2 OTN
Xcvr 0		NON-JNPR	UQD0014	CFP2-100G-LR4-D
Xcvr 1		NON-JNPR	J13J68335	CFP2-100G-LR4-D
XLM 0	REV 07.2.00	711-046638	ABCK5491	MPC6E XL
XLM 1	REV 07.2.00	711-046638	ABCK5475	MPC6E XL
ADC 1	REV 17	750-043596	ABCG9023	Adapter Card
ADC 2	REV 01	750-043596	ZV4079	Adapter Card
ADC 6	REV 17	750-043596	ABCG8866	Adapter Card
ADC 8	REV 17	750-043596	ABCA8993	Adapter Card
Fan Tray 0	REV 06	760-046960	ACAY0354	172mm FanTray - 6 Fans
Fan Tray 1	REV 06	760-046960	ACAY0831	172mm FanTray - 6 Fans
Fan Tray 2	REV 06	760-046960	ACAY0892	172mm FanTray - 6 Fans
Fan Tray 3	REV 06	760-046960	ACAY0839	172mm FanTray - 6 Fans

### show chassis hardware extensive (MX2010 Routers with MPC6E and OTN MIC)

```

user@host> show chassis hardware extensive
Hardware inventory:
Item          Version  Part number  Serial number  Description
Chassis
Jedec Code:   0x7fb0          EEPROM Version: 0x02
S/N:          JN11C9AFEAFK
Assembly ID:  0x0557          Assembly Version: 00.00
Date:         00-00-0000      Assembly Flags:  0x00
ID: MX2010
Board Information Record:
Address 0x00: 00 00 00 00 00 00 00 00 00 00 00 00 00 00 00 00
I2C Hex Data:
Address 0x00: 7f b0 02 ff 05 57 00 00 00 00 00 00 00 00 00 00
Address 0x10: 00 00 00 00 00 00 00 00 00 00 00 00 00 00 00 00
Address 0x20: 4a 4e 31 31 43 39 41 46 45 41 46 4b 00 00 00 00
Address 0x30: 00 00 00 ff 00 00 00 00 00 00 00 00 00 00 00 00
Address 0x40: 00 00 00 00 00 00 00 00 00 00 00 00 00 00 00 00
Address 0x50: 00 00 00 00 00 00 00 00 00 00 00 00 00 00 00 00
Address 0x60: 00 00 00 00 00 00 00 00 00 00 00 00 00 00 00 00
Address 0x70: 00 00 00 00 00 00 00 00 00 00 00 00 00 00 00 00
Midplane      REV 35      750-044636  ABAB9188      Lower Backplane
Jedec Code:   0x7fb0          EEPROM Version: 0x02
P/N:         750-044636      S/N:          ABAB9188

```



```

Assembly ID: 0x0b66          Assembly Version: 01.35
Date:          06-21-2013    Assembly Flags: 0x00
Version:       REV 35        CLEI Code:      IPMU810ARA
ID: Lower Backplane          FRU Model Number: CHAS-BP-MX2010-S
Board Information Record:
  Address 0x00: ad 01 08 00 3c 8a b0 38 68 00 ff ff ff ff ff ff
I2C Hex Data:
  Address 0x00: 7f b0 02 ff 0b 66 01 23 52 45 56 20 33 35 00 00
  Address 0x10: 00 00 00 00 37 35 30 2d 30 34 34 36 33 36 00 00
  Address 0x20: 53 2f 4e 20 41 42 41 42 39 31 38 38 00 15 06 07
  Address 0x30: dd ff ff ff ad 01 08 00 3c 8a b0 38 68 00 ff ff
  Address 0x40: ff ff ff ff 01 49 50 4d 55 38 31 30 41 52 41 43
  Address 0x50: 48 41 53 2d 42 50 2d 4d 58 32 30 31 30 2d 53 00
  Address 0x60: 00 00 00 00 00 00 30 36 00 ff ff ff ff ff ff ff
  Address 0x70: ff ff ff f8 ff ff ff ff ff ff ff ff ff ff ff ff
Midplane 1      REV 02      711-044557      ABAB8729      Upper Backplane
Jedec Code:     0x7fb0      EEPROM Version: 0x01
P/N:           711-044557   S/N:          ABAB8729
Assembly ID:    0x0b65      Assembly Version: 01.02
Date:          03-21-2013   Assembly Flags: 0x00
Version:       REV 02
ID: Upper Backplane
Board Information Record:
  Address 0x00: ff ff ff ff ff ff ff ff ff ff ff ff ff ff ff ff
I2C Hex Data:
  Address 0x00: 7f b0 01 ff 0b 65 01 02 52 45 56 20 30 32 00 00
  Address 0x10: 00 00 00 00 37 31 31 2d 30 34 34 35 35 37 00 00
  Address 0x20: 53 2f 4e 20 41 42 41 42 38 37 32 39 00 15 03 07
  Address 0x30: dd ff ff ff ff ff ff ff ff ff ff ff ff ff ff
  Address 0x40: ff ff ff ff 01 00 00 00 00 00 00 00 00 00 00 00
  Address 0x50: 00 00 00 00 00 00 00 00 00 00 00 00 00 00 00 00
  Address 0x60: 00 00 00 00 00 00 ff ff ff ff ff ff ff ff ff ff
  Address 0x70: ff ff ff ff ff ff ff ff ff ff ff ff ff ff ff ff
PMP            REV 04      711-032426      ACAJ2432      Power Midplane
Jedec Code:     0x7fb0      EEPROM Version: 0x01
P/N:           711-032426   S/N:          ACAJ2432
Assembly ID:    0x045d      Assembly Version: 01.04
Date:          03-28-2013   Assembly Flags: 0x00
Version:       REV 04
ID: Power Midplane
Board Information Record:
  Address 0x00: ff ff ff ff ff ff ff ff ff ff ff ff ff ff ff ff
I2C Hex Data:
  Address 0x00: 7f b0 01 ff 04 5d 01 04 52 45 56 20 30 34 00 00
  Address 0x10: 00 00 00 00 37 31 31 2d 30 33 32 34 32 36 00 00
  Address 0x20: 53 2f 4e 20 41 43 41 4a 32 34 33 32 00 1c 03 07
  Address 0x30: dd ff ff ff ff ff ff ff ff ff ff ff ff ff ff
  Address 0x40: ff ff ff ff 01 00 00 00 00 00 00 00 00 00 00 00
  Address 0x50: 00 00 00 00 00 00 00 00 00 00 00 00 00 00 00 00
  Address 0x60: 00 00 00 00 00 00 ff ff ff ff ff ff ff ff ff ff
  Address 0x70: ff ff ff ff ff ff ff ff ff ff ff ff ff ff ff ff
FPM Board      REV 09      760-044634      ABCA4314      Front Panel Display
Jedec Code:     0x7fb0      EEPROM Version: 0x02
P/N:           760-044634   S/N:          ABCA4314
Assembly ID:    0x0b64      Assembly Version: 01.09
Date:          03-28-2013   Assembly Flags: 0x00
Version:       REV 09        CLEI Code:      IPMYA4EJRA
ID: Front Panel Display      FRU Model Number: MX2010-CRAFT-S
Board Information Record:
  Address 0x00: ff ff ff ff ff ff ff ff ff ff ff ff ff ff ff ff
I2C Hex Data:

```

```

Address 0x00: 7f b0 02 ff 0b 64 01 09 52 45 56 20 30 39 00 00
Address 0x10: 00 00 00 00 37 36 30 2d 30 34 34 36 33 34 00 00
Address 0x20: 53 2f 4e 20 41 42 43 41 34 33 31 34 00 1c 03 07
Address 0x30: dd ff ff ff ff ff ff ff ff ff ff ff ff ff ff
Address 0x40: ff ff ff ff 01 49 50 4d 59 41 34 45 4a 52 41 4d
Address 0x50: 58 32 30 31 30 2d 43 52 41 46 54 2d 53 00 00 00
Address 0x60: 00 00 00 00 00 00 41 00 00 ff ff ff ff ff ff ff
Address 0x70: ff ff ff 93 ff ff ff ff ff ff ff ff ff ff ff ff
PSM 0          REV 01  740-050037  1EDB321015C      DC 52V Power Supply
Module
Jedec Code:    0x7fb0          EEPROM Version: 0x02
P/N:           740-050037      S/N:           1EDB321015C
Assembly ID:   0x0478          Assembly Version: 01.01
Date:          05-28-2013      Assembly Flags: 0x00
Version:       REV 01          CLEI Code:     IPUPAKRKAA
ID: DC 52V Power Supply Module FRU Model Number: MX2000-PSM-DC-S
Board Information Record:
Address 0x00: ff ff ff ff ff ff ff ff ff ff ff ff ff ff ff
I2C Hex Data:
Address 0x00: 7f b0 02 ff 04 78 01 01 52 45 56 20 30 31 00 00
Address 0x10: 00 00 00 00 37 34 30 2d 30 35 30 30 33 37 00 00
Address 0x20: 31 45 44 42 33 32 31 30 31 35 43 00 00 1c 05 07
Address 0x30: dd ff ff ff ff ff ff ff ff ff ff ff ff ff ff
Address 0x40: ff ff ff ff 01 49 50 55 50 41 4b 52 4b 41 41 4d
Address 0x50: 58 32 30 30 30 2d 50 53 4d 2d 44 43 2d 53 00 00
Address 0x60: 00 00 00 00 00 00 31 30 31 ff ff ff ff ff ff ff
Address 0x70: ff ff ff 2a 00 00 00 00 00 00 00 00 00 00 00 00
PSM 1          REV 01  740-050037  1EDB321015J      DC 52V Power Supply
Module
Jedec Code:    0x7fb0          EEPROM Version: 0x02
P/N:           740-050037      S/N:           1EDB321015J
Assembly ID:   0x0478          Assembly Version: 01.01
Date:          05-28-2013      Assembly Flags: 0x00
Version:       REV 01          CLEI Code:     IPUPAKRKAA
ID: DC 52V Power Supply Module FRU Model Number: MX2000-PSM-DC-S
Board Information Record:
Address 0x00: ff ff ff ff ff ff ff ff ff ff ff ff ff ff ff
I2C Hex Data:
Address 0x00: 7f b0 02 ff 04 78 01 01 52 45 56 20 30 31 00 00
Address 0x10: 00 00 00 00 37 34 30 2d 30 35 30 30 33 37 00 00
Address 0x20: 31 45 44 42 33 32 31 30 31 35 4a 00 00 1c 05 07
Address 0x30: dd ff ff ff ff ff ff ff ff ff ff ff ff ff ff
Address 0x40: ff ff ff ff 01 49 50 55 50 41 4b 52 4b 41 41 4d
Address 0x50: 58 32 30 30 30 2d 50 53 4d 2d 44 43 2d 53 00 00
Address 0x60: 00 00 00 00 00 00 31 30 31 ff ff ff ff ff ff ff
Address 0x70: ff ff ff 2a 00 00 00 00 00 00 00 00 00 00 00 00
PSM 2          REV 01  740-050037  1EDB32000K8      DC 52V Power Supply
Module
Jedec Code:    0x7fb0          EEPROM Version: 0x02
P/N:           740-050037      S/N:           1EDB32000K8
Assembly ID:   0x0478          Assembly Version: 01.01
Date:          05-23-2013      Assembly Flags: 0x00
Version:       REV 01          CLEI Code:     IPUPAKRKAA
ID: DC 52V Power Supply Module FRU Model Number: MX2000-PSM-DC-S
Board Information Record:
Address 0x00: ff ff ff ff ff ff ff ff ff ff ff ff ff ff ff
I2C Hex Data:
Address 0x00: 7f b0 02 ff 04 78 01 01 52 45 56 20 30 31 00 00
Address 0x10: 00 00 00 00 37 34 30 2d 30 35 30 30 33 37 00 00
Address 0x20: 31 45 44 42 33 32 30 30 30 4b 38 00 00 17 05 07
Address 0x30: dd ff ff ff ff ff ff ff ff ff ff ff ff ff ff

```

```

Address 0x40: ff ff ff ff 01 49 50 55 50 41 4b 52 4b 41 41 4d
Address 0x50: 58 32 30 30 30 2d 50 53 4d 2d 44 43 2d 53 00 00
Address 0x60: 00 00 00 00 00 00 31 30 31 ff ff ff ff ff ff ff
Address 0x70: ff ff ff 2a 00 00 00 00 00 00 00 00 00 00 00 00
PSM 3          REV 01  740-050037  1EDB32101JW      DC 52V Power Supply
Module
Jedec Code:  0x7fb0          EEPROM Version:  0x02
P/N:         740-050037      S/N:           1EDB32101JW
Assembly ID: 0x0478          Assembly Version: 01.01
Date:        05-30-2013      Assembly Flags: 0x00
Version:     REV 01          CLEI Code:       IPUPAKRKAA
ID: DC 52V Power Supply Module FRU Model Number: MX2000-PSM-DC-S
Board Information Record:
Address 0x00: ff ff ff ff ff ff ff ff ff ff ff ff ff ff ff ff
I2C Hex Data:
Address 0x00: 7f b0 02 ff 04 78 01 01 52 45 56 20 30 31 00 00
Address 0x10: 00 00 00 00 37 34 30 2d 30 35 30 30 33 37 00 00
Address 0x20: 31 45 44 42 33 32 31 30 31 4a 57 00 00 1e 05 07
Address 0x30: dd ff ff ff ff ff ff ff ff ff ff ff ff ff ff ff
Address 0x40: ff ff ff ff 01 49 50 55 50 41 4b 52 4b 41 41 4d
Address 0x50: 58 32 30 30 30 2d 50 53 4d 2d 44 43 2d 53 00 00
Address 0x60: 00 00 00 00 00 00 31 30 31 ff ff ff ff ff ff ff
Address 0x70: ff ff ff 2a 00 00 00 00 00 00 00 00 00 00 00 00
PSM 4          REV 01  740-050037  1EDB321015G      DC 52V Power Supply
Module
Jedec Code:  0x7fb0          EEPROM Version:  0x02
P/N:         740-050037      S/N:           1EDB321015G
Assembly ID: 0x0478          Assembly Version: 01.01
Date:        05-28-2013      Assembly Flags: 0x00
Version:     REV 01          CLEI Code:       IPUPAKRKAA
ID: DC 52V Power Supply Module FRU Model Number: MX2000-PSM-DC-S
Board Information Record:
Address 0x00: ff ff ff ff ff ff ff ff ff ff ff ff ff ff ff ff
I2C Hex Data:
Address 0x00: 7f b0 02 ff 04 78 01 01 52 45 56 20 30 31 00 00
Address 0x10: 00 00 00 00 37 34 30 2d 30 35 30 30 33 37 00 00
Address 0x20: 31 45 44 42 33 32 31 30 31 35 47 00 00 1c 05 07
Address 0x30: dd ff ff ff ff ff ff ff ff ff ff ff ff ff ff ff
Address 0x40: ff ff ff ff 01 49 50 55 50 41 4b 52 4b 41 41 4d
Address 0x50: 58 32 30 30 30 2d 50 53 4d 2d 44 43 2d 53 00 00
Address 0x60: 00 00 00 00 00 00 31 30 31 ff ff ff ff ff ff ff
Address 0x70: ff ff ff 2a 00 00 00 00 00 00 00 00 00 00 00 00
PSM 5          REV 01  740-050037  1EDB32101HH      DC 52V Power Supply
Module
Jedec Code:  0x7fb0          EEPROM Version:  0x02
P/N:         740-050037      S/N:           1EDB32101HH
Assembly ID: 0x0478          Assembly Version: 01.01
Date:        05-30-2013      Assembly Flags: 0x00
Version:     REV 01          CLEI Code:       IPUPAKRKAA
ID: DC 52V Power Supply Module FRU Model Number: MX2000-PSM-DC-S
Board Information Record:
Address 0x00: ff ff ff ff ff ff ff ff ff ff ff ff ff ff ff ff
I2C Hex Data:
Address 0x00: 7f b0 02 ff 04 78 01 01 52 45 56 20 30 31 00 00
Address 0x10: 00 00 00 00 37 34 30 2d 30 35 30 30 33 37 00 00
Address 0x20: 31 45 44 42 33 32 31 30 31 48 48 00 00 1e 05 07
Address 0x30: dd ff ff ff ff ff ff ff ff ff ff ff ff ff ff ff
Address 0x40: ff ff ff ff 01 49 50 55 50 41 4b 52 4b 41 41 4d
Address 0x50: 58 32 30 30 30 2d 50 53 4d 2d 44 43 2d 53 00 00
Address 0x60: 00 00 00 00 00 00 31 30 31 ff ff ff ff ff ff ff
Address 0x70: ff ff ff 2a 00 00 00 00 00 00 00 00 00 00 00 00

```

PSM 6                    REV 01    740-050037    1EDB32101HD            DC 52V Power Supply  
Module

Jedec Code:    0x7fb0                    EEPROM Version:    0x02  
P/N:            740-050037                    S/N:                1EDB32101HD  
Assembly ID:   0x0478                    Assembly Version:   01.01  
Date:           05-30-2013                    Assembly Flags:    0x00  
Version:        REV 01                    CLEI Code:        IPUPAKRKAA  
ID: DC 52V Power Supply Module    FRU Model Number:   MX2000-PSM-DC-S

Board Information Record:

Address 0x00: ff ff ff ff ff ff ff ff ff ff ff ff ff ff ff ff

I2C Hex Data:

Address 0x00: 7f b0 02 ff 04 78 01 01 52 45 56 20 30 31 00 00  
Address 0x10: 00 00 00 00 37 34 30 2d 30 35 30 30 33 37 00 00  
Address 0x20: 31 45 44 42 33 32 31 30 31 48 44 00 00 1e 05 07  
Address 0x30: dd ff ff ff ff ff ff ff ff ff ff ff ff ff ff ff  
Address 0x40: ff ff ff ff 01 49 50 55 50 41 4b 52 4b 41 41 4d  
Address 0x50: 58 32 30 30 30 2d 50 53 4d 2d 44 43 2d 53 00 00  
Address 0x60: 00 00 00 00 00 00 31 30 31 ff ff ff ff ff ff ff  
Address 0x70: ff ff ff 2a 00 00 00 00 00 00 00 00 00 00 00 00

PSM 7                    REV 01    740-050037    1EDB321015F            DC 52V Power Supply  
Module

Jedec Code:    0x7fb0                    EEPROM Version:    0x02  
P/N:            740-050037                    S/N:                1EDB321015F  
Assembly ID:   0x0478                    Assembly Version:   01.01  
Date:           05-28-2013                    Assembly Flags:    0x00  
Version:        REV 01                    CLEI Code:        IPUPAKRKAA  
ID: DC 52V Power Supply Module    FRU Model Number:   MX2000-PSM-DC-S

Board Information Record:

Address 0x00: ff ff ff ff ff ff ff ff ff ff ff ff ff ff ff ff

I2C Hex Data:

Address 0x00: 7f b0 02 ff 04 78 01 01 52 45 56 20 30 31 00 00  
Address 0x10: 00 00 00 00 37 34 30 2d 30 35 30 30 33 37 00 00  
Address 0x20: 31 45 44 42 33 32 31 30 31 35 46 00 00 1c 05 07  
Address 0x30: dd ff ff ff ff ff ff ff ff ff ff ff ff ff ff ff  
Address 0x40: ff ff ff ff 01 49 50 55 50 41 4b 52 4b 41 41 4d  
Address 0x50: 58 32 30 30 30 2d 50 53 4d 2d 44 43 2d 53 00 00  
Address 0x60: 00 00 00 00 00 00 31 30 31 ff ff ff ff ff ff ff  
Address 0x70: ff ff ff 2a 00 00 00 00 00 00 00 00 00 00 00 00

PSM 8                    REV 01    740-050037    1EDB321015B            DC 52V Power Supply  
Module

Jedec Code:    0x7fb0                    EEPROM Version:    0x02  
P/N:            740-050037                    S/N:                1EDB321015B  
Assembly ID:   0x0478                    Assembly Version:   01.01  
Date:           05-28-2013                    Assembly Flags:    0x00  
Version:        REV 01                    CLEI Code:        IPUPAKRKAA  
ID: DC 52V Power Supply Module    FRU Model Number:   MX2000-PSM-DC-S

Board Information Record:

Address 0x00: ff ff ff ff ff ff ff ff ff ff ff ff ff ff ff ff

I2C Hex Data:

Address 0x00: 7f b0 02 ff 04 78 01 01 52 45 56 20 30 31 00 00  
Address 0x10: 00 00 00 00 37 34 30 2d 30 35 30 30 33 37 00 00  
Address 0x20: 31 45 44 42 33 32 31 30 31 35 42 00 00 1c 05 07  
Address 0x30: dd ff ff ff ff ff ff ff ff ff ff ff ff ff ff ff  
Address 0x40: ff ff ff ff 01 49 50 55 50 41 4b 52 4b 41 41 4d  
Address 0x50: 58 32 30 30 30 2d 50 53 4d 2d 44 43 2d 53 00 00  
Address 0x60: 00 00 00 00 00 00 31 30 31 ff ff ff ff ff ff ff  
Address 0x70: ff ff ff 2a 00 00 00 00 00 00 00 00 00 00 00 00

PSM 0                    REV 03    740-045234    1EFA3220433            DC Power Dist Module

Jedec Code:    0x7fb0                    EEPROM Version:    0x02  
P/N:            740-045234                    S/N:                1EFA3220433  
Assembly ID:   0x047b                    Assembly Version:   01.03

```

Date:          05-30-2013      Assembly Flags:    0x00
Version:       REV 03          CLEI Code:         IPUPAJSKAA
ID: DC Power Dist Module      FRU Model Number:  MX2000-PDM-DC-S
Board Information Record:
Address 0x00: ff ff ff ff ff ff ff ff ff ff ff ff ff ff ff ff
I2C Hex Data:
Address 0x00: 7f b0 02 ff 04 7b 01 03 52 45 56 20 30 33 00 00
Address 0x10: 00 00 00 00 37 34 30 2d 30 34 35 32 33 34 00 00
Address 0x20: 31 45 46 41 33 32 32 30 34 33 33 00 00 1e 05 07
Address 0x30: dd ff ff ff ff ff ff ff ff ff ff ff ff ff ff ff
Address 0x40: ff ff ff ff 01 49 50 55 50 41 4a 53 4b 41 41 4d
Address 0x50: 58 32 30 30 30 2d 50 44 4d 2d 44 43 2d 53 00 00
Address 0x60: 00 00 00 00 00 00 00 31 30 33 ff ff ff ff ff ff
Address 0x70: ff ff ff 1d 00 00 00 00 00 00 00 00 00 00 00 00
PDM 1          REV 03      740-045234      1EFA3220425      DC Power Dist Module
Jedec Code:    0x7fb0      EEPROM Version:    0x02
P/N:           740-045234  S/N:              1EFA3220425
Assembly ID:   0x047b      Assembly Version:  01.03
Date:          05-30-2013  Assembly Flags:    0x00
Version:       REV 03      CLEI Code:         IPUPAJSKAA
ID: DC Power Dist Module  FRU Model Number:  MX2000-PDM-DC-S
Board Information Record:
Address 0x00: ff ff ff ff ff ff ff ff ff ff ff ff ff ff ff ff
..

```

#### show chassis hardware (MX2020 Router)

```

user@host > show chassis hardware
Hardware inventory:
Item          Version  Part number  Serial number  Description
Chassis                               JN11E2227AFJ  MX2020
Midplane      REV 27   750-040240   ABAB9384      Lower Power Midplane
Midplane 1    REV 04   711-032386   ABAB9386      Upper Backplane
PMP 1         REV 05   711-032428   ACAJ1579      Upper Power Midplane
PMP 0         REV 04   711-032426   ACAJ1524      Lower Power Midplane
FPM Board     REV 06   760-040242   ABBT8837      Front Panel Display
PSM 0         REV 01   740-045050   1E022240056   DC 52V Power Supply
Module
PSM 1         REV 01   740-045050   1E022240054   DC 52V Power Supply
Module
PSM 2         REV 01   740-045050   1E02224005H   DC 52V Power Supply
Module
PSM 3         REV 01   740-045050   1E022240053   DC 52V Power Supply
Module
PSM 4         REV 01   740-045050   1E02224004K   DC 52V Power Supply
Module
PSM 7         REV 01   740-045050   1E02224006W   DC 52V Power Supply
Module
PSM 8         REV 01   740-045050   1E022240062   DC 52V Power Supply
Module
PSM 9         REV 01   740-045050   1E02224005B   DC 52V Power Supply
Module
PSM 10        REV 01   740-045050   1E02224005A   DC 52V Power Supply
Module
PSM 11        REV 01   740-045050   1E022240052   DC 52V Power Supply
Module
PSM 12        REV 01   740-045050   1E022240051   DC 52V Power Supply
Module
PSM 13        REV 01   740-045050   1E022240058   DC 52V Power Supply
Module
PSM 14        REV 01   740-045050   1E02224004L   DC 52V Power Supply

```

Module				
PSM 15	REV 01	740-045050	1E02224005M	DC 52V Power Supply
Module				
PSM 16	REV 01	740-045050	1E02224006S	DC 52V Power Supply
Module				
PSM 17	REV 01	740-045050	1E02224005Z	DC 52V Power Supply
Module				
PDM 0	REV 01	740-045234	1E012150033	DC Power Dist Module
PDM 1	REV 01	740-045234	1E012150027	DC Power Dist Module
PDM 2	REV 01	740-045234	1E012150028	DC Power Dist Module
PDM 3	REV 01	740-045234	1E012150045	DC Power Dist Module
Routing Engine 0	REV 02	740-041821	9009089704	RE-S-1800x4
Routing Engine 1	REV 02	740-041821	9009094138	RE-S-1800x4
CB 0	REV 14	750-040257	CAAF8430	Control Board
CB 1	REV 08	750-040257	CAAB3482	Control Board
SPMB 0	REV 01	711-041855	ZS2290	PMB Board
SPMB 1	REV 02	711-041855	CAA6141	PMB Board
SFB 0	REV 03	711-044466	ABBV6789	Switch Fabric Board
SFB 1	REV 05	711-044466	ABBX5666	Switch Fabric Board
SFB 2	REV 05	711-044466	ABBX5678	Switch Fabric Board
SFB 3	REV 05	711-044466	ABBX5687	Switch Fabric Board
SFB 4	REV 05	711-044466	ABBX5609	Switch Fabric Board
SFB 5	REV 05	711-044466	ABBX5675	Switch Fabric Board
SFB 6	REV 03	711-044466	ABBV6805	Switch Fabric Board
SFB 7	REV 05	711-044466	ABBX5701	Switch Fabric Board
FPC 0	REV 30	750-028467	ABBN0284	MPC 3D 16x 10GE
CPU	REV 10	711-029089	ABBN0507	AMPC PMB
PIC 0		BUILTIN	BUILTIN	4x 10GE(LAN) SFP+
Xcvr 0	REV 01	740-030658	B11E00990	SFP+-10G-USR
Xcvr 1	REV 01	740-030658	B11E04357	SFP+-10G-USR
Xcvr 2	REV 01	740-030658	B11F01327	SFP+-10G-USR
Xcvr 3	REV 01	740-030658	B11E04375	SFP+-10G-USR
PIC 1		BUILTIN	BUILTIN	4x 10GE(LAN) SFP+
Xcvr 0	REV 01	740-030658	B11E02760	SFP+-10G-USR
Xcvr 1	REV 01	740-030658	B11E02904	SFP+-10G-USR
Xcvr 2	REV 01	740-030658	B11E03963	SFP+-10G-USR
Xcvr 3	REV 01	740-030658	B11E00756	SFP+-10G-USR
PIC 2		BUILTIN	BUILTIN	4x 10GE(LAN) SFP+
Xcvr 0	REV 01	740-030658	B11E04418	SFP+-10G-USR
Xcvr 1	REV 01	740-030658	B11E01077	SFP+-10G-USR
Xcvr 2	REV 01	740-030658	B11E01128	SFP+-10G-USR
Xcvr 3	REV 01	740-030658	B11F01253	SFP+-10G-USR
PIC 3		BUILTIN	BUILTIN	4x 10GE(LAN) SFP+
Xcvr 0	REV 01	740-030658	B11E01140	SFP+-10G-USR
Xcvr 1	REV 01	740-030658	B11F01626	SFP+-10G-USR
Xcvr 2	REV 01	740-030658	B11E01075	SFP+-10G-USR
Xcvr 3	REV 01	740-030658	B11E01177	SFP+-10G-USR
FPC 1	REV 30	750-028467	ABBN0208	MPC 3D 16x 10GE
CPU	REV 10	711-029089	ABBJ1084	AMPC PMB
PIC 0		BUILTIN	BUILTIN	4x 10GE(LAN) SFP+
Xcvr 0	REV 01	740-030658	B11E04745	SFP+-10G-USR
Xcvr 1	REV 01	740-030658	B11F01570	SFP+-10G-USR
Xcvr 2	REV 01	740-030658	B11E04388	SFP+-10G-USR
Xcvr 3	REV 01	740-030658	B11F01439	SFP+-10G-USR
PIC 1		BUILTIN	BUILTIN	4x 10GE(LAN) SFP+
Xcvr 0	REV 01	740-030658	B11E04739	SFP+-10G-USR
Xcvr 1	REV 01	740-030658	B11F01869	SFP+-10G-USR
Xcvr 2	REV 01	740-030658	B11F01675	SFP+-10G-USR
Xcvr 3	REV 01	740-030658	B11F01901	SFP+-10G-USR
PIC 2		BUILTIN	BUILTIN	4x 10GE(LAN) SFP+
Xcvr 0	REV 01	740-030658	B11F01346	SFP+-10G-USR

Xcvr 1	REV 01	740-030658	B11F01288	SFP+-10G-USR
Xcvr 2	REV 01	740-030658	B11F01824	SFP+-10G-USR
Xcvr 3	REV 01	740-030658	B11E04312	SFP+-10G-USR
PIC 3		BUILTIN	BUILTIN	4x 10GE(LAN) SFP+
Xcvr 0	REV 01	740-030658	B11E02811	SFP+-10G-USR
Xcvr 1	REV 01	740-030658	B11E03847	SFP+-10G-USR
Xcvr 2	REV 01	740-030658	B11F01495	SFP+-10G-USR
Xcvr 3	REV 01	740-030658	B11F01265	SFP+-10G-USR
FPC 2	REV 30	750-028467	ZM5111	MPC 3D 16x 10GE
CPU	REV 10	711-029089	ZP6607	AMPC PMB
PIC 0		BUILTIN	BUILTIN	4x 10GE(LAN) SFP+
Xcvr 0	REV 01	740-031980	AK80LJA	SFP+-10G-SR
Xcvr 1	REV 01	740-031980	AK80MFZ	SFP+-10G-SR
Xcvr 2	REV 01	740-031980	AK80NKL	SFP+-10G-SR
Xcvr 3	REV 01	740-031980	AK80KF4	SFP+-10G-SR
PIC 1		BUILTIN	BUILTIN	4x 10GE(LAN) SFP+
Xcvr 0	REV 01	740-031980	AK80FBJ	SFP+-10G-SR
Xcvr 1	REV 01	740-031980	AK80MM2	SFP+-10G-SR
Xcvr 2	REV 01	740-031980	AK80LJV	SFP+-10G-SR
Xcvr 3	REV 01	740-031980	AK80NXV	SFP+-10G-SR
PIC 2		BUILTIN	BUILTIN	4x 10GE(LAN) SFP+
Xcvr 0	REV 01	740-031980	AK80N1H	SFP+-10G-SR
Xcvr 1	REV 01	740-031980	AK80NLS	SFP+-10G-SR
Xcvr 2	REV 01	740-031980	AK80FL5	SFP+-10G-SR
Xcvr 3	REV 01	740-031980	AK80NL9	SFP+-10G-SR
PIC 3		BUILTIN	BUILTIN	4x 10GE(LAN) SFP+
Xcvr 0	REV 01	740-031980	AK80NG2	SFP+-10G-SR
Xcvr 1	REV 01	740-031980	AK80KDU	SFP+-10G-SR
Xcvr 2	REV 01	740-031980	AK80MG1	SFP+-10G-SR
Xcvr 3	REV 01	740-031980	AK80MM0	SFP+-10G-SR
FPC 3	REV 30	750-028467	ABBN0302	MPC 3D 16x 10GE
CPU	REV 10	711-029089	ABBN0495	AMPC PMB
PIC 0		BUILTIN	BUILTIN	4x 10GE(LAN) SFP+
Xcvr 0	REV 01	740-030658	B11F01581	SFP+-10G-USR
Xcvr 1	REV 01	740-030658	B11E01176	SFP+-10G-USR
Xcvr 2	REV 01	740-030658	B11F01251	SFP+-10G-USR
Xcvr 3	REV 01	740-030658	B11E02752	SFP+-10G-USR
PIC 1		BUILTIN	BUILTIN	4x 10GE(LAN) SFP+
Xcvr 0	REV 01	740-030658	B11E00786	SFP+-10G-USR
Xcvr 1	REV 01	740-030658	B11E01020	SFP+-10G-USR
Xcvr 2	REV 01	740-030658	B11E01023	SFP+-10G-USR
Xcvr 3	REV 01	740-030658	B11E02819	SFP+-10G-USR
PIC 2		BUILTIN	BUILTIN	4x 10GE(LAN) SFP+
Xcvr 0	REV 01	740-030658	B11E02812	SFP+-10G-USR
Xcvr 1	REV 01	740-030658	B11D04437	SFP+-10G-USR
Xcvr 2	REV 01	740-030658	B11F01279	SFP+-10G-USR
Xcvr 3	REV 01	740-030658	B11F01333	SFP+-10G-USR
PIC 3		BUILTIN	BUILTIN	4x 10GE(LAN) SFP+
Xcvr 0	REV 01	740-030658	B11E00978	SFP+-10G-USR
Xcvr 1	REV 01	740-030658	B11E01018	SFP+-10G-USR
Xcvr 2	REV 01	740-030658	B11F01784	SFP+-10G-USR
Xcvr 3	REV 01	740-031980	AK80NKP	SFP+-10G-SR
FPC 4	REV 30	750-028467	ABBN0308	MPC 3D 16x 10GE
CPU	REV 10	711-029089	ABBN1095	AMPC PMB
PIC 0		BUILTIN	BUILTIN	4x 10GE(LAN) SFP+
Xcvr 0	REV 01	740-030658	B11E04305	SFP+-10G-USR
Xcvr 1	REV 01	740-030658	B11E01147	SFP+-10G-USR
Xcvr 2	REV 01	740-030658	B11E01195	SFP+-10G-USR
Xcvr 3	REV 01	740-030658	B11F01743	SFP+-10G-USR
PIC 1		BUILTIN	BUILTIN	4x 10GE(LAN) SFP+
Xcvr 0	REV 01	740-030658	B11F01892	SFP+-10G-USR

Xcvr 1	REV 01	740-030658	B11E02880	SFP+-10G-USR
Xcvr 2	REV 01	740-030658	B11E00725	SFP+-10G-USR
Xcvr 3	REV 01	740-030658	B11E01057	SFP+-10G-USR
PIC 2		BUILTIN	BUILTIN	4x 10GE(LAN) SFP+
Xcvr 0	REV 01	740-030658	B11E02816	SFP+-10G-USR
Xcvr 1	REV 01	740-030658	B11C04501	SFP+-10G-USR
Xcvr 2	REV 01	740-030658	B11E02764	SFP+-10G-USR
Xcvr 3	REV 01	740-030658	B11E00789	SFP+-10G-USR
PIC 3		BUILTIN	BUILTIN	4x 10GE(LAN) SFP+
Xcvr 0	REV 01	740-030658	B11F01250	SFP+-10G-USR
Xcvr 1	REV 01	740-030658	B11E02847	SFP+-10G-USR
Xcvr 2	REV 01	740-030658	B11E00787	SFP+-10G-USR
Xcvr 3	REV 01	740-030658	B11E03803	SFP+-10G-USR
FPC 5	REV 30	750-028467	ABBN0316	MPC 3D 16x 10GE
CPU	REV 10	711-029089	ABB11082	AMPC PMB
PIC 0		BUILTIN	BUILTIN	4x 10GE(LAN) SFP+
Xcvr 0	REV 01	740-031980	B11K00523	SFP+-10G-SR
Xcvr 1	REV 01	740-031980	B11K01848	SFP+-10G-SR
Xcvr 2	REV 01	740-031980	B11K01865	SFP+-10G-SR
Xcvr 3	REV 01	740-031980	B11K00540	SFP+-10G-SR
PIC 1		BUILTIN	BUILTIN	4x 10GE(LAN) SFP+
Xcvr 0	REV 01	740-031980	B11K00422	SFP+-10G-SR
Xcvr 1	REV 01	740-031980	B11K00428	SFP+-10G-SR
Xcvr 2	REV 01	740-031980	B11K00423	SFP+-10G-SR
Xcvr 3	REV 01	740-031980	B11K01855	SFP+-10G-SR
PIC 2		BUILTIN	BUILTIN	4x 10GE(LAN) SFP+
Xcvr 0	REV 01	740-031980	B11K01847	SFP+-10G-SR
Xcvr 1	REV 01	740-031980	B11K00526	SFP+-10G-SR
Xcvr 2	REV 01	740-031980	B11K00529	SFP+-10G-SR
Xcvr 3	REV 01	740-031980	B11K00525	SFP+-10G-SR
PIC 3		BUILTIN	BUILTIN	4x 10GE(LAN) SFP+
Xcvr 0	REV 01	740-031980	B11K00425	SFP+-10G-SR
Xcvr 1	REV 01	740-031980	B11K00530	SFP+-10G-SR
Xcvr 2	REV 01	740-031980	B11K01851	SFP+-10G-SR
Xcvr 3	REV 01	740-031980	B11K00528	SFP+-10G-SR
FPC 6	REV 32	750-028467	ABBN6832	MPC 3D 16x 10GE
CPU	REV 10	711-029089	ABBK6534	AMPC PMB
PIC 0		BUILTIN	BUILTIN	4x 10GE(LAN) SFP+
Xcvr 0	REV 01	740-031980	AK80MB4	SFP+-10G-SR
Xcvr 1	REV 01	740-031980	AK80FQ6	SFP+-10G-SR
Xcvr 2	REV 01	740-031980	AK80N1F	SFP+-10G-SR
Xcvr 3	REV 01	740-031980	AK80NLQ	SFP+-10G-SR
PIC 1		BUILTIN	BUILTIN	4x 10GE(LAN) SFP+
Xcvr 0	REV 01	740-031980	AK80KDR	SFP+-10G-SR
Xcvr 1	REV 01	740-031980	AK80FGJ	SFP+-10G-SR
Xcvr 2	REV 01	740-031980	AK80N5G	SFP+-10G-SR
Xcvr 3	REV 01	740-031980	AK80KD8	SFP+-10G-SR
PIC 2		BUILTIN	BUILTIN	4x 10GE(LAN) SFP+
Xcvr 0	REV 01	740-031980	AK80LET	SFP+-10G-SR
Xcvr 1	REV 01	740-031980	AK80N1X	SFP+-10G-SR
Xcvr 2	REV 01	740-031980	AK80NRF	SFP+-10G-SR
Xcvr 3	REV 01	740-031980	AK80NL2	SFP+-10G-SR
PIC 3		BUILTIN	BUILTIN	4x 10GE(LAN) SFP+
Xcvr 0	REV 01	740-031980	AK80N3D	SFP+-10G-SR
Xcvr 1	REV 01	740-031980	AK80MRB	SFP+-10G-SR
Xcvr 2	REV 01	740-031980	AK80LEQ	SFP+-10G-SR
Xcvr 3	REV 01	740-031980	AK80LER	SFP+-10G-SR
FPC 7	REV 32	750-028467	ABBN6811	MPC 3D 16x 10GE
CPU	REV 10	711-029089	ABBN7288	AMPC PMB
PIC 0		BUILTIN	BUILTIN	4x 10GE(LAN) SFP+
Xcvr 0	REV 01	740-031980	AK80NK8	SFP+-10G-SR



Xcvr 1	REV 01	740-031980	AK80LJG	SFP+-10G-SR
Xcvr 2	REV 01	740-031980	AK80LBU	SFP+-10G-SR
Xcvr 3	REV 01	740-031980	AK80N21	SFP+-10G-SR
PIC 1		BUILTIN	BUILTIN	4x 10GE(LAN) SFP+
Xcvr 0	REV 01	740-031980	AK80LEU	SFP+-10G-SR
Xcvr 1	REV 01	740-031980	AK80NLM	SFP+-10G-SR
Xcvr 2	REV 01	740-031980	AK80NL6	SFP+-10G-SR
Xcvr 3	REV 01	740-031980	AK80LES	SFP+-10G-SR
PIC 2		BUILTIN	BUILTIN	4x 10GE(LAN) SFP+
Xcvr 0	REV 01	740-031980	AK80LEN	SFP+-10G-SR
Xcvr 1	REV 01	740-031980	AK80ME0	SFP+-10G-SR
Xcvr 2	REV 01	740-031980	AK80LMG	SFP+-10G-SR
Xcvr 3	REV 01	740-031980	AK80MM1	SFP+-10G-SR
PIC 3		BUILTIN	BUILTIN	4x 10GE(LAN) SFP+
Xcvr 0	REV 01	740-031980	AK80MG7	SFP+-10G-SR
Xcvr 1	REV 01	740-031980	AK80KF9	SFP+-10G-SR
Xcvr 2	REV 01	740-031980	AK80NRQ	SFP+-10G-SR
Xcvr 3	REV 01	740-031980	AK80NLE	SFP+-10G-SR
FPC 8	REV 23	750-028467	YN2977	MPC 3D 16x 10GE
CPU	REV 10	711-029089	YP1856	AMPC PMB
PIC 0		BUILTIN	BUILTIN	4x 10GE(LAN) SFP+
Xcvr 0	REV 01	740-031980	183363A00875	SFP+-10G-SR
Xcvr 1	REV 01	740-031980	183363A00851	SFP+-10G-SR
Xcvr 2	REV 01	740-031980	183363A00772	SFP+-10G-SR
Xcvr 3	REV 01	740-031980	183363A00882	SFP+-10G-SR
PIC 1		BUILTIN	BUILTIN	4x 10GE(LAN) SFP+
Xcvr 0	REV 01	740-031980	183363A00735	SFP+-10G-SR
Xcvr 1	REV 01	740-031980	183363A00169	SFP+-10G-SR
Xcvr 2	REV 01	740-031980	183363A00726	SFP+-10G-SR
Xcvr 3	REV 01	740-031980	183363A00077	SFP+-10G-SR
PIC 2		BUILTIN	BUILTIN	4x 10GE(LAN) SFP+
Xcvr 0	REV 01	740-031980	183363A00168	SFP+-10G-SR
Xcvr 1	REV 01	740-031980	183363A00676	SFP+-10G-SR
Xcvr 2	REV 01	740-031980	183363A00732	SFP+-10G-SR
Xcvr 3	REV 01	740-031980	183363A00091	SFP+-10G-SR
PIC 3		BUILTIN	BUILTIN	4x 10GE(LAN) SFP+
Xcvr 0	REV 01	740-031980	183363A00725	SFP+-10G-SR
Xcvr 1	REV 01	740-031980	183363A00642	SFP+-10G-SR
Xcvr 2	REV 01	740-031980	183363A00871	SFP+-10G-SR
Xcvr 3	REV 01	740-031980	183363A00853	SFP+-10G-SR
FPC 9	REV 32	750-028467	ABBN6798	MPC 3D 16x 10GE
CPU	REV 10	711-029089	ABBK6556	AMPC PMB
PIC 0		BUILTIN	BUILTIN	4x 10GE(LAN) SFP+
Xcvr 0	REV 01	740-021308	9ZDZ06A00055	SFP+-10G-SR
Xcvr 1	REV 01	740-031980	183363A00239	SFP+-10G-SR
Xcvr 2	REV 01	740-021308	AD0915E003K	SFP+-10G-SR
Xcvr 3	REV 01	740-021308	AD0915E003A	SFP+-10G-SR
PIC 1		BUILTIN	BUILTIN	4x 10GE(LAN) SFP+
Xcvr 0	REV 01	740-031980	AK80MRC	SFP+-10G-SR
Xcvr 1	REV 01	740-031980	AK80NL5	SFP+-10G-SR
Xcvr 2	REV 01	740-031980	AK80NKN	SFP+-10G-SR
Xcvr 3	REV 01	740-031980	AK80N3U	SFP+-10G-SR
PIC 2		BUILTIN	BUILTIN	4x 10GE(LAN) SFP+
Xcvr 0	REV 01	740-031980	AK80N1T	SFP+-10G-SR
Xcvr 1	REV 01	740-031980	AJ808DJ	SFP+-10G-SR
Xcvr 2	REV 01	740-031980	AK80NG4	SFP+-10G-SR
Xcvr 3	REV 01	740-031980	AK80FND	SFP+-10G-SR
PIC 3		BUILTIN	BUILTIN	4x 10GE(LAN) SFP+
Xcvr 0	REV 01	740-031980	AK80FKQ	SFP+-10G-SR
Xcvr 1	REV 01	740-031980	AK80NLT	SFP+-10G-SR
Xcvr 2	REV 01	740-031980	AK80NKR	SFP+-10G-SR

Xcvr 3	REV 01	740-031980	AK80LKM	SFP+-10G-SR
FPC 10	REV 32	750-028467	ABBN6813	MPC 3D 16x 10GE
CPU	REV 10	711-029089	ABBK6542	AMPC PMB
PIC 0		BUILTIN	BUILTIN	4x 10GE(LAN) SFP+
Xcvr 0	REV 01	740-031980	AK80NA3	SFP+-10G-SR
Xcvr 1	REV 01	740-031980	AK80NLF	SFP+-10G-SR
Xcvr 2	REV 01	740-031980	AK80MRH	SFP+-10G-SR
Xcvr 3	REV 01	740-031980	AK80KE4	SFP+-10G-SR
PIC 1		BUILTIN	BUILTIN	4x 10GE(LAN) SFP+
Xcvr 0	REV 01	740-021308	973152A00030	SFP+-10G-SR
Xcvr 1	REV 01	740-031980	AK80L9H	SFP+-10G-SR
Xcvr 2	REV 01	740-031980	AK80ME8	SFP+-10G-SR
Xcvr 3	REV 01	740-031980	AK80NLR	SFP+-10G-SR
PIC 2		BUILTIN	BUILTIN	4x 10GE(LAN) SFP+
Xcvr 0	REV 01	740-031980	AK80NG1	SFP+-10G-SR
Xcvr 1	REV 01	740-031980	AK80MCA	SFP+-10G-SR
Xcvr 2	REV 01	740-031980	AK80LFC	SFP+-10G-SR
Xcvr 3	REV 01	740-031980	AK80LEM	SFP+-10G-SR
PIC 3		BUILTIN	BUILTIN	4x 10GE(LAN) SFP+
Xcvr 0	REV 01	740-031980	AK80N9X	SFP+-10G-SR
Xcvr 1	REV 01	740-031980	AK80LAC	SFP+-10G-SR
Xcvr 2	REV 01	740-031980	AK80LF2	SFP+-10G-SR
Xcvr 3	REV 01	740-031980	AK80N8T	SFP+-10G-SR
FPC 11	REV 30	750-028467	ABBN0281	MPC 3D 16x 10GE
CPU	REV 10	711-029089	ABBN0526	AMPC PMB
PIC 0		BUILTIN	BUILTIN	4x 10GE(LAN) SFP+
Xcvr 0	REV 01	740-030658	B11F01326	SFP+-10G-USR
Xcvr 1	REV 01	740-030658	B11E03973	SFP+-10G-USR
Xcvr 2	REV 01	740-030658	B11E00950	SFP+-10G-USR
Xcvr 3	REV 01	740-030658	B11E00674	SFP+-10G-USR
PIC 1		BUILTIN	BUILTIN	4x 10GE(LAN) SFP+
Xcvr 0	REV 01	740-030658	B11E00775	SFP+-10G-USR
Xcvr 1	REV 01	740-030658	B11E04461	SFP+-10G-USR
Xcvr 2	REV 01	740-030658	B11E01074	SFP+-10G-USR
Xcvr 3	REV 01	740-030658	B11E02821	SFP+-10G-USR
PIC 2		BUILTIN	BUILTIN	4x 10GE(LAN) SFP+
Xcvr 0	REV 01	740-030658	B11E04501	SFP+-10G-USR
Xcvr 1	REV 01	740-030658	B11E00757	SFP+-10G-USR
Xcvr 2	REV 01	740-030658	B11F01623	SFP+-10G-USR
Xcvr 3	REV 01	740-030658	B11E01022	SFP+-10G-USR
PIC 3		BUILTIN	BUILTIN	4x 10GE(LAN) SFP+
Xcvr 0	REV 01	740-030658	B11E04359	SFP+-10G-USR
Xcvr 1	REV 01	740-030658	B11E02751	SFP+-10G-USR
Xcvr 2	REV 01	740-030658	B11E02736	SFP+-10G-USR
Xcvr 3	REV 01	740-030658	B11E01178	SFP+-10G-USR
FPC 12	REV 32	750-028467	ABBN6796	MPC 3D 16x 10GE
CPU	REV 10	711-029089	ABBN7259	AMPC PMB
PIC 0		BUILTIN	BUILTIN	4x 10GE(LAN) SFP+
Xcvr 0	REV 01	740-031980	B11K01856	SFP+-10G-SR
Xcvr 1	REV 01	740-031980	B11K01853	SFP+-10G-SR
Xcvr 2	REV 01	740-031980	B11K01863	SFP+-10G-SR
Xcvr 3	REV 01	740-031980	163363A02863	SFP+-10G-SR
PIC 1		BUILTIN	BUILTIN	4x 10GE(LAN) SFP+
Xcvr 0	REV 01	740-031980	163363A02668	SFP+-10G-SR
Xcvr 1	REV 01	740-031980	163363A02881	SFP+-10G-SR
Xcvr 2	REV 01	740-031980	163363A01671	SFP+-10G-SR
Xcvr 3	REV 01	740-031980	163363A02627	SFP+-10G-SR
PIC 2		BUILTIN	BUILTIN	4x 10GE(LAN) SFP+
Xcvr 0	REV 01	740-031980	163363A02725	SFP+-10G-SR
Xcvr 1	REV 01	740-031980	163363A02692	SFP+-10G-SR
Xcvr 2	REV 01	740-031980	163363A02730	SFP+-10G-SR

Xcvr 3	REV 01	740-031980	163363A03081	SFP+-10G-SR
PIC 3		BUILTIN	BUILTIN	4x 10GE(LAN) SFP+
Xcvr 0	REV 01	740-031980	163363A02736	SFP+-10G-SR
Xcvr 1	REV 01	740-031980	163363A02568	SFP+-10G-SR
Xcvr 2	REV 01	740-031980	163363A02747	SFP+-10G-SR
Xcvr 3	REV 01	740-031980	163363A02579	SFP+-10G-SR
FPC 13	REV 30	750-028467	ABBN0270	MPC 3D 16x 10GE
CPU	REV 10	711-029089	ABBJ0966	AMPC PMB
PIC 0		BUILTIN	BUILTIN	4x 10GE(LAN) SFP+
Xcvr 0	REV 01	740-031980	AK80NL1	SFP+-10G-SR
Xcvr 1	REV 01	740-031980	AK80NXW	SFP+-10G-SR
Xcvr 2	REV 01	740-031980	AK80KD2	SFP+-10G-SR
Xcvr 3	REV 01	740-031980	AK80FMD	SFP+-10G-SR
PIC 1		BUILTIN	BUILTIN	4x 10GE(LAN) SFP+
Xcvr 0	REV 01	740-031980	AK80NKQ	SFP+-10G-SR
Xcvr 1	REV 01	740-031980	AK80MGH	SFP+-10G-SR
Xcvr 2	REV 01	740-031980	AK80N38	SFP+-10G-SR
Xcvr 3	REV 01	740-031980	AK80NL7	SFP+-10G-SR
PIC 2		BUILTIN	BUILTIN	4x 10GE(LAN) SFP+
Xcvr 0	REV 01	740-031980	AK80LEL	SFP+-10G-SR
Xcvr 1	REV 01	740-031980	AK80NKD	SFP+-10G-SR
Xcvr 2	REV 01	740-031980	AK80KCY	SFP+-10G-SR
Xcvr 3	REV 01	740-031980	AK80LHK	SFP+-10G-SR
PIC 3		BUILTIN	BUILTIN	4x 10GE(LAN) SFP+
Xcvr 0	REV 01	740-031980	AK80M5J	SFP+-10G-SR
Xcvr 1	REV 01	740-031980	AK80MBE	SFP+-10G-SR
Xcvr 2	REV 01	740-031980	AK80NLG	SFP+-10G-SR
Xcvr 3	REV 01	740-031980	AK80LFH	SFP+-10G-SR
FPC 14	REV 32	750-028467	ABBN6790	MPC 3D 16x 10GE
CPU	REV 10	711-029089	ABBK6515	AMPC PMB
PIC 0		BUILTIN	BUILTIN	4x 10GE(LAN) SFP+
Xcvr 0	REV 01	740-031980	AK80LZM	SFP+-10G-SR
Xcvr 1	REV 01	740-031980	AK80MCC	SFP+-10G-SR
Xcvr 2	REV 01	740-031980	AK80KCM	SFP+-10G-SR
Xcvr 3	REV 01	740-031980	AK80KE0	SFP+-10G-SR
PIC 1		BUILTIN	BUILTIN	4x 10GE(LAN) SFP+
Xcvr 0	REV 01	740-021310	C10F99155	SFP+-10G-LRM
Xcvr 1	REV 01	740-021310	C10F99049	SFP+-10G-LRM
Xcvr 2	REV 01	740-021310	C10F99128	SFP+-10G-LRM
Xcvr 3	REV 01	740-021310	C10F99169	SFP+-10G-LRM
PIC 2		BUILTIN	BUILTIN	4x 10GE(LAN) SFP+
Xcvr 0	REV 01	740-031980	AK80LF3	SFP+-10G-SR
Xcvr 1	REV 01	740-031980	163363A02597	SFP+-10G-SR
Xcvr 2	REV 01	740-031980	163363A03060	SFP+-10G-SR
Xcvr 3	REV 01	740-031980	163363A03057	SFP+-10G-SR
PIC 3		BUILTIN	BUILTIN	4x 10GE(LAN) SFP+
Xcvr 0	REV 01	740-031980	AK80LEX	SFP+-10G-SR
Xcvr 1	REV 01	740-031980	AK80FEU	SFP+-10G-SR
Xcvr 2	REV 01	740-031980	AK80FNM	SFP+-10G-SR
Xcvr 3	REV 01	740-021308	AJQQQ5G	SFP+-10G-SR
FPC 15	REV 32	750-028467	ABBN6791	MPC 3D 16x 10GE
CPU	REV 10	711-029089	ABBN7289	AMPC PMB
PIC 0		BUILTIN	BUILTIN	4x 10GE(LAN) SFP+
Xcvr 0	REV 01	740-031980	B11K00424	SFP+-10G-SR
Xcvr 1	REV 01	740-031980	B11K01849	SFP+-10G-SR
Xcvr 2	REV 01	740-031980	B11K01862	SFP+-10G-SR
Xcvr 3	REV 01	740-031980	B11K01852	SFP+-10G-SR
PIC 1		BUILTIN	BUILTIN	4x 10GE(LAN) SFP+
Xcvr 0	REV 01	740-031980	B11K00427	SFP+-10G-SR
Xcvr 1	REV 01	740-031980	B11K00430	SFP+-10G-SR
Xcvr 2	REV 01	740-031980	B11K01854	SFP+-10G-SR

Xcvr 3	REV 01	740-031980	B11K00426	SFP+-10G-SR
PIC 2		BUILTIN	BUILTIN	4x 10GE(LAN) SFP+
Xcvr 0	REV 01	740-031980	B11K00429	SFP+-10G-SR
Xcvr 1	REV 01	740-031980	B11K01864	SFP+-10G-SR
Xcvr 2	REV 01	740-031980	B11K01850	SFP+-10G-SR
Xcvr 3	REV 01	740-031980	B11K00522	SFP+-10G-SR
PIC 3		BUILTIN	BUILTIN	4x 10GE(LAN) SFP+
Xcvr 0	REV 01	740-030658	B11E01144	SFP+-10G-USR
Xcvr 1	REV 01	740-030658	B11E00985	SFP+-10G-USR
Xcvr 2	REV 01	740-030658	B11E00796	SFP+-10G-USR
Xcvr 3	REV 01	740-031980	B11K01866	SFP+-10G-SR
FPC 16	REV 30	750-028467	ABBM4592	MPC 3D 16x 10GE
CPU	REV 10	711-029089	ABBN0465	AMPC PMB
PIC 0		BUILTIN	BUILTIN	4x 10GE(LAN) SFP+
Xcvr 0	REV 01	740-030658	B11F01435	SFP+-10G-USR
Xcvr 1	REV 01	740-030658	B11E01052	SFP+-10G-USR
Xcvr 2	REV 01	740-030658	B11F01328	SFP+-10G-USR
Xcvr 3	REV 01	740-030658	B11F01254	SFP+-10G-USR
PIC 1		BUILTIN	BUILTIN	4x 10GE(LAN) SFP+
Xcvr 0	REV 01	740-030658	B11E02738	SFP+-10G-USR
Xcvr 1	REV 01	740-030658	B11E02881	SFP+-10G-USR
Xcvr 2	REV 01	740-030658	B11F01624	SFP+-10G-USR
Xcvr 3	REV 01	740-030658	B11E00889	SFP+-10G-USR
PIC 2		BUILTIN	BUILTIN	4x 10GE(LAN) SFP+
Xcvr 0	REV 01	740-030658	B11E02883	SFP+-10G-USR
Xcvr 1	REV 01	740-030658	B11E00681	SFP+-10G-USR
Xcvr 2	REV 01	740-030658	B11E04306	SFP+-10G-USR
Xcvr 3	REV 01	740-030658	B11E02813	SFP+-10G-USR
PIC 3		BUILTIN	BUILTIN	4x 10GE(LAN) SFP+
Xcvr 0	REV 01	740-030658	B11F01801	SFP+-10G-USR
Xcvr 1	REV 01	740-030658	B11E02753	SFP+-10G-USR
Xcvr 2	REV 01	740-030658	B11E01156	SFP+-10G-USR
Xcvr 3	REV 01	740-030658	B11E04324	SFP+-10G-USR
FPC 17	REV 32	750-028467	ABBN6810	MPC 3D 16x 10GE
CPU	REV 10	711-029089	ABBN7237	AMPC PMB
PIC 0		BUILTIN	BUILTIN	4x 10GE(LAN) SFP+
Xcvr 0	REV 01	740-031980	163363A02638	SFP+-10G-SR
Xcvr 1	REV 01	740-031980	163363A02082	SFP+-10G-SR
Xcvr 2	REV 01	740-031980	163363A01674	SFP+-10G-SR
Xcvr 3	REV 01	740-031980	163363A03058	SFP+-10G-SR
PIC 1		BUILTIN	BUILTIN	4x 10GE(LAN) SFP+
Xcvr 0	REV 01	740-031980	163363A03048	SFP+-10G-SR
Xcvr 1	REV 01	740-031980	163363A02729	SFP+-10G-SR
Xcvr 2	REV 01	740-031980	163363A02566	SFP+-10G-SR
Xcvr 3	REV 01	740-031980	163363A02567	SFP+-10G-SR
PIC 2		BUILTIN	BUILTIN	4x 10GE(LAN) SFP+
Xcvr 0	REV 01	740-031980	163363A02878	SFP+-10G-SR
Xcvr 1	REV 01	740-031980	163363A02739	SFP+-10G-SR
Xcvr 2	REV 01	740-031980	163363A01959	SFP+-10G-SR
Xcvr 3	REV 01	740-031980	163363A02660	SFP+-10G-SR
PIC 3		BUILTIN	BUILTIN	4x 10GE(LAN) SFP+
Xcvr 0	REV 01	740-031980	163363A02731	SFP+-10G-SR
Xcvr 1	REV 01	740-031980	163363A02588	SFP+-10G-SR
Xcvr 2	REV 01	740-031980	163363A02673	SFP+-10G-SR
Xcvr 3	REV 01	740-031980	163363A02654	SFP+-10G-SR
FPC 18	REV 30	750-028467	ABBM4739	MPC 3D 16x 10GE
CPU	REV 10	711-029089	ABBN0487	AMPC PMB
PIC 0		BUILTIN	BUILTIN	4x 10GE(LAN) SFP+
Xcvr 0	REV 01	740-031980	163363A02569	SFP+-10G-SR
Xcvr 1	REV 01	740-031980	163363A02886	SFP+-10G-SR
Xcvr 2	REV 01	740-031980	163363A03082	SFP+-10G-SR

Xcvr 3	REV 01	740-031980	133363A00297	SFP+-10G-SR
PIC 1		BUILTIN	BUILTIN	4x 10GE(LAN) SFP+
Xcvr 0	REV 01	740-031980	163363A02726	SFP+-10G-SR
Xcvr 1	REV 01	740-031980	163363A03050	SFP+-10G-SR
Xcvr 2	REV 01	740-031980	163363A02884	SFP+-10G-SR
Xcvr 3	REV 01	740-031980	163363A03076	SFP+-10G-SR
PIC 2		BUILTIN	BUILTIN	4x 10GE(LAN) SFP+
Xcvr 0	REV 01	740-031980	163363A02581	SFP+-10G-SR
Xcvr 1	REV 01	740-031980	163363A02873	SFP+-10G-SR
Xcvr 2	REV 01	740-031980	163363A02582	SFP+-10G-SR
Xcvr 3	REV 01	740-031980	163363A03083	SFP+-10G-SR
PIC 3		BUILTIN	BUILTIN	4x 10GE(LAN) SFP+
Xcvr 0	REV 01	740-031981	UL70BU6	SFP+-10G-LR
Xcvr 1	REV 01	740-031981	UL50QC6	SFP+-10G-LR
Xcvr 2	REV 01	740-031981	UL708N6	SFP+-10G-LR
Xcvr 3	REV 01	740-031981	UL603KK	SFP+-10G-LR
FPC 19	REV 32	750-028467	ABBN6827	MPC 3D 16x 10GE
CPU	REV 10	711-029089	ABBK6508	AMPC PMB
PIC 0		BUILTIN	BUILTIN	4x 10GE(LAN) SFP+
Xcvr 0	REV 01	740-031980	163363A01688	SFP+-10G-SR
Xcvr 1	REV 01	740-031980	163363A01724	SFP+-10G-SR
Xcvr 2	REV 01	740-031980	163363A01773	SFP+-10G-SR
Xcvr 3	REV 01	740-031980	163363A02593	SFP+-10G-SR
PIC 1		BUILTIN	BUILTIN	4x 10GE(LAN) SFP+
Xcvr 0	REV 01	740-031980	163363A03061	SFP+-10G-SR
Xcvr 1	REV 01	740-031980	163363A03056	SFP+-10G-SR
Xcvr 2	REV 01	740-031980	163363A02669	SFP+-10G-SR
Xcvr 3	REV 01	740-031980	163363A03070	SFP+-10G-SR
PIC 2		BUILTIN	BUILTIN	4x 10GE(LAN) SFP+
Xcvr 0	REV 01	740-031980	163363A02572	SFP+-10G-SR
Xcvr 1	REV 01	740-031980	163363A02697	SFP+-10G-SR
Xcvr 2	REV 01	740-031980	163363A02585	SFP+-10G-SR
Xcvr 3	REV 01	740-031980	163363A03052	SFP+-10G-SR
PIC 3		BUILTIN	BUILTIN	4x 10GE(LAN) SFP+
Xcvr 0	REV 01	740-031980	163363A02591	SFP+-10G-SR
Xcvr 1	REV 01	740-031980	163363A02649	SFP+-10G-SR
Xcvr 2	REV 01	740-031980	163363A02577	SFP+-10G-SR
Xcvr 3	REV 01	740-031980	163363A02698	SFP+-10G-SR
ADC 0	REV 13	750-043596	ABBX5561	Adapter Card
ADC 1	REV 13	750-043596	ABBX5546	Adapter Card
ADC 2	REV 13	750-043596	ABBX5535	Adapter Card
ADC 3	REV 13	750-043596	ABBX5552	Adapter Card
ADC 4	REV 13	750-043596	ABBX5581	Adapter Card
ADC 5	REV 13	750-043596	ABBX5545	Adapter Card
ADC 6	REV 13	750-043596	ABBX5554	Adapter Card
ADC 7	REV 07	750-043596	ABBV7194	Adapter Card
ADC 8	REV 07	750-043596	ABBV7251	Adapter Card
ADC 9	REV 07	750-043596	ABBV7202	Adapter Card
ADC 10	REV 13	750-043596	ABBX5538	Adapter Card
ADC 11	REV 13	750-043596	ABBX5566	Adapter Card
ADC 12	REV 13	750-043596	ABBX5542	Adapter Card
ADC 13	REV 13	750-043596	ABBX5539	Adapter Card
ADC 14	REV 13	750-043596	ABBX5555	Adapter Card
ADC 15	REV 13	750-043596	ABBX5557	Adapter Card
ADC 16	REV 13	750-043596	ABBX5536	Adapter Card
ADC 17	REV 13	750-043596	ABBX5559	Adapter Card
ADC 18	REV 13	750-043596	ABBX5537	Adapter Card
ADC 19	REV 11	750-043596	ABBW5685	Adapter Card
Fan Tray 0	REV 2A	760-046960	ACAY0030	172mm FanTray - 6 Fans
Fan Tray 1	REV 2A	760-046960	ACAY0039	172mm FanTray - 6 Fans

Fan Tray 2	REV 2A	760-046960	ACAY0033	172mm FanTray - 6 Fans
Fan Tray 3	REV 2A	760-046960	ACAY0062	172mm FanTray - 6 Fans

**show chassis hardware detail (MX2020 Router)**

user@host&gt; show chassis hardware detail

Hardware inventory:

Item	Version	Part number	Serial number	Description
Chassis			JN11E2227AFJ	MX2020
Midplane	REV 27	750-040240	ABAB9384	Lower Power Midplane
Midplane 1	REV 04	711-032386	ABAB9386	Upper Backplane
PMP 1	REV 05	711-032428	ACAJ1821	Upper Power Midplane
PMP 0	REV 04	711-032426	ACAJ1524	Lower Power Midplane
FPM Board	REV 06	760-040242	ABBT8837	Front Panel Display
PSM 0	REV 01	740-045050	1E02224006G	DC 52V Power Supply
Module				
PSM 1	REV 01	740-045050	1E022240053	DC 52V Power Supply
Module				
PSM 2	REV 01	740-045050	1E02224004K	DC 52V Power Supply
Module				
PSM 3	REV 01	740-045050	1E022240056	DC 52V Power Supply
Module				
PSM 4	REV 01	740-045050	1E022240054	DC 52V Power Supply
Module				
PSM 5	REV 01	740-045050	1E02224005H	DC 52V Power Supply
Module				
PSM 6	REV 01	740-045050	1E02224006S	DC 52V Power Supply
Module				
PSM 7	REV 01	740-045050	1E02224005M	DC 52V Power Supply
Module				
PSM 8	REV 01	740-045050	1E022240062	DC 52V Power Supply
Module				
PSM 9	REV 03	740-045050	1EDB2350095	DC 52V Power Supply
Module				
PSM 10	REV 03	740-045050	1EDB235009L	DC 52V Power Supply
Module				
PSM 11	REV 03	740-045050	1EDB2350092	DC 52V Power Supply
Module				
PSM 12	REV 03	740-045050	1EDB23500AT	DC 52V Power Supply
Module				
PSM 13	REV 03	740-045050	1EDB2350094	DC 52V Power Supply
Module				
PSM 15	REV 03	740-045050	1EDB235008X	DC 52V Power Supply
Module				
PDM 0	REV 01	740-045234	1E012150033	DC Power Dist Module
PDM 1	REV 01	740-045234	1E012150027	DC Power Dist Module
PDM 2	REV 01	740-045234	1E262250072	DC Power Dist Module
Routing Engine 0	REV 02	740-041821	9009094138	RE-S-1800x4
ad0 3998 MB		Virtium - TuffDisk	VCf3 20110825A021D0000064	Compact Flash
ad1 30533 MB		UGB94ARF32H0S3-KC	UNIGEN-499551-000347	Disk 1
usb0 (addr 1)		EHCI root hub 0	Intel	uhub0
usb0 (addr 2)		product 0x0020 32	vendor 0x8087	uhub1
DIMM 0		SGU04G72H1BD2SA-BB	DIE REV-52 PCB REV-54	MFR ID-ce80
DIMM 1		SGU04G72H1BD2SA-BB	DIE REV-52 PCB REV-54	MFR ID-ce80
DIMM 2		SGU04G72H1BD2SA-BB	DIE REV-52 PCB REV-54	MFR ID-ce80
DIMM 3		SGU04G72H1BD2SA-BB	DIE REV-52 PCB REV-54	MFR ID-ce80
Routing Engine 1	REV 02	740-041821	9009089709	RE-S-1800x4
ad0 3831 MB		UGB30SFA4000T1	SFA4000T1 00000113	Compact Flash
ad1 30533 MB		UGB94ARF32H0S3-KC	UNIGEN-478612-001044	Disk 1
CB 0	REV 08	750-040257	CAAB3482	Control Board
CB 1	REV 04	750-040257	ZT2864	Control Board

SPMB 0	REV 02	711-041855	CAAA6141	PMB Board
SPMB 1	REV 01	711-041855	ZS2275	PMB Board
SFB 0	REV 05	711-044466	ABBT2161	Switch Fabric Board
SFB 1	REV 05	711-044466	ABBT2159	Switch Fabric Board
SFB 2	REV 05	711-044466	ABBX3718	Switch Fabric Board
SFB 3	REV 05	711-044466	ABBT2152	Switch Fabric Board
SFB 4	REV 05	711-044466	ABBT2160	Switch Fabric Board
SFB 5	REV 05	711-044466	ABBT2145	Switch Fabric Board
SFB 6	REV 05	711-044466	ABBT2150	Switch Fabric Board
SFB 7	REV 05	711-044466	ABBT2163	Switch Fabric Board
FPC 0	REV 30	750-028467	ABBN0284	MPC 3D 16x 10GE
CPU	REV 10	711-029089	ABBN0507	AMPC PMB
PIC 0		BUILTIN	BUILTIN	4x 10GE(LAN) SFP+
Xcvr 0	REV 01	740-030658	B11E00990	SFP+-10G-USR
Xcvr 1	REV 01	740-030658	B11E04357	SFP+-10G-USR
Xcvr 2	REV 01	740-030658	B11F01327	SFP+-10G-USR
Xcvr 3	REV 01	740-030658	B11E04375	SFP+-10G-USR
PIC 1		BUILTIN	BUILTIN	4x 10GE(LAN) SFP+
Xcvr 0	REV 01	740-030658	B11E02760	SFP+-10G-USR
Xcvr 1	REV 01	740-030658	B11E02904	SFP+-10G-USR
Xcvr 2	REV 01	740-030658	B11E03963	SFP+-10G-USR
Xcvr 3	REV 01	740-030658	B11E00756	SFP+-10G-USR
PIC 2		BUILTIN	BUILTIN	4x 10GE(LAN) SFP+
Xcvr 0	REV 01	740-030658	B11E04418	SFP+-10G-USR
Xcvr 1	REV 01	740-030658	B11E01077	SFP+-10G-USR
Xcvr 2	REV 01	740-030658	B11E01128	SFP+-10G-USR
Xcvr 3	REV 01	740-030658	B11F01253	SFP+-10G-USR
PIC 3		BUILTIN	BUILTIN	4x 10GE(LAN) SFP+
Xcvr 0	REV 01	740-030658	B11E01140	SFP+-10G-USR
Xcvr 1	REV 01	740-030658	B11F01626	SFP+-10G-USR
Xcvr 2	REV 01	740-030658	B11E01075	SFP+-10G-USR
Xcvr 3	REV 01	740-030658	B11E01177	SFP+-10G-USR
FPC 1	REV 30	750-028467	ABBN0308	MPC 3D 16x 10GE
CPU	REV 10	711-029089	ABBJ1095	AMPC PMB
PIC 0		BUILTIN	BUILTIN	4x 10GE(LAN) SFP+
Xcvr 0	REV 01	740-030658	B11E04305	SFP+-10G-USR
Xcvr 1	REV 01	740-030658	B11E01147	SFP+-10G-USR
Xcvr 2	REV 01	740-030658	B11E01195	SFP+-10G-USR
Xcvr 3	REV 01	740-030658	B11F01743	SFP+-10G-USR
PIC 1		BUILTIN	BUILTIN	4x 10GE(LAN) SFP+
Xcvr 0	REV 01	740-030658	B11F01892	SFP+-10G-USR
Xcvr 1	REV 01	740-030658	B11E02880	SFP+-10G-USR
Xcvr 2	REV 01	740-030658	B11E00725	SFP+-10G-USR
Xcvr 3	REV 01	740-030658	B11E01057	SFP+-10G-USR
PIC 2		BUILTIN	BUILTIN	4x 10GE(LAN) SFP+
Xcvr 0	REV 01	740-030658	B11E02816	SFP+-10G-USR
Xcvr 1	REV 01	740-030658	B11C04501	SFP+-10G-USR
Xcvr 2	REV 01	740-030658	B11E02764	SFP+-10G-USR
Xcvr 3	REV 01	740-030658	B11E00789	SFP+-10G-USR
PIC 3		BUILTIN	BUILTIN	4x 10GE(LAN) SFP+
Xcvr 0	REV 01	740-030658	B11F01250	SFP+-10G-USR
Xcvr 1	REV 01	740-030658	B11E02847	SFP+-10G-USR
Xcvr 2	REV 01	740-030658	B11E00787	SFP+-10G-USR
Xcvr 3	REV 01	740-030658	B11E03803	SFP+-10G-USR
FPC 2	REV 30	750-028467	ABBN0316	MPC 3D 16x 10GE
CPU	REV 10	711-029089	ABBJ1082	AMPC PMB
PIC 0		BUILTIN	BUILTIN	4x 10GE(LAN) SFP+
Xcvr 0	REV 01	740-031980	B11K00523	SFP+-10G-SR
Xcvr 1	REV 01	740-031980	B11K01848	SFP+-10G-SR
Xcvr 2	REV 01	740-031980	B11K01865	SFP+-10G-SR
Xcvr 3	REV 01	740-031980	B11K00540	SFP+-10G-SR

PIC 1			BUILTIN	BUILTIN	4x 10GE(LAN) SFP+
Xcvr 0	REV 01	740-031980	B11K00422	SFP+-10G-SR	
Xcvr 1	REV 01	740-031980	B11K00428	SFP+-10G-SR	
Xcvr 2	REV 01	740-031980	B11K00423	SFP+-10G-SR	
Xcvr 3	REV 01	740-031980	B11K01855	SFP+-10G-SR	
PIC 2			BUILTIN	BUILTIN	4x 10GE(LAN) SFP+
Xcvr 0	REV 01	740-031980	B11K01847	SFP+-10G-SR	
Xcvr 1	REV 01	740-031980	B11K00526	SFP+-10G-SR	
Xcvr 2	REV 01	740-031980	B11K00529	SFP+-10G-SR	
Xcvr 3	REV 01	740-031980	B11K00525	SFP+-10G-SR	
PIC 3			BUILTIN	BUILTIN	4x 10GE(LAN) SFP+
Xcvr 0	REV 01	740-031980	B11K00425	SFP+-10G-SR	
Xcvr 1	REV 01	740-031980	B11K00530	SFP+-10G-SR	
Xcvr 2	REV 01	740-031980	B11K01851	SFP+-10G-SR	
Xcvr 3	REV 01	740-031980	B11K00528	SFP+-10G-SR	
FPC 3	REV 32	750-028467	ABBN6832	MPC 3D 16x 10GE	
CPU	REV 10	711-029089	ABBN6534	AMPC PMB	
PIC 0			BUILTIN	BUILTIN	4x 10GE(LAN) SFP+
Xcvr 0	REV 01	740-031980	AK80MB4	SFP+-10G-SR	
Xcvr 1	REV 01	740-031980	AK80FQ6	SFP+-10G-SR	
Xcvr 2	REV 01	740-031980	AK80N1F	SFP+-10G-SR	
Xcvr 3	REV 01	740-031980	AK80NLQ	SFP+-10G-SR	
PIC 1			BUILTIN	BUILTIN	4x 10GE(LAN) SFP+
Xcvr 0	REV 01	740-031980	AK80KDR	SFP+-10G-SR	
Xcvr 1	REV 01	740-031980	AK80FGJ	SFP+-10G-SR	
Xcvr 2	REV 01	740-031980	AK80N5G	SFP+-10G-SR	
Xcvr 3	REV 01	740-031980	AK80KD8	SFP+-10G-SR	
PIC 2			BUILTIN	BUILTIN	4x 10GE(LAN) SFP+
Xcvr 0	REV 01	740-031980	AK80LET	SFP+-10G-SR	
Xcvr 1	REV 01	740-031980	AK80N1X	SFP+-10G-SR	
Xcvr 2	REV 01	740-031980	AK80NRF	SFP+-10G-SR	
Xcvr 3	REV 01	740-031980	AK80NL2	SFP+-10G-SR	
PIC 3			BUILTIN	BUILTIN	4x 10GE(LAN) SFP+
Xcvr 0	REV 01	740-031980	AK80N3D	SFP+-10G-SR	
Xcvr 1	REV 01	740-031980	AK80MRB	SFP+-10G-SR	
Xcvr 2	REV 01	740-031980	AK80LEQ	SFP+-10G-SR	
Xcvr 3	REV 01	740-031980	AK80LER	SFP+-10G-SR	
FPC 4	REV 32	750-028467	ABBN6811	MPC 3D 16x 10GE	
CPU	REV 10	711-029089	ABBN7288	AMPC PMB	
PIC 0			BUILTIN	BUILTIN	4x 10GE(LAN) SFP+
Xcvr 0	REV 01	740-031980	AK80NK8	SFP+-10G-SR	
Xcvr 1	REV 01	740-031980	AK80LJG	SFP+-10G-SR	
Xcvr 2	REV 01	740-031980	AK80LBU	SFP+-10G-SR	
Xcvr 3	REV 01	740-031980	AK80N21	SFP+-10G-SR	
PIC 1			BUILTIN	BUILTIN	4x 10GE(LAN) SFP+
Xcvr 0	REV 01	740-031980	AK80LEU	SFP+-10G-SR	
Xcvr 1	REV 01	740-031980	AK80NLM	SFP+-10G-SR	
Xcvr 2	REV 01	740-031980	AK80NL6	SFP+-10G-SR	
Xcvr 3	REV 01	740-031980	AK80LES	SFP+-10G-SR	
PIC 2			BUILTIN	BUILTIN	4x 10GE(LAN) SFP+
Xcvr 0	REV 01	740-031980	AK80LEN	SFP+-10G-SR	
Xcvr 1	REV 01	740-031980	AK80ME0	SFP+-10G-SR	
Xcvr 2	REV 01	740-031980	AK80LMG	SFP+-10G-SR	
Xcvr 3	REV 01	740-031980	AK80MM1	SFP+-10G-SR	
PIC 3			BUILTIN	BUILTIN	4x 10GE(LAN) SFP+
Xcvr 0	REV 01	740-031980	AK80MG7	SFP+-10G-SR	
Xcvr 1	REV 01	740-031980	AK80KF9	SFP+-10G-SR	
Xcvr 2	REV 01	740-031980	AK80NRQ	SFP+-10G-SR	
Xcvr 3	REV 01	740-031980	AK80NLE	SFP+-10G-SR	
FPC 5	REV 32	750-028467	ABBN6791	MPC 3D 16x 10GE	
CPU	REV 10	711-029089	ABBN7289	AMPC PMB	



PIC 0			BUILTIN	BUILTIN	4x 10GE(LAN) SFP+
Xcvr 0	REV 01	740-031980	B11K00424	SFP+-10G-SR	
Xcvr 1	REV 01	740-031980	B11K01849	SFP+-10G-SR	
Xcvr 2	REV 01	740-031980	B11K01862	SFP+-10G-SR	
Xcvr 3	REV 01	740-031980	B11K01852	SFP+-10G-SR	
PIC 1			BUILTIN	BUILTIN	4x 10GE(LAN) SFP
Xcvr 0	REV 01	740-031980	B11K00427	SFP+-10G-SR	
Xcvr 1	REV 01	740-031980	B11K00430	SFP+-10G-SR	
Xcvr 2	REV 01	740-031980	B11K01854	SFP+-10G-SR	
Xcvr 3	REV 01	740-031980	B11K00426	SFP+-10G-SR	
PIC 2			BUILTIN	BUILTIN	4x 10GE(LAN) SFP+
Xcvr 0	REV 01	740-031980	B11K00429	SFP+-10G-SR	
Xcvr 1	REV 01	740-031980	B11K01864	SFP+-10G-SR	
Xcvr 2	REV 01	740-031980	B11K01850	SFP+-10G-SR	
Xcvr 3	REV 01	740-031980	B11K00522	SFP+-10G-SR	
PIC 3			BUILTIN	BUILTIN	4x 10GE(LAN) SFP+
Xcvr 0	REV 01	740-030658	B11E01144	SFP+-10G-USR	
Xcvr 1	REV 01	740-030658	B11E00985	SFP+-10G-USR	
Xcvr 2	REV 01	740-030658	B11E00796	SFP+-10G-USR	
Xcvr 3	REV 01	740-031980	B11K01866	SFP+-10G-SR	
FPC 6	REV 30	750-028467	ABBM4592	MPC 3D 16x 10GE	
CPU	REV 10	711-029089	ABBN0465	AMPC PMB	
PIC 0			BUILTIN	BUILTIN	4x 10GE(LAN) SFP+
Xcvr 0	REV 01	740-030658	B11F01435	SFP+-10G-USR	
Xcvr 1	REV 01	740-030658	B11E01052	SFP+-10G-USR	
Xcvr 2	REV 01	740-030658	B11F01328	SFP+-10G-USR	
Xcvr 3	REV 01	740-030658	B11F01254	SFP+-10G-USR	
PIC 1			BUILTIN	BUILTIN	4x 10GE(LAN) SFP+
Xcvr 0	REV 01	740-030658	B11E02738	SFP+-10G-USR	
Xcvr 1	REV 01	740-030658	B11E02881	SFP+-10G-USR	
Xcvr 2	REV 01	740-030658	B11F01624	SFP+-10G-USR	
Xcvr 3	REV 01	740-030658	B11E00889	SFP+-10G-USR	
PIC 2			BUILTIN	BUILTIN	4x 10GE(LAN) SFP+
Xcvr 0	REV 01	740-030658	B11E02883	SFP+-10G-USR	
Xcvr 1	REV 01	740-030658	B11E00681	SFP+-10G-USR	
Xcvr 2	REV 01	740-030658	B11E04306	SFP+-10G-USR	
Xcvr 3	REV 01	740-030658	B11E02813	SFP+-10G-USR	
PIC 3			BUILTIN	BUILTIN	4x 10GE(LAN) SFP+
Xcvr 0	REV 01	740-030658	B11F01801	SFP+-10G-USR	
Xcvr 1	REV 01	740-030658	B11E02753	SFP+-10G-USR	
Xcvr 2	REV 01	740-030658	B11E01156	SFP+-10G-USR	
Xcvr 3	REV 01	740-030658	B11E04324	SFP+-10G-USR	
FPC 7	REV 32	750-028467	ABBN6810	MPC 3D 16x 10GE	
CPU	REV 10	711-029089	ABBN7237	AMPC PMB	
PIC 0			BUILTIN	BUILTIN	4x 10GE(LAN) SFP+
Xcvr 0	REV 01	740-031980	163363A03058	SFP+-10G-SR	
Xcvr 1	REV 01	740-031980	163363A02082	SFP+-10G-SR	
Xcvr 2	REV 01	740-031980	163363A01674	SFP+-10G-SR	
Xcvr 3	REV 01	740-031980	163363A02638	SFP+-10G-SR	
PIC 1			BUILTIN	BUILTIN	4x 10GE(LAN) SFP+
Xcvr 0	REV 01	740-031980	163363A03048	SFP+-10G-SR	
Xcvr 1	REV 01	740-031980	163363A02729	SFP+-10G-SR	
Xcvr 2	REV 01	740-031980	163363A02566	SFP+-10G-SR	
Xcvr 3	REV 01	740-031980	163363A02567	SFP+-10G-SR	
PIC 2			BUILTIN	BUILTIN	4x 10GE(LAN) SFP+
Xcvr 0	REV 01	740-031980	163363A02878	SFP+-10G-SR	
Xcvr 1	REV 01	740-031980	163363A02739	SFP+-10G-SR	
Xcvr 2	REV 01	740-031980	163363A01959	SFP+-10G-SR	
Xcvr 3	REV 01	740-031980	163363A02660	SFP+-10G-SR	
PIC 3			BUILTIN	BUILTIN	4x 10GE(LAN) SFP+
Xcvr 0	REV 01	740-031980	163363A02731	SFP+-10G-SR	

Xcvr 1	REV 01	740-031980	163363A02588	SFP+-10G-SR
Xcvr 2	REV 01	740-031980	163363A02673	SFP+-10G-SR
Xcvr 3	REV 01	740-031980	163363A02654	SFP+-10G-SR
FPC 8	REV 30	750-028467	ABBM4739	MPC 3D 16x 10GE
CPU	REV 10	711-029089	ABBN0487	AMPC PMB
PIC 0		BUILTIN	BUILTIN	4x 10GE(LAN) SFP+
Xcvr 0	REV 01	740-031980	163363A02569	SFP+-10G-SR
Xcvr 1	REV 01	740-031980	163363A02886	SFP+-10G-SR
Xcvr 2	REV 01	740-031980	163363A03082	SFP+-10G-SR
Xcvr 3	REV 01	740-031980	133363A00297	SFP+-10G-SR
PIC 1		BUILTIN	BUILTIN	4x 10GE(LAN) SFP+
Xcvr 0	REV 01	740-031980	163363A02726	SFP+-10G-SR
Xcvr 1	REV 01	740-031980	163363A03050	SFP+-10G-SR
Xcvr 2	REV 01	740-031980	163363A02884	SFP+-10G-SR
Xcvr 3	REV 01	740-031980	163363A03076	SFP+-10G-SR
PIC 2		BUILTIN	BUILTIN	4x 10GE(LAN) SFP+
Xcvr 0	REV 01	740-031980	163363A02581	SFP+-10G-SR
Xcvr 1	REV 01	740-031980	163363A02873	SFP+-10G-SR
Xcvr 2	REV 01	740-031980	163363A02582	SFP+-10G-SR
Xcvr 3	REV 01	740-031980	163363A03083	SFP+-10G-SR
PIC 3		BUILTIN	BUILTIN	4x 10GE(LAN) SFP+
Xcvr 0	REV 01	740-031981	UL70BU6	SFP+-10G-LR
Xcvr 1	REV 01	740-031981	UL50QC6	SFP+-10G-LR
Xcvr 2	REV 01	740-031981	UL708N6	SFP+-10G-LR
Xcvr 3	REV 01	740-031981	UL603KK	SFP+-10G-LR
FPC 9	REV 32	750-028467	ABBN6827	MPC 3D 16x 10GE
CPU	REV 10	711-029089	ABBK6508	AMPC PMB
PIC 0		BUILTIN	BUILTIN	4x 10GE(LAN) SFP+
Xcvr 0	REV 01	740-031980	163363A01688	SFP+-10G-SR
Xcvr 1	REV 01	740-031980	163363A01724	SFP+-10G-SR
Xcvr 2	REV 01	740-031980	163363A01773	SFP+-10G-SR
Xcvr 3	REV 01	740-031980	163363A02593	SFP+-10G-SR
PIC 1		BUILTIN	BUILTIN	4x 10GE(LAN) SFP+
Xcvr 0	REV 01	740-031980	163363A03061	SFP+-10G-SR
Xcvr 1	REV 01	740-031980	163363A03056	SFP+-10G-SR
Xcvr 2	REV 01	740-031980	163363A02669	SFP+-10G-SR
Xcvr 3	REV 01	740-031980	163363A03070	SFP+-10G-SR
PIC 2		BUILTIN	BUILTIN	4x 10GE(LAN) SFP+
Xcvr 0	REV 01	740-031980	163363A02572	SFP+-10G-SR
Xcvr 1	REV 01	740-031980	163363A02697	SFP+-10G-SR
Xcvr 2	REV 01	740-031980	163363A02585	SFP+-10G-SR
Xcvr 3	REV 01	740-031980	163363A03052	SFP+-10G-SR
PIC 3		BUILTIN	BUILTIN	4x 10GE(LAN) SFP+
Xcvr 0	REV 01	740-031980	163363A02591	SFP+-10G-SR
Xcvr 1	REV 01	740-031980	163363A02649	SFP+-10G-SR
Xcvr 2	REV 01	740-031980	163363A02577	SFP+-10G-SR
Xcvr 3	REV 01	740-031980	163363A02698	SFP+-10G-SR
FPC 10	REV 30	750-028467	ABBN0302	MPC 3D 16x 10GE
CPU	REV 10	711-029089	ABBN0495	AMPC PMB
PIC 0		BUILTIN	BUILTIN	4x 10GE(LAN) SFP+
Xcvr 0	REV 01	740-030658	B11F01581	SFP+-10G-USR
Xcvr 1	REV 01	740-030658	B11E01176	SFP+-10G-USR
Xcvr 2	REV 01	740-030658	B11F01251	SFP+-10G-USR
Xcvr 3	REV 01	740-030658	B11E02752	SFP+-10G-USR
PIC 1		BUILTIN	BUILTIN	4x 10GE(LAN) SFP+
Xcvr 0	REV 01	740-030658	B11E00786	SFP+-10G-USR
Xcvr 1	REV 01	740-030658	B11E01020	SFP+-10G-USR
Xcvr 2	REV 01	740-030658	B11E01023	SFP+-10G-USR
Xcvr 3	REV 01	740-030658	B11E02819	SFP+-10G-USR
PIC 2		BUILTIN	BUILTIN	4x 10GE(LAN) SFP+
Xcvr 0	REV 01	740-030658	B11E02812	SFP+-10G-USR

Xcvr 1	REV 01	740-030658	B11D04437	SFP+-10G-USR
Xcvr 2	REV 01	740-030658	B11F01279	SFP+-10G-USR
Xcvr 3	REV 01	740-030658	B11F01333	SFP+-10G-USR
PIC 3		BUILTIN	BUILTIN	4x 10GE(LAN) SFP+
Xcvr 0	REV 01	740-030658	B11E00978	SFP+-10G-USR
Xcvr 1	REV 01	740-030658	B11E01018	SFP+-10G-USR
Xcvr 2	REV 01	740-030658	B11F01784	SFP+-10G-USR
Xcvr 3	REV 01	740-031980	AK80NKP	SFP+-10G-SR
FPC 11	REV 32	750-028467	ABBN6790	MPC 3D 16x 10GE
CPU	REV 10	711-029089	ABBK6515	AMPC PMB
PIC 0		BUILTIN	BUILTIN	4x 10GE(LAN) SFP+
Xcvr 0	REV 01	740-031980	AK80LZM	SFP+-10G-SR
Xcvr 1	REV 01	740-031980	AK80MCC	SFP+-10G-SR
Xcvr 2	REV 01	740-031980	AK80KCM	SFP+-10G-SR
Xcvr 3	REV 01	740-031980	AK80KE0	SFP+-10G-SR
PIC 1		BUILTIN	BUILTIN	4x 10GE(LAN) SFP+
Xcvr 0	REV 01	740-021310	C10F99155	SFP+-10G-LRM
Xcvr 1	REV 01	740-021310	C10F99049	SFP+-10G-LRM
Xcvr 2	REV 01	740-021310	C10F99128	SFP+-10G-LRM
Xcvr 3	REV 01	740-021310	C10F99169	SFP+-10G-LRM
PIC 2		BUILTIN	BUILTIN	4x 10GE(LAN) SFP+
Xcvr 0	REV 01	740-031980	AK80LF3	SFP+-10G-SR
Xcvr 1	REV 01	740-031980	163363A02597	SFP+-10G-SR
Xcvr 2	REV 01	740-031980	163363A03060	SFP+-10G-SR
Xcvr 3	REV 01	740-031980	163363A03057	SFP+-10G-SR
PIC 3		BUILTIN	BUILTIN	4x 10GE(LAN) SFP+
Xcvr 0	REV 01	740-031980	AK80LEX	SFP+-10G-SR
Xcvr 1	REV 01	740-031980	AK80FEU	SFP+-10G-SR
Xcvr 2	REV 01	740-031980	AK80FNM	SFP+-10G-SR
Xcvr 3	REV 01	740-021308	AJQQQ5G	SFP+-10G-SR
FPC 12	REV 30	750-028467	ZM5111	MPC 3D 16x 10GE
CPU	REV 10	711-029089	ZP6607	AMPC PMB
PIC 0		BUILTIN	BUILTIN	4x 10GE(LAN) SFP+
Xcvr 0	REV 01	740-031980	AK80LJA	SFP+-10G-SR
Xcvr 1	REV 01	740-031980	AK80MFZ	SFP+-10G-SR
Xcvr 2	REV 01	740-031980	AK80NKL	SFP+-10G-SR
Xcvr 3	REV 01	740-031980	AK80KF4	SFP+-10G-SR
PIC 1		BUILTIN	BUILTIN	4x 10GE(LAN) SFP+
Xcvr 0	REV 01	740-031980	AK80FBJ	SFP+-10G-SR
Xcvr 1	REV 01	740-031980	AK80MM2	SFP+-10G-SR
Xcvr 2	REV 01	740-031980	AK80LJV	SFP+-10G-SR
Xcvr 3	REV 01	740-031980	AK80NXV	SFP+-10G-SR
PIC 2		BUILTIN	BUILTIN	4x 10GE(LAN) SFP+
Xcvr 0	REV 01	740-031980	AK80N1H	SFP+-10G-SR
Xcvr 1	REV 01	740-031980	AK80NLS	SFP+-10G-SR
Xcvr 2	REV 01	740-031980	AK80FL5	SFP+-10G-SR
Xcvr 3	REV 01	740-031980	AK80NL9	SFP+-10G-SR
PIC 3		BUILTIN	BUILTIN	4x 10GE(LAN) SFP+
Xcvr 0	REV 01	740-031980	AK80NG2	SFP+-10G-SR
Xcvr 1	REV 01	740-031980	AK80KDU	SFP+-10G-SR
Xcvr 2	REV 01	740-031980	AK80MG1	SFP+-10G-SR
Xcvr 3	REV 01	740-031980	AK80MM0	SFP+-10G-SR
FPC 13	REV 30	750-028467	ABBN0208	MPC 3D 16x 10GE
CPU	REV 10	711-029089	ABBJ1084	AMPC PMB
PIC 0		BUILTIN	BUILTIN	4x 10GE(LAN) SFP+
Xcvr 0	REV 01	740-030658	B11E04745	SFP+-10G-USR
Xcvr 1	REV 01	740-030658	B11F01570	SFP+-10G-USR
Xcvr 2	REV 01	740-030658	B11E04388	SFP+-10G-USR
Xcvr 3	REV 01	740-030658	B11F01439	SFP+-10G-USR
PIC 1		BUILTIN	BUILTIN	4x 10GE(LAN) SFP+
Xcvr 0	REV 01	740-030658	B11E04739	SFP+-10G-USR

Xcvr 1	REV 01	740-030658	B11F01869	SFP+-10G-USR
Xcvr 2	REV 01	740-030658	B11F01675	SFP+-10G-USR
Xcvr 3	REV 01	740-030658	B11F01901	SFP+-10G-USR
PIC 2		BUILTIN	BUILTIN	4x 10GE(LAN) SFP+
Xcvr 0	REV 01	740-030658	B11F01346	SFP+-10G-USR
Xcvr 1	REV 01	740-030658	B11F01288	SFP+-10G-USR
Xcvr 2	REV 01	740-030658	B11F01824	SFP+-10G-USR
Xcvr 3	REV 01	740-030658	B11E04312	SFP+-10G-USR
PIC 3		BUILTIN	BUILTIN	4x 10GE(LAN) SFP+
Xcvr 0	REV 01	740-030658	B11E02811	SFP+-10G-USR
Xcvr 1	REV 01	740-030658	B11E03847	SFP+-10G-USR
Xcvr 2	REV 01	740-030658	B11F01495	SFP+-10G-USR
Xcvr 3	REV 01	740-030658	B11F01265	SFP+-10G-USR
FPC 14	REV 23	750-028467	YN2977	MPC 3D 16x 10GE
CPU	REV 10	711-029089	YP1856	AMPC PMB
PIC 0		BUILTIN	BUILTIN	4x 10GE(LAN) SFP+
Xcvr 0	REV 01	740-031980	183363A00875	SFP+-10G-SR
Xcvr 1	REV 01	740-031980	183363A00851	SFP+-10G-SR
Xcvr 2	REV 01	740-031980	183363A00772	SFP+-10G-SR
Xcvr 3	REV 01	740-031980	183363A00882	SFP+-10G-SR
PIC 1		BUILTIN	BUILTIN	4x 10GE(LAN) SFP+
Xcvr 0	REV 01	740-031980	183363A00735	SFP+-10G-SR
Xcvr 1	REV 01	740-031980	183363A00169	SFP+-10G-SR
Xcvr 2	REV 01	740-031980	183363A00726	SFP+-10G-SR
Xcvr 3	REV 01	740-031980	183363A00077	SFP+-10G-SR
PIC 2		BUILTIN	BUILTIN	4x 10GE(LAN) SFP+
Xcvr 0	REV 01	740-031980	183363A00168	SFP+-10G-SR
Xcvr 1	REV 01	740-031980	183363A00676	SFP+-10G-SR
Xcvr 2	REV 01	740-031980	183363A00732	SFP+-10G-SR
Xcvr 3	REV 01	740-031980	183363A00091	SFP+-10G-SR
PIC 3		BUILTIN	BUILTIN	4x 10GE(LAN) SFP+
Xcvr 0	REV 01	740-031980	183363A00725	SFP+-10G-SR
Xcvr 1	REV 01	740-031980	183363A00642	SFP+-10G-SR
Xcvr 2	REV 01	740-031980	183363A00871	SFP+-10G-SR
Xcvr 3	REV 01	740-031980	183363A00853	SFP+-10G-SR
FPC 15	REV 32	750-028467	ABBN6798	MPC 3D 16x 10GE
CPU	REV 10	711-029089	ABBK6556	AMPC PMB
PIC 0		BUILTIN	BUILTIN	4x 10GE(LAN) SFP+
Xcvr 0	REV 01	740-021308	9ZDZ06A00055	SFP+-10G-SR
Xcvr 1	REV 01	740-031980	183363A00239	SFP+-10G-SR
Xcvr 2	REV 01	740-021308	AD0915E003K	SFP+-10G-SR
Xcvr 3	REV 01	740-021308	AD0915E003A	SFP+-10G-SR
PIC 1		BUILTIN	BUILTIN	4x 10GE(LAN) SFP+
Xcvr 0	REV 01	740-031980	AK80MRC	SFP+-10G-SR
Xcvr 1	REV 01	740-031980	AK80NL5	SFP+-10G-SR
Xcvr 2	REV 01	740-031980	AK80NKN	SFP+-10G-SR
Xcvr 3	REV 01	740-031980	AK80N3U	SFP+-10G-SR
PIC 2		BUILTIN	BUILTIN	4x 10GE(LAN) SFP+
Xcvr 0	REV 01	740-031980	AK80N1T	SFP+-10G-SR
Xcvr 1	REV 01	740-031980	AJ808DJ	SFP+-10G-SR
Xcvr 2	REV 01	740-031980	AK80NG4	SFP+-10G-SR
Xcvr 3	REV 01	740-031980	AK80FND	SFP+-10G-SR
PIC 3		BUILTIN	BUILTIN	4x 10GE(LAN) SFP+
Xcvr 0	REV 01	740-031980	AK80FKQ	SFP+-10G-SR
Xcvr 1	REV 01	740-031980	AK80NLT	SFP+-10G-SR
Xcvr 2	REV 01	740-031980	AK80NKR	SFP+-10G-SR
Xcvr 3	REV 01	740-031980	AK80LKM	SFP+-10G-SR
FPC 16	REV 30	750-028467	ABBN0270	MPC 3D 16x 10GE
CPU	REV 10	711-029089	ABBJ0966	AMPC PMB
PIC 0		BUILTIN	BUILTIN	4x 10GE(LAN) SFP+
Xcvr 0	REV 01	740-031980	AK80NL1	SFP+-10G-SR

Xcvr 1	REV 01	740-031980	AK80NXW	SFP+-10G-SR
Xcvr 2	REV 01	740-031980	AK80KD2	SFP+-10G-SR
Xcvr 3	REV 01	740-031980	AK80FMD	SFP+-10G-SR
PIC 1		BUILTIN	BUILTIN	4x 10GE(LAN) SFP+
Xcvr 0	REV 01	740-031980	AK80NKQ	SFP+-10G-SR
Xcvr 1	REV 01	740-031980	AK80MGH	SFP+-10G-SR
Xcvr 2	REV 01	740-031980	AK80N38	SFP+-10G-SR
Xcvr 3	REV 01	740-031980	AK80NL7	SFP+-10G-SR
PIC 2		BUILTIN	BUILTIN	4x 10GE(LAN) SFP+
Xcvr 0	REV 01	740-031980	AK80M5J	SFP+-10G-SR
Xcvr 1	REV 01	740-031980	AK80NKD	SFP+-10G-SR
Xcvr 2	REV 01	740-031980	AK80KCY	SFP+-10G-SR
Xcvr 3	REV 01	740-031980	AK80LHK	SFP+-10G-SR
PIC 3		BUILTIN	BUILTIN	4x 10GE(LAN) SFP+
Xcvr 0	REV 01	740-031980	AK80LEL	SFP+-10G-SR
Xcvr 1	REV 01	740-031980	AK80MBE	SFP+-10G-SR
Xcvr 2	REV 01	740-031980	AK80NLG	SFP+-10G-SR
Xcvr 3	REV 01	740-031980	AK80LFH	SFP+-10G-SR
FPC 17	REV 32	750-028467	ABBN6796	MPC 3D 16x 10GE
CPU	REV 10	711-029089	ABBN7259	AMPC PMB
PIC 0		BUILTIN	BUILTIN	4x 10GE(LAN) SFP+
Xcvr 0	REV 01	740-031980	B11K01856	SFP+-10G-SR
Xcvr 1	REV 01	740-031980	B11K01853	SFP+-10G-SR
Xcvr 2	REV 01	740-031980	B11K01863	SFP+-10G-SR
Xcvr 3	REV 01	740-031980	163363A02863	SFP+-10G-SR
PIC 1		BUILTIN	BUILTIN	4x 10GE(LAN) SFP+
Xcvr 0	REV 01	740-031980	163363A02668	SFP+-10G-SR
Xcvr 1	REV 01	740-031980	163363A02881	SFP+-10G-SR
Xcvr 2	REV 01	740-031980	163363A01671	SFP+-10G-SR
Xcvr 3	REV 01	740-031980	163363A02627	SFP+-10G-SR
PIC 2		BUILTIN	BUILTIN	4x 10GE(LAN) SFP+
Xcvr 0	REV 01	740-031980	163363A02725	SFP+-10G-SR
Xcvr 1	REV 01	740-031980	163363A02692	SFP+-10G-SR
Xcvr 2	REV 01	740-031980	163363A02730	SFP+-10G-SR
Xcvr 3	REV 01	740-031980	163363A03081	SFP+-10G-SR
PIC 3		BUILTIN	BUILTIN	4x 10GE(LAN) SFP+
Xcvr 0	REV 01	740-031980	163363A02736	SFP+-10G-SR
Xcvr 1	REV 01	740-031980	163363A02568	SFP+-10G-SR
Xcvr 2	REV 01	740-031980	163363A02747	SFP+-10G-SR
Xcvr 3	REV 01	740-031980	163363A02579	SFP+-10G-SR
FPC 18	REV 30	750-028467	ABBN0281	MPC 3D 16x 10GE
CPU	REV 10	711-029089	ABBN0526	AMPC PMB
PIC 0		BUILTIN	BUILTIN	4x 10GE(LAN) SFP+
Xcvr 0	REV 01	740-030658	B11F01326	SFP+-10G-USR
Xcvr 1	REV 01	740-030658	B11E03973	SFP+-10G-USR
Xcvr 2	REV 01	740-030658	B11E00950	SFP+-10G-USR
Xcvr 3	REV 01	740-030658	B11E00674	SFP+-10G-USR
PIC 1		BUILTIN	BUILTIN	4x 10GE(LAN) SFP+
Xcvr 0	REV 01	740-030658	B11E00775	SFP+-10G-USR
Xcvr 1	REV 01	740-030658	B11E04461	SFP+-10G-USR
Xcvr 2	REV 01	740-030658	B11E01074	SFP+-10G-USR
Xcvr 3	REV 01	740-030658	B11E02821	SFP+-10G-USR
PIC 2		BUILTIN	BUILTIN	4x 10GE(LAN) SFP+
Xcvr 0	REV 01	740-030658	B11E04501	SFP+-10G-USR
Xcvr 1	REV 01	740-030658	B11E00757	SFP+-10G-USR
Xcvr 2	REV 01	740-030658	B11F01623	SFP+-10G-USR
Xcvr 3	REV 01	740-030658	B11E01022	SFP+-10G-USR
PIC 3		BUILTIN	BUILTIN	4x 10GE(LAN) SFP+
Xcvr 0	REV 01	740-030658	B11E04359	SFP+-10G-USR
Xcvr 1	REV 01	740-030658	B11E02751	SFP+-10G-USR
Xcvr 2	REV 01	740-030658	B11E02736	SFP+-10G-USR

Xcvr 3	REV 01	740-030658	B11E01178	SFP+-10G-USR
FPC 19	REV 32	750-028467	ABBN6813	MPC 3D 16x 10GE
CPU	REV 10	711-029089	ABBK6542	AMPC PMB
PIC 0		BUILTIN	BUILTIN	4x 10GE(LAN) SFP+
Xcvr 0	REV 01	740-031980	AK80NA3	SFP+-10G-SR
Xcvr 1	REV 01	740-031980	AK80NLF	SFP+-10G-SR
Xcvr 2	REV 01	740-031980	AK80MRH	SFP+-10G-SR
Xcvr 3	REV 01	740-031980	AK80KE4	SFP+-10G-SR
PIC 1		BUILTIN	BUILTIN	4x 10GE(LAN) SFP+
Xcvr 0	REV 01	740-021308	973152A00030	SFP+-10G-SR
Xcvr 1	REV 01	740-031980	AK80L9H	SFP+-10G-SR
Xcvr 2	REV 01	740-031980	AK80ME8	SFP+-10G-SR
Xcvr 3	REV 01	740-031980	AK80NLR	SFP+-10G-SR
PIC 2		BUILTIN	BUILTIN	4x 10GE(LAN) SFP+
Xcvr 0	REV 01	740-031980	AK80NG1	SFP+-10G-SR
Xcvr 1	REV 01	740-031980	AK80MCA	SFP+-10G-SR
Xcvr 2	REV 01	740-031980	AK80LFC	SFP+-10G-SR
Xcvr 3	REV 01	740-031980	AK80LEM	SFP+-10G-SR
PIC 3		BUILTIN	BUILTIN	4x 10GE(LAN) SFP+
Xcvr 0	REV 01	740-031980	AK80N9X	SFP+-10G-SR
Xcvr 1	REV 01	740-031980	AK80LAC	SFP+-10G-SR
Xcvr 2	REV 01	740-031980	AK80LF2	SFP+-10G-SR
Xcvr 3	REV 01	740-031980	AK80N8T	SFP+-10G-SR
ADC 0	REV 13	750-043596	ABBX5561	Adapter Card
ADC 1	REV 13	750-043596	ABBX5546	Adapter Card
ADC 2	REV 13	750-043596	ABBX5535	Adapter Card
ADC 3	REV 13	750-043596	ABBX5552	Adapter Card
ADC 4	REV 13	750-043596	ABBX5581	Adapter Card
ADC 5	REV 13	750-043596	ABBX5545	Adapter Card
ADC 6	REV 13	750-043596	ABBX5554	Adapter Card
ADC 7	REV 07	750-043596	ABBV7194	Adapter Card
ADC 8	REV 07	750-043596	ABBV7251	Adapter Card
ADC 9	REV 07	750-043596	ABBV7202	Adapter Card
ADC 10	REV 13	750-043596	ABBX5579	Adapter Card
ADC 11	REV 13	750-043596	ABBX5548	Adapter Card
ADC 12	REV 13	750-043596	ABBX5575	Adapter Card
ADC 13	REV 13	750-043596	ABBX5539	Adapter Card
ADC 14	REV 13	750-043596	ABBX5555	Adapter Card
ADC 15	REV 13	750-043596	ABBX5557	Adapter Card
ADC 16	REV 13	750-043596	ABBX5536	Adapter Card
ADC 17	REV 13	750-043596	ABBX5559	Adapter Card
ADC 18	REV 13	750-043596	ABBX5537	Adapter Card
ADC 19	REV 11	750-043596	ABBW5685	Adapter Card
Fan Tray 0	REV 04	760-046960	ACAY0090	172mm FanTray - 6 Fans
Fan Tray 1	REV 04	760-046960	ACAY0088	172mm FanTray - 6 Fans
Fan Tray 2	REV 04	760-046960	ACAY0089	172mm FanTray - 6 Fans
Fan Tray 3	REV 04	760-046960	ACAY0108	172mm FanTray - 6 Fans

### show chassis hardware models (MX2020 Router)

```
user@host > show chassis hardware models
```

Hardware inventory:

Item	Version	Part number	Serial number	FRU model number
Midplane	REV 27	750-040240	ABAB9384	750-040240
FPM Board	REV 06	760-040242	ABBT8837	760-040242
PSM 0	REV 01	740-045050	1E02224006G	MX2000-PSM-HC-DC-S-A
PSM 1	REV 01	740-045050	1E022240053	MX2000-PSM-HC-DC-S-A
PSM 2	REV 01	740-045050	1E02224004K	MX2000-PSM-HC-DC-S-A
PSM 3	REV 01	740-045050	1E022240056	MX2000-PSM-HC-DC-S-A
PSM 4	REV 01	740-045050	1E022240054	MX2000-PSM-HC-DC-S-A
PSM 5	REV 01	740-045050	1E02224005H	MX2000-PSM-HC-DC-S-A

PSM 6	REV 01	740-045050	1E02224006S	MX2000-PSM-HC-DC-S-A
PSM 7	REV 01	740-045050	1E02224005M	MX2000-PSM-HC-DC-S-A
PSM 8	REV 01	740-045050	1E022240062	MX2000-PSM-HC-DC-S-A
PSM 9	REV 03	740-045050	1EDB2350095	MX2000-PSM-DC-S-A
PSM 10	REV 03	740-045050	1EDB235009L	MX2000-PSM-DC-S-A
PSM 11	REV 03	740-045050	1EDB2350092	MX2000-PSM-DC-S-A
PSM 12	REV 03	740-045050	1EDB23500AT	MX2000-PSM-DC-S-A
PSM 13	REV 03	740-045050	1EDB2350094	MX2000-PSM-DC-S-A
PSM 15	REV 03	740-045050	1EDB235008X	MX2000-PSM-DC-S-A
PDM 0	REV 01	740-045234	1E012150033	
PDM 1	REV 01	740-045234	1E012150027	
PDM 2	REV 01	740-045234	1E262250072	MX2000-PDM-DC-S-A
Routing Engine 0	REV 02	740-041821	9009094138	RE-S-1800X4-16G-S
Routing Engine 1	REV 02	740-041821	9009089709	RE-S-1800X4-16G-S
CB 0	REV 08	750-040257	CAAB3482	750-040257
CB 1	REV 04	750-040257	ZT2864	750-040257
SFB 0	REV 05	711-044466	ABBT2161	MX2000-SFB-S
SFB 1	REV 05	711-044466	ABBT2159	MX2000-SFB-S
SFB 2	REV 05	711-044466	ABBX3718	MX2000-SFB-S
SFB 4	REV 05	711-044466	ABBT2160	MX2000-SFB-S
SFB 5	REV 05	711-044466	ABBT2145	MX2000-SFB-S
SFB 7	REV 05	711-044466	ABBT2163	MX2000-SFB-S
FPC 0	REV 30	750-028467	ABBN0284	MPC-3D-16XGE-SFPP
FPC 1	REV 30	750-028467	ABBN0308	MPC-3D-16XGE-SFPP
FPC 2	REV 30	750-028467	ABBN0316	MPC-3D-16XGE-SFPP
FPC 3	REV 32	750-028467	ABBN6832	MPC-3D-16XGE-SFPP
FPC 4	REV 32	750-028467	ABBN6811	MPC-3D-16XGE-SFPP
FPC 5	REV 32	750-028467	ABBN6791	MPC-3D-16XGE-SFPP
FPC 6	REV 30	750-028467	ABBM4592	MPC-3D-16XGE-SFPP
FPC 7	REV 32	750-028467	ABBN6810	MPC-3D-16XGE-SFPP
FPC 8	REV 30	750-028467	ABBM4739	MPC-3D-16XGE-SFPP
FPC 9	REV 32	750-028467	ABBN6827	MPC-3D-16XGE-SFPP
FPC 10	REV 30	750-028467	ABBN0302	MPC-3D-16XGE-SFPP
FPC 11	REV 32	750-028467	ABBN6790	MPC-3D-16XGE-SFPP
FPC 12	REV 30	750-028467	ZM5111	MPC-3D-16XGE-SFPP
FPC 13	REV 30	750-028467	ABBN0208	MPC-3D-16XGE-SFPP
FPC 14	REV 23	750-028467	YN2977	MPC-3D-16XGE-SFPP
FPC 15	REV 32	750-028467	ABBN6798	MPC-3D-16XGE-SFPP
FPC 16	REV 30	750-028467	ABBN0270	MPC-3D-16XGE-SFPP
FPC 17	REV 32	750-028467	ABBN6796	MPC-3D-16XGE-SFPP
FPC 18	REV 30	750-028467	ABBN0281	MPC-3D-16XGE-SFPP
FPC 19	REV 32	750-028467	ABBN6813	MPC-3D-16XGE-SFPP
ADC 0	REV 13	750-043596	ABBX5561	PROTO-ASSEMBLY
ADC 1	REV 13	750-043596	ABBX5546	PROTO-ASSEMBLY
ADC 2	REV 13	750-043596	ABBX5535	MX2000-LC-ADAPTER
ADC 3	REV 13	750-043596	ABBX5552	MX2000-LC-ADAPTER
ADC 4	REV 13	750-043596	ABBX5581	MX2000-LC-ADAPTER
ADC 5	REV 13	750-043596	ABBX5545	PROTO-ASSEMBLY
ADC 6	REV 13	750-043596	ABBX5554	PROTO-ASSEMBLY
ADC 7	REV 07	750-043596	ABBV7194	MX2000-LC-ADAPTER
ADC 8	REV 07	750-043596	ABBV7251	MX2000-LC-ADAPTER
ADC 9	REV 07	750-043596	ABBV7202	MX2000-LC-ADAPTER
ADC 10	REV 13	750-043596	ABBX5579	MX2000-LC-ADAPTER
ADC 12	REV 13	750-043596	ABBX5575	MX2000-LC-ADAPTER
ADC 13	REV 13	750-043596	ABBX5539	PROTO-ASSEMBLY
ADC 14	REV 13	750-043596	ABBX5555	PROTO-ASSEMBLY
ADC 15	REV 13	750-043596	ABBX5557	MX2000-LC-ADAPTER
ADC 16	REV 13	750-043596	ABBX5536	PROTO-ASSEMBLY
ADC 17	REV 13	750-043596	ABBX5559	PROTO-ASSEMBLY
ADC 18	REV 13	750-043596	ABBX5537	PROTO-ASSEMBLY
ADC 19	REV 11	750-043596	ABBW5685	PROTO-ASSEMBLY

Fan Tray 0	REV 04	760-046960	ACAY0090
Fan Tray 1	REV 04	760-046960	ACAY0088
Fan Tray 2	REV 04	760-046960	ACAY0089
Fan Tray 3	REV 04	760-046960	ACAY0108

### show chassis hardware clei-models (MX2020 Router)

```
user@ host > show chassis hardware clei-models
```

Hardware inventory:

Item	Version	Part number	CLEI code	FRU model number
Midplane	REV 27	750-040240	PROTOXCLEI	750-040240
FPM Board	REV 06	760-040242	PROTOXCLEI	760-040242
PSM 0	REV 01	740-045050	IPUPAJMCAA	MX2000-PSM-HC-DC-S-A
PSM 1	REV 01	740-045050	IPUPAJMCAA	MX2000-PSM-HC-DC-S-A
PSM 2	REV 01	740-045050	IPUPAJMCAA	MX2000-PSM-HC-DC-S-A
PSM 3	REV 01	740-045050	IPUPAJMCAA	MX2000-PSM-HC-DC-S-A
PSM 4	REV 01	740-045050	IPUPAJMCAA	MX2000-PSM-HC-DC-S-A
PSM 5	REV 01	740-045050	IPUPAJMCAA	MX2000-PSM-HC-DC-S-A
PSM 6	REV 01	740-045050	IPUPAJMCAA	MX2000-PSM-HC-DC-S-A
PSM 7	REV 01	740-045050	IPUPAJMCAA	MX2000-PSM-HC-DC-S-A
PSM 8	REV 01	740-045050	IPUPAJMCAA	MX2000-PSM-HC-DC-S-A
PSM 9	REV 03	740-045050	IPUPAJMCAA	MX2000-PSM-DC-S-A
PSM 10	REV 03	740-045050	IPUPAJMCAA	MX2000-PSM-DC-S-A
PSM 11	REV 03	740-045050	IPUPAJMCAA	MX2000-PSM-DC-S-A
PSM 12	REV 03	740-045050	IPUPAJMCAA	MX2000-PSM-DC-S-A
PSM 13	REV 03	740-045050	IPUPAJMCAA	MX2000-PSM-DC-S-A
PSM 15	REV 03	740-045050	IPUPAJMCAA	MX2000-PSM-DC-S-A
PDM 0	REV 01	740-045234		
PDM 1	REV 01	740-045234		
PDM 2	REV 01	740-045234	IPUPAJSKAA	MX2000-PDM-DC-S-A
Routing Engine 0	REV 02	740-041821		RE-S-1800X4-16G-S
Routing Engine 1	REV 02	740-041821		RE-S-1800X4-16G-S
CB 0	REV 08	750-040257	PROTOXCLEI	750-040257
CB 1	REV 04	750-040257	PROTOXCLEI	750-040257
SFB 0	REV 05	711-044466	IPUCBA6CAA	MX2000-SFB-S
SFB 1	REV 05	711-044466	IPUCBA6CAA	MX2000-SFB-S
SFB 2	REV 05	711-044466	IPUCBA6CAA	MX2000-SFB-S
SFB 4	REV 05	711-044466	IPUCBA6CAA	MX2000-SFB-S
SFB 5	REV 05	711-044466	IPUCBA6CAA	MX2000-SFB-S
SFB 7	REV 05	711-044466	IPUCBA6CAA	MX2000-SFB-S
FPC 0	REV 30	750-028467		MPC-3D-16XGE-SFPP
FPC 1	REV 30	750-028467		MPC-3D-16XGE-SFPP
FPC 2	REV 30	750-028467		MPC-3D-16XGE-SFPP
FPC 3	REV 32	750-028467		MPC-3D-16XGE-SFPP
FPC 4	REV 32	750-028467		MPC-3D-16XGE-SFPP
FPC 5	REV 32	750-028467		MPC-3D-16XGE-SFPP
FPC 6	REV 30	750-028467		MPC-3D-16XGE-SFPP
FPC 7	REV 32	750-028467		MPC-3D-16XGE-SFPP
FPC 8	REV 30	750-028467		MPC-3D-16XGE-SFPP
FPC 9	REV 32	750-028467		MPC-3D-16XGE-SFPP
FPC 10	REV 30	750-028467		MPC-3D-16XGE-SFPP
FPC 11	REV 32	750-028467		MPC-3D-16XGE-SFPP
FPC 12	REV 30	750-028467		MPC-3D-16XGE-SFPP
FPC 13	REV 30	750-028467		MPC-3D-16XGE-SFPP
FPC 14	REV 23	750-028467		MPC-3D-16XGE-SFPP
FPC 15	REV 32	750-028467		MPC-3D-16XGE-SFPP
FPC 16	REV 30	750-028467		MPC-3D-16XGE-SFPP
FPC 17	REV 32	750-028467		MPC-3D-16XGE-SFPP
FPC 18	REV 30	750-028467		MPC-3D-16XGE-SFPP
FPC 19	REV 32	750-028467		MPC-3D-16XGE-SFPP
ADC 0	REV 13	750-043596	PROTOXCLEI	PROTO-ASSEMBLY



ADC 1	REV 13	750-043596	PROTOXCLEI	PROTO-ASSEMBLY
ADC 2	REV 13	750-043596	IPUCBA8CAA	MX2000-LC-ADAPTER
ADC 3	REV 13	750-043596	IPUCBA8CAA	MX2000-LC-ADAPTER
ADC 4	REV 13	750-043596	IPUCBA8CAA	MX2000-LC-ADAPTER
ADC 5	REV 13	750-043596	PROTOXCLEI	PROTO-ASSEMBLY
ADC 6	REV 13	750-043596	PROTOXCLEI	PROTO-ASSEMBLY
ADC 7	REV 07	750-043596	PROTOXCLEI	MX2000-LC-ADAPTER
ADC 8	REV 07	750-043596	PROTOXCLEI	MX2000-LC-ADAPTER
ADC 9	REV 07	750-043596	PROTOXCLEI	MX2000-LC-ADAPTER
ADC 10	REV 13	750-043596	IPUCBA8CAA	MX2000-LC-ADAPTER
ADC 12	REV 13	750-043596	IPUCBA8CAA	MX2000-LC-ADAPTER
ADC 13	REV 13	750-043596	PROTOXCLEI	PROTO-ASSEMBLY
ADC 14	REV 13	750-043596	PROTOXCLEI	PROTO-ASSEMBLY
ADC 15	REV 13	750-043596	IPUCBA8CAA	MX2000-LC-ADAPTER
ADC 16	REV 13	750-043596	PROTOXCLEI	PROTO-ASSEMBLY
ADC 17	REV 13	750-043596	PROTOXCLEI	PROTO-ASSEMBLY
ADC 18	REV 13	750-043596	PROTOXCLEI	PROTO-ASSEMBLY
ADC 19	REV 11	750-043596	PROTOXCLEI	PROTO-ASSEMBLY
Fan Tray 0	REV 04	760-046960		
Fan Tray 1	REV 04	760-046960		
Fan Tray 2	REV 04	760-046960		
Fan Tray 3	REV 04	760-046960		

#### show chassis hardware (MX2020 Router with MPC5EQ and MPC6E)

```
user@host> show chassis hardware
```

```
Hardware inventory:
```

Item	Version	Part number	Serial number	Description
Chassis			JN120BADBAFJ	MX2020
Midplane	REV 51	750-040240	ABAB9243	Lower Backplane
Midplane 1	REV 04	711-032386	ABAB9399	Upper Backplane
PMP 1	REV 05	711-032428	ACAJ2541	Upper Power Midplane
PMP 0	REV 04	711-032426	ACAJ2194	Lower Power Midplane
FPM Board	REV 13	760-040242	ABCA8835	Front Panel Display
PSM 0	REV 01	740-050037	1EDB32403L5	DC 52V Power Supply
Module				
PSM 1	REV 01	740-050037	1EDB32403L3	DC 52V Power Supply
Module				
PSM 2	REV 01	740-050037	1EDB32403KM	DC 52V Power Supply
Module				
PSM 3	REV 01	740-050037	1EDB3130079	DC 52V Power Supply
Module				
PSM 4	REV 01	740-050037	1EDB3130077	DC 52V Power Supply
Module				
PSM 5	REV 01	740-050037	1EDB3130020	DC 52V Power Supply
Module				
PSM 6	REV 01	740-050037	1EDB313009S	DC 52V Power Supply
Module				
PSM 7	REV 01	740-050037	1EDB313008E	DC 52V Power Supply
Module				
PSM 8	REV 01	740-050037	1EDB3130063	DC 52V Power Supply
Module				
PSM 12	REV 01	740-050037	1EDB3130026	DC 52V Power Supply
Module				
PSM 13	REV 01	740-050037	1EDB3130074	DC 52V Power Supply
Module				
PSM 14	REV 01	740-050037	1EDB313009D	DC 52V Power Supply
Module				
PSM 15	REV 01	740-050037	1EDB3130024	DC 52V Power Supply
Module				
PSM 16	REV 01	740-050037	1EDB3130054	DC 52V Power Supply

Module				
PSM 17	REV 01	740-050037	1EDB3130080	DC 52V Power Supply
Module				
PDM 0	REV 03	740-045234	1EGA3170144	DC Power Dist Module
PDM 1	REV 03	740-045234	1EGA3170158	DC Power Dist Module
PDM 2	REV 03	740-045234	1EGA3170182	DC Power Dist Module
PDM 3	REV 03	740-045234	1EGA3170207	DC Power Dist Module
Routing Engine 0	REV 02	740-041821	9009112112	RE-S-1800x4
Routing Engine 1	REV 02	740-041821	9009112087	RE-S-1800x4
CB 0	REV 23	750-040257	CABA2295	Control Board
CB 1	REV 23	750-040257	CABE8379	Control Board
SPMB 0	REV 02	711-041855	ABCE8851	PMB Board
SPMB 1	REV 02	711-041855	ABCE8839	PMB Board
SFB 0	REV 06	711-044466	ABCD5001	Switch Fabric Board
SFB 1	REV 06	711-044466	ABCD5034	Switch Fabric Board
SFB 2	REV 06	711-044466	ABCH3899	Switch Fabric Board
SFB 3	REV 06	711-044466	ABCD5020	Switch Fabric Board
SFB 4	REV 06	711-044466	ABCD4975	Switch Fabric Board
SFB 5	REV 06	711-044466	ABCH3881	Switch Fabric Board
SFB 6	REV 06	711-044466	ABCD5026	Switch Fabric Board
SFB 7	REV 06	711-044466	ABCD5032	Switch Fabric Board
FPC 0	REV 39	750-045715	CACD1902	MPC5E 3D Q 24XGE+6XLGE
CPU	REV 09	711-045719	CACB1933	RMPC PMB
PIC 0		BUILTIN	BUILTIN	12X10GE SFPP OTN
Xcvr 0	REV 01	740-031980	B11F00361	SFP+-10G-SR
Xcvr 2	REV 01	740-021308	19T511101854	SFP+-10G-SR
Xcvr 3	REV 01	740-021308	19T511100377	SFP+-10G-SR
Xcvr 4	REV 01	740-031980	ANT0878	SFP+-10G-SR
Xcvr 5	REV 01	740-021308	19T511100398	SFP+-10G-SR
Xcvr 6	REV 01	740-021308	AQ4363J	SFP+-10G-SR
Xcvr 7	REV 01	740-021308	19T511101377	SFP+-10G-SR
Xcvr 8	REV 01	740-031980	ANT072M	SFP+-10G-SR
Xcvr 9	REV 01	740-021308	AG90C7N	SFP+-10G-SR
Xcvr 10	REV 01	740-031980	AM30M09	SFP+-10G-SR
Xcvr 11	REV 01	740-031980	B10E01016	SFP+-10G-SR
PIC 1		BUILTIN	BUILTIN	12X10GE SFPP OTN
Xcvr 0	REV 01	740-031980	B10L04151	SFP+-10G-SR
Xcvr 1	REV 01	740-021308	19T511101379	SFP+-10G-SR
Xcvr 2	REV 01	740-021308	AQ5036J	SFP+-10G-SR
Xcvr 3	REV 01	740-021308	AG90C4M	SFP+-10G-SR
Xcvr 4	REV 01	740-021308	19T511101104	SFP+-10G-SR
Xcvr 5	REV 01	740-021308	AQ502ZM	SFP+-10G-SR
Xcvr 6	REV 01	740-021308	AN10KY2	SFP+-10G-SR
Xcvr 7	REV 01	740-021308	AQ43G41	SFP+-10G-SR
Xcvr 8	REV 01	740-021308	AQ41F04	SFP+-10G-SR
Xcvr 9	REV 01	740-031980	AMS16N3	SFP+-10G-SR
Xcvr 10	REV 01	740-021308	AMH04Y3	SFP+-10G-SR
Xcvr 11	REV 01	740-021308	ANA093E	SFP+-10G-SR
PIC 2		BUILTIN	BUILTIN	3X40GE QSFPP
PIC 3		BUILTIN	BUILTIN	3X40GE QSFPP
WAN MEZZ	REV 09	750-049136	CABN0410	MPC5E 24XGE OTN Mezz
FPC 1	REV 11	750-045372	CABK8112	MPCE Type 3 3D
CPU	REV 08	711-035209	CABJ6621	HMPC PMB 2G
MIC 0	REV 07	750-033307	CAAZ2897	10X10GE SFPP
PIC 0		BUILTIN	BUILTIN	10X10GE SFPP
Xcvr 0	REV 01	740-021308	AQ501VK	SFP+-10G-SR
Xcvr 1	REV 01	740-021308	AQ501YC	SFP+-10G-SR
Xcvr 2	REV 01	740-021308	AQ43HJF	SFP+-10G-SR
Xcvr 3	REV 01	740-021308	AQ43H8D	SFP+-10G-SR
Xcvr 4	REV 01	740-021308	19T511100370	SFP+-10G-SR
Xcvr 5	REV 01	740-031980	153363A00763	SFP+-10G-SR

Xcvr 6	REV 01	740-021308	APH2LXB	SFP+-10G-SR
Xcvr 7	REV 01	740-031980	AMCOLVV	SFP+-10G-SR
Xcvr 8	REV 01	740-031980	B11F00230	SFP+-10G-SR
MIC 1	REV 14	750-033196	CAAP1390	1X100GE CXP
PIC 2		BUILTIN	BUILTIN	1X100GE CXP
Xcvr 0	REV 01	740-032166	XB11F000M	CFP2-100G-SR10
FPC 2	REV 17	750-037355	CAAS5826	MPC4E 3D 2CGE+8XGE
CPU	REV 08	711-035209	CAAR3986	HMPC PMB 2G
PIC 0		BUILTIN	BUILTIN	4x10GE SFPP
Xcvr 0	REV 01	740-021308	T09F43722	SFP+-10G-SR
Xcvr 1	REV 01	740-031980	ALP0KXF	SFP+-10G-SR
Xcvr 2	REV 01	740-021308	AQ502FG	SFP+-10G-SR
Xcvr 3	REV 01	740-021308	AQ502T7	SFP+-10G-SR
PIC 1		BUILTIN	BUILTIN	1X100GE CFP
Xcvr 0	REV 01	740-035329	X12J00571	CFP-100G-SR10
PIC 2		BUILTIN	BUILTIN	4x10GE SFPP
Xcvr 0	REV 01	740-031980	AJ71KEH	SFP+-10G-SR
Xcvr 1	REV 01	740-031980	B11E01355	SFP+-10G-SR
Xcvr 3	REV 01	740-031980	B11F00249	SFP+-10G-SR
PIC 3		BUILTIN	BUILTIN	1X100GE CFP
FPC 3	REV 05	750-044444	CAAY9920	MPCE Type 2 3D P
CPU	REV 04	711-038484	CAAW3639	MPCE PMB 2G
MIC 0	REV 28	750-028387	CAAX1083	3D 4x 10GE XFP
PIC 0		BUILTIN	BUILTIN	2x 10GE XFP
Xcvr 0		NON-JNPR	CC07BK05B	XFP-10G-SR
Xcvr 1	REV 01	740-011571	C728XJ00U	XFP-10G-SR
PIC 1		BUILTIN	BUILTIN	2x 10GE XFP
Xcvr 0		NON-JNPR	T12L92339	XFP-10G-SR
QXM 0	REV 06	711-028408	CAAW4915	MPC QXM
QXM 1	REV 06	711-028408	CAAW4894	MPC QXM
FPC 4	REV 18	750-046005	CACH5661	MPC5E 3D Q 2CGE+4XGE
CPU	REV 09	711-045719	CACF2880	RMPC PMB
PIC 0		BUILTIN	BUILTIN	2X10GE SFPP OTN
PIC 1		BUILTIN	BUILTIN	1X100GE CFP2 OTN
Xcvr 0	REV 01	740-046563	XD16FC03Y	CFP2-100G-SR10
PIC 2		BUILTIN	BUILTIN	2X10GE SFPP OTN
PIC 3		BUILTIN	BUILTIN	1X100GE CFP2 OTN
Xcvr 0	REV 01	740-049775	J13K72997	CFP2-100G-LR4-D
FPC 5	REV 35	750-028467	CAAR2623	MPC 3D 16x 10GE
CPU	REV 11	711-029089	CAAR0491	AMPC PMB
PIC 0		BUILTIN	BUILTIN	4x 10GE(LAN) SFP+
Xcvr 0	REV 01	740-021308	AQ5027T	SFP+-10G-SR
Xcvr 1	REV 01	740-021308	AQ502J0	SFP+-10G-SR
Xcvr 2	REV 01	740-021308	AQ5027S	SFP+-10G-SR
Xcvr 3	REV 01	740-021308	AQ501Y7	SFP+-10G-SR
PIC 1		BUILTIN	BUILTIN	4x 10GE(LAN) SFP+
Xcvr 0	REV 01	740-021308	AQ501YB	SFP+-10G-SR
Xcvr 1	REV 01	740-021308	AQ503EB	SFP+-10G-SR
Xcvr 2	REV 01	740-021308	AQ43HJH	SFP+-10G-SR
Xcvr 3	REV 01	740-021308	AQ43J0Y	SFP+-10G-SR
PIC 2		BUILTIN	BUILTIN	4x 10GE(LAN) SFP+
Xcvr 0	REV 01	740-021308	AQ50352	SFP+-10G-SR
Xcvr 1	REV 01	740-021308	AQ501X6	SFP+-10G-SR
Xcvr 2	REV 01	740-021308	AQ502NV	SFP+-10G-SR
Xcvr 3	REV 01	740-021308	AQ502ZJ	SFP+-10G-SR
PIC 3		BUILTIN	BUILTIN	4x 10GE(LAN) SFP+
Xcvr 0	REV 01	740-021308	AQ502H4	SFP+-10G-SR
Xcvr 1	REV 01	740-021308	AQ43HJK	SFP+-10G-SR
Xcvr 2	REV 01	740-031980	AJ30CU7	SFP+-10G-SR
FPC 9	REV 30	750-044130	ABCF5773	MPC6E 3D
CPU	REV 09	711-045719	ABCF1270	RMPC PMB

MIC 0	REV 05	750-049457	ABCD7829	2X100GE CFP2 OTN
PIC 0		BUILTIN	BUILTIN	2X100GE CFP2 OTN
Xcvr 0		NON-JNPR	FE13F000K	CFP2-100G-SR10
Xcvr 1	REV 01	740-048813	XD32FE017	CFP2-100G-LR-D
MIC 1	REV 07	750-049457	ABCK2812	2X100GE CFP2 OTN
PIC 1		BUILTIN	BUILTIN	2X100GE CFP2 OTN
Xcvr 0	REV 01	740-048813	XD32FE018	CFP2-100G-SR10
Xcvr 1		NON-JNPR	FE13F000E	CFP2-100G-LR4-D
XLM 0	REV 05.2.00	711-046638	ABCF5915	MPC6E XL
XLM 1	REV 05.2.00	711-046638	ABCF5916	MPC6E XL
FPC 10	REV 36	750-044130	ABCS8602	MPC6E 3D
CPU	REV 09	711-045719	ABCS8779	RMPK PMB
MIC 0	REV 06	750-049979	ABCK2656	24X10GE SFPP OTN
PIC 0		BUILTIN	BUILTIN	24X10GE SFPP OTN
Xcvr 0	REV 01	740-021308	AQ43J08	SFP+-10G-SR
Xcvr 1	REV 01	740-021308	AQE1Y2E	SFP+-10G-SR
Xcvr 2	REV 01	740-021308	AQE1UW4	SFP+-10G-SR
Xcvr 3	REV 01	740-021308	AQE1MQF	SFP+-10G-SR
Xcvr 4	REV 01	740-021308	AQGOMN1	SFP+-10G-SR
Xcvr 5	REV 01	740-021308	AQE1L9M	SFP+-10G-SR
Xcvr 6	REV 01	740-021308	AQGOMPD	SFP+-10G-SR
Xcvr 7	REV 01	740-021308	AQE1Y2B	SFP+-10G-SR
Xcvr 8	REV 01	740-021308	AQGOLT5	SFP+-10G-SR
Xcvr 9	REV 01	740-021308	AQD2ET4	SFP+-10G-SR
Xcvr 10	REV 01	740-021308	AQGOMPC	SFP+-10G-SR
Xcvr 11	REV 01	740-021308	AQGOM63	SFP+-10G-SR
Xcvr 12	REV 01	740-021308	AQGOLT1	SFP+-10G-SR
Xcvr 13	REV 01	740-021308	AQGOM4L	SFP+-10G-SR
Xcvr 14	REV 01	740-021308	AQGOLS7	SFP+-10G-SR
Xcvr 15	REV 01	740-021308	AQE1MQB	SFP+-10G-SR
Xcvr 16	REV 01	740-021308	AQGOLZP	SFP+-10G-SR
Xcvr 17	REV 01	740-021308	AQE1LU9	SFP+-10G-SR
Xcvr 18	REV 01	740-021308	AQGOMRZ	SFP+-10G-SR
Xcvr 19	REV 01	740-021308	AQE1MQ9	SFP+-10G-SR
Xcvr 20	REV 01	740-021308	AQGOLRX	SFP+-10G-SR
Xcvr 21	REV 01	740-021308	AQE1UWD	SFP+-10G-SR
Xcvr 22	REV 01	740-021308	AQGOLT4	SFP+-10G-SR
Xcvr 23	REV 01	740-021308	AQE1MQL	SFP+-10G-SR
MIC 1	REV 12	750-050008	ABCK5372	4X100GE CXP
PIC 1		BUILTIN	BUILTIN	4X100GE CXP
Xcvr 3	REV 01	740-046563	XD16FC02Z	CFP2-100G-SR10
XLM 0	REV 07.2.00	711-046638	ABCK3481	MPC6E XL
XLM 1	REV 07.2.00	711-046638	ABCK4725	MPC6E XL
FPC 17	REV 28	750-044130	ABBZ3873	MPC6E 3D
CPU	REV 08	711-045719	ABBZ3770	RMPK PMB
MIC 0	REV 11	750-046535	ABCC7731	24X10GE SFPP
PIC 0		BUILTIN	BUILTIN	24X10GE SFPP
Xcvr 1	REV 01	740-021308	APK0543	SFP+-10G-SR
Xcvr 2	REV 01	740-031980	B10G01119	SFP+-10G-SR
Xcvr 3	REV 01	740-021308	AQ502SX	SFP+-10G-SR
Xcvr 4	REV 01	740-021308	AQ43H84	SFP+-10G-SR
Xcvr 5	REV 01	740-021308	AQ501TB	SFP+-10G-SR
Xcvr 6	REV 01	740-021308	AQ502JZ	SFP+-10G-SR
Xcvr 7	REV 01	740-021308	AQ502SC	SFP+-10G-SR
Xcvr 8	REV 01	740-021308	AQ502JW	SFP+-10G-SR
Xcvr 9	REV 01	740-021308	AQ502RM	SFP+-10G-SR
Xcvr 10	REV 01	740-031980	AHK013B	SFP+-10G-SR
Xcvr 11	REV 01	740-021308	AQGOMRT	SFP+-10G-SR
Xcvr 13	REV 01	740-031980	AMC0JTC	SFP+-10G-SR
Xcvr 14	REV 01	740-021308	ANA0MQ0	SFP+-10G-SR
Xcvr 15	REV 01	740-021308	AQ502GS	SFP+-10G-SR

Xcvr 16	REV 01	740-021308	AQGOM0J	SFP+-10G-SR
Xcvr 17	REV 01	740-021308	AQGOMUR	SFP+-10G-SR
Xcvr 18	REV 01	740-021308	AQGOMRR	SFP+-10G-SR
Xcvr 19	REV 01	740-021308	AQGOM0F	SFP+-10G-SR
Xcvr 20	REV 01	740-021308	AQ50312	SFP+-10G-SR
Xcvr 21	REV 01	740-021308	AQ5032U	SFP+-10G-SR
Xcvr 22	REV 01	740-021308	APE17B5	SFP+-10G-SR
Xcvr 23	REV 01	740-021309	91D104A00011	SFP+-10G-LR
MIC 1	REV 03	750-050008	ABCC4522	4X100GE CXP
PIC 1		BUILTIN	BUILTIN	4X100GE CXP
Xcvr 0	REV 01	740-046563	XD16FC02U	CFP2-100G-SR10
Xcvr 1	REV 01	740-046563	XC42FC03K	CFP2-100G-SR10
Xcvr 2	REV 01	740-046563	XC42FC01Z	CFP2-100G-SR10
Xcvr 3	REV 01	740-046563	XC42FC02U	CFP2-100G-SR10
XLM 0	REV 04.2.00	711-046638	ABBZ3779	MPC6E XL
XLM 1	REV 04.2.00	711-046638	ABBZ3780	MPC6E XL
FPC 18	REV 39	750-045715	CACD1910	MPC5E 3D Q 24XGE+6XLGE
CPU	REV 09	711-045719	CACD1817	RMP C PMB
PIC 0		BUILTIN	BUILTIN	12X10GE SFPP OTN
PIC 1		BUILTIN	BUILTIN	12X10GE SFPP OTN
PIC 2		BUILTIN	BUILTIN	3X40GE QSFPP
Xcvr 0	REV 01	740-046565	QD130194	QSFP+-40G-SR4
Xcvr 1	REV 01	740-046565	QD130193	QSFP+-40G-SR4
Xcvr 2	REV 01	740-046565	QD130196	QSFP+-40G-SR4
PIC 3		BUILTIN	BUILTIN	3X40GE QSFPP
Xcvr 0	REV 01	740-046565	QD130191	QSFP+-40G-SR4
Xcvr 1	REV 01	740-046565	QD130198	QSFP+-40G-SR4
Xcvr 2	REV 01	740-046565	QD130192	QSFP+-40G-SR4
WAN MEZZ	REV 09	750-049136	CABN0411	MPC5E 24XGE OTN Mezz
FPC 19	REV 39	750-045715	CACD1908	MPC5E 3D Q 24XGE+6XLGE
CPU	REV 09	711-045719	CACD1820	RMP C PMB
PIC 0		BUILTIN	BUILTIN	12X10GE SFPP OTN
Xcvr 0	REV 01	740-021308	AQA0EXJ	SFP+-10G-SR
Xcvr 1	REV 01	740-021308	AQGOM6D	SFP+-10G-SR
Xcvr 2	REV 01	740-021308	AQGOLW7	SFP+-10G-SR
Xcvr 3	REV 01	740-021308	AQA0JKB	SFP+-10G-SR
Xcvr 4	REV 01	740-021308	AQGOMTM	SFP+-10G-SR
Xcvr 5	REV 01	740-021308	AQA07NE	SFP+-10G-SR
Xcvr 6	REV 01	740-021308	AQGOM41	SFP+-10G-SR
Xcvr 7	REV 01	740-021308	AQGOMU7	SFP+-10G-SR
Xcvr 8	REV 01	740-021308	AQGOMUG	SFP+-10G-SR
Xcvr 9	REV 01	740-021308	AQGOMMX	SFP+-10G-SR
Xcvr 10	REV 01	740-021308	AQGOM5K	SFP+-10G-SR
Xcvr 11	REV 01	740-021308	AQGOLVZ	SFP+-10G-SR
PIC 1		BUILTIN	BUILTIN	12X10GE SFPP OTN
PIC 2		BUILTIN	BUILTIN	3X40GE QSFPP
PIC 3		BUILTIN	BUILTIN	3X40GE QSFPP
Xcvr 0	REV 01	740-046565	QD130242	QSFP+-40G-SR4
Xcvr 1	REV 01	740-046565	QD130245	QSFP+-40G-SR4
Xcvr 2	REV 01	740-046565	QD130613	QSFP+-40G-SR4
WAN MEZZ	REV 09	750-049136	CABN0418	MPC5E 24XGE OTN Mezz
ADC 0	REV 17	750-043596	ABCD5378	Adapter Card
ADC 1	REV 17	750-043596	ABCD5465	Adapter Card
ADC 2	REV 17	750-043596	ABCD5431	Adapter Card
ADC 3	REV 17	750-043596	ABCD5356	Adapter Card
ADC 4	REV 02	750-043596	ZW1545	Adapter Card
ADC 5	REV 17	750-043596	ABCD5517	Adapter Card
ADC 18	REV 17	750-043596	ABCD5535	Adapter Card
ADC 19	REV 01	750-043596	ZV4127	Adapter Card
Fan Tray 0	REV 06	760-046960	ACAY0791	172mm FanTray - 6 Fans
Fan Tray 1	REV 06	760-046960	ACAY0788	172mm FanTray - 6 Fans

Fan Tray 2	REV 06	760-046960	ACAY0755	172mm FanTray - 6 Fans
Fan Tray 3	REV 06	760-046960	ACAY0441	172mm FanTray - 6 Fans

### show chassis hardware detail (MX2020 Router with MPC5EQ and MPC6E)

```

user@host>show chassis hardware detail
Hardware inventory:
Item                Version  Part number  Serial number  Description
Chassis              JN120BADBAFJ MX2020
Midplane             REV 51   750-040240   ABAB9243       Lower Backplane
Midplane 1           REV 04   711-032386   ABAB9399       Upper Backplane
PMP 1                 REV 05   711-032428   ACAJ2541       Upper Power Midplane
PMP 0                 REV 04   711-032426   ACAJ2194       Lower Power Midplane
FPM Board            REV 13   760-040242   ABCA8835       Front Panel Display
PSM 0                 REV 01   740-050037   1EDB32403L5    DC 52V Power Supply
Module
PSM 1                 REV 01   740-050037   1EDB32403L3    DC 52V Power Supply
Module
PSM 2                 REV 01   740-050037   1EDB32403KM    DC 52V Power Supply
Module
PSM 3                 REV 01   740-050037   1EDB3130079    DC 52V Power Supply
Module
PSM 4                 REV 01   740-050037   1EDB3130077    DC 52V Power Supply
Module
PSM 5                 REV 01   740-050037   1EDB3130020    DC 52V Power Supply
Module
PSM 6                 REV 01   740-050037   1EDB313009S    DC 52V Power Supply
Module
PSM 7                 REV 01   740-050037   1EDB313008E    DC 52V Power Supply
Module
PSM 8                 REV 01   740-050037   1EDB3130063    DC 52V Power Supply
Module
PSM 12                REV 01   740-050037   1EDB3130026    DC 52V Power Supply
Module
PSM 13                REV 01   740-050037   1EDB3130074    DC 52V Power Supply
Module
PSM 14                REV 01   740-050037   1EDB313009D    DC 52V Power Supply
Module
PSM 15                REV 01   740-050037   1EDB3130024    DC 52V Power Supply
Module
PSM 16                REV 01   740-050037   1EDB3130054    DC 52V Power Supply
Module
PSM 17                REV 01   740-050037   1EDB3130080    DC 52V Power Supply
Module
PDM 0                 REV 03   740-045234   1EGA3170144    DC Power Dist Module
PDM 1                 REV 03   740-045234   1EGA3170158    DC Power Dist Module
PDM 2                 REV 03   740-045234   1EGA3170182    DC Power Dist Module
PDM 3                 REV 03   740-045234   1EGA3170207    DC Power Dist Module
Routing Engine 0     REV 02   740-041821   9009112112     RE-S-1800x4
  ad0    3998 MB   Virtium - TuffDrive VCF P1T0200274310822 113 Compact Flash
  ad1    30533 MB UGB94BPH32H0S1-KCI 11000031656      Disk 1
  usb0 (addr 1)  EHCI root hub 0    Intel          uhub0
  usb0 (addr 2)  product 0x0020 32  vendor 0x8087   uhub1
  DIMM 0         SGU04G72H1BD2SA-BB DIE REV-52 PCB REV-54 MFR ID-ce80
  DIMM 1         SGU04G72H1BD2SA-BB DIE REV-52 PCB REV-54 MFR ID-ce80
  DIMM 2         SGU04G72H1BD2SA-BB DIE REV-52 PCB REV-54 MFR ID-ce80
  DIMM 3         SGU04G72H1BD2SA-BB DIE REV-52 PCB REV-54 MFR ID-ce80
Routing Engine 1     REV 02   740-041821   9009112087     RE-S-1800x4
  ad0    3998 MB   Virtium - TuffDrive VCF P1T0200274310822 366 Compact Flash
  ad1    30533 MB UGB94BPH32H0S1-KCI 11000039979      Disk 1
CB 0                 REV 23   750-040257   CABA2295       Control Board

```

CB 1	REV 23	750-040257	CABE8379	Control Board
SPMB 0				
SPMB 1				
FPC 0	REV 39	750-045715	CACD1902	MPC5E 3D Q 24XGE+6XLGE
CPU				
FPC 1	REV 11	750-045372	CABK8112	MPC5E Type 3 3D
CPU				
FPC 2	REV 17	750-037355	CAAS5826	MPC4E 3D 2CGE+8XGE
CPU				
FPC 3	REV 05	750-044444	CAAY9920	MPC5E Type 2 3D P
CPU				
FPC 4	REV 18	750-046005	CACH5661	MPC5E 3D Q 2CGE+4XGE
CPU				
FPC 5	REV 35	750-028467	CAAR2623	MPC 3D 16x 10GE
CPU				
FPC 9	REV 30	750-044130	ABCF5773	MPC6E 3D
CPU				
FPC 10	REV 36	750-044130	ABCS8602	MPC6E 3D
CPU				
FPC 17	REV 28	750-044130	ABBZ3873	MPC6E 3D
CPU				
FPC 18	REV 39	750-045715	CACD1910	MPC5E 3D Q 24XGE+6XLGE
CPU				
FPC 19	REV 39	750-045715	CACD1908	MPC5E 3D Q 24XGE+6XLGE
CPU				
Fan Tray 0	REV 06	760-046960	ACAY0791	172mm FanTray - 6 Fans
Fan Tray 1	REV 06	760-046960	ACAY0788	172mm FanTray - 6 Fans
Fan Tray 2	REV 06	760-046960	ACAY0755	172mm FanTray - 6 Fans
Fan Tray 3	REV 06	760-046960	ACAY0441	172mm FanTray - 6 Fans

#### show chassis hardware extensive (MX2020 Router with MPC5EQ and MPC6E)

```

user@host> show chassis hardware extensive
Hardware inventory:
Item          Version  Part number  Serial number  Description
Chassis
Jedec Code:   0x7fb0          EEPROM Version: 0x02
S/N:          JN120BADBAFJ
Assembly ID:  0x0557          Assembly Version: 00.00
Date:         00-00-0000      Assembly Flags:  0x00
ID: MX2020
Board Information Record:
Address 0x00: 00 00 00 00 00 00 00 00 00 00 00 00 00 00 00 00
I2C Hex Data:
Address 0x00: 7f b0 02 ff 05 57 00 00 00 00 00 00 00 00 00 00
Address 0x10: 00 00 00 00 00 00 00 00 00 00 00 00 00 00 00 00
Address 0x20: 4a 4e 31 32 30 42 41 44 42 41 46 4a 00 00 00 00
Address 0x30: 00 00 00 ff 00 00 00 00 00 00 00 00 00 00 00 00
Address 0x40: 00 00 00 00 00 00 00 00 00 00 00 00 00 00 00 00
Address 0x50: 00 00 00 00 00 00 00 00 00 00 00 00 00 00 00 00
Address 0x60: 00 00 00 00 00 00 00 00 00 00 00 00 00 00 00 00
Address 0x70: 00 00 00 00 00 00 00 00 00 00 00 00 00 00 00 00
Midplane      REV 51      750-040240  ABAB9243      Lower Backplane
Jedec Code:   0x7fb0          EEPROM Version: 0x02
P/N:          750-040240      S/N:          ABAB9243
Assembly ID:  0x0b22          Assembly Version: 01.51
Date:         05-30-2013      Assembly Flags:  0x00
Version:      REV 51          CLEI Code:     IPMU710ARA
ID: Lower Backplane          FRU Model Number: CHAS-BP-MX2020-S
Board Information Record:
Address 0x00: ad 01 10 00 4c 96 14 72 30 08 ff ff ff ff ff ff

```

```

I2C Hex Data:
Address 0x00: 7f b0 02 ff 0b 22 01 33 52 45 56 20 35 31 00 00
Address 0x10: 00 00 00 00 37 35 30 2d 30 34 30 32 34 30 00 00
Address 0x20: 53 2f 4e 20 41 42 41 42 39 32 34 33 00 1e 05 07
Address 0x30: dd ff ff ff ad 01 10 00 4c 96 14 72 30 08 ff ff
Address 0x40: ff ff ff ff 01 49 50 4d 55 37 31 30 41 52 41 43
Address 0x50: 48 41 53 2d 42 50 2d 4d 58 32 30 32 30 2d 53 00
Address 0x60: 00 00 00 00 00 00 41 00 00 ff ff ff ff ff ff ff
Address 0x70: ff ff ff d3 ff ff ff ff ff ff ff ff ff ff ff ff

Midplane 1      REV 04      711-032386      ABAB9399      Upper Backplane
Jedec Code:    0x7fb0      EEPROM Version:    0x01
P/N:           711-032386      S/N:              ABAB9399
Assembly ID:   0x0b23      Assembly Version:  01.04
Date:          10-22-2012      Assembly Flags:    0x00
Version:       REV 04
ID: Upper Backplane
Board Information Record:
Address 0x00: ff ff ff ff ff ff ff ff ff ff ff ff ff ff ff ff
I2C Hex Data:
Address 0x00: 7f b0 01 fe 0b 23 01 04 52 45 56 20 30 34 00 00
Address 0x10: 00 00 00 00 37 31 31 2d 30 33 32 33 38 36 00 00
Address 0x20: 53 2f 4e 20 41 42 41 42 39 33 39 39 00 16 0a 07
Address 0x30: dc ff ff ff ff ff ff ff ff ff ff ff ff ff ff ff
Address 0x40: ff ff ff ff 00 ff ff ff ff ff ff ff ff ff ff ff
Address 0x50: ff ff ff ff ff ff ff ff ff ff ff ff ff ff ff ff
Address 0x60: ff ff ff ff ff ff ff ff ff ff ff ff ff ff ff ff
Address 0x70: ff ff ff ff ff ff ff ff ff ff ff ff ff ff ff ff

PMP 1          REV 05      711-032428      ACAJ2541      Upper Power Midplane
Jedec Code:    0x7fb0      EEPROM Version:    0x01
P/N:           711-032428      S/N:              ACAJ2541
Assembly ID:   0x045c      Assembly Version:  01.05
Date:          04-26-2013      Assembly Flags:    0x00
Version:       REV 05
ID: Upper Power Midplane
Board Information Record:
Address 0x00: ff ff ff ff ff ff ff ff ff ff ff ff ff ff ff ff
I2C Hex Data:
Address 0x00: 7f b0 01 ff 04 5c 01 05 52 45 56 20 30 35 00 00
Address 0x10: 00 00 00 00 37 31 31 2d 30 33 32 34 32 38 00 00
Address 0x20: 53 2f 4e 20 41 43 41 4a 32 35 34 31 00 1a 04 07
Address 0x30: dd ff ff ff ff ff ff ff ff ff ff ff ff ff ff ff
Address 0x40: ff ff ff ff 00 ff ff ff ff ff ff ff ff ff ff ff
Address 0x50: ff ff ff ff ff ff ff ff ff ff ff ff ff ff ff ff
Address 0x60: ff ff ff ff ff ff ff ff ff ff ff ff ff ff ff ff
Address 0x70: ff ff ff ff ff ff ff ff ff ff ff ff ff ff ff ff

PMP 0          REV 04      711-032426      ACAJ2194      Lower Power Midplane
Jedec Code:    0x7fb0      EEPROM Version:    0x01
P/N:           711-032426      S/N:              ACAJ2194
Assembly ID:   0x045d      Assembly Version:  01.04
Date:          01-29-2013      Assembly Flags:    0x00
Version:       REV 04
ID: Lower Power Midplane
Board Information Record:
Address 0x00: ff ff ff ff ff ff ff ff ff ff ff ff ff ff ff ff
I2C Hex Data:
Address 0x00: 7f b0 01 ff 04 5d 01 04 52 45 56 20 30 34 00 00
Address 0x10: 00 00 00 00 37 31 31 2d 30 33 32 34 32 36 00 00
Address 0x20: 53 2f 4e 20 41 43 41 4a 32 31 39 34 00 1d 01 07
Address 0x30: dd ff ff ff ff ff ff ff ff ff ff ff ff ff ff ff
Address 0x40: ff ff ff ff 00 ff ff ff ff ff ff ff ff ff ff ff
Address 0x50: ff ff ff ff ff ff ff ff ff ff ff ff ff ff ff ff

```



```

Address 0x60: ff ff ff ff ff ff ff ff ff ff ff ff ff ff ff
Address 0x70: ff ff ff ff ff ff ff ff ff ff ff ff ff ff ff
FPM Board      REV 13    760-040242    ABCA8835      Front Panel Display
Jedec Code:    0x7fb0      EEPROM Version: 0x02
P/N:           760-040242    S/N:           ABCA8835
Assembly ID:   0x0b24      Assembly Version: 01.13
Date:          04-13-2013    Assembly Flags: 0x00
Version:       REV 13      CLEI Code:     IPMYAESJRA
ID: Front Panel Display    FRU Model Number: MX2020-CRAFT-S
Board Information Record:
Address 0x00: ff ff ff ff ff ff ff ff ff ff ff ff ff ff ff
I2C Hex Data:
Address 0x00: 7f b0 02 ff 0b 24 01 0d 52 45 56 20 31 33 00 00
Address 0x10: 00 00 00 00 37 36 30 2d 30 34 30 32 34 32 00 00
Address 0x20: 53 2f 4e 20 41 42 43 41 38 38 33 35 00 0d 04 07
Address 0x30: dd ff ff ff ff ff ff ff ff ff ff ff ff ff ff
Address 0x40: ff ff ff ff 01 49 50 4d 59 41 45 35 4a 52 41 4d
Address 0x50: 58 32 30 32 30 2d 43 52 41 46 54 2d 53 00 00 00
Address 0x60: 00 00 00 00 00 00 41 00 00 ff ff ff ff ff ff ff
Address 0x70: ff ff ff 95 ff ff ff ff ff ff ff ff ff ff ff ff
PSM 0          REV 01    740-050037    1EDB32403L5    DC 52V Power Supply
Module
Jedec Code:    0x7fb0      EEPROM Version: 0x02
P/N:           740-050037    S/N:           1EDB32403L5
Assembly ID:   0x0478      Assembly Version: 01.01
Date:          06-21-2013    Assembly Flags: 0x00
Version:       REV 01      CLEI Code:     IPUPAKRKAA
ID: DC 52V Power Supply Module FRU Model Number: MX2000-PSM-DC-S
Board Information Record:
Address 0x00: ff ff ff ff ff ff ff ff ff ff ff ff ff ff ff
I2C Hex Data:
Address 0x00: 7f b0 02 ff 04 78 01 01 52 45 56 20 30 31 00 00
Address 0x10: 00 00 00 00 37 34 30 2d 30 35 30 30 33 37 00 00
Address 0x20: 31 45 44 42 33 32 34 30 33 4c 35 00 00 15 06 07
Address 0x30: dd ff ff ff ff ff ff ff ff ff ff ff ff ff ff
Address 0x40: ff ff ff ff 01 49 50 55 50 41 4b 52 4b 41 41 4d
Address 0x50: 58 32 30 30 30 2d 50 53 4d 2d 44 43 2d 53 00 00
Address 0x60: 00 00 00 00 00 00 31 30 31 ff ff ff ff ff ff ff
Address 0x70: ff ff ff 2a 00 00 00 00 00 00 00 00 00 00 00 00
PSM 1          REV 01    740-050037    1EDB32403L3    DC 52V Power Supply
Module
Jedec Code:    0x7fb0      EEPROM Version: 0x02
P/N:           740-050037    S/N:           1EDB32403L3
Assembly ID:   0x0478      Assembly Version: 01.01
Date:          06-21-2013    Assembly Flags: 0x00
Version:       REV 01      CLEI Code:     IPUPAKRKAA
ID: DC 52V Power Supply Module FRU Model Number: MX2000-PSM-DC-S
Board Information Record:
Address 0x00: ff ff ff ff ff ff ff ff ff ff ff ff ff ff ff
I2C Hex Data:
Address 0x00: 7f b0 02 ff 04 78 01 01 52 45 56 20 30 31 00 00
Address 0x10: 00 00 00 00 37 34 30 2d 30 35 30 30 33 37 00 00
Address 0x20: 31 45 44 42 33 32 34 30 33 4c 33 00 00 15 06 07
Address 0x30: dd ff ff ff ff ff ff ff ff ff ff ff ff ff ff
Address 0x40: ff ff ff ff 01 49 50 55 50 41 4b 52 4b 41 41 4d
Address 0x50: 58 32 30 30 30 2d 50 53 4d 2d 44 43 2d 53 00 00
Address 0x60: 00 00 00 00 00 00 31 30 31 ff ff ff ff ff ff ff
Address 0x70: ff ff ff 2a 00 00 00 00 00 00 00 00 00 00 00 00
PSM 2          REV 01    740-050037    1EDB32403KM    DC 52V Power Supply
Module
Jedec Code:    0x7fb0      EEPROM Version: 0x02

```

```

P/N:          740-050037          S/N:          1EDB32403KM
Assembly ID:  0x0478              Assembly Version: 01.01
Date:         06-21-2013          Assembly Flags:  0x00
Version:      REV 01              CLEI Code:       IPUPAKRKAA
ID: DC 52V Power Supply Module    FRU Model Number: MX2000-PSM-DC-S
Board Information Record:
  Address 0x00: ff ff ff ff ff ff ff ff ff ff ff ff ff ff ff
I2C Hex Data:
  Address 0x00: 7f b0 02 ff 04 78 01 01 52 45 56 20 30 31 00 00
  Address 0x10: 00 00 00 00 37 34 30 2d 30 35 30 30 33 37 00 00
  Address 0x20: 31 45 44 42 33 32 34 30 33 4b 4d 00 00 15 06 07
  Address 0x30: dd ff ff ff ff ff ff ff ff ff ff ff ff ff ff
  Address 0x40: ff ff ff ff 01 49 50 55 50 41 4b 52 4b 41 41 4d
  Address 0x50: 58 32 30 30 30 2d 50 53 4d 2d 44 43 2d 53 00 00
  Address 0x60: 00 00 00 00 00 00 31 30 31 ff ff ff ff ff ff ff
  Address 0x70: ff ff ff 2a 00 00 00 00 00 00 00 00 00 00 00 00
PSM 3          REV 01    740-050037    1EDB3130079    DC 52V Power Supply
Module
Jedec Code:    0x7fb0          EEPROM Version:  0x02
P/N:          740-050037          S/N:          1EDB3130079
Assembly ID:   0x0478          Assembly Version: 01.01
Date:         05-16-2013        Assembly Flags:  0x00
Version:      REV 01          CLEI Code:       IPUPAKRKAA
ID: DC 52V Power Supply Module    FRU Model Number: MX2000-PSM-DC-S
Board Information Record:
  Address 0x00: ff ff ff ff ff ff ff ff ff ff ff ff ff ff ff
I2C Hex Data:
  Address 0x00: 7f b0 02 ff 04 78 01 01 52 45 56 20 30 31 00 00
  Address 0x10: 00 00 00 00 37 34 30 2d 30 35 30 30 33 37 00 00
  Address 0x20: 31 45 44 42 33 31 33 30 30 37 39 00 00 10 05 07
  Address 0x30: dd ff ff ff ff ff ff ff ff ff ff ff ff ff ff
  Address 0x40: ff ff ff ff 01 49 50 55 50 41 4b 52 4b 41 41 4d
  Address 0x50: 58 32 30 30 30 2d 50 53 4d 2d 44 43 2d 53 00 00
  Address 0x60: 00 00 00 00 00 00 31 30 31 ff ff ff ff ff ff ff
  Address 0x70: ff ff ff 2a 00 00 00 00 00 00 00 00 00 00 00 00
PSM 4          REV 01    740-050037    1EDB3130077    DC 52V Power Supply
Module
Jedec Code:    0x7fb0          EEPROM Version:  0x02
P/N:          740-050037          S/N:          1EDB3130077
Assembly ID:   0x0478          Assembly Version: 01.01
Date:         05-17-2013        Assembly Flags:  0x00
Version:      REV 01          CLEI Code:       IPUPAKRKAA
ID: DC 52V Power Supply Module    FRU Model Number: MX2000-PSM-DC-S
Board Information Record:
  Address 0x00: ff ff ff ff ff ff ff ff ff ff ff ff ff ff ff
I2C Hex Data:
  Address 0x00: 7f b0 02 ff 04 78 01 01 52 45 56 20 30 31 00 00
  Address 0x10: 00 00 00 00 37 34 30 2d 30 35 30 30 33 37 00 00
  Address 0x20: 31 45 44 42 33 31 33 30 30 37 37 00 00 11 05 07
  Address 0x30: dd ff ff ff ff ff ff ff ff ff ff ff ff ff ff
  Address 0x40: ff ff ff ff 01 49 50 55 50 41 4b 52 4b 41 41 4d
  Address 0x50: 58 32 30 30 30 2d 50 53 4d 2d 44 43 2d 53 00 00
  Address 0x60: 00 00 00 00 00 00 31 30 31 ff ff ff ff ff ff ff
  Address 0x70: ff ff ff 2a 00 00 00 00 00 00 00 00 00 00 00 00
PSM 5          REV 01    740-050037    1EDB3130020    DC 52V Power Supply
Module
Jedec Code:    0x7fb0          EEPROM Version:  0x02
P/N:          740-050037          S/N:          1EDB3130020
Assembly ID:   0x0478          Assembly Version: 01.01
Date:         05-16-2013        Assembly Flags:  0x00
Version:      REV 01          CLEI Code:       IPUPAKRKAA

```

ID: DC 52V Power Supply Module FRU Model Number: MX2000-PSM-DC-S

Board Information Record:

Address 0x00: ff ff ff ff ff ff ff ff ff ff ff ff ff ff ff ff

I2C Hex Data:

Address 0x00: 7f b0 02 ff 04 78 01 01 52 45 56 20 30 31 00 00

Address 0x10: 00 00 00 00 37 34 30 2d 30 35 30 30 33 37 00 00

Address 0x20: 31 45 44 42 33 31 33 30 30 32 30 00 00 10 05 07

Address 0x30: dd ff ff ff ff ff ff ff ff ff ff ff ff ff ff ff

Address 0x40: ff ff ff ff 01 49 50 55 50 41 4b 52 4b 41 41 4d

Address 0x50: 58 32 30 30 30 2d 50 53 4d 2d 44 43 2d 53 00 00

Address 0x60: 00 00 00 00 00 00 31 30 31 ff ff ff ff ff ff ff

Address 0x70: ff ff ff 2a 00 00 00 00 00 00 00 00 00 00 00 00

PSM 6 REV 01 740-050037 1EDB313009S DC 52V Power Supply Module

Jedec Code: 0x7fb0 EEPROM Version: 0x02

P/N: 740-050037 S/N: 1EDB313009S

Assembly ID: 0x0478 Assembly Version: 01.01

Date: 05-17-2013 Assembly Flags: 0x00

Version: REV 01 CLEI Code: IPUPAKRKAA

ID: DC 52V Power Supply Module FRU Model Number: MX2000-PSM-DC-S

Board Information Record:

Address 0x00: ff ff ff ff ff ff ff ff ff ff ff ff ff ff ff ff

I2C Hex Data:

Address 0x00: 7f b0 02 ff 04 78 01 01 52 45 56 20 30 31 00 00

Address 0x10: 00 00 00 00 37 34 30 2d 30 35 30 30 33 37 00 00

Address 0x20: 31 45 44 42 33 31 33 30 30 39 53 00 00 11 05 07

Address 0x30: dd ff ff ff ff ff ff ff ff ff ff ff ff ff ff ff

Address 0x40: ff ff ff ff 01 49 50 55 50 41 4b 52 4b 41 41 4d

Address 0x50: 58 32 30 30 30 2d 50 53 4d 2d 44 43 2d 53 00 00

Address 0x60: 00 00 00 00 00 00 31 30 31 ff ff ff ff ff ff ff

Address 0x70: ff ff ff 2a 00 00 00 00 00 00 00 00 00 00 00 00

PSM 7 REV 01 740-050037 1EDB313008E DC 52V Power Supply Module

Jedec Code: 0x7fb0 EEPROM Version: 0x02

P/N: 740-050037 S/N: 1EDB313008E

Assembly ID: 0x0478 Assembly Version: 01.01

Date: 05-17-2013 Assembly Flags: 0x00

Version: REV 01 CLEI Code: IPUPAKRKAA

ID: DC 52V Power Supply Module FRU Model Number: MX2000-PSM-DC-S

Board Information Record:

Address 0x00: ff ff ff ff ff ff ff ff ff ff ff ff ff ff ff ff

I2C Hex Data:

Address 0x00: 7f b0 02 ff 04 78 01 01 52 45 56 20 30 31 00 00

Address 0x10: 00 00 00 00 37 34 30 2d 30 35 30 30 33 37 00 00

Address 0x20: 31 45 44 42 33 31 33 30 30 38 45 00 00 11 05 07

Address 0x30: dd ff ff ff ff ff ff ff ff ff ff ff ff ff ff ff

Address 0x40: ff ff ff ff 01 49 50 55 50 41 4b 52 4b 41 41 4d

Address 0x50: 58 32 30 30 30 2d 50 53 4d 2d 44 43 2d 53 00 00

Address 0x60: 00 00 00 00 00 00 31 30 31 ff ff ff ff ff ff ff

Address 0x70: ff ff ff 2a 00 00 00 00 00 00 00 00 00 00 00 00

PSM 8 REV 01 740-050037 1EDB3130063 DC 52V Power Supply Module

Jedec Code: 0x7fb0 EEPROM Version: 0x02

P/N: 740-050037 S/N: 1EDB3130063

Assembly ID: 0x0478 Assembly Version: 01.01

Date: 05-17-2013 Assembly Flags: 0x00

Version: REV 01 CLEI Code: IPUPAKRKAA

ID: DC 52V Power Supply Module FRU Model Number: MX2000-PSM-DC-S

Board Information Record:

Address 0x00: ff ff ff ff ff ff ff ff ff ff ff ff ff ff ff ff

I2C Hex Data:

```

Address 0x00: 7f b0 02 ff 04 78 01 01 52 45 56 20 30 31 00 00
Address 0x10: 00 00 00 00 37 34 30 2d 30 35 30 30 33 37 00 00
Address 0x20: 31 45 44 42 33 31 33 30 30 36 33 00 00 11 05 07
Address 0x30: dd ff ff ff ff ff ff ff ff ff ff ff ff ff ff
Address 0x40: ff ff ff ff 01 49 50 55 50 41 4b 52 4b 41 41 4d
Address 0x50: 58 32 30 30 30 2d 50 53 4d 2d 44 43 2d 53 00 00
Address 0x60: 00 00 00 00 00 00 00 31 30 31 ff ff ff ff ff ff
Address 0x70: ff ff ff 2a 00 00 00 00 00 00 00 00 00 00 00 00
PSM 12          REV 01   740-050037   1EDB3130026       DC 52V Power Supply
Module
Jedec Code:    0x7fb0          EEPROM Version:  0x02
P/N:           740-050037      S/N:             1EDB3130026
Assembly ID:   0x0478          Assembly Version: 01.01
Date:          05-16-2013      Assembly Flags:   0x00
Version:       REV 01          CLEI Code:        IPUPAKRKAA
ID: DC 52V Power Supply Module FRU Model Number: MX2000-PSM-DC-S
Board Information Record:
Address 0x00: ff ff ff ff ff ff ff ff ff ff ff ff ff ff ff
I2C Hex Data:
Address 0x00: 7f b0 02 ff 04 78 01 01 52 45 56 20 30 31 00 00
Address 0x10: 00 00 00 00 37 34 30 2d 30 35 30 30 33 37 00 00
Address 0x20: 31 45 44 42 33 31 33 30 30 32 36 00 00 10 05 07
Address 0x30: dd ff ff ff ff ff ff ff ff ff ff ff ff ff ff
Address 0x40: ff ff ff ff 01 49 50 55 50 41 4b 52 4b 41 41 4d
Address 0x50: 58 32 30 30 30 2d 50 53 4d 2d 44 43 2d 53 00 00
Address 0x60: 00 00 00 00 00 00 00 31 30 31 ff ff ff ff ff ff
Address 0x70: ff ff ff 2a 00 00 00 00 00 00 00 00 00 00 00 00
PSM 13          REV 01   740-050037   1EDB3130074       DC 52V Power Supply
Module
Jedec Code:    0x7fb0          EEPROM Version:  0x02
P/N:           740-050037      S/N:             1EDB3130074
Assembly ID:   0x0478          Assembly Version: 01.01
Date:          05-17-2013      Assembly Flags:   0x00
Version:       REV 01          CLEI Code:        IPUPAKRKAA
ID: DC 52V Power Supply Module FRU Model Number: MX2000-PSM-DC-S
Board Information Record:
Address 0x00: ff ff ff ff ff ff ff ff ff ff ff ff ff ff ff
I2C Hex Data:
Address 0x00: 7f b0 02 ff 04 78 01 01 52 45 56 20 30 31 00 00
Address 0x10: 00 00 00 00 37 34 30 2d 30 35 30 30 33 37 00 00
Address 0x20: 31 45 44 42 33 31 33 30 30 37 34 00 00 11 05 07
Address 0x30: dd ff ff ff ff ff ff ff ff ff ff ff ff ff ff
Address 0x40: ff ff ff ff 01 49 50 55 50 41 4b 52 4b 41 41 4d
Address 0x50: 58 32 30 30 30 2d 50 53 4d 2d 44 43 2d 53 00 00
Address 0x60: 00 00 00 00 00 00 00 31 30 31 ff ff ff ff ff ff
Address 0x70: ff ff ff 2a 00 00 00 00 00 00 00 00 00 00 00 00
PSM 14          REV 01   740-050037   1EDB313009D       DC 52V Power Supply
Module
Jedec Code:    0x7fb0          EEPROM Version:  0x02
P/N:           740-050037      S/N:             1EDB313009D
Assembly ID:   0x0478          Assembly Version: 01.01
Date:          05-17-2013      Assembly Flags:   0x00
Version:       REV 01          CLEI Code:        IPUPAKRKAA
ID: DC 52V Power Supply Module FRU Model Number: MX2000-PSM-DC-S
Board Information Record:
Address 0x00: ff ff ff ff ff ff ff ff ff ff ff ff ff ff ff
I2C Hex Data:
Address 0x00: 7f b0 02 ff 04 78 01 01 52 45 56 20 30 31 00 00
Address 0x10: 00 00 00 00 37 34 30 2d 30 35 30 30 33 37 00 00
Address 0x20: 31 45 44 42 33 31 33 30 30 39 44 00 00 11 05 07
Address 0x30: dd ff ff ff ff ff ff ff ff ff ff ff ff ff ff

```

```

Address 0x40: ff ff ff ff 01 49 50 55 50 41 4b 52 4b 41 41 4d
Address 0x50: 58 32 30 30 30 2d 50 53 4d 2d 44 43 2d 53 00 00
Address 0x60: 00 00 00 00 00 00 31 30 31 ff ff ff ff ff ff ff
Address 0x70: ff ff ff 2a 00 00 00 00 00 00 00 00 00 00 00 00
PSM 15          REV 01    740-050037    1EDB3130024    DC 52V Power Supply
Module
Jedec Code:    0x7fb0          EEPROM Version:    0x02
P/N:           740-050037      S/N:              1EDB3130024
Assembly ID:   0x0478          Assembly Version:  01.01
Date:          05-16-2013      Assembly Flags:    0x00
Version:       REV 01          CLEI Code:         IPUPAKRKAA
ID: DC 52V Power Supply Module FRU Model Number: MX2000-PSM-DC-S
Board Information Record:
Address 0x00: ff ff ff ff ff ff ff ff ff ff ff ff ff ff ff ff
I2C Hex Data:
Address 0x00: 7f b0 02 ff 04 78 01 01 52 45 56 20 30 31 00 00
...
```

### show chassis hardware models (MX2020 Routers with MPC5EQ and MPC6E)

```

user@host> show chassis hardware models
Hardware inventory:
Item          Version  Part number  Serial number  FRU model number
Midplane      REV 51    750-040240   ABAB9243      CHAS-BP-MX2020-S
FPM Board     REV 13    760-040242   ABCA8835      MX2020-CRAFT-S
PSM 0         REV 01    740-050037   1EDB32403L5   MX2000-PSM-DC-S
PSM 1         REV 01    740-050037   1EDB32403L3   MX2000-PSM-DC-S
PSM 2         REV 01    740-050037   1EDB32403KM   MX2000-PSM-DC-S
PSM 3         REV 01    740-050037   1EDB3130079   MX2000-PSM-DC-S
PSM 4         REV 01    740-050037   1EDB3130077   MX2000-PSM-DC-S
PSM 5         REV 01    740-050037   1EDB3130020   MX2000-PSM-DC-S
PSM 6         REV 01    740-050037   1EDB313009S   MX2000-PSM-DC-S
PSM 7         REV 01    740-050037   1EDB313008E   MX2000-PSM-DC-S
PSM 8         REV 01    740-050037   1EDB3130063   MX2000-PSM-DC-S
PSM 12        REV 01    740-050037   1EDB3130026   MX2000-PSM-DC-S
PSM 13        REV 01    740-050037   1EDB3130074   MX2000-PSM-DC-S
PSM 14        REV 01    740-050037   1EDB313009D   MX2000-PSM-DC-S
PSM 15        REV 01    740-050037   1EDB3130024   MX2000-PSM-DC-S
PSM 16        REV 01    740-050037   1EDB3130054   MX2000-PSM-DC-S
PSM 17        REV 01    740-050037   1EDB3130080   MX2000-PSM-DC-S
PDM 0         REV 03    740-045234   1EGA3170144   MX2000-PDM-DC-S
PDM 1         REV 03    740-045234   1EGA3170158   MX2000-PDM-DC-S
PDM 2         REV 03    740-045234   1EGA3170182   MX2000-PDM-DC-S
PDM 3         REV 03    740-045234   1EGA3170207   MX2000-PDM-DC-S
Routing Engine 0 REV 02    740-041821   9009112112    RE-MX2000-1800X4-S
Routing Engine 1 REV 02    740-041821   9009112087    RE-MX2000-1800X4-S
CB 0          REV 23    750-040257   CABA2295      RE-MX2000-1800X4-S
CB 1          REV 23    750-040257   CABE8379      RE-MX2000-1800X4-S
SFB 0         REV 06    711-044466   ABCD5001      MX2000-SFB-S
SFB 1         REV 06    711-044466   ABCD5034      MX2000-SFB-S
SFB 2         REV 06    711-044466   ABCH3899      MX2000-SFB-S
SFB 3         REV 06    711-044466   ABCD5020      MX2000-SFB-S
SFB 4         REV 06    711-044466   ABCD4975      MX2000-SFB-S
SFB 5         REV 06    711-044466   ABCH3881      MX2000-SFB-S
SFB 6         REV 06    711-044466   ABCD5026      MX2000-SFB-S
SFB 7         REV 06    711-044466   ABCD5032      MX2000-SFB-S
FPC 0         REV 39    750-045715   CACD1902      PROTO-ASSEMBLY
FPC 1         REV 11    750-045372   CABK8112      MX-MPC3E-3D
FPC 2         REV 17    750-037355   CAAS5826      MPC4E-3D-2CGE-8XGE
FPC 3         REV 05    750-044444   CAAY9920      MX-MPC2E-3D-P
FPC 4         REV 18    750-046005   CACH5661      PROTO-ASSEMBLY
```

FPC 5	REV 35	750-028467	CAAR2623	MPC-3D-16XGE-SFPP
FPC 9	REV 30	750-044130	ABCF5773	PROTO-ASSEMBLY
FPC 10	REV 36	750-044130	ABCS8602	PROTO-ASSEMBLY
FPC 17	REV 28	750-044130	ABBZ3873	PROTO-ASSEMBLY
FPC 18	REV 39	750-045715	CACD1910	PROTO-ASSEMBLY
FPC 19	REV 39	750-045715	CACD1908	PROTO-ASSEMBLY
ADC 0	REV 17	750-043596	ABCD5378	MX2000-LC-ADAPTER
ADC 1	REV 17	750-043596	ABCD5465	MX2000-LC-ADAPTER
ADC 2	REV 17	750-043596	ABCD5431	MX2000-LC-ADAPTER
ADC 3	REV 17	750-043596	ABCD5356	MX2000-LC-ADAPTER
ADC 4	REV 02	750-043596	ZW1545	750-043596
ADC 5	REV 17	750-043596	ABCD5517	MX2000-LC-ADAPTER
ADC 18	REV 17	750-043596	ABCD5535	MX2000-LC-ADAPTER
ADC 19	REV 01	750-043596	ZV4127	750-043596
Fan Tray 0	REV 06	760-046960	ACAY0791	MX2000-FANTRAY-S
Fan Tray 1	REV 06	760-046960	ACAY0788	MX2000-FANTRAY-S
Fan Tray 2	REV 06	760-046960	ACAY0755	MX2000-FANTRAY-S
Fan Tray 3	REV 06	760-046960	ACAY0441	MX2000-FANTRAY-S

### show chassis hardware clei-models (MX2020 Router with MPC5EQ and MPC6E)

```

user@host> show chassis hardware clei-models
Hardware inventory:

```

Item	Version	Part number	CLEI code	FRU model number
Midplane	REV 51	750-040240	IPMU710ARA	CHAS-BP-MX2020-S
FPM Board	REV 13	760-040242	IPMYAE5JRA	MX2020-CRAFT-S
PSM 0	REV 01	740-050037	IPUPAKRKAA	MX2000-PSM-DC-S
PSM 1	REV 01	740-050037	IPUPAKRKAA	MX2000-PSM-DC-S
PSM 2	REV 01	740-050037	IPUPAKRKAA	MX2000-PSM-DC-S
PSM 3	REV 01	740-050037	IPUPAKRKAA	MX2000-PSM-DC-S
PSM 4	REV 01	740-050037	IPUPAKRKAA	MX2000-PSM-DC-S
PSM 5	REV 01	740-050037	IPUPAKRKAA	MX2000-PSM-DC-S
PSM 6	REV 01	740-050037	IPUPAKRKAA	MX2000-PSM-DC-S
PSM 7	REV 01	740-050037	IPUPAKRKAA	MX2000-PSM-DC-S
PSM 8	REV 01	740-050037	IPUPAKRKAA	MX2000-PSM-DC-S
PSM 12	REV 01	740-050037	IPUPAKRKAA	MX2000-PSM-DC-S
PSM 13	REV 01	740-050037	IPUPAKRKAA	MX2000-PSM-DC-S
PSM 14	REV 01	740-050037	IPUPAKRKAA	MX2000-PSM-DC-S
PSM 15	REV 01	740-050037	IPUPAKRKAA	MX2000-PSM-DC-S
PSM 16	REV 01	740-050037	IPUPAKRKAA	MX2000-PSM-DC-S
PSM 17	REV 01	740-050037	IPUPAKRKAA	MX2000-PSM-DC-S
PDM 0	REV 03	740-045234	IPUPAJSKAA	MX2000-PDM-DC-S
PDM 1	REV 03	740-045234	IPUPAJSKAA	MX2000-PDM-DC-S
PDM 2	REV 03	740-045234	IPUPAJSKAA	MX2000-PDM-DC-S
PDM 3	REV 03	740-045234	IPUPAJSKAA	MX2000-PDM-DC-S
CB 0	REV 23	750-040257	IPUCBA7CTA	RE-MX2000-1800X4-S
CB 1	REV 23	750-040257	IPUCBA7CTA	RE-MX2000-1800X4-S
SFB 0	REV 06	711-044466	IPUCBA6CAA	MX2000-SFB-S
SFB 1	REV 06	711-044466	IPUCBA6CAA	MX2000-SFB-S
SFB 2	REV 06	711-044466	IPUCBA6CAA	MX2000-SFB-S
SFB 3	REV 06	711-044466	IPUCBA6CAA	MX2000-SFB-S
SFB 4	REV 06	711-044466	IPUCBA6CAA	MX2000-SFB-S
SFB 5	REV 06	711-044466	IPUCBA6CAA	MX2000-SFB-S
SFB 6	REV 06	711-044466	IPUCBA6CAA	MX2000-SFB-S
SFB 7	REV 06	711-044466	IPUCBA6CAA	MX2000-SFB-S
FPC 0	REV 39	750-045715	PROTOXCLEI	PROTO-ASSEMBLY
FPC 1	REV 11	750-045372	COUIBBNBAA	MX-MPC3E-3D
FPC 2	REV 17	750-037355	IPU3A4DHAA	MPC4E-3D-2CGE-8XGE
FPC 3	REV 05	750-044444	COUIBBGBAA	MX-MPC2E-3D-P
MIC 0	REV 28	750-028387	COUIA16BAA	MIC-3D-4XGE-XFP
FPC 4	REV 18	750-046005	PROTOXCLEI	PROTO-ASSEMBLY

FPC 5	REV 35	750-028467		MPC-3D-16XGE-SFPP
FPC 9	REV 30	750-044130	PROTOXCLEI	PROTO-ASSEMBLY
MIC 0	REV 05	750-049457	PROTOXCLEI	PROTO-ASSEMBLY
FPC 10	REV 36	750-044130	PROTOXCLEI	PROTO-ASSEMBLY
MIC 0	REV 06	750-049979	PROTOXCLEI	PROTO-ASSEMBLY
MIC 1	REV 12	750-050008	PROTOXCLEI	PROTO-ASSEMBLY
FPC 17	REV 28	750-044130	PROTOXCLEI	PROTO-ASSEMBLY
MIC 1	REV 03	750-050008	PROTOXCLEI	PROTO-ASSEMBLY
FPC 18	REV 39	750-045715	PROTOXCLEI	PROTO-ASSEMBLY
FPC 19	REV 39	750-045715	PROTOXCLEI	PROTO-ASSEMBLY
ADC 0	REV 17	750-043596	IPUCBA8CAA	MX2000-LC-ADAPTER
ADC 1	REV 17	750-043596	IPUCBA8CAA	MX2000-LC-ADAPTER
ADC 2	REV 17	750-043596	IPUCBA8CAA	MX2000-LC-ADAPTER
ADC 3	REV 17	750-043596	IPUCBA8CAA	MX2000-LC-ADAPTER
ADC 4	REV 02	750-043596	PROTOXCLEI	750-043596
ADC 5	REV 17	750-043596	IPUCBA8CAA	MX2000-LC-ADAPTER
ADC 18	REV 17	750-043596	IPUCBA8CAA	MX2000-LC-ADAPTER
ADC 19	REV 01	750-043596	PROTOXCLEI	750-043596
Fan Tray 0	REV 06	760-046960	IPUCBA5CAA	MX2000-FANTRAY-S
Fan Tray 1	REV 06	760-046960	IPUCBA5CAA	MX2000-FANTRAY-S
Fan Tray 2	REV 06	760-046960	IPUCBA5CAA	MX2000-FANTRAY-S
Fan Tray 3	REV 06	760-046960	IPUCBA5CAA	MX2000-FANTRAY-S

#### show chassis hardware (MX Series routers with ATM MIC)

```
user@host> show chassis hardware
```

```
Hardware inventory:
```

Item	Version	Part number	Serial number	Description
Chassis			JN115736EAF	MX240
Midplane	REV 07	760-021404	ABAA5038	MX240 Backplane
FPM Board	REV 03	760-021392	ABBA2758	Front Panel Display
PEM 0	Rev 01	740-022697	QCS0937C07K	PS 1.2-1.7kW; 100-240V
AC in				
PEM 1	Rev 01	740-022697	QCS0939C04X	PS 1.2-1.7kW; 100-240V
AC in				
PEM 2	Rev 01	740-022697	QCS0937C06B	PS 1.2-1.7kW; 100-240V
AC in				
PEM 3	Rev 01	740-022697	QCS0937C07U	PS 1.2-1.7kW; 100-240V
AC in				
Routing Engine 0	REV 12	740-013063	9009042291	RE-S-2000
Routing Engine 1	REV 12	740-013063	9009042266	RE-S-2000
CB 0	REV 06	710-021523	ABBC1435	MX SCB
CB 1	REV 06	710-021523	ABBC1497	MX SCB
FPC 2	REV 14	750-031088	YH8446	MPC Type 2 3D Q
CPU	REV 06	711-030884	YH9612	MPC PMB 2G
MIC 0				
MIC 1	REV 10	750-036132	ZP7062	2x0C12/8x0C3 CC-CE
PIC 2		BUILTIN	BUILTIN	2x0C12/8x0C3 CC-CE
Xcvr 0	NON-JNPR	23393-00492		UNKNOWN
Xcvr 1	NON-JNPR	23393-00500		UNKNOWN
Xcvr 2	NON-JNPR	23393-00912		UNKNOWN
Xcvr 3	REV 01	740-015638	22216-00575	Load SFP
Xcvr 4	REV 01	740-015638	24145-00110	Load SFP
Xcvr 5	REV 01	740-015638	24145-00016	Load SFP
Xcvr 6	REV 01	740-015638	24145-00175	Load SFP
Xcvr 7	NON-JNPR	23393-00627		UNKNOWN
QXM 0	REV 05	711-028408	YF4681	MPC QXM
QXM 1	REV 05	711-028408	YF4817	MPC QXM
Fan Tray 0	REV 01	710-021113	XL3645	MX240 Fan Tray

## show chassis hardware (MX240, MX480, MX960 routers with Application Services Modular Line Card)

```
user@host>show chassis hardware
```

```
Hardware inventory:
```

Item	Version	Part number	Serial number	Description
Chassis			JN11D969BAFA	MX960
Midplane	REV 03	710-013698	ACAA2362	MX960 Backplane
FPM Board	REV 03	710-014974	ZR0639	Front Panel Display
PDM	Rev 03	740-013110	QCS152250SX	Power Distribution Module
PEM 0	Rev 10	740-013683	QCS1512718W	DC Power Entry Module
PEM 1	Rev 10	740-013683	QCS1512702Y	DC Power Entry Module
Routing Engine 0	REV 15	740-013063	9012024667	RE-S-2000
Routing Engine 1	REV 15	740-013063	9012024649	RE-S-2000
CB 0	REV 14	750-031391	ZJ7749	Enhanced MX SCB
CB 1	REV 14	750-031391	ZJ7750	Enhanced MX SCB
CB 2	REV 14	750-031391	ZY9233	Enhanced MX SCB
FPC 0	REV 17	750-031089	YR7434	MPC Type 2 3D
CPU				
FPC 1	REV 11	750-037207	ZW9727	AS-MCC
CPU	REV 04	711-038173	ZW4817	AS-MCC-PMB
MIC 0	REV 01	750-037214	ZH3764	AS-MSC
PIC 0		BUILTIN	BUILTIN	AS-MSC
MIC 1	REV 01	711-028408	JZ9200	AS-MXC
PIC 2		BUILTIN	BUILTIN	AS-MXC
FPC 4	REV 30	750-028467	ABBN0232	MPC 3D 16x 10GE
CPU				
FPC 5	REV 04	750-037207	ZK9074	AS-MCC
CPU				
Fan Tray 0	REV 05	740-014971	VT5683	Fan Tray
Fan Tray 1	REV 05	740-014971	VT5684	Fan Tray

## show chassis hardware extensive (MX240, MX480, MX960 Routers with Application Services Modular Line Card)

```
user@host> show chassis hardware extensive
```

```
ID: AS-MCC                                FRU Model Number: 750-037207
Board Information Record:
Address 0x00: ff ff ff ff ff ff ff ff ff ff ff ff ff ff ff ff I2C Hex Data:
Address 0x00: 7f b0 02 ff 0b 37 01 0b 52 45 56 20 31 31 00 00
Address 0x10: 00 00 00 00 37 35 30 2d 30 33 37 32 30 37 00 00
Address 0x20: 53 2f 4e 20 5a 57 39 37 32 37 00 00 00 11 02 07
Address 0x30: dc ff ff ff ff ff ff ff ff ff ff ff ff ff ff ff
Address 0x40: ff ff ff ff 01 50 52 4f 54 4f 58 43 4c 45 49 37
Address 0x50: 35 30 2d 30 33 37 32 30 37 00 00 00 00 00 00 00
Address 0x60: 00 00 00 00 00 00 31 31 00 ff ff ff ff ff ff ff
Address 0x70: ff ff ff 5e ff ff ff ff ff ff ff ff ff ff ff ff
CPU                                REV 04    711-038173    ZW4817    AS-MCC-PMB
Jedec Code: 0x7fb0                EEPROM Version: 0x02
P/N: 711-038173                   S/N: ZW4817
Assembly ID: 0x0b38               Assembly Version: 01.04
Date: 12-30-2011                  Assembly Flags: 0x00
Version: REV 04
ID: AS-MCC-PMB
Board Information Record:
Address 0x00: ff ff ff ff ff ff ff ff ff ff ff ff ff ff ff ff I2C Hex Data:
Address 0x00: 7f b0 02 ff 0b 38 01 04 52 45 56 20 30 34 00 00
Address 0x10: 00 00 00 00 37 31 31 2d 30 33 38 31 37 33 00 00
```



```

Address 0x20: 53 2f 4e 20 5a 57 34 38 31 37 00 00 00 1e 0c 07
Address 0x30: db ff ff ff ff ff ff ff ff ff ff ff ff ff ff
Address 0x40: ff ff ff ff 00 50 52 4f 54 4f 58 43 4c 45 49 37
Address 0x50: 31 31 2d 30 33 38 31 37 33 00 00 00 00 00 00
Address 0x60: 00 00 00 00 00 00 30 34 00 ff ff ff ff ff ff
Address 0x70: ff ff ff 60 00 00 00 00 00 00 00 00 00 00 00
MIC 0          REV 01    750-037214    ZH3764          AS-MS
Jedec Code:    0x7fb0          EEPROM Version:    0x02
P/N:          750-037214      S/N:              ZH3764
Assembly ID:   0x0a44          Assembly Version:  01.01
Date:          07-04-2011      Assembly Flags:    0x00
Version:       REV 01
ID: AS-MS
Board Information Record:
Address 0x00: ff ff ff ff ff ff ff ff ff ff ff ff ff ff ff I2C Hex Data:
Address 0x00: 7f b0 02 ff 0a 44 01 01 52 45 56 20 30 31 00 00
Address 0x10: 00 00 00 00 37 35 30 2d 30 33 37 32 31 34 00 00
Address 0x20: 53 2f 4e 20 5a 48 33 37 36 34 00 00 00 04 07 0f
Address 0x30: db ff ff ff ff ff ff ff ff ff ff ff ff ff ff
Address 0x40: ff ff ff ff 00 00 00 00 00 00 00 00 00 00 00 00
Address 0x50: 00 00 00 00 00 00 00 00 00 00 00 00 00 00 00 00
Address 0x60: 00 00 00 00 00 00 00 00 00 ff ff ff ff ff ff
Address 0x70: ff ff ff f6 c0 03 e1 bc 00 00 00 00 00 00 00 00
PIC 0          BUILTIN      BUILTIN          AS-MS
FPC 4          REV 30      750-028467    ABBN0232          MPC 3D 16x 10GE
Jedec Code:    0x7fb0          EEPROM Version:    0x01

```

### show chassis hardware (MX480 Router with MPC4E)

```

user@host> show chassis hardware
Hardware inventory:

```

Item	Version	Part number	Serial number	Description
Chassis			JN10FF57BAFB	MX480
Midplane	REV 05	750-047849	Good	MX480 Midplane
FPM Board	REV 02	710-017254	KG2066	Front Panel Display
PEM 0	Rev 03	740-017330	QCS081590BJ	PS 1.2-1.7kW; 100-240V
AC in				
PEM 1	Rev 03	740-017330	QCS0815908Z	PS 1.2-1.7kW; 100-240V
AC in				
PEM 2	Rev 03	740-029970	QCS1001U001	PS 1.4-2.52kW; 90-264V
AC in				
Routing Engine 0	REV 05	740-031116	9009089502	RE-S-1800x4
Routing Engine 1	REV 05	740-031116	9009089624	RE-S-1800x4
CB 0	REV 02	750-031391	YE8506	Enhanced MX SCB
CB 1	REV 14	750-031391	ZK8265	Enhanced MX SCB
FPC 2	REV 05	750-037358	ZT0638	MPC4E 3D 32XGE
CPU	REV 07	711-035209	ZK3187	HMPC PMB 2G
PIC 0		BUILTIN	BUILTIN	8X10GE SFPP
PIC 1		BUILTIN	BUILTIN	8X10GE SFPP
PIC 2		BUILTIN	BUILTIN	8X10GE SFPP
PIC 3		BUILTIN	BUILTIN	8X10GE SFPP
FPC 3	REV 06	750-037355	CAAB1144	MPC4E 3D 2CGE+8XGE
CPU	REV 08	711-035209	CAAB1278	HMPC PMB 2G
PIC 0		BUILTIN	BUILTIN	4x10GE SFPP
Xcvr 0	REV 01	740-031980	B11E01439	SFP+-10G-SR
Xcvr 1	REV 01	740-031980	B11D05809	SFP+-10G-SR
PIC 1		BUILTIN	BUILTIN	1X100GE CFP
Xcvr 0		NON-JNPR	D5418	UNKNOWN
PIC 2		BUILTIN	BUILTIN	4x10GE SFPP
PIC 3		BUILTIN	BUILTIN	1X100GE CFP
Xcvr 0		NON-JNPR	X12J00362	CFP-100G-SR10

FPC 4	REV 12.3.10	750-033205	YR9445	MPCE Type 3 3D
CPU				
Fan Tray				Enhanced Left Fan Tray

### show chassis hardware (MX2020 Router with MPC4E)

```
user@host> show chassis hardware
```

```
Hardware inventory:
```

Item	Version	Part number	Serial number	Description
Chassis			JN11E188CAFJ	MX2020
Midplane	REV 04	711-032387	ABAC7474	Lower Backplane
Midplane 1	REV 04	711-032386	ABAC7408	Upper Backplane
PMP 1	REV 03	711-032428	ACAJ1137	Upper Power Midplane
PMP 0	REV 03	711-032426	ACAJ1016	Lower Power Midplane
FPM Board	REV 06	760-040242	ABBT8832	Front Panel Display
PSM 3	REV 0C	740-033727	VK00255	DC 52V Power Supply
Module				
PSM 4	REV 0C	740-033727	VJ00148	DC 52V Power Supply
Module				
PSM 5	REV 0C	740-033727	VK00207	DC 52V Power Supply
Module				
PSM 6	REV 0C	740-033727	VK00319	DC 52V Power Supply
Module				
PSM 7	REV 0C	740-033727	VK00264	DC 52V Power Supply
Module				
PSM 8	REV 0B	740-033727	VG00025	DC 52V Power Supply
Module				
PSM 13	REV 0C	740-033727	VK00274	DC 52V Power Supply
Module				
PSM 14	REV 0C	740-033727	VJ00167	DC 52V Power Supply
Module				
PSM 15	REV 0C	740-033727	VK00299	DC 52V Power Supply
Module				
PSM 16	REV 0C	740-033727	VK00213	DC 52V Power Supply
Module				
PSM 17	REV 0C	740-033727	VK00253	DC 52V Power Supply
Module				
PDM 0	REV 0B	740-038109	VJ00040	DC Power Dist Module
PDM 2	REV 0B	740-038109	VJ00025	DC Power Dist Module
Routing Engine 0	REV 02	740-041821	9009089735	RE-S-1800x4
Routing Engine 1	REV 02	740-041821	9009089731	RE-S-1800x4
CB 0	REV 04	750-040257	ZT2846	Control Board
CB 1	REV 04	750-040257	ZT2877	Control Board
SPMB 0	REV 01	711-041855	ZS2282	PMB Board
SPMB 1	REV 01	711-041855	ZS2261	PMB Board
SFB 0	REV 07	711-032385	ZZ2582	Switch Fabric Board
SFB 1	REV 04	711-032385	ZV4229	Switch Fabric Board
SFB 2	REV 07	711-032385	CAAB4902	Switch Fabric Board
SFB 3	REV 07	711-032385	CAAB4891	Switch Fabric Board
SFB 4	REV 07	711-032385	CAAB4883	Switch Fabric Board
SFB 5	REV 07	711-032385	CAAB4889	Switch Fabric Board
SFB 6	REV 06	711-032385	ZV1818	Switch Fabric Board
SFB 7	REV 07	711-032385	CAAB4897	Switch Fabric Board
FPC 0	REV 34	750-031090	ZT9799	MPC Type 2 3D EQ
CPU	REV 06	711-030884	ZS1122	MPC PMB 2G
MIC 0	REV 11	750-033535	CAAD7674	MIC-3D-10C192-XFP
PIC 0		BUILTIN	BUILTIN	MIC-3D-10C192-XFP
Xcvr 0	REV 01	740-014279	753019A00404	XFP-0C192-SR
MIC 1	REV 14	750-031967	ZM6103	MIC-3D-80C30C12-40C48
PIC 2		BUILTIN	BUILTIN	MIC-3D-80C30C12-40C48
Xcvr 0	REV 01	740-011615	PEF1AZP	SFP-IR

Xcvr 1	REV 01	740-011615	PEF1AZN	SFP-IR
Xcvr 2	REV 01	740-021308	ANA0N8S	SFP+-10G-SR
QXM 0	REV 06	711-028408	ZT9339	MPC QXM
QXM 1	REV 06	711-028408	ZT9237	MPC QXM
FPC 9	REV 34	750-031090	ZT9770	MPC Type 2 3D EQ
CPU	REV 06	711-030884	ZS1302	MPC PMB 2G
MIC 0	REV 24	750-028387	YJ3950	3D 4x 10GE XFP
PIC 0		BUILTIN	BUILTIN	2x 10GE XFP
Xcvr 0		NON-JNPR	T09M52516	XFP-10G-SR
Xcvr 1		NON-JNPR	CA49BK095	XFP-10G-SR
PIC 1		BUILTIN	BUILTIN	2x 10GE XFP
Xcvr 0	REV 02	740-014289	C834XU01T	XFP-10G-SR
Xcvr 1		NON-JNPR	T09M52515	XFP-10G-SR
MIC 1	REV 11	750-033535	CAAD7681	MIC-3D-10C192-XFP
PIC 2		BUILTIN	BUILTIN	MIC-3D-10C192-XFP
Xcvr 0	REV 01	740-014279	KBQ02BE	XFP-OC192-SR
QXM 0	REV 06	711-028408	ZT9151	MPC QXM
QXM 1	REV 06	711-028408	ZT9116	MPC QXM
FPC 10	REV 27	750-033205	ZL6215	MPCE Type 3 3D
CPU	REV 07	711-035209	ZK9038	HMPC PMB 2G
MIC 0	REV 18	750-028380	YG6885	3D 2x 10GE XFP
PIC 0		BUILTIN	BUILTIN	1x 10GE XFP
Xcvr 0	REV 01	740-014289	C706XU0AG	XFP-10G-SR
PIC 1		BUILTIN	BUILTIN	1x 10GE XFP
Xcvr 0	REV 02	740-014289	T08L84366	XFP-10G-SR
FPC 14	REV 09	750-037355	CAAF1534	MPC4E 3D 2CGE+8XGE
CPU	REV 08	711-035209	CAAB9879	HMPC PMB 2G
PIC 0		BUILTIN	BUILTIN	4x10GE SFPP
Xcvr 0	REV 01	740-021308	21T511100436	SFP+-10G-SR
Xcvr 1	REV 01	740-031980	AHPOGPM	SFP+-10G-SR
Xcvr 2	REV 01	740-031980	123363A00032	SFP+-10G-SR
Xcvr 3	REV 01	740-021308	19T511100477	SFP+-10G-SR
PIC 1		BUILTIN	BUILTIN	1X100GE CFP
Xcvr 0		NON-JNPR	X12J00260	CFP-100G-SR10
PIC 2		BUILTIN	BUILTIN	4x10GE SFPP
Xcvr 0	REV 01	740-021308	21T511104086	SFP+-10G-SR
Xcvr 1	REV 01	740-021308	21T511104627	SFP+-10G-SR
Xcvr 3	REV 01	740-021308	21T511104644	SFP+-10G-SR
PIC 3		BUILTIN	BUILTIN	1X100GE CFP
FPC 19	REV 32	750-028467	ZR2008	MPC 3D 16x 10GE
CPU	REV 10	711-029089	ZT6933	AMPC PMB
PIC 0		BUILTIN	BUILTIN	4x 10GE(LAN) SFP+
Xcvr 0	REV 01	740-021308	19T511100291	SFP+-10G-SR
Xcvr 1	REV 01	740-021308	AMH02VE	SFP+-10G-SR
PIC 1		BUILTIN	BUILTIN	4x 10GE(LAN) SFP+
Xcvr 0	REV 01	740-021308	23T511102128	SFP+-10G-SR
PIC 2		BUILTIN	BUILTIN	4x 10GE(LAN) SFP+
Xcvr 0	REV 01	740-021308	AMS15PP	SFP+-10G-SR
PIC 3		BUILTIN	BUILTIN	4x 10GE(LAN) SFP+
Xcvr 0	REV 01	740-031980	123363A00716	SFP+-10G-SR
ADC 0	REV 05	750-043596	CAAC2072	Adapter Card
ADC 9	REV 01	750-043596	ZV4111	Adapter Card
ADC 10	REV 05	750-043596	CAAC2058	Adapter Card
ADC 14	REV 02	750-043596	ZW1561	Adapter Card
ADC 19	REV 01	750-043596	ZV4127	Adapter Card
Fan Tray 0	REV 03	760-046960	ACAY0124	172mm FanTray - 6 Fans
Fan Tray 1	REV 2A	760-046960	ACAY0022	172mm FanTray - 6 Fans
Fan Tray 2	REV 2A	760-046960	ACAY0023	172mm FanTray - 6 Fans
Fan Tray 3	REV 2A	760-046960	ACAY0025	172mm FanTray - 6 Fans

### show chassis hardware (MX5, MX10, MX40, MX80, MX240, MX480, and MX960 Routers with Enhanced 20-Port Gigabit Ethernet MIC)

```

user@host> show chassis hardware
Hardware inventory:
Item          Version  Part number  Serial number  Description
Chassis                               F3434         MX80-P
Midplane                               ZK2681        MX80-P
PEM 0         Rev 04    740-028288   VE05267        AC Power Entry Module
PEM 1         Rev 04    740-028288   VE05270        AC Power Entry Module
Routing Engine                               BUILTIN       Routing Engine
TFEB 0                               BUILTIN       Forwarding Engine
Processor
  QXM 0         REV 05    711-028408   ZK0952         MPC QXM
  FPC 0                               BUILTIN       MPC BUILTIN
  MIC 0                               BUILTIN       4x 10GE XFP
  PIC 0                               BUILTIN       4x 10GE XFP
  FPC 1                               BUILTIN       MPC BUILTIN
  MIC 0         REV 02    750-049846   CAAV2153       3D 20x 1GE(LAN)-E,SFP
  PIC 0                               BUILTIN       10x 1GE(LAN) -E SFP
    Xcvr 0       REV 01    740-011613   AM0816S9B81    SFP-SX
    Xcvr 1       REV 02    740-011613   AM0925SBLK7    SFP-SX
    Xcvr 2       REV 01    740-011613   UAQ0005         SFP-SX
    Xcvr 3       REV 01    740-011613   UAQ000C         SFP-SX
    Xcvr 4       REV 01    740-011613   P9F195E         SFP-SX
    Xcvr 5       REV 01    740-011613   UAQ0003         SFP-SX
    Xcvr 6       REV 01    740-031851   AM1041SU1LD     SFP-SX
    Xcvr 8       REV 02    740-013111   B101501         SFP-T
  PIC 1                               BUILTIN       10x 1GE(LAN) -E SFP
    Xcvr 0       REV 01    740-011613   PFM1ML7         SFP-SX
    Xcvr 4       REV 01    740-011613   PE729P6         SFP-SX
    Xcvr 6       REV 02    740-011613   AM1014SGC84     SFP-SX
    Xcvr 9       REV 01    740-011613   AM0812S8UK3     SFP-SX
  MIC 1         REV 26    750-028392   ZY0187         3D 20x 1GE(LAN) SFP
  PIC 2                               BUILTIN       10x 1GE(LAN) SFP
    Xcvr 0       REV 01    740-011613   P9F1AN9         SFP-SX
    Xcvr 5       REV 02    740-011613   AM1003SFUF4     SFP-SX
    Xcvr 9       REV 01    740-031851   AM1041SU1LM     SFP-SX
  PIC 3                               BUILTIN       10x 1GE(LAN) SFP
    Xcvr 4       REV 01    740-011613   PAJ4MYT         SFP-SX
    Xcvr 7       +         NON-JNPR      XG32A024        SFP-SX
    Xcvr 8                               NON-JNPR      PFROV6J          SFP-SX
    Xcvr 9       REV 01    740-031851   AM1041SU02U     SFP-SX
Fan Tray

```

### show chassis hardware models (MX5, MX10, MX40, MX80, MX240, MX480, and MX960 Routers with Enhanced 20-Port Gigabit Ethernet MIC)

```

user@host> show chassis hardware models
Hardware inventory:
Item          Version  Part number  Serial number  FRU model number
PEM 0         Rev 04    740-028288   VE05267        PWR-MX80-AC-S
PEM 1         Rev 04    740-028288   VE05270        PWR-MX80-AC-S
Routing Engine                               BUILTIN
TFEB 0                               BUILTIN
FPC 0                               BUILTIN
FPC 1                               BUILTIN
  MIC 0         REV 02    750-049846   CAAV2153       MIC-3D-20GE-SFP-E
  MIC 1         REV 26    750-028392   ZY0187         MIC-3D-20GE-SFP
Fan Tray                               FANTRAY-MX80-S

```

## show chassis hardware (MX2008 Router)

```
user@host>show chassis hardware
```

```
Hardware inventory:
```

Item	Version	Part number	Serial number	Description
Chassis			JN1259E1CAFL	MX2008
Midplane	REV 47	750-044636	ABAD1739	Lower Backplane
PMP	REV 01	711-051406	ACVD0738	Power Midplane
FPM Board	REV 02	760-068193	ABDG7408	Front Panel Display
PSM 1	REV 06	740-050037	1EDB61200R8	DC 52V Power Supply
Module				
PSM 2	REV 06	740-050037	1EDB61200WA	DC 52V Power Supply
Module				
PSM 3	REV 06	740-050037	1EDB61200NY	DC 52V Power Supply
Module				
PSM 4	REV 06	740-050037	1EDB61200N2	DC 52V Power Supply
Module				
PSM 5	REV 06	740-050037	1EDB61200RN	DC 52V Power Supply
Module				
PSM 6	REV 06	740-050037	1EDB61200RF	DC 52V Power Supply
Module				
PSM 7	REV 06	740-050037	1EDB61200R7	DC 52V Power Supply
Module				
PDM 0	REV 01	740-060189	1EFF5250143	DC PDM Optimized
PDM 1	REV 01	740-060189	1EFF5250074	DC PDM Optimized
Routing Engine 0		BUILTIN	BUILTIN	RE-S-2X00x8
Routing Engine 1		BUILTIN	BUILTIN	RE-S-2X00x8
CB 0	REV 01	750-067373	ABDJ0047	Control Board
CB 1	REV 03	750-067373	ABDH3016	Control Board
SFB 0	REV 08	750-067371	ABDK7180	Switch Fabric Board
SFB 1	REV 08	750-067371	ABDK7024	Switch Fabric Board
SFB 2	REV 08	750-067371	ABDK7188	Switch Fabric Board
SFB 3	REV 08	750-067371	ABDK7143	Switch Fabric Board
SFB 4	REV 08	750-067371	ABDK7030	Switch Fabric Board
SFB 5	REV 08	750-067371	ABDK7146	Switch Fabric Board
SFB 6	REV 08	750-067371	ABDK7203	Switch Fabric Board
SFB 7	REV 08	750-067371	ABDK7238	Switch Fabric Board
FPC 0	REV 36	750-044130	ABCS8607	MPC6E 3D
CPU	REV 09	711-045719	ABCS8776	RMPC PMB
MIC 0	REV 21	750-050008	ABCT5920	4X100GE CXP
PIC 0		BUILTIN	BUILTIN	4X100GE CXP
XLM 0	REV 07.2.00	711-046638	ABCK3488	MPC6E XL
XLM 1	REV 07.2.00	711-046638	ABCK5482	MPC6E XL
FPC 1	REV 22	750-063414	CAFJ3026	MPC9E 3D
CPU	REV 16	750-057177	CAFF9332	SMPC PMB
FPC 7	REV 08	750-038492	ZX4080	MPCE Type 2 3D EQ
CPU	REV 03	711-038484	ZX3665	MPCE PMB 2G
MIC 0	REV 05	750-037128	ZR4031	1xCOC12/4xCOC3 CH-CE
PIC 0		BUILTIN	BUILTIN	1xCOC12/4xCOC3 CH-CE
MIC 1	REV 23	750-032479	CADE8614	MIC-3D-8DS3-E3
PIC 2		BUILTIN	BUILTIN	MIC-3D-8DS3-E3
QXM 0	REV 06	711-028408	ZW8299	MPC QXM
QXM 1	REV 06	711-028408	ZY0609	MPC QXM
ADC 7	REV 17	750-043596	ABCA0990	Adapter Card
Fan Tray 0	REV 01	760-052467	ACAY6190	172mm FanTray - 6 Fans
Fan Tray 1	REV 01	760-052467	ACAY6414	172mm FanTray - 6 Fans

## show chassis hardware detail (MX2008 Router)

```
user@host>show chassis hardware detail
```

## Hardware inventory:

Item	Version	Part number	Serial number	Description
Chassis			JN1259E1CAFL	MX2008
Midplane	REV 47	750-044636	ABAD1739	Lower Backplane
PMP	REV 01	711-051406	ACVD0738	Power Midplane
FPM Board	REV 02	760-068193	ABDG7408	Front Panel Display
PSM 1	REV 06	740-050037	1EDB61200R8	DC 52V Power Supply
Module				
PSM 2	REV 06	740-050037	1EDB61200WA	DC 52V Power Supply
Module				
PSM 3	REV 06	740-050037	1EDB61200NY	DC 52V Power Supply
Module				
PSM 4	REV 06	740-050037	1EDB61200N2	DC 52V Power Supply
Module				
PSM 5	REV 06	740-050037	1EDB61200RN	DC 52V Power Supply
Module				
PSM 6	REV 06	740-050037	1EDB61200RF	DC 52V Power Supply
Module				
PSM 7	REV 06	740-050037	1EDB61200R7	DC 52V Power Supply
Module				
PDM 0	REV 01	740-060189	1EFF5250143	DC PDM Optimized
PDM 1	REV 01	740-060189	1EFF5250074	DC PDM Optimized
Routing Engine 0		BUILTIN	BUILTIN	RE-S-2X00x8
vtbd0 15361 MB				Virtio Block Disk
vtbd1 15360 MB				Virtio Block Disk
ada0 511 MB	QEMU HARDDISK		QM00002	Emulated IDE Disk
usb0 (addr 1)	XHCI root HUB 0		0x8086	uhub0
Routing Engine 1		BUILTIN	BUILTIN	RE-S-2X00x8
vtbd0 15361 MB				Virtio Block Disk
vtbd1 15360 MB				Virtio Block Disk
ada0 511 MB	QEMU HARDDISK		QM00002	Emulated IDE Disk
usb0 (addr 1)	XHCI root HUB 0		0x8086	uhub0
CB 0	REV 01	750-067373	ABDJ0047	Control Board
CB 1	REV 03	750-067373	ABDH3016	Control Board
SFB 0	REV 08	750-067371	ABDK7180	Switch Fabric Board
SFB 1	REV 08	750-067371	ABDK7024	Switch Fabric Board
SFB 2	REV 08	750-067371	ABDK7188	Switch Fabric Board
SFB 3	REV 08	750-067371	ABDK7143	Switch Fabric Board
SFB 4	REV 08	750-067371	ABDK7030	Switch Fabric Board
SFB 5	REV 08	750-067371	ABDK7146	Switch Fabric Board
SFB 6	REV 08	750-067371	ABDK7203	Switch Fabric Board
SFB 7	REV 08	750-067371	ABDK7238	Switch Fabric Board
FPC 0	REV 36	750-044130	ABCS8607	MPC6E 3D
CPU	REV 09	711-045719	ABCS8776	RMPCE PMB
MIC 0	REV 21	750-050008	ABCT5920	4X100GE CXP
PIC 0		BUILTIN	BUILTIN	4X100GE CXP
XLM 0	REV 07.2.00	711-046638	ABCK3488	MPC6E XL
XLM 1	REV 07.2.00	711-046638	ABCK5482	MPC6E XL
FPC 1	REV 22	750-063414	CAFJ3026	MPC9E 3D
CPU	REV 16	750-057177	CAFF9332	SMPC PMB
FPC 7	REV 08	750-038492	ZX4080	MPCE Type 2 3D EQ
CPU	REV 03	711-038484	ZX3665	MPCE PMB 2G
MIC 0	REV 05	750-037128	ZR4031	1xCOC12/4xCOC3 CH-CE
PIC 0		BUILTIN	BUILTIN	1xCOC12/4xCOC3 CH-CE
MIC 1	REV 23	750-032479	CADE8614	MIC-3D-8DS3-E3
PIC 2		BUILTIN	BUILTIN	MIC-3D-8DS3-E3
QXM 0	REV 06	711-028408	ZW8299	MPC QXM
QXM 1	REV 06	711-028408	ZY0609	MPC QXM
ADC 7	REV 17	750-043596	ABCA0990	Adapter Card
Fan Tray 0	REV 01	760-052467	ACAY6190	172mm FanTray - 6 Fans
Fan Tray 1	REV 01	760-052467	ACAY6414	172mm FanTray - 6 Fans

## show chassis hardware extensive (MX2008 Router)

```

user@host>show chassis hardware extensive
Hardware inventory:
Item          Version  Part number  Serial number  Description
Chassis
Jedec Code:   0x7fb0          EEPROM Version: 0x02
S/N:          JN1259E1CAFL
Assembly ID:  0x0557          Assembly Version: 00.00
Date:         00-00-0000      Assembly Flags:  0x00
ID: MX2008
Board Information Record:
Address 0x00: 00 00 00 00 00 00 00 00 00 00 00 00 00 00 00 00
I2C Hex Data:
Address 0x00: 7f b0 02 ff 05 57 00 00 00 00 00 00 00 00 00 00
Address 0x10: 00 00 00 00 00 00 00 00 00 00 00 00 00 00 00 00
Address 0x20: 4a 4e 31 32 35 39 45 31 43 41 46 4c 00 00 00 00
Address 0x30: 00 00 00 ff 00 00 00 00 00 00 00 00 00 00 00 00
Address 0x40: 00 00 00 00 00 00 00 00 00 00 00 00 00 00 00 00
Address 0x50: 00 00 00 00 00 00 00 00 00 00 00 00 00 00 00 00
Address 0x60: 00 00 00 00 00 00 00 00 00 00 00 00 00 00 00 00
Address 0x70: 00 00 00 00 00 00 00 00 00 00 00 00 00 00 00 00
Midplane      REV 47    750-044636  ABAD1739      Lower Backplane
Jedec Code:   0x7fb0          EEPROM Version: 0x02
P/N:          750-044636      S/N:          ABAD1739
Assembly ID:  0x0b66          Assembly Version: 01.47
Date:         06-08-2016      Assembly Flags: 0x00
Version:      REV 47          CLEI Code:    IPMU810ARB
ID: Lower Backplane          FRU Model Number: CHAS-BP-MX2010-S
Board Information Record:
Address 0x00: ad 01 08 00 f4 cc 55 3e 35 00 ff ff ff ff ff ff
I2C Hex Data:
Address 0x00: 7f b0 02 ff 0b 66 01 2f 52 45 56 20 34 37 00 00
Address 0x10: 00 00 00 00 37 35 30 2d 30 34 34 36 33 36 00 00
Address 0x20: 53 2f 4e 20 41 42 41 44 31 37 33 39 00 08 06 07
Address 0x30: e0 ff ff ff ad 01 08 00 f4 cc 55 3e 35 00 ff ff
Address 0x40: ff ff ff ff 01 49 50 4d 55 38 31 30 41 52 42 43
Address 0x50: 48 41 53 2d 42 50 2d 4d 58 32 30 31 30 2d 53 00
Address 0x60: 00 00 00 00 00 00 42 43 00 ff ff ff ff ff ff ff
Address 0x70: ff ff ff 18 ff ff ff ff ff ff ff ff ff ff ff ff
PMP           REV 01    711-051406  ACVD0738      Power Midplane
Jedec Code:   0x7fb0          EEPROM Version: 0x01
P/N:          711-051406      S/N:          ACVD0738
Assembly ID:  0x045d          Assembly Version: 01.01
Date:         06-06-2016      Assembly Flags: 0x00
Version:      REV 01
ID: Power Midplane
Board Information Record:
Address 0x00: ff ff ff ff ff ff ff ff ff ff ff ff ff ff ff ff
I2C Hex Data:
Address 0x00: 7f b0 01 ff 04 5d 01 01 52 45 56 20 30 31 00 00
Address 0x10: 00 00 00 00 37 31 31 2d 30 35 31 34 30 36 00 00
Address 0x20: 53 2f 4e 20 41 43 56 44 30 37 33 38 00 06 06 07
Address 0x30: e0 ff ff ff ff ff ff ff ff ff ff ff ff ff ff
Address 0x40: ff ff ff ff 01 00 00 00 00 00 00 00 00 00 00 00
Address 0x50: 00 00 00 00 00 00 00 00 00 00 00 00 00 00 00 00
Address 0x60: 00 00 00 00 00 00 ff ff ff ff ff ff ff ff ff
Address 0x70: ff ff ff ff ff ff ff ff ff ff ff ff ff ff ff ff
FPM Board     REV 02    760-068193  ABDG7408      Front Panel Display
Jedec Code:   0x7fb0          EEPROM Version: 0x02

```

P/N: 760-068193 S/N: ABDG7408  
 Assembly ID: 0x0cac Assembly Version: 01.02  
 Date: 06-06-2016 Assembly Flags: 0x00  
 Version: REV 02 CLEI Code: PROTOXCLEI  
 ID: Front Panel Display FRU Model Number: PROTO-ASSEMBLY

## Board Information Record:

Address 0x00: ff ff ff ff ff ff ff ff ff ff ff ff ff ff ff

## I2C Hex Data:

Address 0x00: 7f b0 02 fe 0c ac 01 02 52 45 56 20 30 32 00 00  
 Address 0x10: 00 00 00 00 37 36 30 2d 30 36 38 31 39 33 00 00  
 Address 0x20: 53 2f 4e 20 41 42 44 47 37 34 30 38 00 06 06 07  
 Address 0x30: e0 ff ff ff ff ff ff ff ff ff ff ff ff ff ff  
 Address 0x40: ff ff ff ff 01 50 52 4f 54 4f 58 43 4c 45 49 50  
 Address 0x50: 52 4f 54 4f 2d 41 53 53 45 4d 42 4c 59 00 00 00  
 Address 0x60: 00 00 00 00 00 00 41 30 30 ff ff ff ff ff ff ff  
 Address 0x70: ff ff ff c2 ff ff ff ff ff ff ff ff ff ff ff ff

PSM 1 REV 06 740-050037 1EDB61200R8 DC 52V Power Supply Module

Jedec Code: 0x7fb0 EEPROM Version: 0x02  
 P/N: 740-050037 S/N: 1EDB61200R8  
 Assembly ID: 0x0478 Assembly Version: 01.06  
 Date: 03-16-2016 Assembly Flags: 0x00  
 Version: REV 06 CLEI Code: IPUPAPDKAA  
 ID: DC 52V Power Supply Module FRU Model Number: MX2000-PSM-DC-S

## Board Information Record:

Address 0x00: ff ff ff ff ff ff ff ff ff ff ff ff ff ff ff

## I2C Hex Data:

Address 0x00: 7f b0 02 ff 04 78 01 06 52 45 56 20 30 36 00 00  
 Address 0x10: 00 00 00 00 37 34 30 2d 30 35 30 30 33 37 00 00  
 Address 0x20: 31 45 44 42 36 31 32 30 30 52 38 00 00 10 03 07  
 Address 0x30: e0 72 75 ff ff ff ff ff ff ff ff ff ff ff ff  
 Address 0x40: ff ff ff ff 01 49 50 55 50 41 50 44 4b 41 41 4d  
 Address 0x50: 58 32 30 30 30 2d 50 53 4d 2d 44 43 2d 53 00 00  
 Address 0x60: 00 00 00 00 00 00 31 30 36 ff ff ff ff ff ff ff  
 Address 0x70: ff ff ff 26 00 00 00 00 00 00 00 00 00 00 00 00

PSM 2 REV 06 740-050037 1EDB61200WA DC 52V Power Supply Module

Jedec Code: 0x7fb0 EEPROM Version: 0x02  
 P/N: 740-050037 S/N: 1EDB61200WA  
 Assembly ID: 0x0478 Assembly Version: 01.06  
 Date: 03-16-2016 Assembly Flags: 0x00  
 Version: REV 06 CLEI Code: IPUPAPDKAA  
 ID: DC 52V Power Supply Module FRU Model Number: MX2000-PSM-DC-S

## Board Information Record:

Address 0x00: ff ff ff ff ff ff ff ff ff ff ff ff ff ff ff

## I2C Hex Data:

Address 0x00: 7f b0 02 ff 04 78 01 06 52 45 56 20 30 36 00 00  
 Address 0x10: 00 00 00 00 37 34 30 2d 30 35 30 30 33 37 00 00  
 Address 0x20: 31 45 44 42 36 31 32 30 30 57 41 00 00 10 03 07  
 Address 0x30: e0 72 75 ff ff ff ff ff ff ff ff ff ff ff ff  
 Address 0x40: ff ff ff ff 01 49 50 55 50 41 50 44 4b 41 41 4d  
 Address 0x50: 58 32 30 30 30 2d 50 53 4d 2d 44 43 2d 53 00 00  
 Address 0x60: 00 00 00 00 00 00 31 30 36 ff ff ff ff ff ff ff  
 Address 0x70: ff ff ff 26 00 00 00 00 00 00 00 00 00 00 00 00

PSM 3 REV 06 740-050037 1EDB61200NY DC 52V Power Supply Module

Jedec Code: 0x7fb0 EEPROM Version: 0x02  
 P/N: 740-050037 S/N: 1EDB61200NY  
 Assembly ID: 0x0478 Assembly Version: 01.06  
 Date: 03-16-2016 Assembly Flags: 0x00  
 Version: REV 06 CLEI Code: IPUPAPDKAA



ID: DC 52V Power Supply Module FRU Model Number: MX2000-PSM-DC-S

Board Information Record:

Address 0x00: ff ff ff ff ff ff ff ff ff ff ff ff ff ff ff ff

I2C Hex Data:

Address 0x00: 7f b0 02 ff 04 78 01 06 52 45 56 20 30 36 00 00

Address 0x10: 00 00 00 00 37 34 30 2d 30 35 30 30 33 37 00 00

Address 0x20: 31 45 44 42 36 31 32 30 30 4e 59 00 00 10 03 07

Address 0x30: e0 72 75 ff ff ff ff ff ff ff ff ff ff ff ff ff

Address 0x40: ff ff ff ff 01 49 50 55 50 41 50 44 4b 41 41 4d

Address 0x50: 58 32 30 30 30 2d 50 53 4d 2d 44 43 2d 53 00 00

Address 0x60: 00 00 00 00 00 00 31 30 36 ff ff ff ff ff ff ff

Address 0x70: ff ff ff 26 00 00 00 00 00 00 00 00 00 00 00 00

PSM 4 REV 06 740-050037 1EDB61200N2 DC 52V Power Supply  
Module

Jedec Code: 0x7fb0 EEPROM Version: 0x02

P/N: 740-050037 S/N: 1EDB61200N2

Assembly ID: 0x0478 Assembly Version: 01.06

Date: 03-16-2016 Assembly Flags: 0x00

Version: REV 06 CLEI Code: IPUPAPDKAA

ID: DC 52V Power Supply Module FRU Model Number: MX2000-PSM-DC-S

Board Information Record:

Address 0x00: ff ff ff ff ff ff ff ff ff ff ff ff ff ff ff ff

I2C Hex Data:

Address 0x00: 7f b0 02 ff 04 78 01 06 52 45 56 20 30 36 00 00

Address 0x10: 00 00 00 00 37 34 30 2d 30 35 30 30 33 37 00 00

Address 0x20: 31 45 44 42 36 31 32 30 30 4e 32 00 00 10 03 07

Address 0x30: e0 72 75 ff ff ff ff ff ff ff ff ff ff ff ff ff

Address 0x40: ff ff ff ff 01 49 50 55 50 41 50 44 4b 41 41 4d

Address 0x50: 58 32 30 30 30 2d 50 53 4d 2d 44 43 2d 53 00 00

Address 0x60: 00 00 00 00 00 00 31 30 36 ff ff ff ff ff ff ff

Address 0x70: ff ff ff 26 00 00 00 00 00 00 00 00 00 00 00 00

PSM 5 REV 06 740-050037 1EDB61200RN DC 52V Power Supply  
Module

Jedec Code: 0x7fb0 EEPROM Version: 0x02

P/N: 740-050037 S/N: 1EDB61200RN

Assembly ID: 0x0478 Assembly Version: 01.06

Date: 03-16-2016 Assembly Flags: 0x00

Version: REV 06 CLEI Code: IPUPAPDKAA

ID: DC 52V Power Supply Module FRU Model Number: MX2000-PSM-DC-S

Board Information Record:

Address 0x00: ff ff ff ff ff ff ff ff ff ff ff ff ff ff ff ff

I2C Hex Data:

Address 0x00: 7f b0 02 ff 04 78 01 06 52 45 56 20 30 36 00 00

Address 0x10: 00 00 00 00 37 34 30 2d 30 35 30 30 33 37 00 00

Address 0x20: 31 45 44 42 36 31 32 30 30 52 4e 00 00 10 03 07

Address 0x30: e0 72 75 ff ff ff ff ff ff ff ff ff ff ff ff ff

Address 0x40: ff ff ff ff 01 49 50 55 50 41 50 44 4b 41 41 4d

Address 0x50: 58 32 30 30 30 2d 50 53 4d 2d 44 43 2d 53 00 00

Address 0x60: 00 00 00 00 00 00 31 30 36 ff ff ff ff ff ff ff

Address 0x70: ff ff ff 26 00 00 00 00 00 00 00 00 00 00 00 00

PSM 6 REV 06 740-050037 1EDB61200RF DC 52V Power Supply  
Module

Jedec Code: 0x7fb0 EEPROM Version: 0x02

P/N: 740-050037 S/N: 1EDB61200RF

Assembly ID: 0x0478 Assembly Version: 01.06

Date: 03-16-2016 Assembly Flags: 0x00

Version: REV 06 CLEI Code: IPUPAPDKAA

ID: DC 52V Power Supply Module FRU Model Number: MX2000-PSM-DC-S

Board Information Record:

Address 0x00: ff ff ff ff ff ff ff ff ff ff ff ff ff ff ff ff

I2C Hex Data:

```

Address 0x00: 7f b0 02 ff 04 78 01 06 52 45 56 20 30 36 00 00
Address 0x10: 00 00 00 00 37 34 30 2d 30 35 30 30 33 37 00 00
Address 0x20: 31 45 44 42 36 31 32 30 30 52 46 00 00 10 03 07
Address 0x30: e0 72 75 ff ff ff ff ff ff ff ff ff ff ff ff ff
Address 0x40: ff ff ff ff 01 49 50 55 50 41 50 44 4b 41 41 4d
Address 0x50: 58 32 30 30 30 2d 50 53 4d 2d 44 43 2d 53 00 00
Address 0x60: 00 00 00 00 00 00 00 31 30 36 ff ff ff ff ff ff
Address 0x70: ff ff ff 26 00 00 00 00 00 00 00 00 00 00 00 00
PSM 7          REV 06   740-050037   1EDB61200R7       DC 52V Power Supply
Module
Jedec Code:    0x7fb0          EEPROM Version:    0x02
P/N:           740-050037      S/N:               1EDB61200R7
Assembly ID:   0x0478          Assembly Version:   01.06
Date:          03-16-2016      Assembly Flags:     0x00
Version:       REV 06          CLEI Code:          IPUPAPDKAA
ID: DC 52V Power Supply Module FRU Model Number: MX2000-PSM-DC-S
Board Information Record:
Address 0x00: ff ff ff ff ff ff ff ff ff ff ff ff ff ff ff ff
I2C Hex Data:
Address 0x00: 7f b0 02 ff 04 78 01 06 52 45 56 20 30 36 00 00
Address 0x10: 00 00 00 00 37 34 30 2d 30 35 30 30 33 37 00 00
Address 0x20: 31 45 44 42 36 31 32 30 30 52 37 00 00 10 03 07
Address 0x30: e0 72 75 ff ff ff ff ff ff ff ff ff ff ff ff ff
Address 0x40: ff ff ff ff 01 49 50 55 50 41 50 44 4b 41 41 4d
Address 0x50: 58 32 30 30 30 2d 50 53 4d 2d 44 43 2d 53 00 00
Address 0x60: 00 00 00 00 00 00 00 31 30 36 ff ff ff ff ff ff
Address 0x70: ff ff ff 26 00 00 00 00 00 00 00 00 00 00 00 00
PDM 0          REV 01   740-060189   1EFF5250143       DC PDM Optimized
Jedec Code:    0x7fb0          EEPROM Version:    0x02
P/N:           740-060189      S/N:               1EFF5250143
Assembly ID:   0x0495          Assembly Version:   01.01
Date:          07-21-2015      Assembly Flags:     0x00
Version:       REV 01          CLEI Code:          IPUPAN1KAA
ID: DC PDM Optimized          FRU Model Number:   MX2K-PDM-OP-DC-S
Board Information Record:
Address 0x00: ff ff ff ff ff ff ff ff ff ff ff ff ff ff ff ff
I2C Hex Data:
Address 0x00: 7f b0 02 ff 04 95 01 01 52 45 56 20 30 31 00 00
Address 0x10: 00 00 00 00 37 34 30 2d 30 36 30 31 38 39 00 00
Address 0x20: 31 45 46 46 35 32 35 30 31 34 33 00 00 15 07 07
Address 0x30: df ff ff ff ff ff ff ff ff ff ff ff ff ff ff ff
Address 0x40: ff ff ff ff 01 49 50 55 50 41 4e 31 4b 41 41 4d
Address 0x50: 58 32 4b 2d 50 44 4d 2d 4f 50 2d 44 43 2d 53 00
Address 0x60: 00 00 00 00 00 00 00 31 30 31 ff ff ff ff ff ff
Address 0x70: ff ff ff 84 00 00 00 00 00 00 00 00 00 00 00 00
PDM 1          REV 01   740-060189   1EFF5250074       DC PDM Optimized
Jedec Code:    0x7fb0          EEPROM Version:    0x02
P/N:           740-060189      S/N:               1EFF5250074
Assembly ID:   0x0495          Assembly Version:   01.01
Date:          07-21-2015      Assembly Flags:     0x00
Version:       REV 01          CLEI Code:          IPUPAN1KAA
ID: DC PDM Optimized          FRU Model Number:   MX2K-PDM-OP-DC-S
Board Information Record:
Address 0x00: ff ff ff ff ff ff ff ff ff ff ff ff ff ff ff ff
I2C Hex Data:
Address 0x00: 7f b0 02 ff 04 95 01 01 52 45 56 20 30 31 00 00
Address 0x10: 00 00 00 00 37 34 30 2d 30 36 30 31 38 39 00 00
Address 0x20: 31 45 46 46 35 32 35 30 30 37 34 00 00 15 07 07
Address 0x30: df ff ff ff ff ff ff ff ff ff ff ff ff ff ff ff
Address 0x40: ff ff ff ff 01 49 50 55 50 41 4e 31 4b 41 41 4d
Address 0x50: 58 32 4b 2d 50 44 4d 2d 4f 50 2d 44 43 2d 53 00

```

```

Address 0x60: 00 00 00 00 00 00 31 30 31 ff ff ff ff ff ff ff
Address 0x70: ff ff ff 84 00 00 00 00 00 00 00 00 00 00 00 00
Routing Engine 0          BUILTIN          BUILTIN          RE-S-2X00x8
Jedec Code: 0x0000          EEPROM Version: 0x00
P/N: BUILTIN          S/N: BUILTIN
Assembly ID: 0x0c10          Assembly Version: 00.00
Date: 00-00-0000          Assembly Flags: 0x00
ID: RE-S-2X00x8
Board Information Record:
Address 0x00: 00 00 00 00 00 00 00 00 00 00 00 00 00 00 00 00
I2C Hex Data:
Address 0x00: 00 00 00 00 0c 10 00 00 00 00 00 00 00 00 00 00
Address 0x10: 00 00 00 00 42 55 49 4c 54 49 4e 00 00 00 00 00
Address 0x20: 42 55 49 4c 54 49 4e 00 00 00 00 00 00 00 00 00
Address 0x30: 00 00 00 00 00 00 00 00 00 00 00 00 00 00 00 00
Address 0x40: 00 00 00 00 00 00 00 00 00 00 00 00 00 00 00 00
Address 0x50: 00 00 00 00 00 00 00 00 00 00 00 00 00 00 00 00
Address 0x60: 00 00 00 00 00 00 00 00 00 00 00 00 00 00 00 00
Address 0x70: 00 00 00 00 00 00 00 00 00 00 00 00 00 00 00 00
vtbd0 15361 MB          Virtio Block Disk
vtbd1 15360 MB          Virtio Block Disk
ada0 511 MB QEMU HARDDISK QM00002 Emulated IDE Disk
usb0 (addr 1) XHCI root HUB 0 0x8086 uhub0
Routing Engine 1          BUILTIN          BUILTIN          RE-S-2X00x8
Jedec Code: 0x0000          EEPROM Version: 0x00
P/N: BUILTIN          S/N: BUILTIN
Assembly ID: 0x0c10          Assembly Version: 00.00
Date: 00-00-0000          Assembly Flags: 0x00
ID: RE-S-2X00x8
Board Information Record:
Address 0x00: 00 00 00 00 00 00 00 00 00 00 00 00 00 00 00 00
I2C Hex Data:
Address 0x00: 00 00 00 00 0c 10 00 00 00 00 00 00 00 00 00 00
Address 0x10: 00 00 00 00 42 55 49 4c 54 49 4e 00 00 00 00 00
Address 0x20: 42 55 49 4c 54 49 4e 00 00 00 00 00 00 00 00 00
Address 0x30: 00 00 00 00 00 00 00 00 00 00 00 00 00 00 00 00
Address 0x40: 00 00 00 00 00 00 00 00 00 00 00 00 00 00 00 00
Address 0x50: 00 00 00 00 00 00 00 00 00 00 00 00 00 00 00 00
Address 0x60: 00 00 00 00 00 00 00 00 00 00 00 00 00 00 00 00
Address 0x70: 00 00 00 00 00 00 00 00 00 00 00 00 00 00 00 00
vtbd0 15361 MB          Virtio Block Disk
vtbd1 15360 MB          Virtio Block Disk
ada0 511 MB QEMU HARDDISK QM00002 Emulated IDE Disk
usb0 (addr 1) XHCI root HUB 0 0x8086 uhub0
CB 0          REV 01 750-067373 ABDJ0047          Control Board
Jedec Code: 0x7fb0          EEPROM Version: 0x02
P/N: 750-067373          S/N: ABDJ0047
Assembly ID: 0x0c96          Assembly Version: 01.01
Date: 06-21-2016          Assembly Flags: 0x00
Version: REV 01          CLEI Code: PROTOXCLEI
ID: Control Board          FRU Model Number: PROTO-ASSEMBLY
Board Information Record:
Address 0x00: ad 01 00 20 28 8a 1c 6d c4 7e ff ff ff ff ff ff
I2C Hex Data:
Address 0x00: 7f b0 02 fe 0c 96 01 01 52 45 56 20 30 31 00 00
Address 0x10: 00 00 00 00 37 35 30 2d 30 36 37 33 37 33 00 00
Address 0x20: 53 2f 4e 20 41 42 44 4a 30 30 34 37 00 15 06 07
Address 0x30: e0 ff ff ff ad 01 00 20 28 8a 1c 6d c4 7e ff ff
Address 0x40: ff ff ff ff 01 50 52 4f 54 4f 58 43 4c 45 49 50
Address 0x50: 52 4f 54 4f 2d 41 53 53 45 4d 42 4c 59 00 00 00
Address 0x60: 00 00 00 00 00 00 41 30 30 ff ff ff ff ff ff ff

```

```

Address 0x70: ff ff ff c2 ff ff ff ff ff ff ff ff ff ff ff
CB 1          REV 03 750-067373 ABDH3016          Control Board
Jedec Code:   0x7fb0          EEPROM Version:   0x02
P/N:          750-067373      S/N:              ABDH3016
Assembly ID:  0x0c96          Assembly Version: 01.03
Date:         05-07-2016      Assembly Flags:  0x00
Version:      REV 03          CLEI Code:       PROTOXCLEI
ID: Control Board          FRU Model Number:  PROTO-ASSEMBLY
Board Information Record:
Address 0x00: ad 01 00 20 f4 cc 55 35 71 a0 ff ff ff ff ff ff
I2C Hex Data:
Address 0x00: 7f b0 02 fe 0c 96 01 03 52 45 56 20 30 33 00 00
Address 0x10: 00 00 00 00 37 35 30 2d 30 36 37 33 37 33 00 00
Address 0x20: 53 2f 4e 20 41 42 44 48 33 30 31 36 00 07 05 07
Address 0x30: e0 ff ff ff ad 01 00 20 f4 cc 55 35 71 a0 ff ff
Address 0x40: ff ff ff ff 01 50 52 4f 54 4f 58 43 4c 45 49 50
Address 0x50: 52 4f 54 4f 2d 41 53 53 45 4d 42 4c 59 00 00 00
Address 0x60: 00 00 00 00 00 00 41 30 30 ff ff ff ff ff ff ff
Address 0x70: ff ff ff c2 ff ff ff ff ff ff ff ff ff ff ff ff

SFB 0          REV 08 750-067371 ABDK7180          Switch Fabric Board
Jedec Code:   0x7fb0          EEPROM Version:   0x02
P/N:          750-067371      S/N:              ABDK7180
Assembly ID:  0x0c97          Assembly Version: 01.08
Date:         09-27-2016      Assembly Flags:  0x00
Version:      REV 08          CLEI Code:       PROTOXCLEI
ID: Switch Fabric Board      FRU Model Number:  PROTO-ASSEMBLY
Board Information Record:
Address 0x00: ff ff ff ff ff ff ff ff ff ff ff ff ff ff ff ff
I2C Hex Data:
Address 0x00: 7f b0 02 fe 0c 97 01 08 52 45 56 20 30 38 00 00
Address 0x10: 00 00 00 00 37 35 30 2d 30 36 37 33 37 31 00 00
Address 0x20: 53 2f 4e 20 41 42 44 4b 37 31 38 30 00 1b 09 07
Address 0x30: e0 ff ff ff ff ff ff ff ff ff ff ff ff ff ff ff
Address 0x40: ff ff ff ff 01 50 52 4f 54 4f 58 43 4c 45 49 50
Address 0x50: 52 4f 54 4f 2d 41 53 53 45 4d 42 4c 59 00 00 00
Address 0x60: 00 00 00 00 00 00 41 30 30 ff ff ff ff ff ff ff
Address 0x70: ff ff ff c2 07 00 00 00 00 00 00 00 00 00 00 48 00

SFB 1          REV 08 750-067371 ABDK7024          Switch Fabric Board
Jedec Code:   0x7fb0          EEPROM Version:   0x02
P/N:          750-067371      S/N:              ABDK7024
Assembly ID:  0x0c97          Assembly Version: 01.08
Date:         09-27-2016      Assembly Flags:  0x00
Version:      REV 08          CLEI Code:       PROTOXCLEI
ID: Switch Fabric Board      FRU Model Number:  PROTO-ASSEMBLY
Board Information Record:
Address 0x00: ff ff ff ff ff ff ff ff ff ff ff ff ff ff ff ff
I2C Hex Data:
Address 0x00: 7f b0 02 fe 0c 97 01 08 52 45 56 20 30 38 00 00
Address 0x10: 00 00 00 00 37 35 30 2d 30 36 37 33 37 31 00 00
Address 0x20: 53 2f 4e 20 41 42 44 4b 37 30 32 34 00 1b 09 07
Address 0x30: e0 ff ff ff ff ff ff ff ff ff ff ff ff ff ff ff
Address 0x40: ff ff ff ff 01 50 52 4f 54 4f 58 43 4c 45 49 50
Address 0x50: 52 4f 54 4f 2d 41 53 53 45 4d 42 4c 59 00 00 00
Address 0x60: 00 00 00 00 00 00 41 30 30 ff ff ff ff ff ff ff
Address 0x70: ff ff ff c2 07 00 00 00 00 00 00 00 00 01 00 48 00

SFB 2          REV 08 750-067371 ABDK7188          Switch Fabric Board
Jedec Code:   0x7fb0          EEPROM Version:   0x02
P/N:          750-067371      S/N:              ABDK7188
Assembly ID:  0x0c97          Assembly Version: 01.08
Date:         09-28-2016      Assembly Flags:  0x00
Version:      REV 08          CLEI Code:       PROTOXCLEI

```

```

ID: Switch Fabric Board          FRU Model Number:  PROTO-ASSEMBLY
Board Information Record:
  Address 0x00: ff ff ff ff ff ff ff ff ff ff ff ff ff ff ff ff
I2C Hex Data:
  Address 0x00: 7f b0 02 fe 0c 97 01 08 52 45 56 20 30 38 00 00
  Address 0x10: 00 00 00 00 37 35 30 2d 30 36 37 33 37 31 00 00
  Address 0x20: 53 2f 4e 20 41 42 44 4b 37 31 38 38 00 1c 09 07
  Address 0x30: e0 ff ff ff ff ff ff ff ff ff ff ff ff ff ff
  Address 0x40: ff ff ff ff 01 50 52 4f 54 4f 58 43 4c 45 49 50
  Address 0x50: 52 4f 54 4f 2d 41 53 53 45 4d 42 4c 59 00 00 00
  Address 0x60: 00 00 00 00 00 00 41 30 30 ff ff ff ff ff ff ff
  Address 0x70: ff ff ff c2 07 00 00 00 00 00 00 00 00 02 00 48 00
SFB 3          REV 08    750-067371  ABDK7143          Switch Fabric Board
Jedec Code:    0x7fb0          EEPROM Version:    0x02
P/N:           750-067371      S/N:          ABDK7143
Assembly ID:   0x0c97          Assembly Version: 01.08
Date:          09-27-2016      Assembly Flags: 0x00
Version:       REV 08          CLEI Code:     PROTOXCLEI
ID: Switch Fabric Board          FRU Model Number:  PROTO-ASSEMBLY
Board Information Record:
  Address 0x00: ff ff ff ff ff ff ff ff ff ff ff ff ff ff ff ff
I2C Hex Data:
  Address 0x00: 7f b0 02 fe 0c 97 01 08 52 45 56 20 30 38 00 00
  Address 0x10: 00 00 00 00 37 35 30 2d 30 36 37 33 37 31 00 00
  Address 0x20: 53 2f 4e 20 41 42 44 4b 37 31 34 33 00 1b 09 07
  Address 0x30: e0 ff ff ff ff ff ff ff ff ff ff ff ff ff ff
  Address 0x40: ff ff ff ff 01 50 52 4f 54 4f 58 43 4c 45 49 50
  Address 0x50: 52 4f 54 4f 2d 41 53 53 45 4d 42 4c 59 00 00 00
  Address 0x60: 00 00 00 00 00 00 41 30 30 ff ff ff ff ff ff ff
  Address 0x70: ff ff ff c2 07 00 00 00 00 00 00 00 00 03 00 48 00
SFB 4          REV 08    750-067371  ABDK7030          Switch Fabric Board
Jedec Code:    0x7fb0          EEPROM Version:    0x02
P/N:           750-067371      S/N:          ABDK7030
Assembly ID:   0x0c97          Assembly Version: 01.08
Date:          09-24-2016      Assembly Flags: 0x00
Version:       REV 08          CLEI Code:     PROTOXCLEI
ID: Switch Fabric Board          FRU Model Number:  PROTO-ASSEMBLY
Board Information Record:
  Address 0x00: ff ff ff ff ff ff ff ff ff ff ff ff ff ff ff ff
I2C Hex Data:
  Address 0x00: 7f b0 02 fe 0c 97 01 08 52 45 56 20 30 38 00 00
  Address 0x10: 00 00 00 00 37 35 30 2d 30 36 37 33 37 31 00 00
  Address 0x20: 53 2f 4e 20 41 42 44 4b 37 30 33 30 00 18 09 07
  Address 0x30: e0 ff ff ff ff ff ff ff ff ff ff ff ff ff ff
  Address 0x40: ff ff ff ff 01 50 52 4f 54 4f 58 43 4c 45 49 50
  Address 0x50: 52 4f 54 4f 2d 41 53 53 45 4d 42 4c 59 00 00 00
  Address 0x60: 00 00 00 00 00 00 41 30 30 ff ff ff ff ff ff ff
  Address 0x70: ff ff ff c2 07 00 00 00 00 00 00 00 00 04 00 48 00
SFB 5          REV 08    750-067371  ABDK7146          Switch Fabric Board
Jedec Code:    0x7fb0          EEPROM Version:    0x02
P/N:           750-067371      S/N:          ABDK7146
Assembly ID:   0x0c97          Assembly Version: 01.08
Date:          09-27-2016      Assembly Flags: 0x00
Version:       REV 08          CLEI Code:     PROTOXCLEI
ID: Switch Fabric Board          FRU Model Number:  PROTO-ASSEMBLY
Board Information Record:
  Address 0x00: ff ff ff ff ff ff ff ff ff ff ff ff ff ff ff ff
I2C Hex Data:
  Address 0x00: 7f b0 02 fe 0c 97 01 08 52 45 56 20 30 38 00 00
  Address 0x10: 00 00 00 00 37 35 30 2d 30 36 37 33 37 31 00 00
  Address 0x20: 53 2f 4e 20 41 42 44 4b 37 31 34 36 00 1b 09 07

```

```

Address 0x30: e0 ff ff ff ff ff ff ff ff ff ff ff ff ff ff
Address 0x40: ff ff ff ff 01 50 52 4f 54 4f 58 43 4c 45 49 50
Address 0x50: 52 4f 54 4f 2d 41 53 53 45 4d 42 4c 59 00 00 00
Address 0x60: 00 00 00 00 00 00 41 30 30 ff ff ff ff ff ff
Address 0x70: ff ff ff c2 07 00 00 00 00 00 00 00 05 00 48 00
SFB 6          REV 08    750-067371    ABDK7203          Switch Fabric Board
Jedec Code:    0x7fb0          EEPROM Version:    0x02
P/N:           750-067371      S/N:             ABDK7203
Assembly ID:   0x0c97          Assembly Version: 01.08
Date:          09-28-2016      Assembly Flags:   0x00
Version:       REV 08          CLEI Code:        PROTOXCLEI
ID: Switch Fabric Board        FRU Model Number: PROTO-ASSEMBLY
Board Information Record:
Address 0x00: ff ff ff ff ff ff ff ff ff ff ff ff ff ff ff
I2C Hex Data:
Address 0x00: 7f b0 02 fe 0c 97 01 08 52 45 56 20 30 38 00 00
Address 0x10: 00 00 00 00 37 35 30 2d 30 36 37 33 37 31 00 00
Address 0x20: 53 2f 4e 20 41 42 44 4b 37 32 30 33 00 1c 09 07
Address 0x30: e0 ff ff ff ff ff ff ff ff ff ff ff ff ff ff
Address 0x40: ff ff ff ff 01 50 52 4f 54 4f 58 43 4c 45 49 50
Address 0x50: 52 4f 54 4f 2d 41 53 53 45 4d 42 4c 59 00 00 00
Address 0x60: 00 00 00 00 00 00 41 30 30 ff ff ff ff ff ff
Address 0x70: ff ff ff c2 07 00 00 00 00 00 00 00 06 00 48 00
SFB 7          REV 08    750-067371    ABDK7238          Switch Fabric Board
Jedec Code:    0x7fb0          EEPROM Version:    0x02
P/N:           750-067371      S/N:             ABDK7238
Assembly ID:   0x0c97          Assembly Version: 01.08
Date:          09-27-2016      Assembly Flags:   0x00
Version:       REV 08          CLEI Code:        PROTOXCLEI
ID: Switch Fabric Board        FRU Model Number: PROTO-ASSEMBLY
Board Information Record:
Address 0x00: ff ff ff ff ff ff ff ff ff ff ff ff ff ff ff
I2C Hex Data:
Address 0x00: 7f b0 02 fe 0c 97 01 08 52 45 56 20 30 38 00 00
Address 0x10: 00 00 00 00 37 35 30 2d 30 36 37 33 37 31 00 00
Address 0x20: 53 2f 4e 20 41 42 44 4b 37 32 33 38 00 1b 09 07
Address 0x30: e0 ff ff ff ff ff ff ff ff ff ff ff ff ff ff
Address 0x40: ff ff ff ff 01 50 52 4f 54 4f 58 43 4c 45 49 50
Address 0x50: 52 4f 54 4f 2d 41 53 53 45 4d 42 4c 59 00 00 00
Address 0x60: 00 00 00 00 00 00 41 30 30 ff ff ff ff ff ff
Address 0x70: ff ff ff c2 07 00 00 00 00 00 00 00 07 00 48 00
FPC 0          REV 36    750-044130    ABCS8607          MPC6E 3D
Jedec Code:    0x7fb0          EEPROM Version:    0x02
P/N:           750-044130      S/N:             ABCS8607
Assembly ID:   0x0b86          Assembly Version: 01.36
Date:          10-29-2013      Assembly Flags:   0x00
Version:       REV 36          CLEI Code:        PROTOXCLEI
ID: MPC6E 3D        FRU Model Number: PROTO-ASSEMBLY
Board Information Record:
Address 0x00: ff ff ff ff ff ff ff ff ff ff ff ff ff ff ff
I2C Hex Data:
Address 0x00: 7f b0 02 fe 0b 86 01 24 52 45 56 20 33 36 00 00
Address 0x10: 00 00 00 00 37 35 30 2d 30 34 34 31 33 30 00 00
Address 0x20: 53 2f 4e 20 41 42 43 53 38 36 30 37 00 1d 0a 07
Address 0x30: dd ff ff ff ff ff ff ff ff ff ff ff ff ff ff
Address 0x40: ff ff ff ff 01 50 52 4f 54 4f 58 43 4c 45 49 50
Address 0x50: 52 4f 54 4f 2d 41 53 53 45 4d 42 4c 59 00 00 00
Address 0x60: 00 00 00 00 00 00 41 30 30 ff ff ff ff ff ff
Address 0x70: ff ff ff c2 ff ff ff ff ff ff ff ff ff ff ff ff
CPU          REV 09    711-045719    ABCS8776          RMPC PMB
Jedec Code:    0x7fb0          EEPROM Version:    0x02

```

```

P/N:          711-045719          S/N:          ABCS8776
Assembly ID:  0x0b85              Assembly Version: 01.09
Date:         10-24-2013          Assembly Flags:  0x00
Version:      REV 09
ID: RMPC PMB
Board Information Record:
  Address 0x00: ff ff ff ff ff ff ff ff ff ff ff ff ff ff ff
I2C Hex Data:
  Address 0x00: 7f b0 02 ff 0b 85 01 09 52 45 56 20 30 39 00 00
  Address 0x10: 00 00 00 00 37 31 31 2d 30 34 35 37 31 39 00 00
  Address 0x20: 53 2f 4e 20 41 42 43 53 38 37 37 36 00 18 0a 07
  Address 0x30: dd ff ff ff ff ff ff ff ff ff ff ff ff ff ff
  Address 0x40: ff ff ff ff 00 50 52 4f 54 4f 58 43 4c 45 49 50
  Address 0x50: 52 4f 54 4f 2d 41 53 53 45 4d 42 4c 59 00 00 00
  Address 0x60: 00 00 00 00 00 00 41 30 30 ff ff ff ff ff ff ff
  Address 0x70: ff ff ff c2 00 00 00 00 16 47 1f b0 00 00 00 00
MIC 0          REV 21    750-050008    ABCT5920          4X100GE CXP
Jedec Code:    0x7fb0          EEPROM Version:    0x02
P/N:          750-050008          S/N:          ABCT5920
Assembly ID:   0x0a83          Assembly Version: 01.21
Date:         09-29-2014          Assembly Flags:  0x00
Version:      REV 21          CLEI Code:      IP9IATYDAA
ID: 4X100GE CXP          FRU Model Number: MIC6-100G-CXP
Board Information Record:
  Address 0x00: 12 01 07 02 03 ff ff ff ff ff ff ff ff ff ff ff
I2C Hex Data:
  Address 0x00: 7f b0 02 ff 0a 83 01 15 52 45 56 20 32 31 00 00
  Address 0x10: 00 00 00 00 37 35 30 2d 30 35 30 30 30 38 00 00
  Address 0x20: 53 2f 4e 20 41 42 43 54 35 39 32 30 00 1d 09 07
  Address 0x30: de ff ff ff 12 01 07 02 03 ff ff ff ff ff ff ff
  Address 0x40: ff ff ff ff 01 49 50 39 49 41 54 59 44 41 41 4d
  Address 0x50: 49 43 36 2d 31 30 30 47 2d 43 58 50 00 00 00 00
  Address 0x60: 00 00 00 00 00 00 41 41 00 ff ff ff ff ff ff ff
  Address 0x70: ff ff ff 74 00 00 00 00 10 09 73 3c c0 02 70 3c
PIC 0          BUILTIN    BUILTIN          4X100GE CXP
XLM 0          REV 07.2.00 711-046638 ABCK3488          MPC6E XL
Jedec Code:    0x7fb0          EEPROM Version:    0x02
P/N:          711-046638          S/N:          ABCK3488
Assembly ID:   0x0b88          Assembly Version: 01.07
Date:         11-11-2013          Assembly Flags:  0x00
Version:      REV 07.2.00
ID: MPC6E XL
Board Information Record:
  Address 0x00: ff ff ff ff ff ff ff ff ff ff ff ff ff ff ff
I2C Hex Data:
  Address 0x00: 7f b0 02 ff 0b 88 01 07 52 45 56 20 30 37 2e 32
  Address 0x10: 2e 30 30 00 37 31 31 2d 30 34 36 36 33 38 00 00
  Address 0x20: 53 2f 4e 20 41 42 43 4b 33 34 38 38 00 0b 0b 07
  Address 0x30: dd ff ff ff ff ff ff ff ff ff ff ff ff ff ff
  Address 0x40: ff ff ff ff 00 50 52 4f 54 4f 58 43 4c 45 49 50
  Address 0x50: 52 4f 54 4f 2d 41 53 53 45 4d 42 4c 59 00 00 00
  Address 0x60: 00 00 00 00 00 00 41 30 30 ff ff ff ff ff ff ff
  Address 0x70: ff ff ff c2 00 00 00 00 00 00 00 00 00 00 00 00
XLM 1          REV 07.2.00 711-046638 ABCK5482          MPC6E XL
Jedec Code:    0x7fb0          EEPROM Version:    0x02
P/N:          711-046638          S/N:          ABCK5482
Assembly ID:   0x0b88          Assembly Version: 01.07
Date:         10-21-2013          Assembly Flags:  0x00
Version:      REV 07.2.00
ID: MPC6E XL
Board Information Record:

```

```

Address 0x00: ff ff ff ff ff ff ff ff ff ff ff ff ff ff ff
I2C Hex Data:
Address 0x00: 7f b0 02 ff 0b 88 01 07 52 45 56 20 30 37 2e 32
Address 0x10: 2e 30 30 00 37 31 31 2d 30 34 36 36 33 38 00 00
Address 0x20: 53 2f 4e 20 41 42 43 4b 35 34 38 32 00 15 0a 07
Address 0x30: dd ff ff ff ff ff ff ff ff ff ff ff ff ff ff
Address 0x40: ff ff ff ff 00 50 52 4f 54 4f 58 43 4c 45 49 50
Address 0x50: 52 4f 54 4f 2d 41 53 53 45 4d 42 4c 59 00 00 00
Address 0x60: 00 00 00 00 00 00 41 30 30 ff ff ff ff ff ff ff
Address 0x70: ff ff ff c2 00 00 00 00 00 00 00 00 00 00 00 00
FPC 1          REV 22    750-063414    CAFJ3026          MPC9E 3D
Jedec Code:    0x7fb0          EEPROM Version:    0x02
P/N:           750-063414      S/N:           CAFJ3026
Assembly ID:   0x0c43          Assembly Version: 01.22
Date:          03-28-2016      Assembly Flags: 0x00
Version:       REV 22          CLEI Code:     IPUCBMUCAA
ID: MPC9E 3D          FRU Model Number: MX2K-MPC9E
Board Information Record:
Address 0x00: ff ff ff ff ff ff ff ff ff ff ff ff ff ff ff
I2C Hex Data:
Address 0x00: 7f b0 02 ff 0c 43 01 16 52 45 56 20 32 32 00 00
Address 0x10: 00 00 00 00 37 35 30 2d 30 36 33 34 31 34 00 00
Address 0x20: 53 2f 4e 20 43 41 46 4a 33 30 32 36 00 1c 03 07
Address 0x30: e0 ff ff ff ff ff ff ff ff ff ff ff ff ff ff
Address 0x40: ff ff ff ff 01 49 50 55 43 42 4d 55 43 41 41 4d
Address 0x50: 58 32 4b 2d 4d 50 43 39 45 00 00 00 00 00 00 00
Address 0x60: 00 00 00 00 00 00 41 41 00 ff ff ff ff ff ff ff
Address 0x70: ff ff ff 00 ff ff ff ff ff ff ff ff ff ff ff ff
CPU          REV 16    750-057177    CAFF9332          SMPC PMB
Jedec Code:    0x7fb0          EEPROM Version:    0x01
P/N:           750-057177      S/N:           CAFF9332
Assembly ID:   0x0c22          Assembly Version: 01.16
Date:          03-20-2016      Assembly Flags: 0x00
Version:       REV 16
ID: SMPC PMB
Board Information Record:
Address 0x00: ff ff ff ff ff ff ff ff ff ff ff ff ff ff ff
I2C Hex Data:
Address 0x00: 7f b0 01 ff 0c 22 01 10 52 45 56 20 31 36 00 00
Address 0x10: 00 00 00 00 37 35 30 2d 30 35 37 31 37 37 00 00
Address 0x20: 53 2f 4e 20 43 41 46 46 39 33 33 32 00 14 03 07
Address 0x30: e0 ff ff ff ff ff ff ff ff ff ff ff ff ff ff
Address 0x40: ff ff ff ff 00 ff ff ff ff ff ff ff ff ff ff ff
Address 0x50: ff ff ff ff ff ff ff ff ff ff ff ff ff ff ff
Address 0x60: ff ff ff ff ff ff ff ff ff ff ff ff ff ff ff
Address 0x70: ff ff ff ff 00 00 00 00 38 f9 0d e0 4f d1 4b 08
FPC 7          REV 08    750-038492    ZX4080          MPCE Type 2 3D EQ
Jedec Code:    0x7fb0          EEPROM Version:    0x02
P/N:           750-038492      S/N:           ZX4080
Assembly ID:   0x0b35          Assembly Version: 01.08
Date:          02-03-2012      Assembly Flags: 0x00
Version:       REV 08          CLEI Code:     COUIBA5BAA
ID: MPCE Type 2 3D EQ          FRU Model Number: MX-MPC2E-3D-EQ
Board Information Record:
Address 0x00: ff ff ff ff ff ff ff ff ff ff ff ff ff ff ff
I2C Hex Data:
Address 0x00: 7f b0 02 ff 0b 35 01 08 52 45 56 20 30 38 00 00
Address 0x10: 00 00 00 00 37 35 30 2d 30 33 38 34 39 32 00 00
Address 0x20: 53 2f 4e 20 5a 58 34 30 38 30 00 00 00 03 02 07
Address 0x30: dc ff ff ff ff ff ff ff ff ff ff ff ff ff ff
Address 0x40: ff ff ff ff 01 43 4f 55 49 42 41 35 42 41 41 4d

```



```

Address 0x50: 58 2d 4d 50 43 32 45 2d 33 44 2d 45 51 00 00 00
Address 0x60: 00 00 00 00 00 00 41 00 00 ff ff ff ff ff ff ff
Address 0x70: ff ff ff 74 ff ff ff ff ff ff ff ff ff ff ff ff
CPU          REV 03    711-038484    ZX3665          MPCE PMB 2G
Jedec Code:  0x7fb0          EEPROM Version:  0x01
P/N:         711-038484      S/N:          ZX3665
Assembly ID: 0x0b36          Assembly Version: 01.03
Date:        02-01-2012      Assembly Flags: 0x00
Version:     REV 03
ID: MPCE PMB 2G
Board Information Record:
Address 0x00: ff ff ff ff ff ff ff ff ff ff ff ff ff ff ff ff
I2C Hex Data:
Address 0x00: 7f b0 01 ff 0b 36 01 03 52 45 56 20 30 33 00 00
Address 0x10: 00 00 00 00 37 31 31 2d 30 33 38 34 38 34 00 00
Address 0x20: 53 2f 4e 20 5a 58 33 36 36 35 00 00 00 01 02 07
Address 0x30: dc ff ff ff ff ff ff ff ff ff ff ff ff ff ff ff
Address 0x40: ff ff ff ff ff ff ff ff ff ff ff ff ff ff ff ff
Address 0x50: ff ff ff ff ff ff ff ff ff ff ff ff ff ff ff ff
Address 0x60: ff ff ff ff ff ff ff ff ff ff ff ff ff ff ff ff
Address 0x70: ff ff ff ff 00 00 00 02 00 00 0c 00 42 5f c0 a4
MIC 0          REV 05    750-037128    ZR4031          1xCOC12/4xCOC3 CH-CE
Jedec Code:  0x7fb0          EEPROM Version:  0x02
P/N:         750-037128      S/N:          ZR4031
Assembly ID: 0x0a1b          Assembly Version: 01.05
Date:        12-04-2011      Assembly Flags: 0x00
Version:     REV 05          CLEI Code:      PROTOXCLEI
ID: 1xCOC12/4xCOC3 CH-CE    FRU Model Number: MIC-3D-4CHOC3-10C12-CE
Board Information Record:
Address 0x00: 12 01 05 03 05 ff ff ff ff ff ff ff ff ff ff ff
I2C Hex Data:
Address 0x00: 7f b0 02 ff 0a 1b 01 05 52 45 56 20 30 35 00 00
Address 0x10: 00 00 00 00 37 35 30 2d 30 33 37 31 32 38 00 00
Address 0x20: 53 2f 4e 20 5a 52 34 30 33 31 00 00 00 04 0c 07
Address 0x30: db ff ff ff 12 01 05 03 05 ff ff ff ff ff ff ff
Address 0x40: ff ff ff ff 01 50 52 4f 54 4f 58 43 4c 45 49 4d
Address 0x50: 49 43 2d 33 44 2d 34 43 48 4f 43 33 2d 31 4f 43
Address 0x60: 31 32 2d 43 45 00 30 32 00 ff ff ff ff ff ff ff
Address 0x70: ff ff ff 98 c0 02 61 bc 7f b0 02 ff 0a 11 01 17
PIC 0          BUILTIN    BUILTIN          1xCOC12/4xCOC3 CH-CE
MIC 1          REV 23    750-032479    CADE8614        MIC-3D-8DS3-E3
Jedec Code:  0x7fb0          EEPROM Version:  0x02
P/N:         750-032479      S/N:          CADE8614
Assembly ID: 0x0a11          Assembly Version: 01.23
Date:        07-24-2014      Assembly Flags: 0x00
Version:     REV 23          CLEI Code:      COUIA8DBAA
ID: MIC-3D-8DS3-E3          FRU Model Number: MIC-3D-8DS3-E3
Board Information Record:
Address 0x00: 56 01 ff ff 03 ff ff ff ff ff ff ff ff ff ff ff
I2C Hex Data:
Address 0x00: 7f b0 02 ff 0a 11 01 17 52 45 56 20 32 33 00 00
Address 0x10: 00 00 00 00 37 35 30 2d 30 33 32 34 37 39 00 00
Address 0x20: 53 2f 4e 20 43 41 44 45 38 36 31 34 00 18 07 07
Address 0x30: de ff ff ff 56 01 ff ff 03 ff ff ff ff ff ff ff
Address 0x40: ff ff ff ff 01 43 4f 55 49 41 38 44 42 41 41 4d
Address 0x50: 49 43 2d 33 44 2d 38 44 53 33 2d 45 33 00 00 00
Address 0x60: 00 00 00 00 00 00 41 41 00 ff ff ff ff ff ff ff
Address 0x70: ff ff ff 7b c0 03 e5 7c 4f 8a 9e 10 00 00 00 02
PIC 2          BUILTIN    BUILTIN          MIC-3D-8DS3-E3
QXM 0          REV 06    711-028408    ZW8299          MPC QXM
Jedec Code:  0x7fb0          EEPROM Version:  0x01

```

P/N: 711-028408 S/N: ZW8299  
 Assembly ID: 0x097a Assembly Version: 02.06  
 Date: 01-19-2012 Assembly Flags: 0x00  
 Version: REV 06

ID: MPC QXM

Board Information Record:

Address 0x00: ff ff ff ff ff ff ff ff ff ff ff ff ff ff ff

I2C Hex Data:

Address 0x00: 7f b0 01 ff 09 7a 02 06 52 45 56 20 30 36 00 00  
 Address 0x10: 00 00 00 00 37 31 31 2d 30 32 38 34 30 38 00 00  
 Address 0x20: 53 2f 4e 20 5a 57 38 32 39 39 00 00 00 13 01 07  
 Address 0x30: dc ff ff ff ff ff ff ff ff ff ff ff ff ff ff  
 Address 0x40: ff ff ff ff 00 ff ff ff ff ff ff ff ff ff ff  
 Address 0x50: ff ff ff ff ff ff ff ff ff ff ff ff ff ff ff  
 Address 0x60: ff ff ff ff ff ff ff ff ff ff ff ff ff ff ff  
 Address 0x70: ff ff ff ff 00 00 00 00 00 00 00 00 00 00 00 00

QXM 1 REV 06 711-028408 ZY0609 MPC QXM

Jedec Code: 0x7fb0 EEPROM Version: 0x01  
 P/N: 711-028408 S/N: ZY0609  
 Assembly ID: 0x097a Assembly Version: 02.06  
 Date: 01-19-2012 Assembly Flags: 0x00  
 Version: REV 06

ID: MPC QXM

Board Information Record:

Address 0x00: ff ff ff ff ff ff ff ff ff ff ff ff ff ff ff

I2C Hex Data:

Address 0x00: 7f b0 01 ff 09 7a 02 06 52 45 56 20 30 36 00 00  
 Address 0x10: 00 00 00 00 37 31 31 2d 30 32 38 34 30 38 00 00  
 Address 0x20: 53 2f 4e 20 5a 59 30 36 30 39 00 00 00 13 01 07  
 Address 0x30: dc ff ff ff ff ff ff ff ff ff ff ff ff ff ff  
 Address 0x40: ff ff ff ff 00 ff ff ff ff ff ff ff ff ff ff  
 Address 0x50: ff ff ff ff ff ff ff ff ff ff ff ff ff ff ff  
 Address 0x60: ff ff ff ff ff ff ff ff ff ff ff ff ff ff ff  
 Address 0x70: ff ff ff ff 00 00 00 00 00 00 00 00 00 00 00 00

ADC 7 REV 17 750-043596 ABCA0990 Adapter Card

Jedec Code: 0x7fb0 EEPROM Version: 0x02  
 P/N: 750-043596 S/N: ABCA0990  
 Assembly ID: 0x0b3d Assembly Version: 01.17  
 Date: 03-07-2013 Assembly Flags: 0x00  
 Version: REV 17 CLEI Code: IPUCBA8CAA  
 ID: Adapter Card FRU Model Number: MX2000-LC-ADAPTER

Board Information Record:

Address 0x00: ff ff ff ff ff ff ff ff ff ff ff ff ff ff ff

I2C Hex Data:

Address 0x00: 7f b0 02 ff 0b 3d 01 11 52 45 56 20 31 37 00 00  
 Address 0x10: 00 00 00 00 37 35 30 2d 30 34 33 35 39 36 00 00  
 Address 0x20: 53 2f 4e 20 41 42 43 41 30 39 39 30 00 07 03 07  
 Address 0x30: dd ff ff ff ff ff ff ff ff ff ff ff ff ff ff  
 Address 0x40: ff ff ff ff 01 49 50 55 43 42 41 38 43 41 41 4d  
 Address 0x50: 58 32 30 30 30 2d 4c 43 2d 41 44 41 50 54 45 52  
 Address 0x60: 00 00 00 00 00 00 41 00 00 ff ff ff ff ff ff ff  
 Address 0x70: ff ff ff 3a 00 00 00 00 00 00 00 00 00 00 00

Fan Tray 0 REV 01 760-052467 ACAY6190 172mm FanTray - 6 Fans

Jedec Code: 0x7fb0 EEPROM Version: 0x02  
 P/N: 760-052467 S/N: ACAY6190  
 Assembly ID: 0x0b96 Assembly Version: 02.10  
 Date: 09-18-2015 Assembly Flags: 0x00  
 Version: REV 01 CLEI Code: IPUCBENCAA  
 ID: 172mm FanTray - 6 Fans FRU Model Number: MX2000-FANTRAY-S

Board Information Record:

Address 0x00: ff ff ff ff ff ff ff ff ff ff ff ff ff ff ff

```

I2C Hex Data:
Address 0x00: 7f b0 02 ff 0b 96 02 0a 52 45 56 20 30 31 00 00
Address 0x10: 00 00 00 00 37 36 30 2d 30 35 32 34 36 37 00 00
Address 0x20: 53 2f 4e 20 41 43 41 59 36 31 39 30 00 12 09 07
Address 0x30: df ff ff ff ff ff ff ff ff ff ff ff ff ff ff
Address 0x40: ff ff ff ff 01 49 50 55 43 42 45 4e 43 41 41 4d
Address 0x50: 58 32 30 30 30 2d 46 41 4e 54 52 41 59 2d 53 00
Address 0x60: 00 00 00 00 00 00 31 ff ff ff ff ff ff ff ff
Address 0x70: ff ff ff 1a ff ff ff ff ff ff ff ff ff ff ff
Fan Tray 1      REV 01    760-052467    ACAY6414      172mm FanTray - 6 Fans
Jedec Code:    0x7fb0      EEPROM Version: 0x02
P/N:           760-052467  S/N:          ACAY6414
Assembly ID:   0x0b96      Assembly Version: 02.10
Date:          10-28-2015  Assembly Flags: 0x00
Version:       REV 01      CLEI Code:     IPUCBENCAA
ID: 172mm FanTray - 6 Fans  FRU Model Number: MX2000-FANTRAY-S
Board Information Record:
Address 0x00: ff ff ff ff ff ff ff ff ff ff ff ff ff ff ff
I2C Hex Data:
Address 0x00: 7f b0 02 ff 0b 96 02 0a 52 45 56 20 30 31 00 00
Address 0x10: 00 00 00 00 37 36 30 2d 30 35 32 34 36 37 00 00
Address 0x20: 53 2f 4e 20 41 43 41 59 36 34 31 34 00 1c 0a 07
Address 0x30: df ff ff ff ff ff ff ff ff ff ff ff ff ff ff
Address 0x40: ff ff ff ff 01 49 50 55 43 42 45 4e 43 41 41 4d
Address 0x50: 58 32 30 30 30 2d 46 41 4e 54 52 41 59 2d 53 00
Address 0x60: 00 00 00 00 00 00 31 ff ff ff ff ff ff ff ff
Address 0x70: ff ff ff 1a ff ff ff ff ff ff ff ff ff ff ff

```

### show chassis hardware models (MX2008 Router)

```

user@host>show chassis hardware models
Hardware inventory:

```

Item	Version	Part number	Serial number	FRU model number
Midplane	REV 47	750-044636	ABAD1739	CHAS-BP-MX2010-S
PMP	REV 01	711-051406	ACVD0738	
FPM Board	REV 02	760-068193	ABDG7408	PROTO-ASSEMBLY
PSM 1	REV 06	740-050037	1EDB61200R8	MX2000-PSM-DC-S
PSM 2	REV 06	740-050037	1EDB61200WA	MX2000-PSM-DC-S
PSM 3	REV 06	740-050037	1EDB61200NY	MX2000-PSM-DC-S
PSM 4	REV 06	740-050037	1EDB61200N2	MX2000-PSM-DC-S
PSM 5	REV 06	740-050037	1EDB61200RN	MX2000-PSM-DC-S
PSM 6	REV 06	740-050037	1EDB61200RF	MX2000-PSM-DC-S
PSM 7	REV 06	740-050037	1EDB61200R7	MX2000-PSM-DC-S
PDM 0	REV 01	740-060189	1EFF5250143	MX2K-PDM-OP-DC-S
PDM 1	REV 01	740-060189	1EFF5250074	MX2K-PDM-OP-DC-S
CB 0	REV 01	750-067373	ABDJ0047	PROTO-ASSEMBLY
CB 1	REV 03	750-067373	ABDH3016	PROTO-ASSEMBLY
SFB 0	REV 08	750-067371	ABDK7180	PROTO-ASSEMBLY
SFB 1	REV 08	750-067371	ABDK7024	PROTO-ASSEMBLY
SFB 2	REV 08	750-067371	ABDK7188	PROTO-ASSEMBLY
SFB 3	REV 08	750-067371	ABDK7143	PROTO-ASSEMBLY
SFB 4	REV 08	750-067371	ABDK7030	PROTO-ASSEMBLY
SFB 5	REV 08	750-067371	ABDK7146	PROTO-ASSEMBLY
SFB 6	REV 08	750-067371	ABDK7203	PROTO-ASSEMBLY
SFB 7	REV 08	750-067371	ABDK7238	PROTO-ASSEMBLY
FPC 0	REV 36	750-044130	ABCS8607	PROTO-ASSEMBLY
MIC 0	REV 21	750-050008	ABCT5920	MIC6-100G-CXP
FPC 1	REV 22	750-063414	CAFJ3026	MX2K-MPC9E
FPC 7	REV 08	750-038492	ZX4080	MX-MPC2E-3D-EQ
MIC 0	REV 05	750-037128	ZR4031	MIC-3D-4CHOC3-10C12-CE
MIC 1	REV 23	750-032479	CADE8614	MIC-3D-8DS3-E3

ADC 7	REV 17	750-043596	ABCA0990	MX2000-LC-ADAPTER
Fan Tray 0	REV 01	760-052467	ACAY6190	MX2000-FANTRAY-S
Fan Tray 1	REV 01	760-052467	ACAY6414	MX2000-FANTRAY-S

### show chassis hardware clei-models (MX2008 Router)

```
user@host>show chassis hardware clei-models
Hardware inventory:
```

Item	Version	Part number	CLEI code	FRU model number
Midplane	REV 47	750-044636	IPMU810ARB	CHAS-BP-MX2010-S
PMP	REV 01	711-051406		
FPM Board	REV 02	760-068193	PROTOXCLEI	PROTO-ASSEMBLY
PSM 1	REV 06	740-050037	IPUPAPDKAA	MX2000-PSM-DC-S
PSM 2	REV 06	740-050037	IPUPAPDKAA	MX2000-PSM-DC-S
PSM 3	REV 06	740-050037	IPUPAPDKAA	MX2000-PSM-DC-S
PSM 4	REV 06	740-050037	IPUPAPDKAA	MX2000-PSM-DC-S
PSM 5	REV 06	740-050037	IPUPAPDKAA	MX2000-PSM-DC-S
PSM 6	REV 06	740-050037	IPUPAPDKAA	MX2000-PSM-DC-S
PSM 7	REV 06	740-050037	IPUPAPDKAA	MX2000-PSM-DC-S
PDM 0	REV 01	740-060189	IPUPAN1KAA	MX2K-PDM-OP-DC-S
PDM 1	REV 01	740-060189	IPUPAN1KAA	MX2K-PDM-OP-DC-S
CB 0	REV 01	750-067373	PROTOXCLEI	PROTO-ASSEMBLY
CB 1	REV 03	750-067373	PROTOXCLEI	PROTO-ASSEMBLY
SFB 0	REV 08	750-067371	PROTOXCLEI	PROTO-ASSEMBLY
SFB 1	REV 08	750-067371	PROTOXCLEI	PROTO-ASSEMBLY
SFB 2	REV 08	750-067371	PROTOXCLEI	PROTO-ASSEMBLY
SFB 3	REV 08	750-067371	PROTOXCLEI	PROTO-ASSEMBLY
SFB 4	REV 08	750-067371	PROTOXCLEI	PROTO-ASSEMBLY
SFB 5	REV 08	750-067371	PROTOXCLEI	PROTO-ASSEMBLY
SFB 6	REV 08	750-067371	PROTOXCLEI	PROTO-ASSEMBLY
SFB 7	REV 08	750-067371	PROTOXCLEI	PROTO-ASSEMBLY
FPC 0	REV 36	750-044130	PROTOXCLEI	PROTO-ASSEMBLY
MIC 0	REV 21	750-050008	IP9IATYDAA	MIC6-100G-CXP
FPC 1	REV 22	750-063414	IPUCBMUCAA	MX2K-MPC9E
FPC 7	REV 08	750-038492	COUIBA5BAA	MX-MPC2E-3D-EQ
MIC 0	REV 05	750-037128	PROTOXCLEI	MIC-3D-4CHOC3-10C12-CE
MIC 1	REV 23	750-032479	COUIA8DBAA	MIC-3D-8DS3-E3
ADC 7	REV 17	750-043596	IPUCBA8CAA	MX2000-LC-ADAPTER
Fan Tray 0	REV 01	760-052467	IPUCBENCAA	MX2000-FANTRAY-S
Fan Tray 1	REV 01	760-052467	IPUCBENCAA	MX2000-FANTRAY-S

### show chassis hardware (MX10003 Router)

```
user@host> show chassis hardware

Hardware inventory:
```

Item	Version	Part number	Serial number	Description
Chassis			BLANK	JNP10003 [MX10003]
Midplane	REV 01	750-066883	CAGM0759	Midplane 2
Routing Engine 0		BUILTIN	BUILTIN	Routing Engine
Routing Engine 1		BUILTIN	BUILTIN	Routing Engine
CB 0	REV 07	750-067071	CAGX4354	SPM
Mezz	REV 10	711-066896	CAHS7200	SPM Mezz Board
CB 1	REV 07	750-067071	CAGX4363	SPM
Mezz	REV 10	711-066896	CAHS7193	SPM Mezz Board
FPC 0	REV 05	750-066879	CAGV0273	LC2103
CPU		BUILTIN	BUILTIN	SMPC PMB
PIC 0				
PIC 1				
FPC 1	REV 05	750-066879	CAGV0278	LC2103

CPU		BUILTIN	BUILTIN	SMPC PMB
PIC 0		BUILTIN	BUILTIN	6xQSFP
PIC 1				
PEM 0	REV 01	740-066937	1HS16320003	JNP-PWR1600-AC
PEM 1	REV 01	740-066937	1HS16320002	JNP-PWR1600-AC
Fan Tray 0	REV 02	760-069329	CAGS7731	JNP FAN 3RU
Fan Tray 1	REV 02	760-069329	CAGS7776	JNP FAN 3RU
Fan Tray 2	REV 02	760-069329	CAGS7659	JNP FAN 3RU
Fan Tray 3	REV 02	760-069329	CAGS7669	JNP FAN 3RU

### show chassis hardware (MX204 Router)

```
user@host> show chassis hardware
```

```
Hardware inventory:
Item          Version  Part number  Serial number  Description
Chassis                               BB768         JNP204 [MX204]
Routing Engine 0                       BUILTIN      RE-S-2X00x6
CB 0          REV 11   750-069579   CAJD3113      JNP204 [MX204]
FPC 0          BUILTIN      BUILTIN      MPC
PIC 0          BUILTIN      BUILTIN      4XQSFP28 PIC
  Xcvr 0       REV 01   740-061405   1ACQ110409R   QSFP-100GBASE-SR4
  Xcvr 1       REV 01   740-054053   QF027546      QSFP+-4X10G-SR
  Xcvr 2       REV 01   740-058732   1AMQA142092   QSFP-100GBASE-LR4
  Xcvr 3       REV 01   740-058732   1AMQA14203J   QSFP-100GBASE-LR4
PIC 1          BUILTIN      BUILTIN      8XSFP PIC
PEM 1          REV 04   740-043886   1GA46361256   JPSU-650W-DC-AFO
Fan Tray 0                               Fan Tray, Front to Back
  Airflow - AFO
Fan Tray 1                               Fan Tray, Front to Back
  Airflow - AFO
Fan Tray 2                               Fan Tray, Front to Back
  Airflow - AFO
```

### show chassis hardware (vMX running in lite mode)

```
user@host> show chassis hardware
```

```
Hardware inventory:
Item          Version  Part number  Serial number  Description
Chassis                               VM54599D128A  VMX
Midplane
Routing Engine 0                       RE-VMX
CB 0                               VMX SCB
CB 1                               VMX SCB
FPC 0                               Virtual FPC
CPU                               Rev. 1.0 RIOT-LITE  BUILTIN
MIC 0
PIC 0                               BUILTIN      BUILTIN      Virtual
```

### show chassis hardware (vMX running in performance mode)

```
user@host> show chassis hardware
```

```
Hardware inventory:
Item          Version  Part number  Serial number  Description
Chassis                               VM54599D128A  VMX
Midplane
Routing Engine 0                       RE-VMX
CB 0                               VMX SCB
CB 1                               VMX SCB
FPC 0                               Virtual FPC
```

CPU	Rev. 1.0	RIOT-PERF	BUILTIN	
MIC 0				Virtual
PIC 0		BUILTIN	BUILTIN	Virtual

### show chassis hardware (T320 Router)

```
user@host> show chassis hardware
```

```
Hardware inventory:
```

Item	Version	Part number	Serial number	Description
Chassis			19093	T320
Midplane	REV 04	710-004339	BC1436	T320 Backplane
FPM GBUS	REV 03	710-004461	BC1407	T320 FPM Board
FPM Display	REV 04	710-002897	BE0763	FPM Display
CIP	REV 05	710-002895	BB2311	T Series CIP
PEM 0	Rev 01	740-004359	NB12546	Power Entry Module
SCG 0	REV 06	710-004455	AY4522	T320 Sonet
Clock Gen.				
Routing Engine 0				unknown
CB 0	REV 13	710-002728	BC1577	T Series
Control Board				
CB 1	REV 13	710-002728	BC1595	T Series
Control Board				
FPC 1	REV 09	710-007531	HS1572	FPC Type 2
CPU	REV 15	710-001726	HR8763	FPC CPU
PIC 0	REV 01	750-010618	CB5579	4x G/E SFP,
1000 BASE				
SFP 0	REV 01	740-007326	P5809Z1	SFP-SX
SFP 1	REV 01	740-007326	P4Q10XU	SFP-SX
SFP 2		NON-JNPR	RA45020031	SFP-SX
SFP 3		NON-JNPR	RA45020032	SFP-SX
PIC 1	REV 01	750-010618	CD9587	4x G/E SFP,
1000 BASE				
SFP 0		NON-JNPR	P5A08QZ	SFP-T
SFP 1	REV 01	740-007326	P4Q133K	SFP-SX
SFP 2	REV 01	740-007326	P5809YY	SFP-SX
SFP 3	REV 01	740-007327	4C81704	SFP-LX
MMB 1	REV 03	710-005555	HR9401	MMB-288mbit
PPB 0	REV 04	710-003758	HR2886	PPB Type 2
FPC 2	REV 07	710-005860	HP2392	FPC Type 1
CPU	REV 14	710-001726	HP7797	FPC CPU
PIC 0	REV 02	750-007643	HM0853	1x G/E QPP,
1000 BASE				
SFP 0	REV 01	740-007326	P11E9JJ	SFP-SX
MMB 1	REV 02	710-005555	HN2379	MMB-288mbit
PPB 0	REV 04	710-003758	HP8092	PPB Type 2
FPC 3	REV 07	710-005860	HP2393	FPC Type 1
CPU	REV 14	710-001726	HP0968	FPC CPU
PIC 0	REV 01	750-010240	CB5363	1x G/E SFP,
1000 BASE				
SFP 0	REV 01	740-007326	P4R0PNH	SFP-SX
PIC 1	REV 03	750-003034	HD2832	4x OC-3 SONET,
SMIR				
MMB 1	REV 02	710-005555	HN6307	MMB-288mbit
PPB 0	REV 04	710-003758	HP5051	PPB Type 2
FPC 4	REV 01	710-010845	JD3872	FPC Type 4
CPU	REV 02	710-011481	JB6042	FPC CPU
5	REV 01	710-005802	BC1566	FPC Type 2
CPU	REV 09	710-001726	AY4922	FPC CPU
PIC 0	REV 02	750-008155	BE2114	2x G/E QPP,
1000 BASE				
SFP 0	REV 01	740-007326	P4R0PMQ	SFP-SX

SFP 1	REV 01	740-007326	P4R0PN9	SFP-SX
PIC 1	REV 01	750-008155	BE2116	2x G/E QPP,
1000 BASE				
SFP 0	REV 01	740-007326	P4R0PNZ	SFP-SX
SFP 1		NON-JNPR	2908	SFP-T
MMB 1	REV 01	710-005555	AZ2246	MMB-288mbit
PPB 0	REV 03	710-003758	AY4839	PPB Type 2
FPC 7	REV 01	710-005803	AZ2123	FPC Type 3
...				

### show chassis hardware (T640 Router)

```
user@host> show chassis hardware
Hardware inventory:
```

Item	Version	Part number	Serial number	Description
Chassis			19182	T640
Midplane	REV 04	710-002726	AX5608	T640 Backplane
FPM GBUS	REV 02	710-002901	HE3064	T640 FPM Board
FPM Display	REV 02	710-002897	HE7864	FPM Display
CIP	REV 05	710-002895	HA5024	T Series CIP
PEM 0	Rev 02	740-029522	VH26235	AC PEM 10kW US
PEM 1	Rev 02	740-029522	VH26230	AC PEM 10kW US
SCG 0	REV 03	710-003423	HA4508	T640 Sonet Clock Gen.
Routing Engine 0	REV 02	740-005022	210865700483	RE-3.0 (RE-600)
CB 0	REV 01	710-002728	HD3044	T Series Control Board
FPC 2	REV 04	710-001721	HD5572	FPC Type 3
CPU	REV 06	710-001726	HA4712	FPC CPU
PIC 1	REV 03	750-009567	HV2331	1x 10GE(LAN),XENPAK
SFP 0	REV 01	740-009898	USC202R103	XENPAK-SR
PIC 2	REV 03	750-009567	HV2332	1x 10GE(LAN),XENPAK
SFP 0	REV 01	740-011268	USC202R112	XENPAK-ZR
PIC 3	REV 03	750-009567	HX4416	1x 10GE(LAN),XENPAK
SFP 0	REV 01	740-012056	434TC004	XENPAK-CX4
PIC 4	REV 03	750-009567	HX4420	1x 10GE(LAN),XENPAK
SFP 0	REV 01	740-012058	434TC124	XENPAK-LX4
FPC 5	REV 01	710-013553	JE4839	E2-FPC Type 1
CPU	REV 01	710-013569	JW9163	FPC CPU
PIC 0	REV 01	750-009567	HX4419	1x 10GE(LAN),XENPAK
SFP 0	REV 01	740-009898	USC202RT05	XENPAK-LR
PIC 1	REV 03	750-009567	HN7426	1x 10GE(LAN),XENPAK
SFP 0	REV 01	740-009550	03L90051	XENPAK-ER
PIC 2	REV 03	750-009467	HT7423	1x 10GE(LAN),XENPAK
SFP 0		NON-JNPR		UNKNOWN
PIC 3	REV 04	750-005100	AY4850	1x 10GE(LAN),DWDM
FPC 4	REV 01	710-010845	JD3872	FPC Type 4
CPU	REV 02	710-011481	JB6042	FPC CPU
Fan Tray 0				Front Top Fan Tray
Fan Tray 1				Front Bottom Fan Tray
Fan Tray 2				Rear Fan Tray

### show chassis hardware models (T640 Router)

```
user@host> show chassis hardware models
Hardware inventory:
```

Item	Version	Part number	CLEI code	FRU model number
Midplane	REV 04	710-002726		CHAS-BP-T640-S
FPM Display	REV 02	710-002897		CRAFT-T640-S
CIP	REV 05	710-002895		CIP-L-T640-S
PEM 0	Rev 01	740-002595		PWR-T-DC-S
SCG 0	REV 04	710-003423		SCG-T-S

SCG 1	REV 04	710-003423	SCG-T-S
Routing Engine 0	REV 01	740-005022	RE-600-2048-S
Routing Engine 1	REV 07	740-005022	RE-600-2048-S
CB 0	REV 06	710-002726	CHAS-BP-T640-S
CB 1	REV 06	710-002728	CB-L-T-S
FPC 5	REV 05	710-007527	T640-FPC2
PIC 0	REV 05	750-002510	PB-2GE-SX
PIC 1	REV 05	750-001901	PB-40C12-SON-SMIR
FPC 6	REV 03	710-001721	T640-FPC3
PIC 1	REV 01	750-009553	PC-40C48-SON-SFP
SIB 4	REV 02	750-005486	SIB-I-T640-S
Fan Tray 0			FANTRAY-T-S
Fan Tray 1			FANTRAY-T-S
Fan Tray 2			FAN-REAR-TX-T640-S

### show chassis hardware extensive (T640 Router)

```

user@host> show chassis hardware extensive
Hardware inventory:
Item                Version  Part number  Serial number  Description
Chassis
Jedec Code: 0x7fb0      EEPROM Version: 0x01
P/N: .....            S/N: .....
Assembly ID: 0x0507      Assembly Version: 00.00
Date: 00-00-0000        Assembly Flags: 0x00
Version: .....
ID: Gibson LCC Chassis
Board Information Record:
Address 0x00: 00 00 00 00 00 00 00 00 00 00 00 00 00 00 00 00
I2C Hex Data:
Address 0x00: 7f b0 01 ff 05 07 00 00 00 00 00 00 00 00 00 00
Address 0x10: 00 00 00 00 00 00 00 00 00 00 00 00 00 00 00 00
Address 0x20: ff ff ff ff ff ff ff ff ff ff ff ff ff 00 00 00 00
Address 0x30: 00 00 00 00 00 00 00 00 00 00 00 00 00 00 00 00
Address 0x40: 00 00 00 00 00 00 00 00 00 00 00 00 00 00 00 00
Midplane            REV 04    710-002726    AX5633
Jedec Code: 0x7fb0      EEPROM Version: 0x01
P/N: 710-002726.        S/N: AX5633.
Assembly ID: 0x0127      Assembly Version: 01.04
Date: 06-27-2001        Assembly Flags: 0x00
Version: REV 04.....
ID: Gibson Backplane
Board Information Record:
Address 0x00: ad 01 08 00 00 90 69 0e f8 00 ff ff ff ff ff ff
I2C Hex Data:
Address 0x00: 7f b0 01 ff 01 27 01 04 52 45 56 20 30 34 00 00
Address 0x10: 00 00 00 00 37 31 30 2d 30 30 32 37 32 36 00 00
Address 0x20: 53 2f 4e 20 41 58 35 36 33 33 00 00 00 1b 06 07
Address 0x30: d1 ff ff ff ad 01 08 00 00 90 69 0e f8 00 ff ff
Address 0x40: ff ff ff ff ff ff ff ff ff ff ff ff ff ff ff ff
FPM GBUS            REV 02    710-002901    HE3245
...
FPM Display         REV 02    710-002897    HA4873
...
CIP                  REV 05    710-002895    HA4729
...
PEM 1                RevX02    740-002595    MD21815        Power Entry Module
...
SCG 0                REV 04    710-003423    HF6023
...
SCG 1                REV 04    710-003423    HF6061

```



```

...
Routing Engine 0 REV 01 740-005022 210865700292 RE-3.0
...
CB 0 REV 06 710-002728 HE3614
...
FPC 1 REV 01 710-002385 HE3009 FPC Type 1
...
REV 06 710-001726 HC0010

```

### show chassis hardware (T4000 Router)

```

user@host> show chassis hardware
Hardware inventory:
Item                Version  Part number  Serial number  Description
Chassis
Midplane            REV 01  710-027486   RC8355         T-series Backplane
FPM GBUS            REV 13  710-002901   BBAE0927       T640 FPM Board
FPM Display         REV 01  710-021387   EF6764         T1600 FPM Display
CIP                 REV 06  710-002895   BBAD9210       T-series CIP
PEM 0              REV 01  740-036442   VA00016        Power Entry Module 6x60
SCG 0              REV 18  710-003423   BBAD7248       T640 Sonet Clock Gen.
SCG 1              REV 18  710-003423   BBAE3874       T640 Sonet Clock Gen.
Routing Engine 0    REV 05  740-026941   P737F-002248   RE-DUO-1800
Routing Engine 1    REV 06  740-026941   P737F-002653   RE-DUO-1800
CB 0                REV 09  710-022597   ED0295         LCC Control Board
CB 1                REV 09  710-022597   EA6050         LCC Control Board
FPC 0              REV 26  750-032819   EK1173         FPC Type 5-3D
CPU                REV 12  711-030686   EJ8584         SNG PMB
PIC 0              REV 07  750-034624   EF6837         12x10GE (LAN/WAN) SFPP
  Xcvr 0            REV 01  740-031980   123363A01145   SFP+-10G-SR
  Xcvr 1            REV 01  740-031980   123363A01147   SFP+-10G-SR
  Xcvr 2            REV 01  740-031980   AJJ01P3        SFP+-10G-SR
  Xcvr 3            REV 01  740-031980   B10M03256      SFP+-10G-SR
  Xcvr 4            REV 01  740-031980   AJJ01M2        SFP+-10G-SR
  Xcvr 5            REV 01  740-031980   123363A01137   SFP+-10G-SR
  Xcvr 6            REV 01  740-031980   AJJ01PN        SFP+-10G-SR
  Xcvr 7            REV 01  740-031980   AJJ01NW        SFP+-10G-SR
  Xcvr 8            REV 01  740-031980   123363A01139   SFP+-10G-SR
  Xcvr 9            REV 01  740-031980   AJJ01KE        SFP+-10G-SR
  Xcvr 10           REV 01  740-031980   123363A01336   SFP+-10G-SR
  Xcvr 11           REV 01  740-031980   B10M01325      SFP+-10G-SR
PIC 1              REV 07  750-034624   EF6800         12x10GE (LAN/WAN) SFPP
  Xcvr 0            REV 01  740-031980   AJJ01SA        SFP+-10G-SR
  Xcvr 1            REV 01  740-031980   AJJ01QZ        SFP+-10G-SR
  Xcvr 2            REV 01  740-031980   AJH0217        SFP+-10G-SR
  Xcvr 3            REV 01  740-031980   AJJ01TE        SFP+-10G-SR
  Xcvr 4            REV 01  740-031980   AJJ01KV        SFP+-10G-SR
  Xcvr 5            REV 01  740-031980   AJJ01MU        SFP+-10G-SR
  Xcvr 6            REV 01  740-031980   AJJ01R0        SFP+-10G-SR
  Xcvr 7            REV 01  740-031980   AJJ01TC        SFP+-10G-SR
  Xcvr 8            REV 01  740-031980   AJJ0364        SFP+-10G-SR
  Xcvr 9            REV 01  740-031980   AJD0GV3        SFP+-10G-SR
  Xcvr 10           REV 01  740-031980   B10M03343      SFP+-10G-SR
  Xcvr 11           REV 01  740-031980   AJJ01QJ        SFP+-10G-SR
LMB 0              REV 05  711-034381   EJ8490         Type-0 LMB
LMB 1              REV 04  711-035774   EJ8517         Type-1 LMB
LMB 2              REV 05  711-034381   EJ8489         Type-0 LMB
FPC 3              REV 07  750-032819   EG3637         FPC Type 5-3D
CPU                REV 09  711-030686   EG0150         SNG PMB
PIC 0              REV 08  750-035293   EF3657         1x100GE
  Xcvr 0            REV 01  740-032210   C22CQNJ        CFP-100G-LR4
PIC 1              REV 10  750-034624   BBAN4098       12x10GE (LAN/WAN) SFPP

```

Xcvr 0	REV 01	740-031980	B11J04902	SFP+-10G-SR
Xcvr 1	REV 01	740-031980	B11J04891	SFP+-10G-SR
Xcvr 2	REV 01	740-031980	AJJ01MX	SFP+-10G-SR
Xcvr 3	REV 01	740-031980	B11J04183	SFP+-10G-SR
Xcvr 4	REV 01	740-031980	B11J04894	SFP+-10G-SR
Xcvr 5	REV 01	740-031980	B11J04184	SFP+-10G-SR
Xcvr 6	REV 01	740-031980	B11J04897	SFP+-10G-SR
Xcvr 7	REV 01	740-031980	B11J04899	SFP+-10G-SR
Xcvr 8	REV 01	740-031980	AJJ01TV	SFP+-10G-SR
Xcvr 9	REV 01	740-031980	B11J04057	SFP+-10G-SR
Xcvr 10	REV 01	740-031980	AJJ01M4	SFP+-10G-SR
Xcvr 11	REV 01	740-031980	B11J04905	SFP+-10G-SR
LMB 0	REV 04	711-034381	EG1524	Type-0 LMB
LMB 1	REV 03	711-035774	EG0345	Type-1 LMB
LMB 2	REV 04	711-034381	EG1522	Type-0 LMB
FPC 5	REV 03	710-033871	BBAJ0768	FPC Type 4-ES
CPU	REV 11	710-016744	BBAH9342	ST-PMB2
PIC 0	REV 09	750-029262	EE6789	100GE
PIC 1	REV 03	750-034781	EE6655	100GE CFP
Xcvr 0	REV 01	740-032210	J11A22334	CFP-100G-LR4
BRIDGE 0	REV 03	711-029995	EE6572	100GE Bridge Board
MMB 0	REV 07	710-025563	BBAJ4657	ST-MMB2
MMB 1	REV 07	710-025563	BBAJ3073	ST-MMB2
FPC 6	REV 05	750-010153	EF4936	FPC Type 5-3D
CPU	REV 06	711-030686	EF4189	SNG PMB
PIC 0	REV 10	750-034624	BBAN4109	12x10GE (LAN/WAN) SFPP
Xcvr 0	REV 01	740-031980	B11J04895	SFP+-10G-SR
Xcvr 1	REV 01	740-031980	B11J04898	SFP+-10G-SR
Xcvr 2	REV 01	740-031980	B11J04021	SFP+-10G-SR
Xcvr 3	REV 01	740-031980	B11J04903	SFP+-10G-SR
Xcvr 4	REV 01	740-031980	B11J04311	SFP+-10G-SR
Xcvr 5	REV 01	740-031980	B11J04059	SFP+-10G-SR
Xcvr 6	REV 01	740-031980	B11J04016	SFP+-10G-SR
Xcvr 7	REV 01	740-031980	B11J04017	SFP+-10G-SR
Xcvr 8	REV 01	740-031980	B11J04887	SFP+-10G-SR
Xcvr 9	REV 01	740-031980	B11J04297	SFP+-10G-SR
Xcvr 10	REV 01	740-031980	B11J04893	SFP+-10G-SR
Xcvr 11	REV 01	740-031980	B11J04022	SFP+-10G-SR
PIC 1	REV 02	750-034624	EE3711	12x10GE (LAN/WAN) SFPP
Xcvr 0	REV 01	740-031980	AJH033X	SFP+-10G-SR
Xcvr 1	REV 01	740-031980	AJJ01N0	SFP+-10G-SR
Xcvr 2	REV 01	740-031980	AJJ01SV	SFP+-10G-SR
Xcvr 3	REV 01	740-031980	AJJ032L	SFP+-10G-SR
Xcvr 4	REV 01	740-031980	B10M01593	SFP+-10G-SR
Xcvr 5	REV 01	740-031980	AJD0FF1	SFP+-10G-SR
Xcvr 6	REV 01	740-031980	AJJ01NU	SFP+-10G-SR
Xcvr 7	REV 01	740-031980	123363A01305	SFP+-10G-SR
Xcvr 8	REV 01	740-031980	B10M00361	SFP+-10G-SR
Xcvr 9	REV 01	740-031980	AJJ01M7	SFP+-10G-SR
Xcvr 10	REV 01	740-031980	AJJ032X	SFP+-10G-SR
Xcvr 11	REV 01	740-031980	AJJ01PG	SFP+-10G-SR
LMB 0	REV 04	711-034381	EF3838	Type-0 LMB
LMB 1	REV 03	711-035774	EF3821	Type-1 LMB
LMB 2	REV 04	711-034381	EF3834	Type-0 LMB
SPMB 0	REV 05	710-023321	ED1990	LCC Switch CPU
SPMB 1	REV 05	710-023321	EA2768	LCC Switch CPU
SIB 0	REV 02	711-036340	EF8802	SIB-HC-3D
SIB 1	REV 07	711-036340	EG2286	SIB-HC-3D
SIB 2	REV 07	711-036340	EG2252	SIB-HC-3D
SIB 3	REV 02	711-036340	EF1358	SIB-HC-3D
SIB 4	REV 02	711-036340	EF8806	SIB-HC-3D

Fan Tray 0	Front Top Fan Tray
Fan Tray 1	Front Bottom Fan Tray
-- Rev 2	
Fan Tray 2	Rear Fan Tray -- Rev 3

### show chassis hardware (T4000 Router with 16-GB Line Card Chassis (LCC) Routing Engine)

```
user@host> show chassis hardware
Hardware inventory:
```

Item	Version	Part number	Serial number	Description
Chassis			JN11BDF2CAHA	T1600
Midplane	REV 01	710-027486	ACAJ0774	T640 Backplane
FPM GBUS	REV 13	710-002901	BBAL6812	T640 FPM Board
FPM Display	REV 04	710-021387	BBAP2679	T1600 FPM Display
CIP	REV 06	710-002895	BBAP4758	T-series CIP
PEM 0	Rev 03	740-026384	XF86421	Power Entry Module 3x80
PEM 1	Rev 03	740-026384	XF86429	Power Entry Module 3x80
SCG 0	REV 18	710-003423	BBAP1896	T640 Sonet Clock Gen.
SCG 1	REV 18	710-003423	BBAN8659	T640 Sonet Clock Gen.
Routing Engine 0	REV 01	740-042243	737F-002238	RE-DUO-1800-16G
Routing Engine 1	REV 01	740-042243	737F-002403	RE-DUO-1800-16G
CB 1	REV 11	710-022597	EK4526	LCC Control Board
CB 1	REV 11	710-022597	EK4527	LCC Control Board
FPC 0	REV 05	710-033871	EK5644	FPC Type 4-ES
CPU	REV 11	710-016744	EK3428	ST-PMB2
PIC 0	REV 20	750-017405	EJ3041	4x 10GE (LAN/WAN) XFP
PIC 1	REV 17	750-026962	EH7536	10x10GE (LAN/WAN) SFPP
MMB 0	REV 07	710-025563	EK6039	ST-MMB2
MMB 1	REV 07	710-025563	EK6086	ST-MMB2
FPC 1	REV 05	710-033871	EK6583	FPC Type 4-ES
CPU	REV 11	710-016744	EK3401	ST-PMB2
PIC 0	REV 17	750-026962	EJ8948	10x10GE (LAN/WAN) SFPP
MMB 0	REV 07	710-025563	EK6202	ST-MMB2
MMB 1	REV 07	710-025563	EK6112	ST-MMB2
SPMB 1	REV 05	710-023321	EK4900	LCC Switch CPU
SIB 0	REV 11	710-013074	EK5958	SIB-I8-SF
SIB 1	REV 11	710-013074	EK4606	SIB-I8-SF
SIB 2	REV 11	710-013074	EK5971	SIB-I8-SF
SIB 3	REV 11	710-013074	EK4609	SIB-I8-SF
SIB 4	REV 11	710-013074	EK4602	SIB-I8-SF
Fan Tray 0				Front Top Fan Tray
Fan Tray 1				Front Bottom Fan Tray
Fan Tray 2				Rear Fan Tray -- Rev 2

### show chassis hardware (T4000 Router with LSR FPC)

```
user@host> show chassis hardware
Hardware inventory:
```

Item	Version	Part number	Serial number	Description
Chassis			JN1173A24AHA	T4000
FPC 3	REV	750-048373	AN7797	FPC Type 5-LSR
CPU	REV 10	711-030686	AN6649	SNG PMB
PIC 0	REV 07	750-034624	EF6830	12x10GE (LAN/WAN) SFPP

### show chassis hardware clei-models (T4000 Router)

```
user@host> show chassis hardware clei-models
Hardware inventory:
```

Item	Version	Part number	CLEI code	FRU model number
Midplane	REV 01	710-027486	IPMJ700DRD	CHAS-BP-T1600-S

FPM Display	REV 01	710-021387		CRAFT-T1600-S
CIP	REV 06	710-002895		CIP-L-T640-S
PEM 0	REV 01	740-036442	IPUPAG6KAA	PWR-T-6-60-DC
SCG 0	REV 18	710-003423		SCG-T-S
SCG 1	REV 18	710-003423		SCG-T-S
Routing Engine 0	REV 05	740-026941		RE-DUO-C1800-8G-S
Routing Engine 1	REV 06	740-026941		RE-DUO-C1800-8G-S
CB 0	REV 09	710-022597		CB-LCC-S
CB 1	REV 09	710-022597		CB-LCC-S
FPC 3				
PIC 0	REV 08	750-035293	XXXXXXXXBB	PF-1CGE-CFP
PIC 1	REV 10	750-034624	XXXXXXXXCC	PF-12XGE-SFPP
FPC 5	REV 03	710-033871	IPUCAMBCTD	T1600-FPC4-ES
PIC 1	REV 03	750-034781	IPUIBKLMMA	PD-1CE-CFP-FPC4
FPC 6				
PIC 0	REV 10	750-034624	XXXXXXXXCC	PF-12XGE-SFPP
Fan Tray 0				FANTRAY-T-S
Fan Tray 1				FANTRAY-T4000-S
Fan Tray 2				FANTRAY-TXP-R-S

### show chassis hardware detail (T4000 Router)

```
user@host> show chassis hardware detail
```

```
Hardware inventory:
```

Item	Version	Part number	Serial number	Description
Chassis			JN1172F25AHA	T4000
Midplane	REV 01	710-027486	RC8355	T-series Backplane
FPM GBUS	REV 13	710-002901	BBAE0927	T640 FPM Board
FPM Display	REV 01	710-021387	EF6764	T1600 FPM Display
CIP	REV 06	710-002895	BBAD9210	T-series CIP
PEM 0	REV 01	740-036442	VA00016	Power Entry Module 6x60
SCG 0	REV 18	710-003423	BBAD7248	T640 Sonet Clock Gen.
SCG 1	REV 18	710-003423	BBAE3874	T640 Sonet Clock Gen.
Routing Engine 0	REV 05	740-026941	P737F-002248	RE-DUO-1800
ad0	3823 MB	SMART CF	2009121602A661576157	Compact Flash
ad1	59690 MB	STEC MACH-8 SSD	STM000103FDB	Disk 1
Routing Engine 1	REV 06	740-026941	P737F-002653	RE-DUO-1800
ad0	3823 MB	SMART CF	201011150153F52CF52C	Compact Flash
ad1	62720 MB	SMART Lite SATA Drive	2010110900150A880A88	Disk 1
CB 0	REV 09	710-022597	ED0295	LCC Control Board
CB 1	REV 09	710-022597	EA6050	LCC Control Board
FPC 0	REV 26	750-032819	EK1173	FPC Type 5-3D
CPU	REV 12	711-030686	EJ8584	SNG PMB
PIC 0	REV 07	750-034624	EF6837	12x10GE (LAN/WAN) SFPP
Xcvr 0	REV 01	740-031980	123363A01145	SFP+-10G-SR
Xcvr 1	REV 01	740-031980	123363A01147	SFP+-10G-SR
Xcvr 2	REV 01	740-031980	AJJ01P3	SFP+-10G-SR
Xcvr 3	REV 01	740-031980	B10M03256	SFP+-10G-SR
Xcvr 4	REV 01	740-031980	AJJ01M2	SFP+-10G-SR
Xcvr 5	REV 01	740-031980	123363A01137	SFP+-10G-SR
Xcvr 6	REV 01	740-031980	AJJ01PN	SFP+-10G-SR
Xcvr 7	REV 01	740-031980	AJJ01NW	SFP+-10G-SR
Xcvr 8	REV 01	740-031980	123363A01139	SFP+-10G-SR
Xcvr 9	REV 01	740-031980	AJJ01KE	SFP+-10G-SR
Xcvr 10	REV 01	740-031980	123363A01336	SFP+-10G-SR
Xcvr 11	REV 01	740-031980	B10M01325	SFP+-10G-SR
PIC 1	REV 07	750-034624	EF6800	12x10GE (LAN/WAN) SFPP
Xcvr 0	REV 01	740-031980	AJJ01SA	SFP+-10G-SR
Xcvr 1	REV 01	740-031980	AJJ01QZ	SFP+-10G-SR
Xcvr 2	REV 01	740-031980	AJH0217	SFP+-10G-SR
Xcvr 3	REV 01	740-031980	AJJ01TE	SFP+-10G-SR

Xcvr 4	REV 01	740-031980	AJJ01KV	SFP+-10G-SR
Xcvr 5	REV 01	740-031980	AJJ01MU	SFP+-10G-SR
Xcvr 6	REV 01	740-031980	AJJ01R0	SFP+-10G-SR
Xcvr 7	REV 01	740-031980	AJJ01TC	SFP+-10G-SR
Xcvr 8	REV 01	740-031980	AJJ0364	SFP+-10G-SR
Xcvr 9	REV 01	740-031980	AJD0GV3	SFP+-10G-SR
Xcvr 10	REV 01	740-031980	B10M03343	SFP+-10G-SR
Xcvr 11	REV 01	740-031980	AJJ01QJ	SFP+-10G-SR
LMB 0	REV 05	711-034381	EJ8490	Type-0 LMB
LMB 1	REV 04	711-035774	EJ8517	Type-1 LMB
LMB 2	REV 05	711-034381	EJ8489	Type-0 LMB
FPC 3	REV 07	750-032819	EG3637	FPC Type 5-3D
CPU	REV 09	711-030686	EG0150	SNG PMB
PIC 0	REV 08	750-035293	EF3657	1x100GE
Xcvr 0	REV 01	740-032210	C22CQNJ	CFP-100G-LR4
PIC 1	REV 10	750-034624	BBAN4098	12x10GE (LAN/WAN) SFPP
Xcvr 0	REV 01	740-031980	B11J04902	SFP+-10G-SR
Xcvr 1	REV 01	740-031980	B11J04891	SFP+-10G-SR
Xcvr 2	REV 01	740-031980	AJJ01MX	SFP+-10G-SR
Xcvr 3	REV 01	740-031980	B11J04183	SFP+-10G-SR
Xcvr 4	REV 01	740-031980	B11J04894	SFP+-10G-SR
Xcvr 5	REV 01	740-031980	B11J04184	SFP+-10G-SR
Xcvr 6	REV 01	740-031980	B11J04897	SFP+-10G-SR
Xcvr 7	REV 01	740-031980	B11J04899	SFP+-10G-SR
Xcvr 8	REV 01	740-031980	AJJ01TV	SFP+-10G-SR
Xcvr 9	REV 01	740-031980	B11J04057	SFP+-10G-SR
Xcvr 10	REV 01	740-031980	AJJ01M4	SFP+-10G-SR
Xcvr 11	REV 01	740-031980	B11J04905	SFP+-10G-SR
LMB 0	REV 04	711-034381	EG1524	Type-0 LMB
LMB 1	REV 03	711-035774	EG0345	Type-1 LMB
LMB 2	REV 04	711-034381	EG1522	Type-0 LMB
FPC 5	REV 03	710-033871	BBAJ0768	FPC Type 4-ES
CPU	REV 11	710-016744	BBAH9342	ST-PMB2
PIC 0	REV 09	750-029262	EE6789	100GE
PIC 1	REV 03	750-034781	EE6655	100GE CFP
Xcvr 0	REV 01	740-032210	J11A22334	CFP-100G-LR4
BRIDGE 0	REV 03	711-029995	EE6572	100GE Bridge Board
MMB 0	REV 07	710-025563	BBAJ4657	ST-MMB2
MMB 1	REV 07	710-025563	BBAJ3073	ST-MMB2
FPC 6	REV 05	750-010153	EF4936	FPC Type 5-3D
CPU	REV 06	711-030686	EF4189	SNG PMB
PIC 0	REV 10	750-034624	BBAN4109	12x10GE (LAN/WAN) SFPP
Xcvr 0	REV 01	740-031980	B11J04895	SFP+-10G-SR
Xcvr 1	REV 01	740-031980	B11J04898	SFP+-10G-SR
Xcvr 2	REV 01	740-031980	B11J04021	SFP+-10G-SR
Xcvr 3	REV 01	740-031980	B11J04903	SFP+-10G-SR
Xcvr 4	REV 01	740-031980	B11J04311	SFP+-10G-SR
Xcvr 5	REV 01	740-031980	B11J04059	SFP+-10G-SR
Xcvr 6	REV 01	740-031980	B11J04016	SFP+-10G-SR
Xcvr 7	REV 01	740-031980	B11J04017	SFP+-10G-SR
Xcvr 8	REV 01	740-031980	B11J04887	SFP+-10G-SR
Xcvr 9	REV 01	740-031980	B11J04297	SFP+-10G-SR
Xcvr 10	REV 01	740-031980	B11J04893	SFP+-10G-SR
Xcvr 11	REV 01	740-031980	B11J04022	SFP+-10G-SR
PIC 1	REV 02	750-034624	EE3711	12x10GE (LAN/WAN) SFPP
Xcvr 0	REV 01	740-031980	AJH033X	SFP+-10G-SR
Xcvr 1	REV 01	740-031980	AJJ01N0	SFP+-10G-SR
Xcvr 2	REV 01	740-031980	AJJ01SV	SFP+-10G-SR
Xcvr 3	REV 01	740-031980	AJJ032L	SFP+-10G-SR
Xcvr 4	REV 01	740-031980	B10M01593	SFP+-10G-SR
Xcvr 5	REV 01	740-031980	AJD0FF1	SFP+-10G-SR

Xcvr 6	REV 01	740-031980	AJJ01NU	SFP+-10G-SR
Xcvr 7	REV 01	740-031980	123363A01305	SFP+-10G-SR
Xcvr 8	REV 01	740-031980	B10M00361	SFP+-10G-SR
Xcvr 9	REV 01	740-031980	AJJ01M7	SFP+-10G-SR
Xcvr 10	REV 01	740-031980	AJJ032X	SFP+-10G-SR
Xcvr 11	REV 01	740-031980	AJJ01PG	SFP+-10G-SR
LMB 0	REV 04	711-034381	EF3838	Type-0 LMB
LMB 1	REV 03	711-035774	EF3821	Type-1 LMB
LMB 2	REV 04	711-034381	EF3834	Type-0 LMB
SPMB 0	REV 05	710-023321	ED1990	LCC Switch CPU
SPMB 1	REV 05	710-023321	EA2768	LCC Switch CPU
SIB 0	REV 02	711-036340	EF8802	SIB-HC-3D
SIB 1	REV 07	711-036340	EG2286	SIB-HC-3D
SIB 2	REV 07	711-036340	EG2252	SIB-HC-3D
SIB 3	REV 02	711-036340	EF1358	SIB-HC-3D
SIB 4	REV 02	711-036340	EF8806	SIB-HC-3D
Fan Tray 0				Front Top Fan Tray
Fan Tray 1				Front Bottom Fan Tray
-- Rev 2				
Fan Tray 2				Rear Fan Tray -- Rev 3

### show chassis hardware models (T4000 Router)

```
user@host> show chassis hardware models
```

Hardware inventory:				
Item	Version	Part number	Serial number	FRU model number
Midplane	REV 01	710-027486	RC8355	CHAS-BP-T1600-S
FPM Display	REV 01	710-021387	EF6764	CRAFT-T1600-S
CIP	REV 06	710-002895	BBAD9210	CIP-L-T640-S
PEM 0	REV 01	740-036442	VA00016	PWR-T-6-60-DC
SCG 0	REV 18	710-003423	BBAD7248	SCG-T-S
SCG 1	REV 18	710-003423	BBAE3874	SCG-T-S
Routing Engine 0	REV 05	740-026941	P737F-002248	RE-DUO-C1800-8G-S
Routing Engine 1	REV 06	740-026941	P737F-002653	RE-DUO-C1800-8G-S
CB 0	REV 09	710-022597	ED0295	CB-LCC-S
CB 1	REV 09	710-022597	EA6050	CB-LCC-S
FPC 3				
PIC 0	REV 08	750-035293	EF3657	PF-1CGE-CFP
PIC 1	REV 10	750-034624	BBAN4098	PF-12XGE-SFPP
FPC 5	REV 03	710-033871	BBAJ0768	T1600-FPC4-ES
PIC 1	REV 03	750-034781	EE6655	PD-1CE-CFP-FPC4
FPC 6				
PIC 0	REV 10	750-034624	BBAN4109	PF-12XGE-SFPP
Fan Tray 0				FANTRAY-T-S
Fan Tray 1				FANTRAY-T4000-S
Fan Tray 2				FAN-REAR-TXP-LCC

### show chassis hardware lcc (TX Matrix Router)

```
user@host> show chassis hardware lcc 0
lcc0-re0:
```

Hardware inventory:				
Item	Version	Part number	Serial number	Description
Chassis			65751	T640
Midplane	REV 03	710-005608	RA1408	T640 Backplane
FPM GBUS	REV 09	710-002901	RA2784	T640 FPM Board
FPM Display	REV 05	710-002897	RA2825	FPM Display
CIP	REV 06	710-002895	HT0684	T Series CIP

PEM 0	Rev 11	740-002595	PM18483	Power Entry Module
PEM 1	Rev 11	740-002595	qb13984	Power Entry Module
SCG 0	REV 11	710-003423	HT0022	T640 Sonet Clock Gen.
Routing Engine 0	REV 13	740-005022	210865700363	RE-3.0 (RE-600)
CB 0	REV 03	710-007655	HW1195	Control Board (CB-T)
FPC 1	REV 05	710-007527	HM3245	FPC Type 2
CPU	REV 14	710-001726	HM1084	FPC CPU
PIC 0	REV 02	750-007218	AZ1112	2x OC-12 ATM2 IQ, SMIR
PIC 1	REV 02	750-007745	HG3462	4x OC-3 SONET, SMIR
PIC 2	REV 14	750-001901	BA5390	4x OC-12 SONET, SMIR
PIC 3	REV 09	750-008155	HS3012	2x G/E IQ, 1000 BASE
SFP 0		NON-JNPR	P1186TY	SFP-S
SFP 1	REV 01	740-007326	P11WLTF	SFP-SX
MMB 1	REV 02	710-005555	HL7514	MMB-288mbit
PPB 0	REV 04	710-003758	HM4405	PPB Type 2
PPB 1	REV 04	710-003758	AV1960	PPB Type 2
FPC 2	REV 08	710-010154	HZ3578	E-FPC Type 3
CPU	REV 05	710-010169	HZ3219	FPC CPU-Enhanced
PIC 0	REV 02	750-009567	HX2882	1x 10GE(LAN), XENPAK
SFP 0	REV 01	740-009898	USC202U709	XENPAK-LR
PIC 1	REV 03	750-003336	HJ9954	4x OC-48 SONET, SMSR
PIC 2	REV 01	750-004535	HC0235	1x OC-192 SM SR1
PIC 3	REV 07	750-007141	HX1699	10x 1GE(LAN), 1000 BASE
SFP 0	REV 01	740-007326	2441042	SFP-SX
SFP 1	REV 01	740-007326	2441027	SFP-SX
MMB 0	REV 03	710-010171	HV2365	MMB-5M3-288mbit
MMB 1	REV 03	710-010171	HZ3888	MMB-5M3-288mbit
SPMB 0	REV 09	710-003229	HW5245	T Series Switch CPU
SIB 3	REV 07	710-005781	HR5927	SIB-L8-F16
B Board	REV 06	710-005782	HR5971	SIB-L8-F16 (B)
SIB 4	REV 07	710-005781	HR5903	SIB-L8-F16
B Board	REV 06	710-005782	HZ5275	SIB-L8-F16 (B)

#### show chassis hardware scc (TX Matrix Router)

```

user@host> show chassis hardware scc
scc-re0:
-----
Hardware inventory:
Item          Version  Part number  Serial number  Description
Chassis                               TX Matrix
Midplane      REV 04   710-004396   RB0014         SCC Midplane
FPM GBUS      REV 04   710-004617   HW9141         SCC FPM Board
FPM Display   REV 04   710-004619   HS5950         SCC FPM
CIP 0         REV 01   710-010218   HV9151         SCC CIP
CIP 1         REV 01   710-010218   HV9152         SCC CIP
PEM 1         Rev 11   740-002595   QB13977        Power Entry Module
Routing Engine 0 REV 05   740-008883   P11123900153  RE-4.0 (RE-1600)
CB 0          REV 01   710-011709   HR5964         Control Board (CB-TX)
SPMB 0        REV 09   710-003229   HW5293         T Series Switch CPU
SIB 3
SIB 4         REV 01   710-005839   HW1177         SIB-S8-F16
B Board       REV 01   710-005840   HW1202         SIB-S8-F16 (B)

```

#### show chassis hardware (TI600 Router)

```

user@host> show chassis hardware
Hardware inventory:
Item          Version  Part number  Serial number  Description

```

Chassis			B2703	T1600
Midplane	REV 03	710-005608	RC4137	T640 Backplane
FPM GBUS	REV 10	710-002901	DT7062	T640 FPM Board
FPM Display	REV 05	710-002897	DS3067	FPM Display
CIP	REV 06	710-002895	DT3386	T-series CIP
PEM 0	Rev 07	740-017906	UA26344	Power Entry Module 3x80
PEM 1	Rev 18	740-002595	UF38441	Power Entry Module
SCG 0	REV 15	710-003423	DV0941	T640 Sonet Clock Gen.
Routing Engine 0	REV 08	740-014082	9009014502	RE-A-2000
Routing Engine 1	REV 07	740-014082	9009009591	RE-A-2000
CB 0	REV 05	710-007655	JA9360	Control Board (CB-T)
CB 1	REV 03	710-017707	DT3251	Control Board (CB-T)
FPC 0	REV 07	710-013558	DR4253	E2-FPC Type 2
CPU	REV 05	710-013563	DS3902	FPC CPU-Enhanced
PIC 0	REV 01	750-010618	CB5446	4x G/E SFP, 1000 BASE
Xcvr 0	REV 01	740-011613	P9F11CW	SFP-SX
Xcvr 1	REV 01	740-011613	P9F15C2	SFP-SX
Xcvr 2	REV 01	740-011782	PB94K0L	SFP-SX
PIC 1	REV 06	750-001900	HB6399	1x OC-48 SONET, SMSR
PIC 2	REV 14	750-001901	AP1092	4x OC-12 SONET, SMIR
PIC 3	REV 07	750-001900	AR8275	1x OC-48 SONET, SMSR
MMB 1	REV 07	710-010171	DS1524	MMB-5M3-288mbit
FPC 1	REV 06	710-013553	DL9067	E2-FPC Type 1
CPU	REV 04	710-013563	DM1685	FPC CPU-Enhanced
PIC 0	REV 08	750-001072	AB1688	1x G/E, 1000 BASE-SX
PIC 1	REV 10	750-012266	JX5519	4x 1GE(LAN), IQ2
Xcvr 0	REV 01	740-011613	AM0812S8UK6	SFP-SX
Xcvr 2	REV 01	740-011613	AM0812S8UK1	SFP-SX
Xcvr 3	REV 01	740-011782	P8N1YHG	SFP-SX
PIC 2	REV 22	750-005634	DP0083	1x CHOC12 IQ SONET, SMIR
MMB 1	REV 07	710-008923	DN1862	MMB 3M 288-bit
FPC 2	REV 01	710-005548	HJ9899	FPC Type 3
CPU	REV 06	710-001726	HC0586	FPC CPU
PIC 0	REV 16	750-007141	NC9660	10x 1GE(LAN), 1000 BASE
Xcvr 0	REV 01	740-011613	AM0812S8XAR	SFP-SX
Xcvr 1	REV 01	740-011782	P920E7B	SFP-SX
Xcvr 2	REV 01	740-011613	AM0812S8XAU	SFP-SX
Xcvr 4	REV 01	740-011613	AM0812S8XAK	SFP-SX
Xcvr 5	REV 01	740-011613	AM0812S8XAA	SFP-SX
Xcvr 6	REV 01	740-011613	PAJ4NKY	SFP-SX
Xcvr 7	REV 01	740-011613	AM0812S8UJW	SFP-SX
Xcvr 8	REV 01	740-011782	PB81X89	SFP-SX
Xcvr 9	REV 01	740-011613	AM0812S8UJX	SFP-SX
PIC 1	REV 06	750-015217	DK3280	8x 1GE(TYPE3), IQ2
Xcvr 0	REV 01	740-011782	P8P0A3T	SFP-SX
Xcvr 1	REV 01	740-013111	5090002	SFP-T
Xcvr 2	REV 01	740-011613	AM0814S93BQ	SFP-SX
Xcvr 4		NON-JNPR	PDE0FAN	SFP-SX
Xcvr 5	REV 01	740-011782	P8Q20XY	SFP-SX
Xcvr 6	REV 01	740-011613	AM0812S8UJV	SFP-SX
Xcvr 7	REV 01	740-011613	AM0812S8UP7	SFP-SX
PIC 2	REV 05	750-004695	HT4383	1x Tunnel
PIC 3	REV 17	750-009553	RL0204	4x OC-48 SONET
Xcvr 0	REV 01	740-011785	PDS3T23	SFP-SR
Xcvr 1	REV 01	740-011785	P6Q0F3E	SFP-SR
MMB 0	REV 03	710-004047	HD5843	MMB-288mbit
MMB 1	REV 03	710-004047	HE3208	MMB-288mbit
PPB 0	REV 02	710-002845	HA4524	PPB Type 3
PPB 1	REV 02	710-002845	HA4766	PPB Type 3



FPC 3	REV 01	710-010154	HR0863	E-FPC Type 3
CPU	REV 01	710-010169	HN3422	FPC CPU-Enhanced
PIC 0	REV 07	750-012793	WF5096	1x 10GE(LAN/WAN) IQ2
Xcvr 0		NON-JNPR	M64294TP	XFP-10G-LR
PIC 1	REV 25	750-007141	DV2127	10x 1GE(LAN), 1000 BASE
Xcvr 0	REV 01	740-011613	PFA6LTJ	SFP-SX
Xcvr 1	REV 01	740-011782	P9POXV4	SFP-SX
Xcvr 2	REV 01	740-011782	P9M0TNX	SFP-SX
Xcvr 4	REV 01	740-011782	P9B0TTP	SFP-SX
Xcvr 5		NON-JNPR	PBS4LED	SFP-SX
PIC 2	REV 17	750-009553	RL0212	4x OC-48 SONET
Xcvr 0	REV 01	740-011785	PDS3T8G	SFP-SR
PIC 3	REV 32	750-003700	DL1279	1x OC-192 12xMM VSR
MMB 0	REV 01	710-010171	HR0821	MMB-288mbit
MMB 1	REV 01	710-010171	HR0818	MMB-288mbit
FPC 4	REV 16	710-013037	EB4919	FPC Type 4-ES
CPU	REV 09	710-016744	BBAA4382	ST-PMB2
PIC 0	REV 03	711-029996	EB1569	100GE
PIC 1	REV 05	711-029999	EB9983	100GE CFP
Xcvr 0	REV 0	740-032210	J10G80746	CFP-100G-LR4
BRIDGE 0	REV 02	711-029995	EB2235	100GE Bridge Board
MMB 0	REV 04	710-025563	BBAA7112	ST-MMB2
MMB 1	REV 04	710-025563	BBAA7149	ST-MMB2
FPC 5	REV 02	710-013037	DE3407	FPC Type 4-ES
CPU	REV 04	710-016744	DA2124	ST-PMB2
PIC 0	REV 16	750-012518	DF2554	4x OC-192 SONET XFP
Xcvr 0	REV 01	740-014279	AA0745N1FX8	XFP-OC192-SR
Xcvr 1	REV 01	740-014279	AA0748N1HN5	XFP-OC192-SR
Xcvr 2	REV 01	740-014279	AA0748N1HT6	XFP-OC192-SR
Xcvr 3	REV 01	740-014279	AA0744N1EC9	XFP-OC192-SR
PIC 1	REV 01	750-010850	JA0329	1x OC-768 SONET SR
MMB 0	REV 04	710-016036	DE9577	ST-MMB2
MMB 1	REV 04	710-016036	DK4060	ST-MMB2
FPC 6	REV 14	710-013037	DV1431	FPC Type 4-ES
CPU	REV 09	710-016744	DT9020	ST-PMB2
PIC 0	REV 11	750-017405	DM6261	4x 10GE (LAN/WAN) XFP
Xcvr 0	REV 01	740-014289	C701XU05Q	XFP-10G-SR
Xcvr 1	REV 01	740-014279	AA0748N1HPT	XFP-10G-LR
Xcvr 2	REV 01	740-014289	T08E19189	XFP-10G-SR
Xcvr 3	REV 01	740-014289	C715XU058	XFP-10G-SR
PIC 1	REV 13	750-017405	DP8772	4x 10GE (LAN/WAN) XFP
Xcvr 0	REV 02	740-011571	C850XJ037	XFP-10G-SR
Xcvr 1	REV 02	740-014289	C839XU0L9	XFP-10G-SR
Xcvr 2	REV 02	740-014289	C834XU05A	XFP-10G-SR
Xcvr 3	REV 02	740-014289	C810XU0CE	XFP-10G-SR
MMB 0	REV 01	710-025563	DT8454	ST-MMB2
MMB 1	REV 01	710-025563	DT8366	ST-MMB2
FPC 7	REV 09	710-007529	HZ7624	FPC Type 3
CPU	REV 15	710-001726	HZ1413	FPC CPU
PIC 0	REV 10	750-012793	DM5627	1x 10GE(LAN/WAN) IQ2
Xcvr 0	REV 02	740-011571	C831XJ062	XFP-10G-SR
PIC 1	REV 01	750-015217	JT6762	8x 1GE(TYPE3), IQ2
Xcvr 0	REV 01	740-011782	P8Q25JU	SFP-SX
Xcvr 1	REV 01	740-011782	P9B0U0K	SFP-SX
PIC 2	REV 01	750-015217	JS4268	8x 1GE(TYPE3), IQ2
Xcvr 0	REV 01	740-011613	AM0812S8XBZ	SFP-SX
Xcvr 1	REV 01	740-011613	AM0812S8XAP	SFP-SX
Xcvr 2	REV 01	740-011613	AM0812S8XBY	SFP-SX
Xcvr 3	REV 01	740-011613	AM0812S8XBX	SFP-SX
Xcvr 4	REV 01	740-011613	P9F1652	SFP-SX

Xcvr 5	REV 01	740-011782	P8Q21YC	SFP-SX
Xcvr 6	REV 01	740-011782	P8Q27HQ	SFP-SX
Xcvr 7	REV 01	740-011613	P8E2SSU	SFP-SX
PIC 3	REV 15	750-009450	NB6790	1x OC-192 SM SR2
MMB 0	REV 03	710-005555	HZ3450	MMB-288mbit
MMB 1	REV 03	710-005555	HZ3415	MMB-288mbit
PPB 0	REV 04	710-002845	HP0887	PPB Type 3
PPB 1	REV 04	710-002845	HW5255	PPB Type 3
SPMB 0	REV 10	710-003229	HX3699	T-series Switch CPU
SPMB 1	REV 12	710-003229	DT3091	T-series Switch CPU
SIB 0	REV 07	710-013074	DS4747	SIB-I8-SF
SIB 1	REV 07	710-013074	DS4942	SIB-I8-SF
SIB 2	REV 07	710-013074	DS4965	SIB-I8-SF
SIB 3	REV 07	710-013074	DS4990	SIB-I8-SF
SIB 4	REV 07	710-013074	DS4944	SIB-I8-SF
Fan Tray 0				Front Top Fan Tray
Fan Tray 1				Front Bottom Fan Tray
Fan Tray 2				Rear Fan Tray -- Rev 2

## show chassis hardware (TX Matrix Plus Router)

```
user@host> show chassis hardware
sfc0-re0:
```

-----  
Hardware inventory:

Item	Version	Part number	Serial number	Description
Chassis			JN113186EAHB	TXP
Midplane	REV 05	710-022574	TS3822	SFC Midplane
FPM Display	REV 03	710-024027	DW4701	TXP FPM Display
CIP 0	REV 05	710-023792	DW7998	TXP CIP
CIP 1	REV 05	710-023792	DW7999	TXP CIP
PEM 0	Rev 04	740-027463	UM26367	Power Entry Module
PEM 1	Rev 04	740-027463	UM26346	Power Entry Module
Routing Engine 0	REV 06	740-026942	737A-1081	RE-DUO-2600
Routing Engine 1	REV 06	740-026942	737A-1043	RE-DUO-2600
CB 0	REV 05	710-022606	DW4435	SFC Control Board
CB 1	REV 09	710-022606	DW6100	SFC Control Board
SPMB 0		BUILTIN		SFC Switch CPU
SPMB 1		BUILTIN		SFC Switch CPU
SIB F13 0	REV 04	750-024564	DW5764	F13 SIB
B Board	REV 03	710-023431	DW9053	F13 SIB Mezz
SIB F13 3	REV 04	750-024564	DW5785	F13 SIB
B Board	REV 03	710-023431	DW9030	F13 SIB Mezz
SIB F13 6				
SIB F13 8	REV 04	750-024564	DW5752	F13 SIB
B Board	REV 03	710-023431	DW9051	F13 SIB Mezz
SIB F13 11	REV 04	750-024564	DW5782	F13 SIB
B Board	REV 03	710-023431	DW9058	F13 SIB Mezz
SIB F13 12	REV 03	750-024564	DT9466	F13 SIB
B Board	REV 02	710-023431	DT6556	F13 SIB Mezz
SIB F2S 0/0	REV 05	710-022603	DW7898	F2S SIB
B Board	REV 05	710-023787	DW7625	F2S SIB Mezz
SIB F2S 0/2	REV 05	710-022603	DW7811	F2S SIB
B Board	REV 05	710-023787	DW7550	F2S SIB Mezz
SIB F2S 0/4	REV 04	710-022603	DW4873	F2S SIB
B Board	REV 05	710-023787	DW8509	F2S SIB Mezz
SIB F2S 0/6	REV 04	710-022603	DW4867	F2S SIB
B Board	REV 05	710-023787	DW8472	F2S SIB Mezz
SIB F2S 1/0	REV 04	710-022603	DW4871	F2S SIB
B Board	REV 05	710-023787	DW8497	F2S SIB Mezz
SIB F2S 1/2	REV 05	710-022603	DW7868	F2S SIB

B Board	REV 05	710-023787	DW7551	F2S SIB Mezz
SIB F2S 1/4	REV 04	710-022603	DW4854	F2S SIB
B Board	REV 05	710-023787	DW8496	F2S SIB Mezz
SIB F2S 1/6	REV 05	710-022603	DW7889	F2S SIB
B Board	REV 05	710-023787	DW7496	F2S SIB Mezz
SIB F2S 2/0	REV 04	710-022603	DW4852	F2S SIB
B Board	REV 05	710-023787	DW8498	F2S SIB Mezz
SIB F2S 2/2	REV 04	710-022603	DW4845	F2S SIB
B Board	REV 05	710-023787	DW8457	F2S SIB Mezz
SIB F2S 2/4	REV 05	710-022603	DW7802	F2S SIB
B Board	REV 05	710-023787	DW7562	F2S SIB Mezz
SIB F2S 2/6	REV 04	710-022603	DW4822	F2S SIB
B Board	REV 05	710-023787	DW8467	F2S SIB Mezz
SIB F2S 3/0	REV 05	710-022603	DW7815	F2S SIB
B Board	REV 05	710-023787	DW7518	F2S SIB Mezz
SIB F2S 3/2	REV 03	710-022603	DV0068	F2S SIB
B Board	REV 03	710-023787	DT9974	F2S SIB Mezz
SIB F2S 3/4	REV 05	710-022603	DW7874	F2S SIB
B Board	REV 05	710-023787	DW7601	F2S SIB Mezz
SIB F2S 3/6	REV 03	710-022603	DV0033	F2S SIB
B Board	REV 03	710-023787	DT9969	F2S SIB Mezz
SIB F2S 4/0	REV 03	710-022603	DV0043	F2S SIB
B Board	REV 03	710-023787	DT9948	F2S SIB Mezz
SIB F2S 4/2	REV 05	710-022603	DW5446	F2S SIB
B Board	REV 05	710-023787	DW7611	F2S SIB Mezz
SIB F2S 4/4	REV 04	710-022603	DW4826	F2S SIB
B Board	REV 05	710-023787	DW8458	F2S SIB Mezz
SIB F2S 4/6	REV 03	710-022603	DV0026	F2S SIB
B Board	REV 03	710-023787	DT9963	F2S SIB Mezz
Fan Tray 0	REV 02	760-024497	DR8290	Front Fan Tray
Fan Tray 1	REV 02	760-024497	DR8293	Front Fan Tray
Fan Tray 2	REV 05	760-024502	DR8280	Rear Fan Tray
Fan Tray 3				
Fan Tray 4	REV 05	760-024502	DR8276	Rear Fan Tray
Fan Tray 5	REV 02	760-024502	DP5643	Rear Fan Tray

lcc0-re0:

-----  
Hardware inventory:

Item	Version	Part number	Serial number	Description
Chassis			JN11036F8AHA	T1600
Midplane	REV 03	710-017247	RC3799	T-series Backplane
FPM GBUS	REV 10	710-002901	DP7009	T640 FPM Board
FPM Display	REV 01	710-021387	DN7026	T1600 FPM Display
CIP	REV 06	710-002895	DP6024	T-series CIP
PEM 1	Rev 02	740-023211	WA50019	Power Entry Module 4x60A
SCG 0	REV 15	710-003423	DR6757	T640 Sonet Clock Gen.
SCG 1	REV 15	710-003423	DS2225	T640 Sonet Clock Gen.
Routing Engine 0	REV 01	740-026941	737F-1040	RE-DUO-1800
Routing Engine 1	REV 01	740-026941	737F-1016	RE-DUO-1800
CB 0	REV 06	710-022597	DX4011	LCC Control Board
CB 1	REV 06	710-022597	DX4017	LCC Control Board
FPC 1	REV 07	710-013035	DN5847	FPC Type 3-ES
CPU	REV 08	710-016744	DP2570	ST-PMB2
PIC 0	REV 05	750-015217	DB0418	8x 1GE(TYPE3), IQ2
Xcvr 0	REV 01	740-011782	P8Q27ZG	SFP-SX
Xcvr 1		NON-JNPR	PDA1U0D	SFP-SX
Xcvr 2	REV 01	740-011613	P9F1ALW	SFP-SX
Xcvr 3	REV 01	740-011782	PBA403V	SFP-SX
Xcvr 4		NON-JNPR	PDE09DP	SFP-SX
Xcvr 5	REV 01	740-011782	PCH2P4K	SFP-SX

Xcvr 6	REV 01	740-011782	PB94K0F	SFP-SX
Xcvr 7	REV 01	740-011782	PBA2R2A	SFP-SX
PIC 1	REV 03	750-004424	HJ4020	1x 10GE(LAN), DWDM
PIC 2	REV 01	750-003336	HG6073	4x OC-48 SONET, SMSR
MMB 0	REV 04	710-016036	DP3401	ST-MMB2
FPC 3	REV 12	710-013037	DR1169	FPC Type 4-ES
CPU	REV 08	710-016744	DP9429	ST-PMB2
PIC 0	REV 02	750-010850	JA0332	1x OC-768 SONET SR
MMB 0	REV 04	710-016036	DR0628	ST-MMB2
MMB 1	REV 04	710-016036	DR0592	ST-MMB2
FPC 4	REV 05	710-021534	DR7350	FPC Type 1-ES
CPU	REV 08	710-016744	DP8096	ST-PMB2
PIC 0	REV 04	750-014627	DP9171	4x OC-3 1x OC-12 SFP
Xcvr 0	REV 02	740-011615	PDE2RVR	SFP-SR
PIC 1	REV 22	750-005634	DS5815	1x CHOC12 IQ SONET, SMIR
PIC 2	REV 09	750-002911	CF4539	4x F/E, 100 BASE-TX
PIC 3	REV 08	750-021652	DR2827	1x CHOC12 IQE SONET
Xcvr 0		NON-JNPR	8	UNKNOWN
MMB 0	REV 04	710-016036	DR0809	ST-MMB2
FPC 5	REV 07	710-007529	HS5608	FPC Type 3
CPU	REV 15	710-001726	HX4351	FPC CPU
PIC 0	REV 14	750-009567	WJ8961	1x 10GE(LAN), XENPAK
Xcvr 0	REV 01	740-013170	J05K05961	XENPAK-LR
PIC 1	REV 16	750-007141	JJ8146	10x 1GE(LAN), 1000 BASE
Xcvr 1	REV 01	740-011613	P9F117T	SFP-SX
Xcvr 2	REV 01	740-011782	PBA2VCL	SFP-SX
Xcvr 3	REV 01	740-011782	PB83DRB	SFP-SX
Xcvr 4	REV 01	740-011613	AM0812S8UP8	SFP-SX
PIC 2	REV 12	750-009567	WF3566	1x 10GE(LAN), XENPAK
Xcvr 0	REV 02	740-013170	T07C94489	XENPAK-LR
MMB 0	REV 03	710-005555	HZ1907	MMB-288mbit
MMB 1	REV 03	710-005555	HW5283	MMB-288mbit
PPB 0	REV 04	710-002845	HZ7717	PPB Type 3
PPB 1	REV 04	710-002845	HS0110	PPB Type 3
FPC 6	REV 07	710-013035	DP7486	FPC Type 3-ES
CPU	REV 08	710-016744	DP2545	ST-PMB2
PIC 0	REV 09	750-009567	NE6323	1x 10GE(LAN), XENPAK
Xcvr 0	REV 02	740-013170	T09C71959	XENPAK-LR
PIC 1	REV 06	750-015217	DN4775	8x 1GE(TYPE3), IQ2
Xcvr 0	REV 01	740-011782	P7E0T6M	SFP-SX
Xcvr 1	REV 01	740-011613	AM0812S8XAY	SFP-SX
Xcvr 2	REV 01	740-011782	P7E0T6J	SFP-SX
Xcvr 3	REV 01	740-011782	PCH2P7D	SFP-SX
Xcvr 4	REV 01	740-011782	P9B0QYT	SFP-SX
Xcvr 5	REV 01	740-011613	AM0812S8WQJ	SFP-SX
Xcvr 6	REV 02	740-013111	9301220	SFP-T
Xcvr 7	REV 01	740-011782	P9B0TZ5	SFP-SX
PIC 2	REV 06	750-015217	DM6747	8x 1GE(TYPE3), IQ2
Xcvr 0	REV 01	740-011613	PAP0ZB2	SFP-SX
Xcvr 1	REV 01	740-013111	70191002	SFP-T
Xcvr 6	REV 01	740-011782	PBA29H8	SFP-SX
Xcvr 7	REV 01	740-011613	AM0812S8WQG	SFP-SX
MMB 0	REV 04	710-016036	DP3238	ST-MMB2
FPC 7	REV 03	710-021540	DV3154	FPC Type 2-ES
CPU	REV 09	710-016744	DT9053	ST-PMB2
PIC 0	REV 13	750-001901	HB4225	4x OC-12 SONET, SMIR
PIC 1	REV 05	750-001900	AD3644	1x OC-48 SONET, SMSR
PIC 2	REV 10	750-008155	HV0335	2x G/E IQ, 1000 BASE
Xcvr 0	REV 01	740-011782	PCH2UKF	SFP-SX

Xcvr 1	REV 01	740-011782	PCH2V19	SFP-SX
PIC 3	REV 03	750-014638	JS9493	1x OC-48-12-3 SFP
Xcvr 0	REV 01	740-011785	P6Q0ENK	SFP-SR
MMB 0	REV 05	710-016036	DP3323	ST-MMB2
SPMB 0	REV 04	710-023321	DX3004	LCC Switch CPU
SPMB 1	REV 04	710-023321	DX3009	LCC Switch CPU
SIB 0	REV 07	710-022594	DW4195	LCC SIB
B Board	REV 07	710-023185	DW3930	LCC SIB Mezz
SIB 1	REV 07	710-022594	DW4179	LCC SIB
B Board	REV 07	710-023185	DW3919	LCC SIB Mezz
SIB 2				
SIB 3	REV 06	710-022594	DT8251	LCC SIB
B Board	REV 06	710-023185	DT5792	LCC SIB Mezz
SIB 4	REV 08	710-022594	DW8014	LCC SIB
B Board	REV 07	710-023185	DW3917	LCC SIB Mezz
Fan Tray 0				Front Top Fan Tray
Fan Tray 1				Front Bottom Fan Tray
Fan Tray 2				Rear Fan Tray -- Rev 3

lcc1-re0:

-----  
Hardware inventory:

Item	Version	Part number	Serial number	Description
Chassis			JN1102270AHA	T1600
Midplane	REV 04	710-017247	RC5358	T-series Backplane
FPM GBUS	REV 10	710-002901	DS3443	T640 FPM Board
FPM Display	REV 01	710-021387	DS6411	T1600 FPM Display
CIP	REV 06	710-002895	DS4235	T-series CIP
PEM 0	Rev 02	740-023211	VM82438	Power Entry Module 4x60A
SCG 0	REV 15	710-003423	DS6649	T640 Sonet Clock Gen.
SCG 1	REV 15	710-003423	DR6775	T640 Sonet Clock Gen.
Routing Engine 0	REV 01	740-026941	737F-1083	RE-DUO-1800
Routing Engine 1	REV 01	740-026941	737F-1104	RE-DUO-1800
CB 0	REV 06	710-022597	DW8542	LCC Control Board
CB 1	REV 06	710-022597	DW8530	LCC Control Board
FPC 0	REV 02	710-010845	JE2392	FPC Type 4
CPU	REV 02	710-011481	JF6820	FPC CPU-Enhanced
PIC 0	REV 11	750-017405	DP7259	4x 10GE (LAN/WAN) XFP
Xcvr 0	REV 01	740-014279	AA0741N1C8T	XFP-10G-LR
Xcvr 1	REV 01	740-014279	AA0746N1GAM	XFP-10G-LR
Xcvr 2	REV 01	740-014279	AA0747N1H0B	XFP-10G-LR
Xcvr 3	REV 01	740-014279	AA0748N1HZ5	XFP-10G-LR
MMB 0	REV 03	710-010842	HY7601	ST-MMB
FPC 1	REV 16	710-013037	BBAA7398	FPC Type 4-ES
CPU	REV 09	710-016744	BBAA2329	ST-PMB2
PIC 0	REV 03	711-029996	EB1575	100GE
PIC 1	REV 06	750-034781	EB9980	100GE CFP
MMB 0	REV 04	710-025563	BBAA5325	ST-MMB2
MMB 1	REV 04	710-025563	BBAA5444	ST-MMB2
FPC 2	REV 16	710-013037	BBAA7185	FPC Type 4-ES
CPU	REV 09	710-016744	BBAA3522	ST-PMB2
PIC 0	REV 03	711-029996	EB1557	100GE
PIC 1	REV 05	750-034781	EB4660	100GE CFP
Xcvr 0	REV 0	740-032210	J10F73666	CFP-100G-LR4
BRIDGE 0	REV 02	711-029995	EB2237	100GE Bridge Board
MMB 0	REV 04	710-025563	BBAA5347	ST-MMB2
MMB 1	REV 04	710-025563	BBAA5401	ST-MMB2
FPC 3	REV 10	710-021534	DZ0941	FPC Type 1-ES
CPU	REV 09	710-016744	DY6364	ST-PMB2
PIC 0	REV 13	750-012266	DK9192	4x 1GE(LAN), IQ2
Xcvr 0	REV 01	740-011613	AM0812S8WVD	SFP-SX

Xcvr 1		NON-JNPR	PDD63Q4	SFP-SX
Xcvr 2		NON-JNPR	PDE4G54	SFP-SX
Xcvr 3		NON-JNPR	PD40MAG	SFP-SX
PIC 1	REV 01	750-007641	HJ2003	1x G/E IQ, 1000 BASE
Xcvr 0	REV 01	740-011613	AM0812S8WVG	SFP-SX
PIC 3	REV 17	750-007444	JB6873	1x CHSTM1 IQ SDH, SMIR
MMB 0	REV 04	710-025563	DZ0281	ST-MMB2
FPC 4	REV 06	710-013035	DK0614	FPC Type 3-ES
CPU	REV 07	710-016744	DK1616	ST-PMB2
PIC 0	REV 22	750-007141	DM1870	10x 1GE(LAN), 1000 BASE
Xcvr 0	REV 01	740-011782	PCL3UKW	SFP-SX
Xcvr 1	REV 01	740-011782	P7E0T73	SFP-SX
Xcvr 2	REV 01	740-007326	P4TOWLR	SFP-SX
Xcvr 3	REV 01	740-011782	PAR1LRL	SFP-SX
Xcvr 4	REV 01	740-011782	P9MOU3Z	SFP-SX
Xcvr 5	REV 01	740-011782	P9MOU0C	SFP-SX
Xcvr 6	REV 01	740-011782	P9M0TLG	SFP-SX
Xcvr 7	REV 01	740-011782	P9MOU0F	SFP-SX
Xcvr 8	REV 01	740-011613	PFA6LAP	SFP-SX
Xcvr 9	REV 01	740-011782	PCH2POU	SFP-SX
PIC 1	REV 16	750-009450	CV2565	1x OC-192 SM SR2
PIC 2	REV 05	750-004424	HH3057	1x 10GE(LAN), 10GBASE-LR
PIC 3	REV 12	750-013423	DP0403	MultiServices 500
MMB 0	REV 04	710-016036	DK1988	ST-MMB2
FPC 5	REV 07	710-013560	DR0004	E2-FPC Type 3
CPU	REV 05	710-013563	DR0089	FPC CPU-Enhanced
PIC 0	REV 11	750-012793	DR6107	1x 10GE(LAN/WAN) IQ2
Xcvr 0	REV 01	740-014289	C743XU074	XFP-10G-SR
PIC 1	REV 01	750-004695	HD5980	1x Tunnel
PIC 2	REV 32	750-003700	DL3770	1x OC-192 12xMM VSR
PIC 3	REV 12	750-009553	WB8901	4x OC-48 SONET
Xcvr 0	REV 01	740-011785	P9D1GTQ	SFP-SR
Xcvr 1	REV 01	740-011785	PDSOMMB	SFP-SR
Xcvr 3	REV 01	740-011785	PDE1KXP	SFP-SR
MMB 0	REV 07	710-010171	DP7374	MMB-5M3-288mbit
MMB 1	REV 07	710-010171	DP7404	MMB-5M3-288mbit
FPC 6	REV 07	710-013035	DM0994	FPC Type 3-ES
CPU	REV 07	710-016744	DM3651	ST-PMB2
PIC 0	REV 07	750-015217	DN4743	8x 1GE(TYPE3), IQ2
Xcvr 3	REV 01	740-011613	AM0812S8XB0	SFP-SX
Xcvr 4	REV 01	740-011782	PB829RB	SFP-SX
Xcvr 5	REV 01	740-011782	P8J1SYX	SFP-SX
PIC 1	REV 03	750-003336	HJ9954	4x OC-48 SONET, SMSR
PIC 3	REV 02	750-012793	JM7665	1x 10GE(LAN/WAN) IQ2
MMB 0	REV 04	710-016036	DN6913	ST-MMB2
FPC 7	REV 08	710-010845	JM3958	FPC Type 4
CPU	REV 04	710-011481	JK3669	FPC CPU-Enhanced
PIC 0	REV 11	750-017405	DP8837	4x 10GE (LAN/WAN) XFP
Xcvr 1	REV 01	740-014279	753019A00277	XFP-10G-LR
Xcvr 2	REV 02	740-011571	C850XJ00P	XFP-10G-SR
Xcvr 3	REV 01	740-014279	AA0813N1RTG	XFP-10G-LR
MMB 0	REV 04	710-010842	JN1971	ST-MMB
SPMB 0	REV 04	710-023321	DW3629	LCC Switch CPU
SPMB 1	REV 04	710-023321	DW3621	LCC Switch CPU
SIB 0	REV 07	710-022594	DW4200	LCC SIB
B Board	REV 07	710-023185	DW3932	LCC SIB Mezz
SIB 1	REV 07	710-022594	DW4193	LCC SIB
B Board	REV 07	710-023185	DW3904	LCC SIB Mezz
SIB 2				

SIB 3	REV 07	710-022594	DW4210	LCC SIB
B Board	REV 06	710-023185	DT5780	LCC SIB Mezz
SIB 4	REV 08	710-022594	DW8019	LCC SIB
B Board	REV 06	710-023185	DT5795	LCC SIB Mezz
Fan Tray 0				Front Top Fan Tray
Fan Tray 1				Front Bottom Fan Tray
Fan Tray 2				Rear Fan Tray -- Rev 3

### show chassis hardware sfc (TX Matrix Plus Router)

```
user@host> show chassis hardware sfc 0
sfc0-re0:
```

```
-----
Hardware inventory:
Item                Version  Part number  Serial number  Description
Chassis              JN112F007AHB TXP
Midplane             REV 05    710-022574   TS4027         SFC Midplane
FPM Display          REV 03    710-024027   DX0282         TXP FPM Display
CIP 0                REV 04    710-023792   DW4889         TXP CIP
CIP 1                REV 04    710-023792   DW4887         TXP CIP
PEM 0                Rev 07    740-027463   UM26368        Power Entry Module
Routing Engine 0     REV 01    740-026942   737A-1064      SFC RE
Routing Engine 1     REV 01    740-026942   737A-1082      SFC RE
CB 0                 REV 09    710-022606   DW6099         SFC Control Board
CB 1                 REV 09    710-022606   DW6096         SFC Control Board
SPMB 0               BUILTIN                                         SFC Switch CPU
SPMB 1               BUILTIN                                         SFC Switch CPU
SIB F13 0            REV 04    710-022600   DX0841         F13 SIB
  B Board            REV 03    710-023431   DX0966         F13 SIB Mezz
SIB F13 1            REV 04    750-024564   DW5776         F13 SIB
  B Board            REV 03    710-023431   DW9028         F13 SIB
SIB F13 3            REV 04    750-024564   DW5762         F13 SIB
  B Board            REV 03    710-023431   DW9059         F13 SIB
SIB F13 4            REV 04    750-024564   DW5797         F13 SIB
  B Board            REV 03    710-023431   DW9041         F13 SIB
SIB F13 6            REV 04    750-024564   DW5770         F13 SIB
  B Board            REV 03    710-023431   DW9079         F13 SIB Mezz
SIB F13 7            REV 04    750-024564   DW5758         F13 SIB
  B Board            REV 03    710-023431   DW9047         F13 SIB
SIB F13 8            REV 04    750-024564   DW5761         F13 SIB
  B Board            REV 03    710-023431   DW9043         F13 SIB Mezz
SIB F13 9            REV 04    750-024564   DW5754         F13 SIB
  B Board            REV 03    710-023431   DW9078         F13 SIB Mezz
SIB F13 11           REV 04    710-022600   DX0826         F13 SIB
  B Board            REV 03    710-023431   DX0967         F13 SIB Mezz
SIB F13 12           REV 04    750-024564   DW5794         F13 SIB
  B Board            REV 03    710-023431   DW9044         F13 SIB Mezz
SIB F2S 0/0          REV 05    710-022603   DW7897         F2S SIB
  B Board            REV 05    710-023787   DW7657         NEO PMB
SIB F2S 0/2          REV 05    710-022603   DW7833         F2S SIB
  B Board            REV 05    710-023787   DW7526         NEO PMB
SIB F2S 0/4          REV 05    710-022603   DW7875         F2S SIB
  B Board            REV 05    710-023787   DW7588         NEO PMB
SIB F2S 0/6          REV 05    710-022603   DW7860         F2S SIB
  B Board            REV 05    710-023787   DW7589         NEO PMB
SIB F2S 1/0          REV 04    710-022603   DW4820         F2S SIB
  B Board            REV 05    710-023787   DW8510         NEO PMB
SIB F2S 1/2          REV 05    710-022603   DW7849         F2S SIB
  B Board            REV 05    710-023787   DW7525         NEO PMB
SIB F2S 1/4          REV 05    710-022603   DW7927         F2S SIB
  B Board            REV 05    710-023787   DW7556         F2S SIB Mezz
```

SIB F2S 1/6	REV 05	710-022603	DW7866	F2S SIB
B Board	REV 05	710-023787	DW7651	NEO PMB
SIB F2S 2/0	REV 05	710-022603	DW7880	F2S SIB
B Board	REV 05	710-023787	DW7523	NEO PMB
SIB F2S 2/2	REV 05	710-022603	DW7895	F2S SIB
B Board	REV 05	710-023787	DW7591	NEO PMB
SIB F2S 2/4	REV 05	710-022603	DW7907	F2S SIB
B Board	REV 05	710-023787	DW7590	NEO PMB
SIB F2S 2/6	REV 05	710-022603	DW7785	F2S SIB
B Board	REV 05	710-023787	DW7524	NEO PMB
SIB F2S 3/0	REV 05	710-022603	DW7782	F2S SIB
B Board	REV 05	710-023787	DW7634	NEO PMB
SIB F2S 3/2	REV 05	710-022603	DW7793	F2S SIB
B Board	REV 05	710-023787	DW7548	NEO PMB
SIB F2S 3/4	REV 05	710-022603	DW7779	F2S SIB
B Board	REV 05	710-023787	DW7587	NEO PMB
SIB F2S 3/6	REV 05	710-022603	DW7930	F2S SIB
B Board	REV 05	710-023787	DW7505	NEO PMB
SIB F2S 4/0	REV 05	710-022603	DW7867	F2S SIB
B Board	REV 05	710-023787	DW7656	NEO PMB
SIB F2S 4/2	REV 05	710-022603	DW7917	F2S SIB
B Board	REV 05	710-023787	DW7640	NEO PMB
SIB F2S 4/4	REV 05	710-022603	DW7929	F2S SIB
B Board	REV 05	710-023787	DW7643	NEO PMB
SIB F2S 4/6	REV 05	710-022603	DW7870	F2S SIB
B Board	REV 05	710-023787	DW7635	NEO PMB
Fan Tray 0	REV 06	760-024497	DV7831	Front Fan Tray
Fan Tray 1	REV 06	760-024497	DV9614	Front Fan Tray
Fan Tray 2	REV 06	760-024502	DV9618	Rear Fan Tray
Fan Tray 3	REV 06	760-024502	DV9616	Rear Fan Tray
Fan Tray 4	REV 06	760-024502	DV7807	Rear Fan Tray
Fan Tray 5	REV 06	760-024502	DV7828	Rear Fan Tray

### show chassis hardware extensive (TX Matrix Plus Router)

```
user@host> show chassis hardware extensive
sfc0-re0:
```

#### Hardware inventory:

Item	Version	Part number	Serial number	Description
Chassis			JN112F007AHB	TXP

Jedec Code:	0x7fb0	EEPROM Version:	0x02
		S/N:	JN112F007AHB

Assembly ID:	0x052c	Assembly Version:	00.00
Date:	00-00-0000	Assembly Flags:	0x00

ID: TXP

#### Board Information Record:

Address 0x00: 00 00 00 00 00 00 00 00 00 00 00 00 00 00 00 00

#### I2C Hex Data:

Address 0x00: 7f b0 02 ff 05 2c 00 00 00 00 00 00 00 00 00 00

Address 0x10: 00 00 00 00 00 00 00 00 00 00 00 00 00 00 00 00

Address 0x20: 4a 4e 31 31 32 46 30 30 37 41 48 42 00 00 00 00

Address 0x30: 00 00 00 00 00 00 00 00 00 00 00 00 00 00 00 00

Address 0x40: 00 00 00 00 00 00 00 00 00 00 00 00 00 00 00 00

Address 0x50: 00 00 00 00 00 00 00 00 00 00 00 00 00 00 00 00

Address 0x60: 00 00 00 00 00 00 00 00 00 00 00 00 00 00 00 00

Address 0x70: 00 00 00 00 00 00 00 00 00 00 00 00 00 00 00 00

Midplane	REV 05	710-022574	TS4027	SFC Midplane
----------	--------	------------	--------	--------------

Jedec Code:	0x7fb0	EEPROM Version:	0x01
-------------	--------	-----------------	------

P/N:	710-022574	S/N:	TS4027
------	------------	------	--------

Assembly ID:	0x0962	Assembly Version:	01.05
--------------	--------	-------------------	-------



```

Date:          03-23-2009      Assembly Flags:    0x00
Version:       REV 05
ID: SFC Midplane
Board Information Record:
Address 0x00: ad 01 ff ff 00 1d b5 14 00 00 ff ff ff ff ff ff
I2C Hex Data:
Address 0x00: 7f b0 01 ff 09 62 01 05 52 45 56 20 30 35 00 00
Address 0x10: 00 00 00 00 37 31 30 2d 30 32 32 35 37 34 00 00
Address 0x20: 53 2f 4e 20 54 53 34 30 32 37 00 00 00 17 03 07
Address 0x30: d9 ff ff ff ad 01 ff ff 00 1d b5 14 00 00 ff ff
Address 0x40: ff ff ff ff 00 ff ff ff ff ff ff ff ff ff ff ff
Address 0x50: ff ff ff ff ff ff ff ff ff ff ff ff ff ff ff ff
Address 0x60: ff ff ff ff ff ff ff ff ff ff ff ff ff ff ff ff
Address 0x70: ff ff ff ff ff ff ff ff ff ff ff ff ff ff ff ff
FPM Display      REV 03      710-024027      DX0282      TXP FPM Display
Jedec Code:      0x7fb0      EEPROM Version:    0x01
P/N:             710-024027      S/N:             DX0282
Assembly ID:     0x096c      Assembly Version: 01.03
Date:           02-10-2009      Assembly Flags:   0x00
Version:        REV 03
ID: TXP FPM Display      FRU Model Number: CRAFT-TXP
Board Information Record:
Address 0x00: ff ff ff ff ff ff ff ff ff ff ff ff ff ff ff ff
I2C Hex Data:
Address 0x00: 7f b0 01 ff 09 6c 01 03 52 45 56 20 30 33 00 00
Address 0x10: 00 00 00 00 37 31 30 2d 30 32 34 30 32 37 00 00
Address 0x20: 53 2f 4e 20 44 58 30 32 38 32 00 00 00 0a 02 07
Address 0x30: d9 ff ff ff ff ff ff ff ff ff ff ff ff ff ff ff
Address 0x40: ff ff ff ff 01 00 00 00 00 00 00 00 00 00 00 43
Address 0x50: 52 41 46 54 2d 54 58 50 00 00 00 00 00 00 00 00
Address 0x60: 00 00 00 00 00 00 ff ff ff ff ff ff ff ff ff ff
Address 0x70: ff ff ff ff ff ff ff ff ff ff ff ff ff ff ff ff
CIP 0            REV 04      710-023792      DW4889      TXP CIP
Jedec Code:      0x7fb0      EEPROM Version:    0x01
P/N:             710-023792      S/N:             DW4889
Assembly ID:     0x0969      Assembly Version: 01.04
Date:           01-26-2009      Assembly Flags:   0x00
Version:        REV 04
ID: TXP CIP      FRU Model Number: CIP-TXP
Board Information Record:
Address 0x00: ff ff ff ff ff ff ff ff ff ff ff ff ff ff ff ff

```

### show chassis hardware clei-models (TX Matrix Plus Router)

```

user@host> show chassis hardware clei-models
sfc0-re0:
-----
Hardware inventory:
Item          Version  Part number  CLEI code      FRU model number
Midplane      REV 05   710-022574
FPM Display   REV 03   710-024027
CIP 0         REV 05   710-023792
CIP 1         REV 05   710-023792
PEM 0         Rev 04   740-027463   IPUPAFGKTA     PWR-TXP-7-60-DC
PEM 1         Rev 04   740-027463   IPUPAFGKTA     PWR-TXP-7-60-DC
Routing Engine 0 REV 06   740-026942
Routing Engine 1 REV 06   740-026942
CB 0          REV 05   710-022606
CB 1          REV 09   710-022606
SIB F13 0     REV 04   750-024564
SIB F13 3     REV 04   750-024564

```

SIB F13 8	REV 04	750-024564	SIB-TXP-F13
SIB F13 11	REV 04	750-024564	SIB-TXP-F13
SIB F13 12	REV 03	750-024564	SIB-TXP-F13
SIB F2S 0/0	REV 05	710-022603	SIB-TXP-F2S-S
SIB F2S 0/2	REV 05	710-022603	SIB-TXP-F2S-S
SIB F2S 0/4	REV 04	710-022603	SIB-TXP-F2S-S
SIB F2S 0/6	REV 04	710-022603	SIB-TXP-F2S-S
SIB F2S 1/0	REV 04	710-022603	SIB-TXP-F2S-S
SIB F2S 1/2	REV 05	710-022603	SIB-TXP-F2S-S
SIB F2S 1/4	REV 04	710-022603	SIB-TXP-F2S-S
SIB F2S 1/6	REV 05	710-022603	SIB-TXP-F2S-S
SIB F2S 2/0	REV 04	710-022603	SIB-TXP-F2S-S
SIB F2S 2/2	REV 04	710-022603	SIB-TXP-F2S-S
SIB F2S 2/4	REV 05	710-022603	SIB-TXP-F2S-S
SIB F2S 2/6	REV 04	710-022603	SIB-TXP-F2S-S
SIB F2S 3/0	REV 05	710-022603	SIB-TXP-F2S-S
SIB F2S 3/2	REV 03	710-022603	SIB-TXP-F2S-S
SIB F2S 3/4	REV 05	710-022603	SIB-TXP-F2S-S
SIB F2S 3/6	REV 03	710-022603	SIB-TXP-F2S-S
SIB F2S 4/0	REV 03	710-022603	SIB-TXP-F2S-S
SIB F2S 4/2	REV 05	710-022603	SIB-TXP-F2S-S
SIB F2S 4/4	REV 04	710-022603	SIB-TXP-F2S-S
SIB F2S 4/6	REV 03	710-022603	SIB-TXP-F2S-S
Fan Tray 0	REV 02	760-024497	FANTRAY-TXP-H-S
Fan Tray 1	REV 02	760-024497	FANTRAY-TXP-H-S
Fan Tray 2	REV 05	760-024502	FANTRAY-TXP-V-S
Fan Tray 3			
Fan Tray 4	REV 05	760-024502	FANTRAY-TXP-V-S
Fan Tray 5	REV 02	760-024502	FANTRAY-TXP-V-S

lcc0-re0:

-----  
Hardware inventory:

Item	Version	Part number	CLEI code	FRU model number
Midplane	REV 03	710-017247		CHAS-BP-T1600-S
FPM Display	REV 01	710-021387		CRAFT-T1600-S
CIP	REV 06	710-002895		CIP-L-T640-S
PEM 1	Rev 02	740-023211	IPUPAC8KTA	PWR-T1600-4-60-DC-S
SCG 0	REV 15	710-003423		SCG-T-S
SCG 1	REV 15	710-003423		SCG-T-S
Routing Engine 0	REV 01	740-026941		RE-DUO-C1800-8G-S
Routing Engine 1	REV 01	740-026941		RE-DUO-C1800-8G-S
CB 0	REV 06	710-022597		CB-LCC-S
CB 1	REV 06	710-022597		CB-LCC-S
FPC 1	REV 07	710-013035		T640-FPC3-ES
PIC 0	REV 05	750-015217		PC-8GE-TYPE3-SFP-IQ2
PIC 1	REV 03	750-004424		PC-1XGE-LR
PIC 2	REV 01	750-003336		PC-40C48-SON-SMSR
FPC 3	REV 12	710-013037		T1600-FPC4-ES
PIC 0	REV 02	750-010850		PD-10C768-SON-SR
FPC 4	REV 05	710-021534		T640-FPC1-ES
PIC 0	REV 04	750-014627		PB-40C3-10C12-SON-SFP
PIC 1	REV 22	750-005634		PB-1CHOC12SMIR-QPP
PIC 2	REV 09	750-002911		PB-4FE-TX
PIC 3	REV 08	750-021652		PB-1CHOC12-STM4-IQE-SFP
FPC 5	REV 07	710-007529		T640-FPC3
PIC 0	REV 14	750-009567		PC-1XGE-XENPAK
PIC 1	REV 16	750-007141		PC-10GE-SFP
PIC 2	REV 12	750-009567		PC-1XGE-XENPAK
FPC 6	REV 07	710-013035		T640-FPC3-ES
PIC 0	REV 09	750-009567		PC-1XGE-XENPAK

PIC 1	REV 06	750-015217	PC-8GE-TYPE3-SFP-IQ2
PIC 2	REV 06	750-015217	PC-8GE-TYPE3-SFP-IQ2
FPC 7	REV 03	710-021540	T640-FPC2-ES
PIC 0	REV 13	750-001901	PB-40C12-SON-SMIR
PIC 1	REV 05	750-001900	PB-10C48-SON-SMSR
PIC 2	REV 10	750-008155	PB-2GE-SFP-QPP
PIC 3	REV 03	750-014638	PB-10C48-SON-B-SFP
SIB 0	REV 07	710-022594	SIB-TXP-T1600-S
SIB 1	REV 07	710-022594	SIB-TXP-T1600-S
SIB 3	REV 06	710-022594	SIB-TXP-T1600-S
SIB 4	REV 08	710-022594	SIB-TXP-T1600-S
Fan Tray 0			FANTRAY-T-S
Fan Tray 1			FANTRAY-T-S
Fan Tray 2			FANTRAY-TXP-R-S

```
lcc1-re0:
```

```
-----
Hardware inventory:
```

Item	Version	Part number	CLEI code	FRU model number
Midplane	REV 04	710-017247		CHAS-BP-T1600-S
FPM Display	REV 01	710-021387		CRAFT-T1600-S
CIP	REV 06	710-002895		CIP-L-T640-S
PEM 0	Rev 02	740-023211	IPUPAC8KTA	PWR-T1600-4-60-DC-S
SCG 0	REV 15	710-003423		SCG-T-S
SCG 1	REV 15	710-003423		SCG-T-S
Routing Engine 0	REV 01	740-026941		RE-DUO-C1800-8G-S
Routing Engine 1	REV 01	740-026941		RE-DUO-C1800-8G-S
CB 0	REV 06	710-022597		CB-LCC-S
CB 1	REV 06	710-022597		CB-LCC-S
FPC 0	REV 02	710-010845		T640-FPC4-ES
PIC 0	REV 11	750-017405		PD-4XGE-XFP
FPC 1	REV 16	710-013037		T1600-FPC4-ES
PIC 1	REV 06	750-034781		PD-1CE-CFP
FPC 2	REV 16	710-013037		T1600-FPC4-ES
PIC 1	REV 05	750-034781		PD-1CE-CFP
FPC 3	REV 10	710-021534		T640-FPC1-ES
PIC 0	REV 13	750-012266		PB-4GE-TYPE1-SFP-IQ2
PIC 1	REV 01	750-007641		PE-1GE-SFP-QPP
PIC 3	REV 17	750-007444		PB-1CHSTM1-SMIR-QPP
FPC 4	REV 06	710-013035		T640-FPC3-ES
PIC 0	REV 22	750-007141		PC-10GE-SFP
PIC 1	REV 16	750-009450		PC-10C192-SON-SR2
PIC 2	REV 05	750-004424		PC-1XGE-LR
PIC 3	REV 12	750-013423		PC-MS-500-3
FPC 5	REV 07	710-013560		T640-FPC3-E2
PIC 0	REV 11	750-012793		PC-1XGE-TYPE3-XFP-IQ2
PIC 1	REV 01	750-004695		PC-TUNNEL
PIC 2	REV 32	750-003700		PC-10C192-SON-VSR
PIC 3	REV 12	750-009553		PC-40C48-SON-SFP
FPC 6	REV 07	710-013035		T640-FPC3-ES
PIC 0	REV 07	750-015217		PC-8GE-TYPE3-SFP-IQ2
PIC 1	REV 03	750-003336		PC-40C48-SON-SMSR
PIC 3	REV 02	750-012793		PC-1XGE-TYPE3-XFP-IQ2
FPC 7	REV 08	710-010845		T640-FPC4-ES
PIC 0	REV 11	750-017405		PD-4XGE-XFP
SIB 0	REV 07	710-022594		SIB-TXP-T1600-S
SIB 1	REV 07	710-022594		SIB-TXP-T1600-S
SIB 3	REV 07	710-022594		SIB-TXP-T1600-S
SIB 4	REV 08	710-022594		SIB-TXP-T1600-S
Fan Tray 0				FANTRAY-T-S

Fan Tray 1  
Fan Tray 2

FANTRAY-T-S  
FANTRAY-TXP-R-S

### show chassis hardware detail (TX Matrix Plus Router)

```
user@host> show chassis hardware detail
sfc0-re0:
```

```
-----
Hardware inventory:
Item          Version  Part number  Serial number  Description
Chassis                               JN111B023AHB  TXP
Midplane      REV 01   710-022574   TR7990         SFC Midplane
FPM Display   REV 03   710-024027   DW4699         TXP FPM Display
CIP 0         REV 01   710-023792   DR1437         TXP CIP
CIP 1         REV 02   710-023792   DS4564         TXP CIP
PEM 0         Rev 07   740-027463   UM26360        Power Entry Module
Routing Engine 0 REV 01   740-026942   737A-1024      SFC RE
  ad0 3887 MB SMART CF 200811050193CEB1CEB1 Compact Flash
  ad1 30533 MB SAMSUNG MCBQE32G8MPP-0V SY814A0762 Disk 1
Routing Engine 1 REV 01   740-026942   737A-1024      SFC RE
  ad0 3887 MB SMART CF 20081105004C19A019A0 Compact Flash
  ad1 30533 MB SAMSUNG MCBQE32G8MPP-0V SY814A0794 Disk 1
CB 0          REV 03   710-022606   DR7134         SFC Control Board
CB 1          REV 01   710-022606   DP8890         SFC Control Board
SPMB 0        BUILTIN
SPMB 1        BUILTIN
SIB F13 0     REV 03   750-024564   DT9478         F13 SIB
  B Board    REV 02   710-023431   DT6554         F13 SIB
SIB F13 1     REV 03   750-024564   DT9454         F13 SIB
  B Board    REV 02   710-023431   DT6551         F13 SIB
SIB F2S 0/0   REV 02   710-022603   DT2838         F2S SIB
  B Board    REV 02   710-023787   DT1725         NEO PMB
SIB F2S 0/2   REV 02   710-022603   DT2824         F2S SIB
  B Board    REV 02   710-023787   DT1706         NEO PMB
SIB F2S 0/4   REV 02   710-022603   DT2822         F2S SIB
  B Board    REV 02   710-023787   DT1696         NEO PMB
SIB F2S 0/6   REV 02   710-022603   DT2823         F2S SIB
  B Board    REV 02   710-023787   DT1717         NEO PMB
SIB F2S 1/0   REV 03   710-022603   DV0059         F2S SIB
  B Board    REV 03   710-023787   DT9942         NEO PMB
SIB F2S 1/2   REV 02   710-022603   DT2826         F2S SIB
  B Board    REV 02   710-023787   DT1713         NEO PMB
SIB F2S 1/4   REV 03   710-022603   DV0092         F2S SIB
  B Board    REV 03   710-023787   DV0000         NEO PMB
SIB F2S 1/6   REV 03   710-022603   DV0079         F2S SIB
  B Board    REV 03   710-023787   DT9972         NEO PMB
SIB F2S 2/0   REV 03   710-022603   DV0100         F2S SIB
  B Board    REV 03   710-023787   DT9925         NEO PMB
SIB F2S 2/2   REV 03   710-022603   DV0050         F2S SIB
  B Board    REV 03   710-023787   DV0005         NEO PMB
SIB F2S 2/4   REV 03   710-022603   DV0097         F2S SIB
  B Board    REV 03   710-023787   DT9936         NEO PMB
Fan Tray 0    REV 02   760-024497   DR8286         Front Fan Tray
Fan Tray 1    REV 06   760-024497   DV9624         Front Fan Tray
Fan Tray 2    REV 02   760-024502   DR8259         Rear Fan Tray
Fan Tray 3    REV 02   760-024502   DR8270         Rear Fan Tray
Fan Tray 4    REV 02   760-024502   DR8284         Rear Fan Tray
Fan Tray 5    REV 06   760-024502   DV7813         Rear Fan Tray
```

```
1cc0-re0:
-----
```

## Hardware inventory:

Item	Version	Part number	Serial number	Description
Chassis			JN1101F27AHA	T1600
Midplane	REV 04	710-017247	RC5317	T Series Backplane
FPM GBUS	REV 10	710-002901	DS8197	T640 FPM Board
FPM Display	REV 01	710-021387	DS6433	T1600 FPM Display
CIP	REV 06	710-002895	DS1493	T Series CIP
PEM 0	Rev 08	740-017906	UD26601	Power Entry Module 3x80
SCG 0	REV 15	710-003423	DP5847	T640 Sonet Clock Gen.
SCG 1	REV 15	710-003423	DR0924	T640 Sonet Clock Gen.
Routing Engine 0	REV 01	740-026942	737F-1024	LCC RE
ad0	3887 MB	SMART CF	2008110502B63E513E51	Compact Flash
ad1	30533 MB	SAMSUNG	MCBQE32G8MPP-0V SY814A1208	Disk 1
Routing Engine 1	REV 01	740-026942	737F-1024	LCC RE
ad0	3887 MB	SMART CF	2008110500F9A8A8A8A8	Compact Flash
ad1	30533 MB	SAMSUNG	MCBQE32G8MPP-0V SY814A1076	Disk 1
CB 0	REV 05	710-022597	DV4264	LCC Control Board
CB 1	REV 03	710-022597	DP8558	LCC Control Board
FPC 0	REV 14	710-013037	DS9967	FPC Type 4-ES
CPU	REV 08	710-016744	DS3989	ST-PMB2
PIC 0	REV 12	750-013198	DL7506	1x Tunnel
PIC 1	REV 12	750-013198	DL7505	1x Tunnel
MMB 0	REV 01	710-025563	DS8524	ST-MMB2
MMB 1	REV 01	710-025563	DS8373	ST-MMB2
FPC 1	REV 14	710-013037	DT0027	FPC Type 4-ES
CPU	REV 09	710-016744	DS7684	ST-PMB2
PIC 0	REV 12	750-013198	DL7512	1x Tunnel
PIC 1	REV 12	750-013198	DL7498	1x Tunnel
MMB 0	REV 01	710-025563	DS8494	ST-MMB2
MMB 1	REV 01	710-025563	DS8436	ST-MMB2
SPMB 0	REV 04	710-023321	DV3867	LCC Switch CPU
SPMB 1	REV 02	710-023321	DP0238	LCC Switch CPU
SIB 0	REV 06	710-022594	DT8268	LCC SIB
B Board	REV 06	710-023185	DT5791	LCC SIB Mezz
SIB 1	REV 06	710-022594	DT8261	LCC SIB
B Board	REV 06	710-023185	DT5769	LCC SIB Mezz
SIB 2	REV 04	710-022594	DS2315	LCC SIB
B Board	REV 06	710-023185	DT5788	LCC SIB Mezz
SIB 3	REV 06	710-022594	DT8253	LCC SIB
B Board	REV 06	710-023185	DT5811	LCC SIB Mezz
SIB 4	REV 06	710-022594	DT8248	LCC SIB
B Board	REV 06	710-023185	DT5812	LCC SIB Mezz
Fan Tray 0				Front Top Fan Tray
Fan Tray 1				Front Bottom Fan Tray
Fan Tray 2				Rear Fan Tray

## show chassis hardware models (TX Matrix Plus Router)

```
user@host> show chassis hardware models
sfc0-re0:
```

## Hardware inventory:

Item	Version	Part number	Serial number	FRU model number
FPM Display	REV 03	710-024027	DX0282	CRAFT-TXP
CIP 0	REV 04	710-023792	DW4889	CIP-TXP
CIP 1	REV 04	710-023792	DW4887	CIP-TXP
PEM 0	Rev 07	740-027463	UM26368	yyyyyyyyyyyyyyyyyyyy
Routing Engine 0	REV 01	740-026942	737A-1064	RE-TXP-SFC-DU0-2600-16G
Routing Engine 1	REV 01	740-026942	737A-1082	RE-TXP-SFC-DU0-2600-16G
CB 0	REV 09	710-022606	DW6099	CB-TXP
CB 1	REV 09	710-022606	DW6096	CB-TXP

SIB F13 1	REV 04	750-024564	DW5776	SIB-TXP-F13
SIB F13 3	REV 04	750-024564	DW5762	SIB-TXP-F13
SIB F13 4	REV 04	750-024564	DW5797	SIB-TXP-F13
SIB F13 6	REV 04	750-024564	DW5770	SIB-TXP-F13
SIB F13 7	REV 04	750-024564	DW5758	SIB-TXP-F13
SIB F13 8	REV 04	750-024564	DW5761	SIB-TXP-F13
SIB F13 9	REV 04	750-024564	DW5754	SIB-TXP-F13
SIB F13 12	REV 04	750-024564	DW5794	SIB-TXP-F13
SIB F2S 0/0	REV 05	710-022603	DW7897	
SIB F2S 0/2	REV 05	710-022603	DW7833	
SIB F2S 0/4	REV 05	710-022603	DW7875	
SIB F2S 0/6	REV 05	710-022603	DW7860	
SIB F2S 1/0	REV 04	710-022603	DW4820	
SIB F2S 1/2	REV 05	710-022603	DW7849	
SIB F2S 1/4	REV 05	710-022603	DW7927	SIB-TXP-F2S
SIB F2S 1/6	REV 05	710-022603	DW7866	
SIB F2S 2/0	REV 05	710-022603	DW7880	
SIB F2S 2/2	REV 05	710-022603	DW7895	
SIB F2S 2/4	REV 05	710-022603	DW7907	
SIB F2S 2/6	REV 05	710-022603	DW7785	
SIB F2S 3/0	REV 05	710-022603	DW7782	
SIB F2S 3/2	REV 05	710-022603	DW7793	
SIB F2S 3/4	REV 05	710-022603	DW7779	
SIB F2S 3/6	REV 05	710-022603	DW7930	
SIB F2S 4/0	REV 05	710-022603	DW7867	
SIB F2S 4/2	REV 05	710-022603	DW7917	
SIB F2S 4/4	REV 05	710-022603	DW7929	
SIB F2S 4/6	REV 05	710-022603	DW7870	
Fan Tray 0	REV 06	760-024497	DV7831	FANTRAY-TXP-F
Fan Tray 1	REV 06	760-024497	DV9614	FANTRAY-TXP-F
Fan Tray 2	REV 06	760-024502	DV9618	FANTRAY-TXP-R
Fan Tray 3	REV 06	760-024502	DV9616	FANTRAY-TXP-R
Fan Tray 4	REV 06	760-024502	DV7807	FANTRAY-TXP-R
Fan Tray 5	REV 06	760-024502	DV7828	FANTRAY-TXP-R

lcc0-re0:

-----  
Hardware inventory:

Item	Version	Part number	Serial number	FRU model number
Midplane	REV 03	710-017247	RC3765	CHAS-BP-T1600-S
FPM Display	REV 01	710-021387	DN5441	CRAFT-T1600-S
CIP	REV 06	710-002895	DP6021	CIP-L-T640-S
PEM 0	Rev 07	740-017906	UA26384	PWR-T1600-3-80-DC-S
PEM 1	Rev 07	740-017906	UA26296	PWR-T1600-3-80-DC-S
SCG 0	REV 15	710-003423	DR0875	SCG-T-S
CB 0	REV 06	710-022597	DW8534	CB-LCC
CB 1	REV 06	710-022597	DW8527	CB-LCC
FPC 4	REV 12	710-013037	DJ8717	T1600-FPC4-ES
PIC 0	REV 11	750-017405	DP8795	PD-4XGE-XFP
PIC 1	REV 11	750-017405	DP8794	PD-4XGE-XFP
FPC 6	REV 14	710-013037	DS5335	T1600-FPC4-ES
PIC 0	REV 13	750-017405	DS7634	PD-4XGE-XFP
PIC 1	REV 13	750-017405	DS7637	PD-4XGE-XFP
FPC 7	REV 07	710-013035	DM0990	T1600-FPC3-ES
PIC 0	REV 16	750-007141	JJ8067	PC-10GE-SFP
PIC 1	REV 08	750-015749	WE9598	PC-10C192-SON-XFP
PIC 2	REV 10	750-009450	HX6466	PC-10C192-SON-SR2
SIB 0	REV 08	710-022594	DW8033	SIB-TXP-T1600-S
SIB 1	REV 08	710-022594	DW8044	SIB-TXP-T1600-S
SIB 2	REV 08	710-022594	DW8020	SIB-TXP-T1600-S
SIB 3	REV 08	710-022594	DW8063	SIB-TXP-T1600-S

```

SIB 4          REV 08  710-022594  DW8064          SIB-TXP-T1600-S
Fan Tray 0
Fan Tray 1
Fan Tray 2          FANTRAY-T-S
                   FANTRAY-T-S
                   FANTRAY-TXP-R-S

```

```
lcc1-re0:
```

```
-----
Hardware inventory:
```

Item	Version	Part number	Serial number	FRU model number
Midplane	REV 04	710-017247	RC5361	CHAS-BP-T1600-S
FPM Display	REV 01	710-021387	DS6430	CRAFT-T1600-S
CIP	REV 06	710-002895	DS4239	CIP-L-T640-S
PEM 0	Rev 08	740-017906	UD26649	PWR-T1600-3-80-DC-S
SCG 0	REV 15	710-003423	DP5820	SCG-T-S
CB 0	REV 06	710-022597	DW8523	CB-LCC
CB 1	REV 06	710-022597	DW8528	CB-LCC
FPC 4	REV 12	710-013037	DP8509	T1600-FPC4-ES
PIC 0	REV 11	750-017405	DP8808	PD-4XGE-XFP
PIC 1	REV 11	750-017405	DP7263	PD-4XGE-XFP
FPC 6	REV 14	710-013037	DS9961	T1600-FPC4-ES
PIC 0	REV 13	750-017405	DS5532	PD-4XGE-XFP
PIC 1	REV 13	750-017405	DS7639	PD-4XGE-XFP
FPC 7	REV 03	710-013035	DF5564	T1600-FPC3-ES
PIC 0	REV 16	750-007141	JJ8063	PC-10GE-SFP
SIB 0	REV 08	710-022594	DW8035	SIB-TXP-T1600-S
SIB 1	REV 10	710-022594	DX7672	SIB-TXP-T1600-S
SIB 2	REV 08	710-022594	DW8060	SIB-TXP-T1600-S
SIB 3	REV 08	710-022594	DW8072	SIB-TXP-T1600-S
SIB 4	REV 08	710-022594	DW8043	SIB-TXP-T1600-S
Fan Tray 0				FANTRAY-T-S
Fan Tray 1				FANTRAY-T-S
Fan Tray 2				FANTRAY-TXP-R-S

```
lcc2-re0:
```

```
-----
Hardware inventory:
```

Item	Version	Part number	Serial number	FRU model number
Midplane	REV 03	710-017247	RC3956	CHAS-BP-T1600-S
FPM Display	REV 01	710-021387	DN7030	CRAFT-T1600-S
CIP	REV 06	710-002895	DM3962	CIP-L-T640-S
PEM 0	Rev 08	740-017906	UD26519	PWR-T1600-3-80-DC-S
PEM 1	Rev 07	740-017906	UC26601	PWR-T1600-3-80-DC-S
SCG 0	REV 15	710-003423	DP0277	SCG-T-S
CB 0	REV 06	710-022597	DW8524	CB-LCC
CB 1	REV 06	710-022597	DW8536	CB-LCC
FPC 4	REV 12	710-013037	DR1194	T1600-FPC4-ES
PIC 0	REV 11	750-017405	DP8811	PD-4XGE-XFP
PIC 1	REV 11	750-017405	DP8823	PD-4XGE-XFP
FPC 5	REV 12	710-013037	DR1184	T1600-FPC4-ES
PIC 1	REV 11	750-017405	DP4744	PD-4XGE-XFP
FPC 6	REV 12	710-013037	DN8622	T1600-FPC4-ES
PIC 0	REV 14	750-012518	JY9924	PD-40C192-S0N-XFP
PIC 1	REV 11	750-017405	DP8776	PD-4XGE-XFP
FPC 7	REV 04	710-013560	JR3968	T640-FPC3-E2
PIC 0	REV 16	750-007141	NC9330	PC-10GE-SFP
SIB 0	REV 07	710-022594	DW4217	SIB-TXP-T1600-S
SIB 1	REV 07	710-022594	DW4213	SIB-TXP-T1600-S
SIB 2	REV 07	710-022594	DW4189	SIB-TXP-T1600-S
SIB 3	REV 07	710-022594	DW4173	SIB-TXP-T1600-S
SIB 4	REV 07	710-022594	DW4201	SIB-TXP-T1600-S
Fan Tray 0				FANTRAY-T-S

```

Fan Tray 1
Fan Tray 2

FANTRAY-T-S
FANTRAY-TXP-R-S

lcc3-re0:
-----
Hardware inventory:
Item          Version  Part number  Serial number  FRU model number
Midplane      REV 04   710-017247   RC5319         CHAS-BP-T1600-S
FPM Display   REV 01   710-021387   DS6402         CRAFT-T1600-S
CIP           REV 06   710-002895   DR9973         CIP-L-T640-S
PEM 0         Rev 07   740-017906   UC26496        PWR-T1600-3-80-DC-S
PEM 1         Rev 07   740-017906   UC26599        PWR-T1600-3-80-DC-S
SCG 0         REV 15   710-003423   DP5831         SCG-T-S
CB 0          REV 06   710-022597   DW8533         CB-LCC
CB 1          REV 06   710-022597   DW8538         CB-LCC
FPC 0         REV 14   710-013037   DS5345         T1600-FPC4-ES
  PIC 0       REV 13   750-017405   DS7641         PD-4XGE-XFP
  PIC 1       REV 13   750-017405   DS5479         PD-4XGE-XFP
FPC 1         REV 14   710-013037   DS7338         T1600-FPC4-ES
  PIC 0       REV 13   750-017405   DS7631         PD-4XGE-XFP
  PIC 1       REV 13   750-017405   DS7632         PD-4XGE-XFP
FPC 2         REV 14   710-013037   DS9962         T1600-FPC4-ES
  PIC 0       REV 13   750-017405   DS7581         PD-4XGE-XFP
  PIC 1       REV 13   750-017405   DS7627         PD-4XGE-XFP
FPC 4         REV 10   710-010845   JZ6573         T640-FPC4-ES
  PIC 0       REV 14   750-012518   JT5124         PD-40C192-SON-XFP
FPC 5         REV 14   710-013037   DT0016         T1600-FPC4-ES
  PIC 0       REV 14   750-012518   JY9918         PD-40C192-SON-XFP
FPC 7         REV 07   710-013035   DM0967         T1600-FPC3-ES
  PIC 0       REV 16   750-007141   JJ8059         PC-10GE-SFP
  PIC 1       REV 13   750-004695   DM5712         PC-TUNNEL
SIB 0         REV 07   710-022594   DW4174         SIB-TXP-T1600-S
SIB 1         REV 07   710-022594   DW4207         SIB-TXP-T1600-S
SIB 2         REV 06   710-022594   DT8231         SIB-TXP-T1600-S
SIB 3         REV 07   710-022594   DW4175         SIB-TXP-T1600-S
SIB 4         REV 07   710-022594   DW4209         SIB-TXP-T1600-S
Fan Tray 0    FANTRAY-T-S
Fan Tray 1    FANTRAY-T-S
Fan Tray 2    FANTRAY-TXP-R-S

```

#### show chassis hardware (TX Matrix Plus Router with 3D SIBs)

```

user@host> show chassis hardware
sfc0-re0:
-----
Hardware inventory:
Item          Version  Part number  Serial number  Description
Chassis              JN11CAAA4AHB  TXP
Midplane            REV 05   710-022574   ABAC4696      SFC Midplane
FPM Display         REV 09   710-024027   EH3138        TXP FPM Display
CIP 0               REV 12   710-023792   EF6349        TXP CIP
CIP 1               REV 12   710-023792   EG5294        TXP CIP
PEM 0               Rev 06   740-027463   XH04595       Power Entry Module
PEM 1               Rev 06   740-027463   XH04592       Power Entry Module
Routing Engine 0    REV 07   740-026942   P737A-002541  RE-DUO-2600
Routing Engine 1    REV 07   740-026942   P737A-002602  RE-DUO-2600
CB 0                REV 15   710-022606   EH4376        SFC Control Board
CB 1                REV 15   710-022606   EH4379        SFC Control Board
SPMB 0              BUILTIN                      SFC Switch CPU
SPMB 1              BUILTIN                      SFC Switch CPU
SIB F13 0           REV 10   750-035002   EM9305        F13 SIB 3D

```



B Board	REV 06	711-035082	EM9667	F13 SIB 3D Mezz
P Board	REV 05	711-043544	EM9708	F13 SIB 3D Power
Xcvr 0	REV 01	740-047547	XB34FB00S	CXP Module
Xcvr 2	REV 01	740-047547	XB48FB01H	CXP Module
Xcvr 4	REV 01	740-047547	XB34FB02W	CXP Module
Xcvr 6	REV 01	740-047547	XB34FB01T	CXP Module
Xcvr 8	REV 01	740-047547	XB48FB00W	CXP Module
Xcvr 10	REV 01	740-047547	XB34FB01S	CXP Module
Xcvr 12	REV 01	740-047547	XB34FB03H	CXP Module
Xcvr 14	REV 01	740-047547	XB34FB023	CXP Module
SIB F13 3	REV 01	710-035001	EJ2612	F13 SIB 3D
B Board	REV 01	711-035082	EJ3815	F13 SIB 3D Mezz
P Board	REV 01	711-043544	EJ2678	F13 SIB 3D Power
Xcvr 0	REV 01	740-047547	XB48FB04C	CXP Module
Xcvr 2	REV 01	740-047547	XB48FB00Z	CXP Module
Xcvr 4	REV 01	740-047547	XB47FB036	CXP Module
Xcvr 6	REV 01	740-047547	XB47FB029	CXP Module
Xcvr 8	REV 01	740-047547	XB48FB02N	CXP Module
Xcvr 10	REV 01	740-047547	XB42FB0CS	CXP Module
Xcvr 12	REV 01	740-047547	XB47FB01X	CXP Module
Xcvr 14	REV 01	740-047547	XB48FB02F	CXP Module
SIB F13 6	REV 05	750-035002	EK2675	F13 SIB 3D
B Board	REV 03	711-035082	EK2612	F13 SIB 3D Mezz
P Board	REV 04	711-043544	EK1179	F13 SIB 3D Power
Xcvr 0	REV 01	740-047547	XB48FB01T	CXP Module
Xcvr 2	REV 01	740-047547	XB48FB02M	CXP Module
Xcvr 4	REV 01	740-047547	XB48FB031	CXP Module
Xcvr 6	REV 01	740-047547	XB48FB04P	CXP Module
Xcvr 8	REV 01	740-047547	XB48FB02T	CXP Module
Xcvr 10	REV 01	740-047547	XB34FB01V	CXP Module
Xcvr 12	REV 01	740-047547	XB48FB02C	CXP Module
Xcvr 14		NON-JNPR		No Module
SIB F13 12	REV 01	710-035001	EJ2631	F13 SIB 3D
B Board	REV 01	711-035082	EJ3808	F13 SIB 3D Mezz
P Board	REV 01	711-043544	EJ2676	F13 SIB 3D Power
SIB F2S 0/0	REV 01	711-034977	EH9829	F2S SIB 3D
B Board	REV 01	711-034979	EH9927	F2S SIB 3D Mezz
SIB F2S 0/2	REV 01	711-034977	EH9791	F2S SIB 3D
B Board	REV 01	711-034979	EH9852	F2S SIB 3D Mezz
SIB F2S 0/4	REV 01	711-034977	EH9803	F2S SIB 3D
B Board	REV 01	711-034979	EH9915	F2S SIB 3D Mezz
SIB F2S 0/6	REV 01	711-034977	EH9763	F2S SIB 3D
B Board	REV 01	711-034979	EH9880	F2S SIB 3D Mezz
SIB F2S 1/0	REV 01	711-034977	EH9757	F2S SIB 3D
B Board	REV 01	711-034979	EH9889	F2S SIB 3D Mezz
SIB F2S 1/2	REV 01	711-034977	EH9815	F2S SIB 3D
B Board	REV 01	711-034979	EH9890	F2S SIB 3D Mezz
SIB F2S 1/4	REV 08	750-034978	EN1954	F2S SIB 3D
B Board	REV 02	711-034979	EN1436	F2S SIB 3D Mezz
SIB F2S 1/6	REV 01	711-034977	EJ7054	F2S SIB 3D
B Board	REV 01	711-034979	EJ8238	F2S SIB 3D Mezz
SIB F2S 2/0	REV 01	711-034977	EH9830	F2S SIB 3D
B Board	REV 01	711-034979	EH9844	F2S SIB 3D Mezz
SIB F2S 2/2	REV 01	711-034977	EH9818	F2S SIB 3D
B Board	REV 01	711-034979	EH9888	F2S SIB 3D Mezz
SIB F2S 2/4	REV 01	711-034977	EH9795	F2S SIB 3D
B Board	REV 01	711-034979	EH9869	F2S SIB 3D Mezz
SIB F2S 2/6	REV 01	711-034977	EJ7026	F2S SIB 3D
B Board	REV 01	711-034979	EJ8273	F2S SIB 3D Mezz
SIB F2S 3/0	REV 01	711-034977	EH9811	F2S SIB 3D
B Board	REV 01	711-034979	EH9892	F2S SIB 3D Mezz

SIB F2S 3/2	REV 01	711-034977	EH9812	F2S SIB 3D
B Board	REV 01	711-034979	EH9877	F2S SIB 3D Mezz
SIB F2S 3/4	REV 08	750-034978	EN1947	F2S SIB 3D
B Board	REV 02	711-034979	EN1471	F2S SIB 3D Mezz
Fan Tray 0	REV 10	760-024497	EH3313	Front Fan Tray
Fan Tray 1	REV 10	760-024497	EH3290	Front Fan Tray
Fan Tray 2	REV 10	760-024502	EH3292	Rear Fan Tray
Fan Tray 3	REV 10	760-024502	EH3287	Rear Fan Tray
Fan Tray 4	REV 10	760-024502	EH3286	Rear Fan Tray
Fan Tray 5	REV 10	760-024502	EH3285	Rear Fan Tray

lcc0-re0:

-----  
Hardware inventory:

Item	Version	Part number	Serial number	Description
Chassis			JN11B23FEAHA	T1600
Midplane	REV 01	710-027486	RC9787	T-series Backplane
FPM GBUS	REV 13	710-002901	BBAG5132	T640 FPM Board
FPM Display	REV 04	710-021387	BBAL9612	T1600 FPM Display
CIP	REV 06	710-002895	BBAN0605	T-series CIP
PEM 0	REV 05	740-036442	1G022060143	Power Entry Module 6x60
PEM 1	REV 05	740-036442	1G022060011	Power Entry Module 6x60
SCG 0	REV 18	710-003423	BBAL7318	T640 Sonet Clock Gen.
SCG 1	REV 18	710-003423	BBAL7255	T640 Sonet Clock Gen.
Routing Engine 0	REV 07	740-026941	P737F-002933	RE-DUO-1800
Routing Engine 1	REV 06	740-026941	P737F-002749	RE-DUO-1800
CB 0	REV 11	710-022597	EH3611	LCC Control Board
CB 1	REV 11	710-022597	EH4798	LCC Control Board
FPC 5	REV 17	710-013037	BBAC5333	FPC Type 4-ES
CPU	REV 10	710-016744	BBAB7619	ST-PMB2
PIC 0	REV 18	750-017405	BBAE3420	4x 10GE (LAN/WAN) XFP
Xcvr 0	REV 03	740-014289	T10C90659	XFP-10G-SR
MMB 0	REV 05	710-025563	BBAB9538	ST-MMB2
MMB 1	REV 05	710-025563	BBAB9502	ST-MMB2
FPC 7	REV 01	750-045173	BBAV0032	FPC Type 5-3D
CPU				
SPMB 0	REV 05	710-023321	EG9434	LCC Switch CPU
SPMB 1	REV 05	710-023321	EH3878	LCC Switch CPU
SIB 0	REV 01	750-041657	EH7997	LCC SIB 3D
B Board	REV 01	711-042424	EH7674	LCC SIB 3D Mezz
Xcvr 0	REV 01	740-047547	XB48FB014	CXP Module
Xcvr 2	REV 01	740-047547	XB48FB05A	CXP Module
Xcvr 4	REV 01	740-047547	XB48FB052	CXP Module
Xcvr 6	REV 01	740-047547	XB48FB01B	CXP Module
SIB 1	REV 01	750-041657	EH8023	LCC SIB 3D
B Board	REV 01	711-042424	EH7659	LCC SIB 3D Mezz
Xcvr 0	REV 01	740-047547	XB48FB05J	CXP Module
Xcvr 2	REV 01	740-047547	XB48FB01E	CXP Module
Xcvr 4	REV 01	740-047547	XB48FB01J	CXP Module
Xcvr 6	REV 01	740-047547	XB48FB02S	CXP Module
SIB 2	REV 03	750-041657	EJ6554	LCC SIB 3D
B Board	REV 02	711-042424	EJ5756	LCC SIB 3D Mezz
Xcvr 0	REV 01	740-047547	XB34FB01Z	CXP Module
Xcvr 2	REV 01	740-047547	XB34FB013	CXP Module
Xcvr 4	REV 01	740-047547	XB48FB04Z	CXP Module
Xcvr 6	REV 01	740-047547	XB48FB05N	CXP Module
Fan Tray 0				Front Top Fan Tray
Fan Tray 1				Front Bottom Fan Tray
Fan Tray 2				Rear Fan Tray -- Rev 4

lcc2-re0:

```

-----
Hardware inventory:
Item          Version  Part number  Serial number  Description
Chassis              REV 01  710-027486  JN11B3975AHA  T1600
Midplane             REV 13  710-002901  RC9826        T-series Backplane
FPM GBUS             REV 03  710-021387  BBAG5124      T640 FPM Board
FPM Display          REV 06  710-002895  BBAL3744      T1600 FPM Display
CIP                  REV 05  740-036442  1G022060081  T-series CIP
PEM 0                REV 05  740-036442  1G022060188  Power Entry Module 6x60
PEM 1                REV 18  710-003423  BBAH8775     Power Entry Module 6x60
SCG 0                REV 18  710-003423  BBAL7272     T640 Sonet Clock Gen.
SCG 1                REV 07  740-026941  P737F-002992 T640 Sonet Clock Gen.
Routing Engine 0     REV 07  740-026941  P737F-002938 RE-DUO-1800
Routing Engine 1     REV 11  710-022597  EH4805       RE-DUO-1800
CB 0                 REV 11  710-022597  EH4786       LCC Control Board
CB 1                 REV 01  710-033873  BBAH0320     LCC Control Board
FPC 1                REV 06  710-016744  BBAF3281     FPC Type 3-ES
CPU                  REV 06  710-025563  BBAF5061     ST-PMB2
MMB 0                REV 04  710-033871  BBAM5070     ST-MMB2
FPC 5                REV 11  710-016744  BBAM6653     FPC Type 4-ES
CPU                  REV 20  750-017405  BBAM1296     ST-PMB2
PIC 1                REV 03  740-014289  T10B42981    4x 10GE (LAN/WAN) XFP
Xcvr 0               REV 07  710-025563  BBAN2631     XFP-10G-SR
MMB 1                REV 07  710-025563  BBAN2538     ST-MMB2
SPMB 0               REV 05  710-023321  EH3903       ST-MMB2
SPMB 1               REV 05  710-023321  EH3902       LCC Switch CPU
SIB 0                REV 01  750-041657  EH8019       LCC SIB 3D
B Board              REV 01  711-042424  EH7680       LCC SIB 3D Mezz
Xcvr 0               REV 01  740-047547  XB48FB04F    CXF Module
Xcvr 2               REV 01  740-047547  XB48FB04S    CXF Module
Xcvr 4               REV 01  740-047547  XB48FB04B    CXF Module
Xcvr 6               REV 01  740-047547  XB48FB043    CXF Module
SIB 1                REV 01  750-041657  EH8012       CXF Module
B Board              REV 01  711-042424  EH7658       LCC SIB 3D Mezz
Xcvr 0               REV 01  740-047547  XB48FB05E    CXF Module
Xcvr 2               REV 01  740-047547  XB48FB01Z    CXF Module
Xcvr 4               REV 01  740-047547  XB48FB018    CXF Module
Xcvr 6               REV 01  740-047547  XB48FB054    CXF Module
SIB 2                REV 01  750-041657  EH7993       LCC SIB 3D
B Board              REV 01  711-042424  EH7678       LCC SIB 3D Mezz
Xcvr 0               REV 01  740-047547  XB48FB05C    CXF Module
Xcvr 2               REV 01  740-047547  XB47FB00N    CXF Module
Xcvr 4               REV 01  740-047547  XB48FB05U    CXF Module
Xcvr 6               REV 01  740-047547  XB48FB05L    CXF Module
Fan Tray 0           Front Top Fan Tray
Fan Tray 1           Front Bottom Fan Tray
Fan Tray 2           Rear Fan Tray -- Rev 4

```

### show chassis hardware clei-models (TX Matrix Plus Router with 3D SIBs)

```

user@host> show chassis hardware clei-models
sfc0-re0:
-----
Hardware inventory:
Item          Version  Part number  CLEI code  FRU model number
Midplane      REV 05  710-022574  CHAS-BP-TXP-S
FPM Display   REV 09  710-024027  CRAFT-TXP-S
CIP 0         REV 12  710-023792  CIP-TXP-S
CIP 1         REV 12  710-023792  CIP-TXP-S
PEM 0         Rev 06  740-027463  IPUPAFGKTA PWR-TXP-7-60-DC-S

```

Routing Engine 0	REV 07	740-026942		RE-DUO-C2600-16G-S
Routing Engine 1	REV 07	740-026942		RE-DUO-C2600-16G-S
CB 0	REV 13	710-022606		CB-TXP-S
CB 1	REV 14	710-022606		CB-TXP-S
SIB F13 0	REV 10	750-035002	PROTOXCLEI	SIB-TXP-3D-F13-S
Xcvr 0	REV 01	740-048813		
Xcvr 1	REV 01	740-048813		
Xcvr 2	REV 01	740-048813		
Xcvr 3	REV 01	740-048813		
Xcvr 4	REV 01	740-048813		
Xcvr 5	REV 01	740-048813		
Xcvr 6	REV 01	740-048813		
Xcvr 7	REV 01	740-048813		
Xcvr 8	REV 01	740-047547		CXP-TXP-3D
Xcvr 10	REV 01	740-047547		CXP-TXP-3D
Xcvr 12	REV 01	740-047547		CXP-TXP-3D
Xcvr 14	REV 01	740-047547		CXP-TXP-3D
SIB F13 1	REV 10	750-035002	PROTOXCLEI	SIB-TXP-3D-F13-S
Xcvr 0	REV 01	740-047547		CXP-TXP-3D
Xcvr 1	REV 01	740-047547		CXP-TXP-3D
Xcvr 2	REV 01	740-047547		CXP-TXP-3D
Xcvr 3	REV 01	740-047547		CXP-TXP-3D
Xcvr 4	REV 01	740-047547		CXP-TXP-3D
Xcvr 5	REV 01	740-047547		CXP-TXP-3D
Xcvr 6	REV 01	740-047547		CXP-TXP-3D
Xcvr 7	REV 01	740-047547		CXP-TXP-3D
Xcvr 8	REV 01	740-047547		CXP-TXP-3D
Xcvr 10	REV 01	740-047547		CXP-TXP-3D
Xcvr 12	REV 01	740-047547		CXP-TXP-3D
Xcvr 14	REV 01	740-047547		CXP-TXP-3D
Xcvr 0	REV 01	740-048813		
Xcvr 1	REV 01	740-048813		
Xcvr 2	REV 01	740-048813		
Xcvr 3	REV 01	740-048813		
Xcvr 4	REV 01	740-048813		
Xcvr 5	REV 01	740-048813		
Xcvr 6	REV 01	740-048813		
Xcvr 7	REV 01	740-048813		
Xcvr 8	REV 01	740-048813		
Xcvr 10	REV 01	740-048813		
Xcvr 12	REV 01	740-048813		
Xcvr 14	REV 01	740-048813		
Xcvr 0	REV 01	740-047547		CXP-TXP-3D
Xcvr 1	REV 01	740-047547		CXP-TXP-3D
Xcvr 2	REV 01	740-047547		CXP-TXP-3D
Xcvr 3	REV 01	740-047547		CXP-TXP-3D
Xcvr 4	REV 01	740-047547		CXP-TXP-3D
Xcvr 5	REV 01	740-047547		CXP-TXP-3D
Xcvr 6	REV 01	740-047547		CXP-TXP-3D
Xcvr 7	REV 01	740-047547		CXP-TXP-3D
Xcvr 8	REV 01	740-047547		CXP-TXP-3D
Xcvr 10	REV 01	740-047547		CXP-TXP-3D
Xcvr 12	REV 01	740-047547		CXP-TXP-3D
Xcvr 14	REV 01	740-047547		CXP-TXP-3D
SIB F13 6	REV 16	750-035002	PROTOXCLEI	SIB-TXP-3D-F13
Xcvr 0	REV 01	740-048813		
Xcvr 1	REV 01	740-048813		
Xcvr 2	REV 01	740-048813		
Xcvr 3	REV 01	740-048813		
Xcvr 4	REV 01	740-048813		
Xcvr 5	REV 01	740-048813		

Xcvr 6	REV 01	740-048813		
Xcvr 7	REV 01	740-048813		
Xcvr 8	REV 01	740-047547		CXP-TXP-3D
Xcvr 10	REV 01	740-047547		CXP-TXP-3D
Xcvr 12	REV 01	740-047547		CXP-TXP-3D
Xcvr 14	REV 01	740-047547		CXP-TXP-3D
SIB F13 7	REV 10	750-035002	PROTOXCLEI	SIB-TXP-3D-F13-S
Xcvr 0	REV 01	740-047547		CXP-TXP-3D
Xcvr 1	REV 01	740-047547		CXP-TXP-3D
Xcvr 2	REV 01	740-047547		CXP-TXP-3D
Xcvr 3	REV 01	740-047547		CXP-TXP-3D
Xcvr 4	REV 01	740-047547		CXP-TXP-3D
Xcvr 5	REV 01	740-047547		CXP-TXP-3D
Xcvr 6	REV 01	740-047547		CXP-TXP-3D
Xcvr 7	REV 01	740-047547		CXP-TXP-3D
Xcvr 8	REV 01	740-047547		CXP-TXP-3D
Xcvr 10	REV 01	740-047547		CXP-TXP-3D
Xcvr 12	REV 01	740-047547		CXP-TXP-3D
Xcvr 14	REV 01	740-047547		CXP-TXP-3D
Xcvr 0	REV 01	740-048813		
Xcvr 1	REV 01	740-048813		
Xcvr 2	REV 01	740-048813		
Xcvr 3	REV 01	740-048813		
Xcvr 4	REV 01	740-048813		
Xcvr 5	REV 01	740-047547		CXP-TXP-3D
Xcvr 6	REV 01	740-047547		CXP-TXP-3D
Xcvr 7	REV 01	740-047547		CXP-TXP-3D
Xcvr 8	REV 01	740-047547		CXP-TXP-3D
Xcvr 10	REV 01	740-047547		CXP-TXP-3D
Xcvr 12	REV 01	740-047547		CXP-TXP-3D
Xcvr 14	REV 01	740-047547		CXP-TXP-3D
SIB F13 9	REV 16	750-035002	PROTOXCLEI	SIB-TXP-3D-F13
Xcvr 0	REV 01	740-047547		CXP-TXP-3D
Xcvr 1	REV 01	740-047547		CXP-TXP-3D
Xcvr 2	REV 01	740-047547		CXP-TXP-3D
Xcvr 3	REV 01	740-047547		CXP-TXP-3D
Xcvr 4	REV 01	740-047547		CXP-TXP-3D
Xcvr 5	REV 01	740-047547		CXP-TXP-3D
Xcvr 6	REV 01	740-047547		CXP-TXP-3D
Xcvr 7	REV 01	740-047547		CXP-TXP-3D
Xcvr 8	REV 01	740-047547		CXP-TXP-3D
Xcvr 10	REV 01	740-047547		CXP-TXP-3D
Xcvr 12	REV 01	740-047547		CXP-TXP-3D
Xcvr 14	REV 01	740-047547		CXP-TXP-3D
SIB F13 11	REV 10	750-035002	PROTOXCLEI	750-035002
Xcvr 0	REV 01	740-048813		
Xcvr 1	REV 01	740-048813		
Xcvr 2	REV 01	740-048813		
Xcvr 3	REV 01	740-048813		
Xcvr 4	REV 01	740-048813		
Xcvr 5	REV 01	740-048813		
Xcvr 6	REV 01	740-047547		CXP-TXP-3D
Xcvr 7	REV 01	740-048813		
Xcvr 8	REV 01	740-047547		CXP-TXP-3D
Xcvr 12	REV 01	740-047547		CXP-TXP-3D
Xcvr 14	REV 01	740-047547		CXP-TXP-3D
SIB F13 12	REV 16	750-035002	PROTOXCLEI	SIB-TXP-3D-F13
Xcvr 0	REV 01	740-047547		CXP-TXP-3D
Xcvr 1	REV 01	740-047547		CXP-TXP-3D
Xcvr 2	REV 01	740-047547		CXP-TXP-3D
Xcvr 3	REV 01	740-047547		CXP-TXP-3D

Xcvr 4	REV 01	740-047547		CXP-TXP-3D
Xcvr 5	REV 01	740-047547		CXP-TXP-3D
Xcvr 6	REV 01	740-047547		CXP-TXP-3D
Xcvr 7	REV 01	740-047547		CXP-TXP-3D
Xcvr 8	REV 01	740-047547		CXP-TXP-3D
Xcvr 10	REV 01	740-047547		CXP-TXP-3D
Xcvr 12	REV 01	740-047547		CXP-TXP-3D
Xcvr 14	REV 01	740-047547		CXP-TXP-3D
SIB F2S 0/0	REV 06	750-034978	PROTOXCLEI	SIB-TXP-3D-F2S
SIB F2S 0/2	REV 07	750-034978	PROTOXCLEI	SIB-TXP-3D-F2S
SIB F2S 0/4	REV 06	750-034978	PROTOXCLEI	SIB-TXP-3D-F2S
SIB F2S 0/6	REV 06	750-034978	PROTOXCLEI	SIB-TXP-3D-F2S
SIB F2S 1/0	REV 07	750-034978	PROTOXCLEI	SIB-TXP-3D-F2S
SIB F2S 1/2	REV 07	750-034978	PROTOXCLEI	SIB-TXP-3D-F2S
SIB F2S 1/4	REV 07	750-034978	PROTOXCLEI	SIB-TXP-3D-F2S
SIB F2S 1/6	REV 08	750-034978	PROTOXCLEI	SIB-TXP-3D-F2S
SIB F2S 2/0	REV 06	750-034978	PROTOXCLEI	SIB-TXP-3D-F2S
SIB F2S 2/2	REV 06	750-034978	PROTOXCLEI	SIB-TXP-3D-F2S
SIB F2S 2/4	REV 07	750-034978	PROTOXCLEI	SIB-TXP-3D-F2S
SIB F2S 2/6	REV 06	750-034978	PROTOXCLEI	SIB-TXP-3D-F2S
SIB F2S 3/0	REV 07	750-034978	PROTOXCLEI	SIB-TXP-3D-F2S
SIB F2S 3/2	REV 06	750-034978	PROTOXCLEI	SIB-TXP-3D-F2S
SIB F2S 3/4	REV 06	750-034978	PROTOXCLEI	SIB-TXP-3D-F2S
SIB F2S 3/6	REV 06	750-034978	PROTOXCLEI	SIB-TXP-3D-F2S
SIB F2S 4/0	REV 07	750-034978	PROTOXCLEI	SIB-TXP-3D-F2S
SIB F2S 4/2	REV 06	750-034978	PROTOXCLEI	SIB-TXP-3D-F2S
SIB F2S 4/4	REV 06	750-034978	PROTOXCLEI	SIB-TXP-3D-F2S
SIB F2S 4/6	REV 06	750-034978	PROTOXCLEI	SIB-TXP-3D-F2S
Fan Tray 0	REV 10	760-024497		FANTRAY-TXP-H-S
Fan Tray 1	REV 10	760-024497		FANTRAY-TXP-H-S
Fan Tray 2	REV 10	760-024502		FANTRAY-TXP-V-S
Fan Tray 3	REV 10	760-024502		FANTRAY-TXP-V-S
Fan Tray 4	REV 10	760-024502		FANTRAY-TXP-V-S
Fan Tray 5	REV 10	760-024502		FANTRAY-TXP-V-S

lcc0-re0:

-----  
Hardware inventory:

Item	Version	Part number	CLEI code	FRU model number
Midplane	REV 01	710-027486	IPMJ700DRD	CHAS-BP-T1600-S
FPM Display	REV 04	710-021387		CRAFT-T1600-S
CIP	REV 06	710-002895		CIP-L-T640-S
PEM 0	REV 05	740-036442	IPUPAG6KAA	PWR-T-6-60-DC-S
PEM 1	REV 05	740-036442	IPUPAG6KAA	PWR-T-6-60-DC-S
SCG 0	REV 18	710-003423		SCG-T-S
SCG 1	REV 18	710-003423		SCG-T-S
Routing Engine 0	REV 10	740-026941		RE-DU0-C1800-8G-S
Routing Engine 1	REV 07	740-026941		RE-DU0-C1800-8G-S
CB 0	REV 11	710-022597		CB-LCC-S
CB 1	REV 11	710-022597		CB-LCC-S
FPC 0	REV 01	750-045173	IP9IAL4DAB	T4000-FPC5-3D
PIC 0	REV 17	750-034624	IP9IAL2DAA	PF-12XGE-SFPP
PIC 1	REV 17	750-034624	IP9IAL2DAA	PF-12XGE-SFPP
FPC 3	REV 01	750-045173	IP9IAL4DAB	T4000-FPC5-3D
PIC 0	REV 13	750-033423	XXXXXXXXDD	PF-12-24XGE-SFPP
FPC 4	REV 02	750-045173	IP9IAL4DAC	T4000-FPC5-3D
PIC 0	REV 17	750-034624	IP9IAL2DAA	PF-12XGE-SFPP
PIC 1	REV 17	750-034624	IP9IAL2DAA	PF-12XGE-SFPP
FPC 5	REV 01	750-045173	IP9IAL4DAB	T4000-FPC5-3D
PIC 0	REV 17	750-034624	IP9IAL2DAA	PF-12XGE-SFPP
PIC 1	REV 17	750-034624	IP9IAL2DAA	PF-12XGE-SFPP

FPC 6	REV 01	750-045173	IP9IAL4DAB	T4000-FPC5-3D
PIC 0	REV 17	750-034624	IP9IAL2DAA	PF-12XGE-SFPP
PIC 1	REV 10	750-035293	IP9IAL3DAA	PF-1CGE-CFP
SIB 0	REV 06	750-041657	PROTOXCLEI	SIB-TXP-3D-LCC
Xcvr 0	REV 01	740-048813		
Xcvr 1	REV 01	740-048813		
Xcvr 2	REV 01	740-048813		
Xcvr 3	REV 01	740-048813		
Xcvr 4	REV 01	740-048813		
Xcvr 5	REV 01	740-048813		
Xcvr 6	REV 01	740-048813		
Xcvr 7	REV 01	740-048813		
SIB 1	REV 06	750-041657	PROTOXCLEI	SIB-TXP-3D-LCC
Xcvr 0	REV 01	740-048813		
Xcvr 1	REV 01	740-048813		
Xcvr 2	REV 01	740-048813		
Xcvr 3	REV 01	740-048813		
Xcvr 4	REV 01	740-048813		
Xcvr 5	REV 01	740-048813		
Xcvr 6	REV 01	740-048813		
Xcvr 7	REV 01	740-048813		
SIB 2	REV 06	750-041657	PROTOXCLEI	SIB-TXP-3D-LCC
Xcvr 0	REV 01	740-048813		
Xcvr 1	REV 01	740-048813		
Xcvr 2	REV 01	740-048813		
Xcvr 3	REV 01	740-048813		
Xcvr 4	REV 01	740-048813		
Xcvr 5	REV 01	740-048813		
Xcvr 6	REV 01	740-048813		
Xcvr 7	REV 01	740-048813		
SIB 3	REV 07	750-041657	PROTOXCLEI	SIB-TXP-3D-LCC
Xcvr 0	REV 01	740-048813		
Xcvr 1	REV 01	740-048813		
Xcvr 2	REV 01	740-048813		
Xcvr 3	REV 01	740-048813		
Xcvr 4	REV 01	740-048813		
Xcvr 5	REV 01	740-048813		
Xcvr 6	REV 01	740-048813		
Xcvr 7	REV 01	740-048813		
SIB 4	REV 06	750-041657	PROTOXCLEI	SIB-TXP-3D-LCC
Xcvr 0	REV 01	740-048813		
Xcvr 1	REV 01	740-048813		
Xcvr 2	REV 01	740-048813		
Xcvr 3	REV 01	740-048813		
Xcvr 4	REV 01	740-048813		
Xcvr 5	REV 01	740-048813		
Xcvr 6	REV 01	740-048813		
Xcvr 7	REV 01	740-048813		
Fan Tray 0				FANTRAY-T-S
Fan Tray 1				FANTRAY-T-S
Fan Tray 2				FANTRAY-TXP3D-LCC-R-S
[Output Truncated]				

### show chassis hardware detail (TX Matrix Plus Router with 3D SIBs)

```
user@host> show chassis hardware detail
sfc0-re0:
```

```
-----
Hardware inventory:
```

Item	Version	Part number	Serial number	Description
Chassis			JN11CAA4AHB	TXP

Midplane	REV 05	710-022574	ABAC4696	SFC Midplane
FPM Display	REV 09	710-024027	EH3138	TXP FPM Display
CIP 0	REV 12	710-023792	EF6349	TXP CIP
CIP 1	REV 12	710-023792	EG5294	TXP CIP
PEM 0	Rev 06	740-027463	XH04595	Power Entry Module
PEM 1	Rev 06	740-027463	XH04592	Power Entry Module
Routing Engine 0	REV 07	740-026942	P737A-002541	RE-DUO-2600
ad0 3823 MB	SMART CF		2011030400062C132C13	Compact Flash
ad1 62720 MB	SMART Lite SATA Drive		201105100009A452A452	Disk 1
Routing Engine 1	REV 07	740-026942	P737A-002602	RE-DUO-2600
ad0 3823 MB	SMART CF		20110508085EE471E471	Compact Flash
ad1 62720 MB	SMART Lite SATA Drive		201110210089DF39DF39	Disk 1
CB 0	REV 15	710-022606	EH4376	SFC Control Board
CB 1	REV 15	710-022606	EH4379	SFC Control Board
SPMB 0		BUILTIN		SFC Switch CPU
SPMB 1		BUILTIN		SFC Switch CPU
SIB F13 0	REV 10	750-035002	EM9305	F13 SIB 3D
B Board	REV 06	711-035082	EM9667	F13 SIB 3D Mezz
P Board	REV 05	711-043544	EM9708	F13 SIB 3D Power
Xcvr 0	REV 01	740-047547	XB34FB00S	CXP Module
Xcvr 2	REV 01	740-047547	XB48FB01H	CXP Module
Xcvr 4	REV 01	740-047547	XB34FB02W	CXP Module
Xcvr 6	REV 01	740-047547	XB34FB01T	CXP Module
Xcvr 8	REV 01	740-047547	XB48FB00W	CXP Module
Xcvr 10	REV 01	740-047547	XB34FB01S	CXP Module
Xcvr 12	REV 01	740-047547	XB34FB03H	CXP Module
Xcvr 14	REV 01	740-047547	XB34FB023	CXP Module
SIB F13 3	REV 01	710-035001	EJ2612	F13 SIB 3D
B Board	REV 01	711-035082	EJ3815	F13 SIB 3D Mezz
P Board	REV 01	711-043544	EJ2678	F13 SIB 3D Power
Xcvr 0	REV 01	740-047547	XB48FB04C	CXP Module
Xcvr 2	REV 01	740-047547	XB48FB00Z	CXP Module
Xcvr 4	REV 01	740-047547	XB47FB036	CXP Module
Xcvr 6	REV 01	740-047547	XB47FB029	CXP Module
Xcvr 8	REV 01	740-047547	XB48FB02N	CXP Module
Xcvr 10	REV 01	740-047547	XB42FB0CS	CXP Module
Xcvr 12	REV 01	740-047547	XB47FB01X	CXP Module
Xcvr 14	REV 01	740-047547	XB48FB02F	CXP Module
SIB F13 6	REV 05	750-035002	EK2675	F13 SIB 3D
B Board	REV 03	711-035082	EK2612	F13 SIB 3D Mezz
P Board	REV 04	711-043544	EK1179	F13 SIB 3D Power
Xcvr 0	REV 01	740-047547	XB48FB01T	CXP Module
Xcvr 2	REV 01	740-047547	XB48FB02M	CXP Module
Xcvr 4	REV 01	740-047547	XB48FB031	CXP Module
Xcvr 6	REV 01	740-047547	XB48FB04P	CXP Module
Xcvr 8	REV 01	740-047547	XB48FB02T	CXP Module
Xcvr 10	REV 01	740-047547	XB34FB01V	CXP Module
Xcvr 12	REV 01	740-047547	XB48FB02C	CXP Module
Xcvr 14		NON-JNPR		No Module
SIB F13 12	REV 01	710-035001	EJ2631	F13 SIB 3D
B Board	REV 01	711-035082	EJ3808	F13 SIB 3D Mezz
P Board	REV 01	711-043544	EJ2676	F13 SIB 3D Power
SIB F2S 0/0	REV 01	711-034977	EH9829	F2S SIB 3D
B Board	REV 01	711-034979	EH9927	F2S SIB 3D Mezz
SIB F2S 0/2	REV 01	711-034977	EH9791	F2S SIB 3D
B Board	REV 01	711-034979	EH9852	F2S SIB 3D Mezz
SIB F2S 0/4	REV 01	711-034977	EH9803	F2S SIB 3D
B Board	REV 01	711-034979	EH9915	F2S SIB 3D Mezz
SIB F2S 0/6	REV 01	711-034977	EH9763	F2S SIB 3D
B Board	REV 01	711-034979	EH9880	F2S SIB 3D Mezz
SIB F2S 1/0	REV 01	711-034977	EH9757	F2S SIB 3D



B Board	REV 01	711-034979	EH9889	F2S SIB 3D Mezz
SIB F2S 1/2	REV 01	711-034977	EH9815	F2S SIB 3D
B Board	REV 01	711-034979	EH9890	F2S SIB 3D Mezz
SIB F2S 1/4	REV 08	750-034978	EN1954	F2S SIB 3D
B Board	REV 02	711-034979	EN1436	F2S SIB 3D Mezz
SIB F2S 1/6	REV 01	711-034977	EJ7054	F2S SIB 3D
B Board	REV 01	711-034979	EJ8238	F2S SIB 3D Mezz
SIB F2S 2/0	REV 01	711-034977	EH9830	F2S SIB 3D
B Board	REV 01	711-034979	EH9844	F2S SIB 3D Mezz
SIB F2S 2/2	REV 01	711-034977	EH9818	F2S SIB 3D
B Board	REV 01	711-034979	EH9888	F2S SIB 3D Mezz
SIB F2S 2/4	REV 01	711-034977	EH9795	F2S SIB 3D
B Board	REV 01	711-034979	EH9869	F2S SIB 3D Mezz
SIB F2S 2/6	REV 01	711-034977	EJ7026	F2S SIB 3D
B Board	REV 01	711-034979	EJ8273	F2S SIB 3D Mezz
SIB F2S 3/0	REV 01	711-034977	EH9811	F2S SIB 3D
B Board	REV 01	711-034979	EH9892	F2S SIB 3D Mezz
SIB F2S 3/2	REV 01	711-034977	EH9812	F2S SIB 3D
B Board	REV 01	711-034979	EH9877	F2S SIB 3D Mezz
SIB F2S 3/4	REV 08	750-034978	EN1947	F2S SIB 3D
B Board	REV 02	711-034979	EN1471	F2S SIB 3D Mezz
Fan Tray 0	REV 10	760-024497	EH3313	Front Fan Tray
Fan Tray 1	REV 10	760-024497	EH3290	Front Fan Tray
Fan Tray 2	REV 10	760-024502	EH3292	Rear Fan Tray
Fan Tray 3	REV 10	760-024502	EH3287	Rear Fan Tray
Fan Tray 4	REV 10	760-024502	EH3286	Rear Fan Tray
Fan Tray 5	REV 10	760-024502	EH3285	Rear Fan Tray

1cc0-re0:

-----  
Hardware inventory:

Item	Version	Part number	Serial number	Description
Chassis			JN11B23FEAHA	T1600
Midplane	REV 01	710-027486	RC9787	T-series Backplane
FPM GBUS	REV 13	710-002901	BBAG5132	T640 FPM Board
FPM Display	REV 04	710-021387	BBAL9612	T1600 FPM Display
CIP	REV 06	710-002895	BBAN0605	T-series CIP
PEM 0	REV 05	740-036442	1G022060143	Power Entry Module 6x60
PEM 1	REV 05	740-036442	1G022060011	Power Entry Module 6x60
SCG 0	REV 18	710-003423	BBAL7318	T640 Sonet Clock Gen.
SCG 1	REV 18	710-003423	BBAL7255	T640 Sonet Clock Gen.
Routing Engine 0	REV 07	740-026941	P737F-002933	RE-DUO-1800
ad0	3823 MB	SMART CF	201103030490604E604E	Compact Flash
ad1	62720 MB	SMART Lite SATA Drive	20110729028B11D411D4	Disk 1
Routing Engine 1	REV 06	740-026941	P737F-002749	RE-DUO-1800
ad0	3823 MB	SMART CF	2011010504EB99649964	Compact Flash
ad1	62720 MB	SMART Lite SATA Drive	201102140058934A934A	Disk 1
CB 0	REV 11	710-022597	EH3611	LCC Control Board
CB 1	REV 11	710-022597	EH4798	LCC Control Board
FPC 5	REV 17	710-013037	BBAC5333	FPC Type 4-ES
CPU	REV 10	710-016744	BBAB7619	ST-PMB2
PIC 0	REV 18	750-017405	BBAE3420	4x 10GE (LAN/WAN) XFP
Xcvr 0	REV 03	740-014289	T10C90659	XFP-10G-SR
MMB 0	REV 05	710-025563	BBAB9538	ST-MMB2
MMB 1	REV 05	710-025563	BBAB9502	ST-MMB2
FPC 7	REV 01	750-045173	BBAV0032	FPC Type 5-3D
CPU				
SPMB 0	REV 05	710-023321	EG9434	LCC Switch CPU
SPMB 1	REV 05	710-023321	EH3878	LCC Switch CPU
SIB 0	REV 01	750-041657	EH7997	LCC SIB 3D
B Board	REV 01	711-042424	EH7674	LCC SIB 3D Mezz

Xcvr 0	REV 01	740-047547	XB48FB014	CXP Module
Xcvr 2	REV 01	740-047547	XB48FB05A	CXP Module
Xcvr 4	REV 01	740-047547	XB48FB052	CXP Module
Xcvr 6	REV 01	740-047547	XB48FB01B	CXP Module
SIB 1	REV 01	750-041657	EH8023	LCC SIB 3D
B Board	REV 01	711-042424	EH7659	LCC SIB 3D Mezz
Xcvr 0	REV 01	740-047547	XB48FB05J	CXP Module
Xcvr 2	REV 01	740-047547	XB48FB01E	CXP Module
Xcvr 4	REV 01	740-047547	XB48FB01J	CXP Module
Xcvr 6	REV 01	740-047547	XB48FB02S	CXP Module
SIB 2	REV 03	750-041657	EJ6554	LCC SIB 3D
B Board	REV 02	711-042424	EJ5756	LCC SIB 3D Mezz
Xcvr 0	REV 01	740-047547	XB34FB01Z	CXP Module
Xcvr 2	REV 01	740-047547	XB34FB013	CXP Module
Xcvr 4	REV 01	740-047547	XB48FB04Z	CXP Module
Xcvr 6	REV 01	740-047547	XB48FB05N	CXP Module
Fan Tray 0				Front Top Fan Tray
Fan Tray 1				Front Bottom Fan Tray
Fan Tray 2				Rear Fan Tray -- Rev 4

lcc2-re0:

-----  
Hardware inventory:

Item	Version	Part number	Serial number	Description
Chassis			JN11B3975AHA	T1600
Midplane	REV 01	710-027486	RC9826	T-series Backplane
FPM GBUS	REV 13	710-002901	BBAG5124	T640 FPM Board
FPM Display	REV 03	710-021387	BBAJ1112	T1600 FPM Display
CIP	REV 06	710-002895	BBAL3744	T-series CIP
PEM 0	REV 05	740-036442	1G022060081	Power Entry Module 6x60
PEM 1	REV 05	740-036442	1G022060188	Power Entry Module 6x60
SCG 0	REV 18	710-003423	BBAH8775	T640 Sonet Clock Gen.
SCG 1	REV 18	710-003423	BBAL7272	T640 Sonet Clock Gen.
Routing Engine 0	REV 07	740-026941	P737F-002992	RE-DUO-1800
ad0 3823 MB	SMART CF		201103030356329E329E	Compact Flash
ad1 62720 MB	SMART Lite SATA Drive		2011051000488D8B8D8B	Disk 1
Routing Engine 1	REV 07	740-026941	P737F-002938	RE-DUO-1800
ad0 3823 MB	SMART CF		20110304000F02680268	Compact Flash
ad1 62720 MB	SMART Lite SATA Drive		201105300A70F325F325	Disk 1
CB 0	REV 11	710-022597	EH4805	LCC Control Board
CB 1	REV 11	710-022597	EH4786	LCC Control Board
FPC 1	REV 01	710-033873	BBAH0320	FPC Type 3-ES
CPU	REV 11	710-016744	BBAF3281	ST-PMB2
MMB 0	REV 06	710-025563	BBAF5061	ST-MMB2
FPC 5	REV 04	710-033871	BBAM5070	FPC Type 4-ES
CPU	REV 11	710-016744	BBAM6653	ST-PMB2
PIC 1	REV 20	750-017405	BBAM1296	4x 10GE (LAN/WAN) XFP
Xcvr 0	REV 03	740-014289	T10B42981	XFP-10G-SR
MMB 0	REV 07	710-025563	BBAN2631	ST-MMB2
MMB 1	REV 07	710-025563	BBAN2538	ST-MMB2
SPMB 0	REV 05	710-023321	EH3903	LCC Switch CPU
SPMB 1	REV 05	710-023321	EH3902	LCC Switch CPU
SIB 0	REV 01	750-041657	EH8019	LCC SIB 3D
B Board	REV 01	711-042424	EH7680	LCC SIB 3D Mezz
Xcvr 0	REV 01	740-047547	XB48FB04F	CXP Module
Xcvr 2	REV 01	740-047547	XB48FB04S	CXP Module
Xcvr 4	REV 01	740-047547	XB48FB04B	CXP Module
Xcvr 6	REV 01	740-047547	XB48FB043	CXP Module
SIB 1	REV 01	750-041657	EH8012	LCC SIB 3D
B Board	REV 01	711-042424	EH7658	LCC SIB 3D Mezz
Xcvr 0	REV 01	740-047547	XB48FB05E	CXP Module

Xcvr 2	REV 01	740-047547	XB48FB01Z	CXP Module
Xcvr 4	REV 01	740-047547	XB48FB018	CXP Module
Xcvr 6	REV 01	740-047547	XB48FB054	CXP Module
SIB 2	REV 01	750-041657	EH7993	LCC SIB 3D
B Board	REV 01	711-042424	EH7678	LCC SIB 3D Mezz
Xcvr 0	REV 01	740-047547	XB48FB05C	CXP Module
Xcvr 2	REV 01	740-047547	XB47FB00N	CXP Module
Xcvr 4	REV 01	740-047547	XB48FB05U	CXP Module
Xcvr 6	REV 01	740-047547	XB48FB05L	CXP Module
Fan Tray 0				Front Top Fan Tray
Fan Tray 1				Front Bottom Fan Tray
Fan Tray 2				Rear Fan Tray -- Rev 4

### show chassis hardware lcc (TX Matrix Plus Router with 3D SIBs)

```
user@host> show chassis hardware lcc 0
lcc0-re0:
```

#### Hardware inventory:

Item	Version	Part number	Serial number	Description
Chassis			JN11B23FEAHA	T1600
Midplane	REV 01	710-027486	RC9787	T-series Backplane
FPM GBUS	REV 13	710-002901	BBAG5132	T640 FPM Board
FPM Display	REV 04	710-021387	BBAL9612	T1600 FPM Display
CIP	REV 06	710-002895	BBAN0605	T-series CIP
PEM 0	REV 05	740-036442	1G022060143	Power Entry Module 6x60
PEM 1	REV 05	740-036442	1G022060011	Power Entry Module 6x60
SCG 0	REV 18	710-003423	BBAL7318	T640 Sonet Clock Gen.
SCG 1	REV 18	710-003423	BBAL7255	T640 Sonet Clock Gen.
Routing Engine 0	REV 07	740-026941	P737F-002933	RE-DUO-1800
Routing Engine 1	REV 06	740-026941	P737F-002749	RE-DUO-1800
CB 0	REV 11	710-022597	EH3611	LCC Control Board
CB 1	REV 11	710-022597	EH4798	LCC Control Board
FPC 5	REV 17	710-013037	BBAC5333	FPC Type 4-ES
CPU	REV 10	710-016744	BBAB7619	ST-PMB2
PIC 0	REV 18	750-017405	BBAE3420	4x 10GE (LAN/WAN) XFP
Xcvr 0	REV 03	740-014289	T10C90659	XFP-10G-SR
MMB 0	REV 05	710-025563	BBAB9538	ST-MMB2
MMB 1	REV 05	710-025563	BBAB9502	ST-MMB2
FPC 7	REV 01	750-045173	BBAV0032	FPC Type 5-3D
CPU				
SPMB 0	REV 05	710-023321	EG9434	LCC Switch CPU
SPMB 1	REV 05	710-023321	EH3878	LCC Switch CPU
SIB 0	REV 01	750-041657	EH7997	LCC SIB 3D
B Board	REV 01	711-042424	EH7674	LCC SIB 3D Mezz
Xcvr 0	REV 01	740-047547	XB48FB014	CXP Module
Xcvr 2	REV 01	740-047547	XB48FB05A	CXP Module
Xcvr 4	REV 01	740-047547	XB48FB052	CXP Module
Xcvr 6	REV 01	740-047547	XB48FB01B	CXP Module
SIB 1	REV 01	750-041657	EH8023	LCC SIB 3D
B Board	REV 01	711-042424	EH7659	LCC SIB 3D Mezz
Xcvr 0	REV 01	740-047547	XB48FB05J	CXP Module
Xcvr 2	REV 01	740-047547	XB48FB01E	CXP Module
Xcvr 4	REV 01	740-047547	XB48FB01J	CXP Module
Xcvr 6	REV 01	740-047547	XB48FB02S	CXP Module
SIB 2	REV 03	750-041657	EJ6554	LCC SIB 3D
B Board	REV 02	711-042424	EJ5756	LCC SIB 3D Mezz
Xcvr 0	REV 01	740-047547	XB34FB01Z	CXP Module
Xcvr 2	REV 01	740-047547	XB34FB013	CXP Module
Xcvr 4	REV 01	740-047547	XB48FB04Z	CXP Module
Xcvr 6	REV 01	740-047547	XB48FB05N	CXP Module

Fan Tray 0  
Fan Tray 1  
Fan Tray 2

Front Top Fan Tray  
Front Bottom Fan Tray  
Rear Fan Tray -- Rev 4

### show chassis hardware sfc (TX Matrix Plus Router with 3D SIBs)

user@host> show chassis hardware sfc 0

sfc0-re0:

-----  
Hardware inventory:

Item	Version	Part number	Serial number	Description
Chassis			JN11CAAA4AHB	TXP
Midplane	REV 05	710-022574	ABAC4696	SFC Midplane
FPM Display	REV 09	710-024027	EH3138	TXP FPM Display
CIP 0	REV 12	710-023792	EF6349	TXP CIP
CIP 1	REV 12	710-023792	EG5294	TXP CIP
PEM 0	Rev 06	740-027463	XH04595	Power Entry Module
PEM 1	Rev 06	740-027463	XH04592	Power Entry Module
Routing Engine 0	REV 07	740-026942	P737A-002541	RE-DUO-2600
Routing Engine 1	REV 07	740-026942	P737A-002602	RE-DUO-2600
CB 0	REV 15	710-022606	EH4376	SFC Control Board
CB 1	REV 15	710-022606	EH4379	SFC Control Board
SPMB 0		BUILTIN		SFC Switch CPU
SPMB 1		BUILTIN		SFC Switch CPU
SIB F13 0	REV 10	750-035002	EM9305	F13 SIB 3D
B Board	REV 06	711-035082	EM9667	F13 SIB 3D Mezz
P Board	REV 05	711-043544	EM9708	F13 SIB 3D Power
Xcvr 0	REV 01	740-047547	XB34FB00S	CXP Module
Xcvr 2	REV 01	740-047547	XB48FB01H	CXP Module
Xcvr 4	REV 01	740-047547	XB34FB02W	CXP Module
Xcvr 6	REV 01	740-047547	XB34FB01T	CXP Module
Xcvr 8	REV 01	740-047547	XB48FB00W	CXP Module
Xcvr 10	REV 01	740-047547	XB34FB01S	CXP Module
Xcvr 12	REV 01	740-047547	XB34FB03H	CXP Module
Xcvr 14	REV 01	740-047547	XB34FB023	CXP Module
SIB F13 3	REV 01	710-035001	EJ2612	F13 SIB 3D
B Board	REV 01	711-035082	EJ3815	F13 SIB 3D Mezz
P Board	REV 01	711-043544	EJ2678	F13 SIB 3D Power
Xcvr 0	REV 01	740-047547	XB48FB04C	CXP Module
Xcvr 2	REV 01	740-047547	XB48FB00Z	CXP Module
Xcvr 4	REV 01	740-047547	XB47FB036	CXP Module
Xcvr 6	REV 01	740-047547	XB47FB029	CXP Module
Xcvr 8	REV 01	740-047547	XB48FB02N	CXP Module
Xcvr 10	REV 01	740-047547	XB42FB0CS	CXP Module
Xcvr 12	REV 01	740-047547	XB47FB01X	CXP Module
Xcvr 14	REV 01	740-047547	XB48FB02F	CXP Module
SIB F13 6	REV 05	750-035002	EK2675	F13 SIB 3D
B Board	REV 03	711-035082	EK2612	F13 SIB 3D Mezz
P Board	REV 04	711-043544	EK1179	F13 SIB 3D Power
Xcvr 0	REV 01	740-047547	XB48FB01T	CXP Module
Xcvr 2	REV 01	740-047547	XB48FB02M	CXP Module
Xcvr 4	REV 01	740-047547	XB48FB031	CXP Module
Xcvr 6	REV 01	740-047547	XB48FB04P	CXP Module
Xcvr 8	REV 01	740-047547	XB48FB02T	CXP Module
Xcvr 10	REV 01	740-047547	XB34FB01V	CXP Module
Xcvr 12	REV 01	740-047547	XB48FB02C	CXP Module
Xcvr 14		NON-JNPR		No Module
SIB F13 12	REV 01	710-035001	EJ2631	F13 SIB 3D
B Board	REV 01	711-035082	EJ3808	F13 SIB 3D Mezz
P Board	REV 01	711-043544	EJ2676	F13 SIB 3D Power
SIB F2S 0/0	REV 01	711-034977	EH9829	F2S SIB 3D

B Board	REV 01	711-034979	EH9927	F2S SIB 3D Mezz
SIB F2S 0/2	REV 01	711-034977	EH9791	F2S SIB 3D
B Board	REV 01	711-034979	EH9852	F2S SIB 3D Mezz
SIB F2S 0/4	REV 01	711-034977	EH9803	F2S SIB 3D
B Board	REV 01	711-034979	EH9915	F2S SIB 3D Mezz
SIB F2S 0/6	REV 01	711-034977	EH9763	F2S SIB 3D
B Board	REV 01	711-034979	EH9880	F2S SIB 3D Mezz
SIB F2S 1/0	REV 01	711-034977	EH9757	F2S SIB 3D
B Board	REV 01	711-034979	EH9889	F2S SIB 3D Mezz
SIB F2S 1/2	REV 01	711-034977	EH9815	F2S SIB 3D
B Board	REV 01	711-034979	EH9890	F2S SIB 3D Mezz
SIB F2S 1/4	REV 08	750-034978	EN1954	F2S SIB 3D
B Board	REV 02	711-034979	EN1436	F2S SIB 3D Mezz
SIB F2S 1/6	REV 01	711-034977	EJ7054	F2S SIB 3D
B Board	REV 01	711-034979	EJ8238	F2S SIB 3D Mezz
SIB F2S 2/0	REV 01	711-034977	EH9830	F2S SIB 3D
B Board	REV 01	711-034979	EH9844	F2S SIB 3D Mezz
SIB F2S 2/2	REV 01	711-034977	EH9818	F2S SIB 3D
B Board	REV 01	711-034979	EH9888	F2S SIB 3D Mezz
SIB F2S 2/4	REV 01	711-034977	EH9795	F2S SIB 3D
B Board	REV 01	711-034979	EH9869	F2S SIB 3D Mezz
SIB F2S 2/6	REV 01	711-034977	EJ7026	F2S SIB 3D
B Board	REV 01	711-034979	EJ8273	F2S SIB 3D Mezz
SIB F2S 3/0	REV 01	711-034977	EH9811	F2S SIB 3D
B Board	REV 01	711-034979	EH9892	F2S SIB 3D Mezz
SIB F2S 3/2	REV 01	711-034977	EH9812	F2S SIB 3D
B Board	REV 01	711-034979	EH9877	F2S SIB 3D Mezz
SIB F2S 3/4	REV 08	750-034978	EN1947	F2S SIB 3D
B Board	REV 02	711-034979	EN1471	F2S SIB 3D Mezz
Fan Tray 0	REV 10	760-024497	EH3313	Front Fan Tray
Fan Tray 1	REV 10	760-024497	EH3290	Front Fan Tray
Fan Tray 2	REV 10	760-024502	EH3292	Rear Fan Tray
Fan Tray 3	REV 10	760-024502	EH3287	Rear Fan Tray
Fan Tray 4	REV 10	760-024502	EH3286	Rear Fan Tray
Fan Tray 5	REV 10	760-024502	EH3285	Rear Fan Tray

### show chassis hardware (16-Port 10-Gigabit Ethernet MPC with SFP+ Optics [MX Series Routers])

```
user@host> show chassis hardware
```

```
Hardware inventory:
```

Item	Version	Part number	Serial number	Description
Chassis			JN112D865AFA	MX960
Midplane	REV 03	710-013698	TS3339	MX960 Backplane
FPM Board	REV 03	710-014974	WW6267	Front Panel Display
PDM	Rev 03	740-013110	QCS12485026	Power Distribution
Module				
PEM 0	Rev 04	740-013682	QCS12434086	PS 1.7kW; 200-240VAC
in				
PEM 1	Rev 04	740-013682	QCS1243408Z	PS 1.7kW; 200-240VAC
in				
PEM 2	Rev 04	740-013682	QCS1243407X	PS 1.7kW; 200-240VAC
in				
Routing Engine 0	REV 07	740-015113	9009009677	RE-S-1300
Routing Engine 1	REV 07	740-015113	9009011510	RE-S-1300
CB 0	REV 03	710-021523	XF0394	MX SCB
CB 1	REV 03	710-021523	XF0550	MX SCB
CB 2	REV 03	710-021523	XD7455	MX SCB
FPC 4	REV 02	750-028467	JR6127	MPC M 16x 10GE
CPU	REV 02	711-029089	JX0129	AS PMB
PIC 0		BUILTIN	BUILTIN	4x 10GE(LAN) SFP+

PIC 1		BUILTIN	BUILTIN	4x 10GE(LAN) SFP+
PIC 2		BUILTIN	BUILTIN	4x 10GE(LAN) SFP+
PIC 3		BUILTIN	BUILTIN	4x 10GE(LAN) SFP+
Fan Tray 0	REV 05	740-014971	TP9990	Fan Tray
Fan Tray 1	REV 05	740-014971	VS1709	Fan Tray

### show chassis hardware (MPC3E [MX Series Routers])

user@host> show chassis hardware

Hardware inventory:

Item	Version	Part number	Serial number	Description
Chassis			JN1101AFEAFB	MX480
Midplane	REV 05	710-017414	TR4444	MX480 Midplane
FPM Board	REV 02	710-017254	KG6056	Front Panel Display
PEM 0	Rev 03	740-017330	QCS082090FC	PS 1.2-1.7kW; 100-240V
PEM 1	Rev 03	740-017330	QCS082090FD	PS 1.2-1.7kW; 100-240V
Routing Engine 0	REV 07	740-013063	9009004124	RE-S-2000
Routing Engine 1	REV 07	740-013063	9009005569	RE-S-2000
CB 0	REV 07	710-021523	XZ3587	MX SCB
CB 1	REV 03	710-021523	KH8306	MX SCB
FPC 1	REV 04.1.07	750-033205	P1240	MPC Type 3
CPU	REV 01	711-035209	YL0504	HMPC PMB 2G
MIC 1	REV 10	750-033199	YX4495	1X100GE CFP
PIC 2		BUILTIN	BUILTIN	1X100GE CFP
Xcvr 0	REV 01	740-032210	C22CQNE	CFP-100G-LR4
FPC 2	REV 26	750-016670	KH0045	DPCE 40x 1GE R EQ
CPU	REV 07	710-013713	KF5448	DPC PMB
PIC 0		BUILTIN	BUILTIN	10x 1GE(LAN) EQ
Xcvr 0	REV 01	740-011613	PF21JHU	SFP-SX
PIC 1		BUILTIN	BUILTIN	10x 1GE(LAN) EQ
Xcvr 9	REV 01	740-011613	AM0813S8ZL6	SFP-SX
PIC 2		BUILTIN	BUILTIN	10x 1GE(LAN) EQ
Xcvr 0	REV 02	740-011613	PGL2KYF	SFP-SX
Xcvr 2	REV 01	740-011613	AM0806S8N4P	SFP-SX
PIC 3		BUILTIN	BUILTIN	10x 1GE(LAN) EQ
Xcvr 5	REV 01	740-011613	AM0815S967N	SFP-SX
Xcvr 7	REV 01	740-011613	AM0806S8N1X	SFP-SX
Xcvr 8	REV 01	740-011613	AM0815S967J	SFP-SX
Xcvr 9	REV 01	740-011613	AM0815S967M	SFP-SX
FPC 3	REV 12.2.09	750-033205	YR9443	MPC Type 3
CPU	REV 03	711-035209	YL6931	HMPC PMB 2G
MIC 0	REV 05	750-033199	YR3269	1X100GE CFP
PIC 0		BUILTIN	BUILTIN	1X100GE CFP
Xcvr 0	REV 01	740-032210	ULH0KG3	CFP-100G-LR4
MIC 1	REV 02	750-033199	YG3245	1X100GE CFP
PIC 2		BUILTIN	BUILTIN	1X100GE CFP
Xcvr 0	REV 01	740-032210	ULH0KGF	CFP-100G-LR4
FPC 4	REV 12.3.09	750-033205	YR9437	MPC Type 3
CPU	REV 03	711-035209	YT5857	HMPC PMB 2G
MIC 0	REV 05	750-033199	YR3295	1X100GE CFP
PIC 0		BUILTIN	BUILTIN	1X100GE CFP
Xcvr 0		NON-JNPR	X12000187	CFP-100G-SR10
MIC 1	REV 10	750-033199	YX4518	1X100GE CFP
PIC 2		BUILTIN	BUILTIN	1X100GE CFP
Xcvr 0	REV 01	740-035329	X12J00008	CFP-100G-SR10
FPC 5	REV 06	750-024884	JW9769	MPC Type 2 3D EQ
CPU	REV 02	711-028401	JR6158	MPC PMB 2G Proto
MIC 0	REV 05	750-028387	JR6197	3D 4x 10GE XFP

PIC 0		BUILTIN	BUILTIN	2x 10GE XFP
Xcvr 0	REV 01	740-014289	T07M71112	XFP-10G-SR
Xcvr 1	REV 02	740-014289	T08L85610	XFP-10G-SR
PIC 1		BUILTIN	BUILTIN	2x 10GE XFP
MIC 1	REV 22	750-028392	YM0053	3D 20x 1GE(LAN) SFP
PIC 2		BUILTIN	BUILTIN	10x 1GE(LAN) SFP
Xcvr 0	REV 01	740-011613	AM0703S005B	SFP-SX
Xcvr 1	REV 01	740-011613	E07L01352	SFP-SX
PIC 3		BUILTIN	BUILTIN	10x 1GE(LAN) SFP
Xcvr 5	REV 01	740-013111	6500217	SFP-T
Xcvr 9	REV 02	740-013111	8499527	SFP-T
Fan Tray				Left Fan Tray

The PIC number for MIC 1 always starts from 2 (even if the first MIC is a 1X100GE CFP or a legacy MIC).

### show chassis hardware (QFX3500 Switches)

```
user@switch> show chassis hardware
Hardware inventory:
Item          Version  Part number  Serial number  Description
Chassis                               QFX3500
Routing Engine 0          BUILTIN    BUILTIN       QFX Routing Engine
FPC 0             REV 04    750-044071    BBAR3902      QFX3500-48S4Q-AFI
CPU              BUILTIN    BUILTIN       FPC CPU
PIC 0            BUILTIN    BUILTIN       48x 10G-SFP+
PIC 1            BUILTIN    BUILTIN       15x 10G-SFP+
MGMT BRD         REV 02    750-044063    BBAR0398      QFX3500-MGMT-SFP-AFO
Xcvr 0           REV 01    740-011614    AC0946S0BD1   SFP-LX10
Xcvr 1           REV 02    740-013111    A281922       SFP-T
Power Supply 0     Rev 04    740-032091    UI00677       JPSU-650W-AC-AFI
Power Supply 1     REV 00    740-041741    VJ00162       JPSU-650W-AC-AFO
Fan Tray 0                               QFX Fan Tray, Back to
Front Airlfow
Fan Tray 1                               QFX Fan Tray, Back to
Front Airlfow
Fan Tray 2                               QFX Fan Tray, Back to
Front Airlfow
```

### show chassis hardware detail (QFX3500 Switches)

```
user@switch> show chassis hardware detail
Hardware inventory:
Item          Version  Part number  Serial number  Description
Chassis                               QFX3500
Routing Engine 0          BUILTIN    BUILTIN       QFX Routing Engine
FPC 0             REV 05    750-036931    EE0823        QFX3500-48S4Q-AFI

CPU              BUILTIN    BUILTIN       FPC CPU
PIC 0            BUILTIN    BUILTIN       48x 10G-SFP+
Xcvr 0           REV 01    740-030589    S99E270079    SFP+-10G-LPBK
Xcvr 1           REV 01    740-030589    S9AK450099    SFP+-10G-LPBK
Xcvr 2           REV 01    740-030589    S99E270078    SFP+-10G-LPBK
Xcvr 3           REV 01    740-030589    S9AK450098    SFP+-10G-LPBK
Xcvr 4           REV 01    740-030589    S99E270075    SFP+-10G-LPBK
Xcvr 5           REV 01    740-030589    S9AK450093    SFP+-10G-LPBK
Xcvr 6           REV 01    740-030589    S9AK450097    SFP+-10G-LPBK
Xcvr 7           REV 01    740-030589    S9AK450095    SFP+-10G-LPBK
```

Xcvr 8	REV 01	740-030589	S99E270072	SFP+-10G-LPBK
Xcvr 9	REV 01	740-030589	S99E270073	SFP+-10G-LPBK
Xcvr 10	REV 01	740-030589	S99E270080	SFP+-10G-LPBK
Xcvr 11	REV 01	740-030589	S9AK450169	SFP+-10G-LPBK
Xcvr 12	REV 01	740-030589	S99E270076	SFP+-10G-LPBK
Xcvr 13	REV 01	740-030589	S9AK450167	SFP+-10G-LPBK
Xcvr 14	REV 01	740-030589	S9AK450170	SFP+-10G-LPBK
Xcvr 15	REV 01	740-030589	S9AK450166	SFP+-10G-LPBK
Xcvr 16	REV 01	740-030589	S9AK450092	SFP+-10G-LPBK
Xcvr 17	REV 01	740-030589	S9AK450163	SFP+-10G-LPBK
Xcvr 18	REV 01	740-030589	S9AK450094	SFP+-10G-LPBK
Xcvr 19	REV 01	740-030589	S9AK450100	SFP+-10G-LPBK
Xcvr 20	REV 01	740-030589	S9AK450168	SFP+-10G-LPBK
Xcvr 21	REV 01	740-030589	S9AK450165	SFP+-10G-LPBK
Xcvr 22	REV 01	740-030589	S9AK450073	SFP+-10G-LPBK
Xcvr 23	REV 01	740-030589	S9AK450164	SFP+-10G-LPBK
Xcvr 24	REV 01	740-030589	S9AK450074	SFP+-10G-LPBK
Xcvr 25	REV 01	740-030589	SA62270195	SFP+-10G-LPBK
Xcvr 26	REV 01	740-030589	S9AK450078	SFP+-10G-LPBK
Xcvr 27	REV 01	740-030589	S9AK450024	SFP+-10G-LPBK
Xcvr 28	REV 01	740-030589	S9AK450027	SFP+-10G-LPBK
Xcvr 29	REV 01	740-030589	S9AK450080	SFP+-10G-LPBK
Xcvr 30	REV 01	740-030589	S9AK450030	SFP+-10G-LPBK
Xcvr 31	REV 01	740-030589	S9AK450025	SFP+-10G-LPBK
Xcvr 32	REV 01	740-030589	S9AK450023	SFP+-10G-LPBK
Xcvr 33	REV 01	740-030589	S9AK450075	SFP+-10G-LPBK
Xcvr 34	REV 01	740-030589	S9AK450161	SFP+-10G-LPBK
Xcvr 35	REV 01	740-030589	S9AK450071	SFP+-10G-LPBK
Xcvr 36	REV 01	740-030589	S9AK450072	SFP+-10G-LPBK
Xcvr 37	REV 01	740-030589	S9AK450022	SFP+-10G-LPBK
Xcvr 38	REV 01	740-030589	S9AK450021	SFP+-10G-LPBK
Xcvr 39	REV 01	740-030589	S9AK450175	SFP+-10G-LPBK
Xcvr 40	REV 01	740-030589	S9AK450162	SFP+-10G-LPBK
Xcvr 41	REV 01	740-030589	S99E270074	SFP+-10G-LPBK
Xcvr 42	REV 01	740-030589	S9AK450174	SFP+-10G-LPBK
Xcvr 43	REV 01	740-030589	S9AK450077	SFP+-10G-LPBK
Xcvr 44	REV 01	740-030589	S9AK450076	SFP+-10G-LPBK
Xcvr 45	REV 01	740-030589	S9AK450026	SFP+-10G-LPBK
Xcvr 46	REV 01	740-030589	S9AK450079	SFP+-10G-LPBK
Xcvr 47	REV 01	740-030589	S9AK450029	SFP+-10G-LPBK
PIC 1		BUILTIN	BUILTIN	15x 10G-SFP+
Xcvr 1	REV 01	740-032986	QA170087	QSFP+-40G-SR4
Xcvr 4	REV 01	740-032986	QA360442	QSFP+-40G-SR4
Xcvr 8	REV 01	740-032986	QA170091	QSFP+-40G-SR4
Xcvr 12	REV 01	740-032986	QA170042	QSFP+-40G-SR4
MGMT BRD	REV 08	750-036946	EE0731	QFX3500-MB
Power Supply 0	Rev 04	740-032091	UI00690	QFX PS 650W AC
Power Supply 1	Rev 04	740-032091	UI00679	QFX PS 650W AC
Fan Tray 0				QFX Fan Tray
Fan Tray 1				QFX Fan Tray

### show chassis hardware models (QFX3500 Switches)

```

user@switch> show chassis hardware models
Hardware inventory:
Item          Version  Part number  Serial number  FRU model number
Routing Engine 0
FPC 0         REV 02    711-032234   EC4074
Power Supply 0 PSMI 2C    11-d65800   --

```



**show chassis hardware clei-models (QFX3500 Switches)**

```

user@switch> show chassis hardware clei-models
Hardware inventory:
Item          Version  Part number  CLEI code      FRU model number
Routing Engine 0
FPC 0         REV 02    711-032234
Power Supply 0  PSMI 2C  11-d65800

```

**show chassis hardware clei-models (QFX5100 Switches)**

```

user@switch> show chassis hardware clei-models
Hardware inventory:
Item          Version  Part number  CLEI code      FRU model number
Routing Engine 0
FPC 0         REV 01    611-053010  CMMNV10BRA
PIC 0         BUILTIN
Power Supply 0  REV 03    740-053352  MUPABHBAA      JPSU-850W-AC-AFO
Power Supply 1  REV 03    740-053352  MUPABHBAA      JPSU-850W-AC-AFO
Fan Tray 0
Fan Tray 1
Fan Tray 2
QFX5100-96S-FANAFO
QFX5100-96S-FANAFO
QFX5100-96S-FANAFO

```

**show chassis hardware (QFX10002 Switches)**

```

user@switch> show chassis hardware
Hardware inventory:
Item          Version  Part number  Serial number  Description
Chassis
Pseudo CB 0
Routing Engine 0
FPC 0         REV 26    750-059497  ACNL1387      QFX10002-36Q
CPU
PIC 0         BUILTIN
Xcvr 0        REV 01    740-038623  MOC15476230389  QSFP+-40G-CU1M
Xcvr 1        REV 01    740-038623  MOC15476230438  QSFP+-40G-CU1M
Xcvr 2        REV 01    740-038623  MOC15446231917  QSFP+-40G-CU1M
Xcvr 3        REV 01    740-038623  MOC15446232043  QSFP+-40G-CU1M
Xcvr 4        REV      740-038624  APF15470032AVB  QSFP+-40G-CU3M
Xcvr 5        REV      740-038624  APF15470032H15  QSFP+-40G-CU3M
Xcvr 6        REV      740-038624  APF15470032A9J  QSFP+-40G-CU3M
Xcvr 7        REV      740-038624  APF15470032AG7  QSFP+-40G-CU3M
Xcvr 8        REV      740-038624  APF15470032ALD  QSFP+-40G-CU3M
Xcvr 9        REV 01    740-053203  APF15470071V43  QSFP+-40G-ACU7M
Xcvr 10       REV 01    740-053203  APF15470071V15  QSFP+-40G-ACU7M
Xcvr 11       REV 01    740-053203  APF15470071V12  QSFP+-40G-ACU7M
Xcvr 13       REV      740-038624  APF15470032H1N  QSFP+-40G-CU3M
Xcvr 18       REV 01    740-053203  APF154800738HW  QSFP+-40G-ACU7M
Xcvr 19       REV 01    740-038153  MOC12161530041  QSFP+-40G-CU3M
Xcvr 20       REV 01    740-038153  APF15500034A29  QSFP+-40G-CU3M
Xcvr 30       REV 01    740-038623  MOC15476230444  QSFP+-40G-CU1M
Xcvr 31       REV 01    740-032986  QC330038       QSFP+-40G-SR4
Xcvr 32       REV 01    740-032986  QC290540       QSFP+-40G-SR4
Mezz          REV 02    711-059316  ACNG9344       QFX10002 36X40G Mezz
Power Supply 0  REV 03    740-054405  1EDN5389293    AC AFO 1600W PSU
Power Supply 1  REV 03    740-054405  1EDN5346300    AC AFO 1600W PSU
Fan Tray 0
Front to Back Airflow - AFO
Fan Tray 1
QFX10002 Fan Tray 0,
QFX10002 Fan Tray 1,

```

```

Front to Back Airflow - AFO
Fan Tray 2
Front to Back Airflow - AFO
QFX10002 Fan Tray 2,

```

### show chassis hardware detail (QFX10002 Switches)

```

user@switch> show chassis hardware detail
Hardware inventory:
Item          Version  Part number  Serial number  Description
Chassis                               12345         QFX10002-72Q
Pseudo CB 0
Routing Engine 0      BUILTIN    BUILTIN      RE-QFX10002-72Q
ada0    8193 MB  QEMU                QM000001     Virtio Block Disk
ada1    4096 MB  QEMU                QM000002     Virtio Block Disk
ada2    512 MB  QEMU                QM000003     Virtio Block Disk
ada3    1024 MB  QEMU                QM000004     Virtio Block Disk
usb0 (addr 0.1)  UHCI root HUB 0  Intel        uhub0
usb0 (addr 1.1)  EHCI root HUB 0  Intel        uhub1
usb0 (addr 1.2)  product 0x0020 32 vendor 0x8087 uhub2
usb0 (addr 1.3)  Ultra Fit 21891  SanDisk      umass0
FPC 0          REV 05    750-055415  ACAM4724      QFX10002-72Q
CPU            BUILTIN    BUILTIN      FPC CPU

```

### show chassis hardware (QFX10008 and QFX10016 Switches)

```

user@switch> show chassis hardware
Hardware inventory:
Item          Version  Part number  Serial number  Description
Chassis                               DE994         QFX10008
Midplane      REV 28    750-054097  ACPG3671      QFX10008 Midplane
Routing Engine 0      BUILTIN    BUILTIN      Routing Engine
Routing Engine 1      BUILTIN    BUILTIN      Routing Engine
CB 0          REV 03    750-068820  ACPA3224      Control Board
CB 1          REV 03    750-068820  ACPM9059      Control Board
FPC 0          REV 33    750-051354  ACNP4522      ULC-36Q-12Q28
CPU            BUILTIN    BUILTIN      FPC CPU
PIC 0          BUILTIN    BUILTIN      36X40G
  Xcvr 0      REV 01    740-038623  MOC16016230802  QSFP+-40G-CU1M
  Xcvr 1      REV 01    740-038623  MOC16016230802  QSFP+-40G-CU1M
  Xcvr 2      REV 01    740-038623  MOC16016231080  QSFP+-40G-CU1M
  Xcvr 3      REV 01    740-038623  MOC16016231080  QSFP+-40G-CU1M
  Xcvr 4      REV      740-038624  APF16220038H15  QSFP+-40G-CU3M
  Xcvr 5      REV      740-038624  APF16220038H5M  QSFP+-40G-CU3M
  Xcvr 6      REV      740-038624  APF160600308W8  QSFP+-40G-CU3M
  Xcvr 8      REV      740-038624  APF16210038FFL  QSFP+-40G-CU3M
  Xcvr 9      REV      740-038624  APF16210038F6F  QSFP+-40G-CU3M
  Xcvr 10     REV      740-038624  APF1605003032B  QSFP+-40G-CU3M
  Xcvr 11     REV      740-038624  APF16070030CDB  QSFP+-40G-CU3M
  Xcvr 13     REV      740-038624  APF16210038FEW  QSFP+-40G-CU3M
  Xcvr 15     REV 01    740-052307  APF16100071C1L  QSFP+-40G-ACU7M
  Xcvr 16     REV      740-038625  APF1623005048E  QSFP+-40G-CU5M
  Xcvr 17     REV      740-038625  APF16230050471  QSFP+-40G-CU5M
  Xcvr 18     REV      740-038625  APF1623005044D  QSFP+-40G-CU5M
  Xcvr 19     REV 01    740-052307  APF16100071C30  QSFP+-40G-ACU7M
  Xcvr 20     REV      740-038625  APF16290055004  QSFP+-40G-CU5M
  Xcvr 21     REV 01    740-038153  APF1622003970G  QSFP+-40G-CU3M
  Xcvr 22     REV      740-038624  APF16190036R90  QSFP+-40G-CU3M
  Xcvr 23     REV      740-038624  APF16050030374  QSFP+-40G-CU3M
  Xcvr 24     REV 01    740-038153  APF162400318HC  QSFP+-40G-CU3M

```

Xcvr 30	REV	740-038624	APF1606003097A	QSFP+-40G-CU3M
Xcvr 31	REV 01	740-052307	APF160500702R9	QSFP+-40G-ACU7M
Xcvr 32	REV	740-038624	APF16220038GVR	QSFP+-40G-CU3M
FPD Board	REV 07	711-054687	ACPC7158	QFX10000 FPD
Power Supply 0	REV 02	740-049388	1EDL63104D6	QFX10000 AC
Power Supply 1	REV 02	740-049388	1EDL62503XC	QFX10000 AC
Power Supply 2	REV 02	740-049388	1EDL62503XS	QFX10000 AC
Power Supply 3	REV 02	740-049388	1EDL62503T8	QFX10000 AC
Power Supply 4	REV 02	740-049388	1EDL62503TR	QFX10000 AC
Power Supply 5	REV 02	740-049388	1EDL62503T5	QFX10000 AC
FTC 0	REV 15	750-050108	ACPF4227	QFX10000 FTC
FTC 1	REV 15	750-050108	ACPF4228	QFX10000 FTC
Fan Tray 0	REV 09	760-054372	ACNV5506	QFX10008 FHB
Fan Tray 1	REV 09	760-054372	ACNV5365	QFX10008 FHB
SIB 0	REV 27	750-050058	ACPM4212	QFX10008 SIB
SIB 1	REV 27	750-050058	ACPM4253	QFX10008 SIB
SIB 2	REV 27	750-050058	ACPM4174	QFX10008 SIB
SIB 3	REV 27	750-050058	ACPM4191	QFX10008 SIB
SIB 4	REV 27	750-050058	ACPM4216	QFX10008 SIB
SIB 5	REV 27	750-050058	ACPM4286	QFX10008 SIB

#### show chassis hardware detail (QFX10008 and QFX10016 Switches)

```

user@switch> show chassis hardware details
Hardware inventory:
Item              Version  Part number  Serial number  Description
Chassis                               12345         QFX10008
Midplane          REV 01    750-054097   ACAM1754       QFX10008 Midplane
Routing Engine 0  BUILTIN  BUILTIN      Routing Engine
ada0  8193 MB  QEMU          QM00001       Virtio Block Disk
ada1  4096 MB  QEMU          QM00002       Virtio Block Disk
ada2   512 MB  QEMU          QM00003       Virtio Block Disk
ada3  1024 MB  QEMU          QM00004       Virtio Block Disk
usb0 (addr 1)    UHCI root HUB 0    Intel        uhub0
usb0 (addr 1)    EHCI root HUB 0    Intel        uhub1
usb0 (addr 2)    product 0x0020 32  vendor 0x8087  uhub2
Routing Engine 1  BUILTIN  BUILTIN      Routing Engine
ada0  8193 MB  QEMU          QM00001       Virtio Block Disk
ada1  4096 MB  QEMU          QM00002       Virtio Block Disk
ada2   512 MB  QEMU          QM00003       Virtio Block Disk
ada3  1024 MB  QEMU          QM00004       Virtio Block Disk
usb0 (addr 0.1)  UHCI root HUB 0    Intel        uhub0
usb0 (addr 1.1)  EHCI root HUB 0    Intel        uhub1
usb0 (addr 1.2)  product 0x0020 32  vendor 0x8087  uhub2
CB 0             REV 16    750-052688   ACAM7936       Control Board
CB 1             REV 18    750-052688   ACAM7708       Control Board
FPC 0            REV 26    750-051351   ACPJ1372       ULC-60S-6Q Main Board
CPU              BUILTIN  BUILTIN      FPC CPU

```

#### show chassis hardware interconnect-device (QFabric Systems)

```

user@switch> show chassis hardware interconnect-device interconnect1
Hardware inventory:
Item              Version  Part number  Serial number  Description
Chassis           REV 07                               QFX_olive
Midplane          REV 07    750-021261   BH0208188289  QFX Midplane
CB 0              REV 07    750-021261   BH0208188289  QFXIC08-CB4S

```

## show chassis hardware node-device (QFabric Systems)

```

user@switch> show chassis hardware node-device node1
Routing Engine 0  BUILTIN  BUILTIN  QFX Routing Engine
node1            REV 05  711-032234  ED3694  QFX3500-48S4Q-AFI

CPU
PIC 0
Xcvr 8          REV 01  740-030658  AD0946A028B  FPC CPU
                                     48x 10G-SFP+
                                     SFP+-10G-USR
...

```

## show chassis hardware (PTX5000 Packet Transport Router)

```

user@host> show chassis hardware
Hardware inventory:
Item          Version  Part number  Serial number  Description
Chassis                               JN1D1FD7AJA    PTX5000
Midplane      REV 03  711-031896  ABAC5589      Midplane-8S
FPM           REV 08  760-030647  EG1679        Front Panel Display
PDU 0         Rev 05  740-032019  ZE00006       DC Power Dist Unit
  PSM 0        Rev 05  740-032022  ZJ00018       DC 12V Power Supply
  PSM 1        Rev 04  740-032022  ZC00052       DC 12V Power Supply
  PSM 2        Rev 04  740-032022  ZD00051       DC 12V Power Supply
  PSM 3        Rev 05  740-032022  ZJ00060       DC 12V Power Supply
CCG 0         REV 04  750-030653  EG3703        Clock Generator
CCG 1         REV 04  750-030653  EG3698        Clock Generator
Routing Engine 0 REV 05  740-026942  P737A-002231  RE-DUO-2600
Routing Engine 1 REV 06  740-026942  P737A-002438  RE-DUO-2600
CB 0          REV 08  750-030625  EG5519        Control Board
CB 1          REV 08  750-030625  EG5516        Control Board
FPC 0         REV 18  750-036844  EJ3080        FPC
  CPU         REV 12  711-030686  EJ3260        SNG PMB
FPC 2         REV 13  750-036844  EG5065        FPC
  CPU         REV 09  711-030686  EG4082        SNG PMB
  PIC 0        REV 14  750-031913  EG5127        24x 10GE(LAN) SFP+
    Xcvr 0      REV 01  740-031980  143363A00240  SFP+-10G-SR
    Xcvr 1      REV 01  740-031981  UK90PZ1       SFP+-10G-LR
    Xcvr 2      REV 01  740-031980  AD1141A04XH   SFP+-10G-SR
    Xcvr 3      REV 01  740-031981  UK90Q46       SFP+-10G-LR
    Xcvr 4      REV 01  740-031980  AD1141A04X4   SFP+-10G-SR
    Xcvr 6      REV 01  740-031980  B11H02560     SFP+-10G-SR
    Xcvr 7      REV 01  740-031980  B11C01589     SFP+-10G-SR
    Xcvr 8      REV 01  740-031980  AD1141A04XF   SFP+-10G-SR
    Xcvr 10     REV 01  740-031980  123363A01094  SFP+-10G-SR
    Xcvr 11     REV 01  740-031980  AK80LKF       SFP+-10G-SR
    Xcvr 12     REV 01  740-031980  183363A01528  SFP+-10G-SR
    Xcvr 14     REV 01  740-031980  193363A01079  SFP+-10G-SR
    Xcvr 15     REV 01  740-031980  AK80MC8       SFP+-10G-SR
    Xcvr 16     REV 01  740-031980  AJC0BHC       SFP+-10G-SR
    Xcvr 19     REV 01  740-021309  J08D26856     SFP+-10G-LR
    Xcvr 21     REV 01  740-031980  AK80KCT       SFP+-10G-SR
    Xcvr 22     REV 01  740-031981  UK90PZL       SFP+-10G-LR
    Xcvr 23     REV 01  740-031980  AK80N1V       SFP+-10G-SR
FPC 3         REV 13  750-036844  EG5074        FPC
  CPU         REV 09  711-030686  EG4064        SNG PMB
  PIC 1        REV 10  750-031903  EG0325        SNG Load
FPC 5         REV 06  750-036844  EH3198        FPC
  CPU
  PIC 0        REV 14  750-031913  EG5134        24x 10GE(LAN) SFP+

```

Xcvr 0	REV 01	740-031980	AK80LBH	SFP+-10G-SR
Xcvr 1	REV 01	740-031980	B11B03724	SFP+-10G-SR
Xcvr 2	REV 01	740-031980	AK80FMH	SFP+-10G-SR
Xcvr 5	REV 01	740-031980	B11J00818	SFP+-10G-SR
Xcvr 6	REV 01	740-031980	193363A00743	SFP+-10G-SR
Xcvr 7	REV 01	740-031980	B11B06125	SFP+-10G-SR
Xcvr 10	REV 01	740-031980	B11H02529	SFP+-10G-SR
Xcvr 11	REV 01	740-031980	AK80LFB	SFP+-10G-SR
Xcvr 12	REV 01	740-031980	193363A01061	SFP+-10G-SR
Xcvr 15	REV 01	740-031980	B11J00687	SFP+-10G-SR
Xcvr 16	REV 01	740-031980	193363A00738	SFP+-10G-SR
Xcvr 18	REV 01	740-031980	AK80MQX	SFP+-10G-SR
Xcvr 19	REV 01	740-021309	J08C17257	SFP+-10G-LR
Xcvr 22	REV 01	740-031980	B11J00730	SFP+-10G-SR
Xcvr 23	REV 01	740-031980	AK80KEE	SFP+-10G-SR
PIC 1	REV 08	750-036710	EG3105	2x 40GE CFP
Xcvr 0	REV 01	740-034554	B260HLT	CFP-40G-LR4
Xcvr 1	REV 01	740-034554	B11C02847	CFP-40G-LR4
FPC 6	REV 18	750-036844	EJ4391	FPC
CPU	REV 12	711-030686	EJ3257	SNG PMB
FPC 7	REV 18	750-036844	EJ4382	FPC
CPU	REV 12	711-030686	EJ3238	SNG PMB
SPMB 0	REV 10	711-030686	EG5418	SNG PMB
SPMB 1	REV 09	711-030686	EG5373	SNG PMB
SIB 0	REV 07	750-030631	EG4858	SIB-I-8S
SIB 1	REV 07	750-030631	EG4872	SIB-I-8S
SIB 2	REV 07	750-030631	EG4866	SIB-I-8S
SIB 3	REV 07	750-030631	EG6011	SIB-I-8S
SIB 4	REV 07	750-030631	EG4907	SIB-I-8S
SIB 5	REV 07	750-030631	EG4879	SIB-I-8S
SIB 6	REV 07	750-030631	EG4864	SIB-I-8S
SIB 7	REV 07	750-030631	EG4899	SIB-I-8S
SIB 8	REV 07	750-030631	EG4880	SIB-I-8S
Fan Tray 0	REV 04	760-032784	EG1496	Vertical Fan Tray
Fan Tray 1	REV 04	760-030642	EG1335	Horizontal Fan Tray
Fan Tray 2	REV 02	760-030642	ED4952	Horizontal Fan Tray

### show chassis hardware (PTX5000 Packet Transport Router with AC PSM and PDU)

```
user@host> show chassis hardware
```

Hardware inventory:				
Item	Version	Part number	Serial number	Description
Chassis			JN12223A6AJA	PTX5000
Midplane	REV 16	750-035893	ACRA1350	Midplane-8S
FPM	REV 12	760-030647	BBBD5625	Front Panel Display
PDU 0	Rev 01	740-048338	1GB83360005	High Capacity AC WYE PDU
PSM 0	Rev 01	740-048334	1GB43360074	High Capacity AC PSM
PSM 1	Rev 01	740-048334	1GB43360001	High Capacity AC PSM
PSM 2	Rev 01	740-048334	1GB43360104	High Capacity AC PSM
PSM 3	Rev 01	740-048334	1GB43360042	High Capacity AC PSM
PSM 4	Rev 01	740-048334	1GB43360068	High Capacity AC PSM
PSM 5	Rev 01	740-048334	1GB43360080	High Capacity AC PSM
PSM 6	Rev 01	740-048334	1GB43360046	High Capacity AC PSM
PSM 7	Rev 01	740-048334	1GB43360100	High Capacity AC PSM
PDU 1	Rev 01	740-048338	1GB83360006	High Capacity AC WYE PDU
PSM 0	Rev 01	740-048334	1GB43360069	High Capacity AC PSM
PSM 1	Rev 01	740-048334	1GB43360099	High Capacity AC PSM
PSM 2	Rev 01	740-048334	1GB43360050	High Capacity AC PSM
PSM 3	Rev 01	740-048334	1GB43360095	High Capacity AC PSM

```

PSM 4          Rev 01  740-048334  1GB43360101  High Capacity AC PSM
PSM 5          Rev 01  740-048334  1GB43360075  High Capacity AC PSM
PSM 6          Rev 01  740-048334  1GB43360047  High Capacity AC PSM
PSM 7          Rev 01  740-048334  1GB43360019  High Capacity AC PSM
CCG 0          REV 09  750-030653  BBAZ5345     Clock Generator
...

```

### show chassis hardware (PTX5000 Packet Transport Router with FPC2-PTX-P1A)

```

user@host> show chassis hardware
Hardware inventory:
Item          Version  Part number  Serial number  Description
Chassis                               JN1204FC0AJA  PTX5000
Midplane      REV 11   750-035893  ACAB8038      Midplane-8S
FPM           REV 12   760-030647  BBBD5619      Front Panel
Display
PDU 0         Rev 04   740-048336  1GB93470043   High Capacity DC PDU
  PSM 0        Rev 04   740-046988  1GB63500184   High Capacity DC PSM
  PSM 2        Rev 04   740-046988  1GB63500169   High Capacity DC PSM
  PSM 4        Rev 04   740-046988  1GB63500306   High Capacity DC PSM
  PSM 6        Rev 04   740-046988  1GB63500074   High Capacity DC PSM
PDU 1         Rev 04   740-048336  1GB93470045   High Capacity DC PDU
  PSM 1        Rev 04   740-046988  1GB63500193   High Capacity DC PSM
  PSM 3        Rev 04   740-046988  1GB63500143   High Capacity DC PSM
  PSM 5        Rev 04   740-046988  1GB63500146   High Capacity DC PSM
  PSM 7        Rev 04   740-046988  1GB63500192   High Capacity DC PSM
CCG 0         REV 09   750-030653  BBBC1909      Clock Generator
CCG 1         REV 09   750-030653  BBBD2970      Clock Generator
...

```

### show chassis hardware clei-models (PTX5000 Packet Transport Router)

```

user@host> show chassis hardware clei-models
Hardware inventory:
Item          Version  Part number  CLEI code      FRU model number
FPM           REV 08   760-030647  PROTOXCLEI     CRAFT-PTX5000-S
PDU 0         Rev 05   740-032019  IPUPAHLKAA     PWR-SAN-PDU-DC
  PSM 0        Rev 05   740-032022  IPUPAHNKAA     PSM-PTX-DC-120-S
  PSM 1        Rev 04   740-032022  032022XXXX     PWR-SAN-12-DC
  PSM 2        Rev 04   740-032022  032022XXXX     PWR-SAN-12-DC
  PSM 3        Rev 05   740-032022  IPUPAHNKAA     PSM-PTX-DC-120-S
CCG 0         REV 04   750-030653  PROTOXCLEI     CCG-PTX-S
CCG 1         REV 04   750-030653  PROTOXCLEI     CCG-PTX-S
Routing Engine 0 REV 05   740-026942                RE-DUO-C2600-16G-S
Routing Engine 1 REV 06   740-026942                RE-DUO-C2600-16G-S
CB 0          REV 08   750-030625  PROTOXCLEI     CB-PTX-S
CB 1          REV 08   750-030625  PROTOXCLEI     CB-PTX-S
FPC 0         REV 18   750-036844  PROTOXCLEI     FPC-PTX-P1-A
FPC 2         REV 13   750-036844  PROTOXCLEI     FPC-PTX-P1-A
  PIC 0        REV 14   750-031913  PROTOXCLEI     P1-PTX-24-10GE-SFPP
FPC 3         REV 13   750-036844  PROTOXCLEI     FPC-PTX-P1-A
FPC 5
  PIC 0        REV 14   750-031913  PROTOXCLEI     P1-PTX-24-10GE-SFPP
FPC 6         REV 18   750-036844  PROTOXCLEI     FPC-PTX-P1-A
FPC 7         REV 18   750-036844  PROTOXCLEI     FPC-PTX-P1-A
SIB 0         REV 07   750-030631  PROTOXCLEI     SIB-I-PTX5008
SIB 1         REV 07   750-030631  PROTOXCLEI     SIB-I-PTX5008
SIB 2         REV 07   750-030631  PROTOXCLEI     SIB-I-PTX5008
SIB 3         REV 07   750-030631  PROTOXCLEI     SIB-I-PTX5008
SIB 4         REV 07   750-030631  PROTOXCLEI     SIB-I-PTX5008

```

SIB 5	REV 07	750-030631	PROTOXCLEI	SIB-I-PTX5008
SIB 6	REV 07	750-030631	PROTOXCLEI	SIB-I-PTX5008
SIB 7	REV 07	750-030631	PROTOXCLEI	SIB-I-PTX5008
SIB 8	REV 07	750-030631	PROTOXCLEI	SIB-I-PTX5008
Fan Tray 1	REV 04	760-030642	PROTOXCLEI	FAN-PTX-H-S

### show chassis hardware clei-models (PTX5000 Packet Transport Router with AC PSM and PDU)

```
user@host> show chassis hardware clei-models
Hardware inventory:
```

Item	Version	Part number	CLEI code	FRU model number
Midplane	REV 16	750-035893	IPMUN00ARA	CHAS-MP-PTX5000-S
FPM	REV 12	760-030647	IPUCA7SCAA	CRAFT-PTX5000-S
PDU 0	Rev 01	740-048338	PROTOACPDU	PDU2-PTX-AC-W
PSM 0	Rev 01	740-048334	PROTOACPSM	PSM2-PTX-AC
PSM 1	Rev 01	740-048334	PROTOACPSM	PSM2-PTX-AC
PSM 2	Rev 01	740-048334	PROTOACPSM	PSM2-PTX-AC
PSM 3	Rev 01	740-048334	PROTOACPSM	PSM2-PTX-AC
PSM 4	Rev 01	740-048334	PROTOACPSM	PSM2-PTX-AC
PSM 5	Rev 01	740-048334	PROTOACPSM	PSM2-PTX-AC
PSM 6	Rev 01	740-048334	PROTOACPSM	PSM2-PTX-AC
PSM 7	Rev 01	740-048334	PROTOACPSM	PSM2-PTX-AC
PDU 1	Rev 01	740-048338	PROTOACPDU	PDU2-PTX-AC-W
PSM 0	Rev 01	740-048334	PROTOACPSM	PSM2-PTX-AC
PSM 1	Rev 01	740-048334	PROTOACPSM	PSM2-PTX-AC
PSM 2	Rev 01	740-048334	PROTOACPSM	PSM2-PTX-AC
PSM 3	Rev 01	740-048334	PROTOACPSM	PSM2-PTX-AC
PSM 4	Rev 01	740-048334	PROTOACPSM	PSM2-PTX-AC
PSM 5	Rev 01	740-048334	PROTOACPSM	PSM2-PTX-AC
PSM 6	Rev 01	740-048334	PROTOACPSM	PSM2-PTX-AC
PSM 7	Rev 01	740-048334	PROTOACPSM	PSM2-PTX-AC
CCG 0	REV 09	750-030653	IPUCA7DCAA	CCG-PTX-S
...				

### show chassis hardware clei-models (PTX5000 Packet Transport Router with FPC2-PTX-P1A)

```
user@host> show chassis hardware clei-models
Hardware inventory:
```

Item	Version	Part number	CLEI code	FRU model number
Midplane	REV 11	750-035893	IPMUN00ARA	CHAS-MP-PTX5000-S
FPM	REV 12	760-030647	IPUCA7SCAA	CRAFT-PTX5000-S
PDU 0	Rev 04	740-048336	IPUPAL7KAA	PDU2-PTX-DC-S
PSM 0	Rev 04	740-046988	IPUPAL8KAA	PSM2-PTX-DC-S
PSM 2	Rev 04	740-046988	IPUPAL8KAA	PSM2-PTX-DC-S
PSM 4	Rev 04	740-046988	IPUPAL8KAA	PSM2-PTX-DC-S
PSM 6	Rev 04	740-046988	IPUPAL8KAA	PSM2-PTX-DC-S
PDU 1	Rev 04	740-048336	IPUPAL7KAA	PDU2-PTX-DC-S
PSM 1	Rev 04	740-046988	IPUPAL8KAA	PSM2-PTX-DC-S
PSM 3	Rev 04	740-046988	IPUPAL8KAA	PSM2-PTX-DC-S
PSM 5	Rev 04	740-046988	IPUPAL8KAA	PSM2-PTX-DC-S
PSM 7	Rev 04	740-046988	IPUPAL8KAA	PSM2-PTX-DC-S
CCG 0	REV 09	750-030653	IPUCA7DCAA	CCG-PTX-S
CCG 1	REV 09	750-030653	IPUCA7DCAA	CCG-PTX-S
...				

### show chassis hardware detail (PTX5000 Packet Transport Router)

```
user@host> show chassis hardware detail
Hardware inventory:
```

Item	Version	Part number	Serial number	Description
------	---------	-------------	---------------	-------------

Chassis			JN11D1FD7AJA	PTX5000
Midplane	REV 03	711-031896	ABAC5589	Midplane-8S
FPM	REV 08	760-030647	EG1679	Front Panel Display
PDU 0	Rev 05	740-032019	ZE00006	DC Power Dist Unit
PSM 0	Rev 05	740-032022	ZJ00018	DC 12V Power Supply
PSM 1	Rev 04	740-032022	ZC00052	DC 12V Power Supply
PSM 2	Rev 04	740-032022	ZD00051	DC 12V Power Supply
PSM 3	Rev 05	740-032022	ZJ00060	DC 12V Power Supply
CCG 0	REV 04	750-030653	EG3703	Clock Generator
CCG 1	REV 04	750-030653	EG3698	Clock Generator
Routing Engine 0	REV 05	740-026942	P737A-002231	RE-DUO-2600
ad0	3823 MB SMART CF		201006190039C02DC02D	Compact Flash
ad1	62720 MB SMART Lite SATA Drive		2011042300CF4C6B4C6B	Disk 1
Routing Engine 1	REV 06	740-026942	P737A-002438	RE-DUO-2600
ad0	3823 MB SMART CF		20100619053455F055F0	Compact Flash
ad1	62720 MB SMART Lite SATA Drive		20110423000AE8E7E8E7	Disk 1
CB 0	REV 08	750-030625	EG5519	Control Board
CB 1	REV 08	750-030625	EG5516	Control Board
FPC 0	REV 18	750-036844	EJ3080	FPC
CPU	REV 12	711-030686	EJ3260	SNG PMB
FPC 2	REV 13	750-036844	EG5065	FPC
CPU	REV 09	711-030686	EG4082	SNG PMB
PIC 0	REV 14	750-031913	EG5127	24x 10GE(LAN) SFP+
Xcvr 0	REV 01	740-031980	143363A00240	SFP+-10G-SR
Xcvr 1	REV 01	740-031981	UK90PZ1	SFP+-10G-LR
Xcvr 2	REV 01	740-031980	AD1141A04XH	SFP+-10G-SR
Xcvr 3	REV 01	740-031981	UK90Q46	SFP+-10G-LR
Xcvr 4	REV 01	740-031980	AD1141A04X4	SFP+-10G-SR
Xcvr 6	REV 01	740-031980	B11H02560	SFP+-10G-SR
Xcvr 7	REV 01	740-031980	B11C01589	SFP+-10G-SR
Xcvr 8	REV 01	740-031980	AD1141A04XF	SFP+-10G-SR
Xcvr 10	REV 01	740-031980	123363A01094	SFP+-10G-SR
Xcvr 11	REV 01	740-031980	AK80LKF	SFP+-10G-SR
Xcvr 12	REV 01	740-031980	183363A01528	SFP+-10G-SR
Xcvr 14	REV 01	740-031980	193363A01079	SFP+-10G-SR
Xcvr 15	REV 01	740-031980	AK80MC8	SFP+-10G-SR
Xcvr 16	REV 01	740-031980	AJCOBHC	SFP+-10G-SR
Xcvr 19	REV 01	740-021309	J08D26856	SFP+-10G-LR
Xcvr 21	REV 01	740-031980	AK80KCT	SFP+-10G-SR
Xcvr 22	REV 01	740-031981	UK90PZL	SFP+-10G-LR
Xcvr 23	REV 01	740-031980	AK80N1V	SFP+-10G-SR
FPC 3	REV 13	750-036844	EG5074	FPC
CPU	REV 09	711-030686	EG4064	SNG PMB
PIC 1	REV 10	750-031903	EG0325	SNG Load
FPC 5	REV 06	750-036844	EH3198	FPC
CPU				
PIC 0	REV 14	750-031913	EG5134	24x 10GE(LAN) SFP+
Xcvr 0	REV 01	740-031980	AK80LBH	SFP+-10G-SR
Xcvr 1	REV 01	740-031980	B11B03724	SFP+-10G-SR
Xcvr 2	REV 01	740-031980	AK80FMH	SFP+-10G-SR
Xcvr 5	REV 01	740-031980	B11J00818	SFP+-10G-SR
Xcvr 6	REV 01	740-031980	193363A00743	SFP+-10G-SR
Xcvr 7	REV 01	740-031980	B11B06125	SFP+-10G-SR
Xcvr 10	REV 01	740-031980	B11H02529	SFP+-10G-SR
Xcvr 11	REV 01	740-031980	AK80LFB	SFP+-10G-SR
Xcvr 12	REV 01	740-031980	193363A01061	SFP+-10G-SR
Xcvr 15	REV 01	740-031980	B11J00687	SFP+-10G-SR
Xcvr 16	REV 01	740-031980	193363A00738	SFP+-10G-SR
Xcvr 18	REV 01	740-031980	AK80MQX	SFP+-10G-SR
Xcvr 19	REV 01	740-021309	J08C17257	SFP+-10G-LR
Xcvr 22	REV 01	740-031980	B11J00730	SFP+-10G-SR



Xcvr 23	REV 01	740-031980	AK80KEE	SFP+-10G-SR
PIC 1	REV 08	750-036710	EG3105	2x 40GE CFP
Xcvr 0	REV 01	740-034554	B260HLT	CFP-40G-LR4
Xcvr 1	REV 01	740-034554	B11C02847	CFP-40G-LR4
FPC 6	REV 18	750-036844	EJ4391	FPC
CPU	REV 12	711-030686	EJ3257	SNG PMB
FPC 7	REV 18	750-036844	EJ4382	FPC
CPU	REV 12	711-030686	EJ3238	SNG PMB
SPMB 0	REV 10	711-030686	EG5418	SNG PMB
SPMB 1	REV 09	711-030686	EG5373	SNG PMB
SIB 0	REV 07	750-030631	EG4858	SIB-I-8S
SIB 1	REV 07	750-030631	EG4872	SIB-I-8S
SIB 2	REV 07	750-030631	EG4866	SIB-I-8S
SIB 3	REV 07	750-030631	EG6011	SIB-I-8S
SIB 4	REV 07	750-030631	EG4907	SIB-I-8S
SIB 5	REV 07	750-030631	EG4879	SIB-I-8S
SIB 6	REV 07	750-030631	EG4864	SIB-I-8S
SIB 7	REV 07	750-030631	EG4899	SIB-I-8S
SIB 8	REV 07	750-030631	EG4880	SIB-I-8S
Fan Tray 0	REV 04	760-032784	EG1496	Vertical Fan Tray
Fan Tray 1	REV 04	760-030642	EG1335	Horizontal Fan Tray
Fan Tray 2	REV 02	760-030642	ED4952	Horizontal Fan Tray

#### show chassis hardware detail (PTX5000 Packet Transport Router with AC PSM and PDU)

```
user@host> show chassis hardware detail
```

Hardware inventory:

Item	Version	Part number	Serial number	Description
Chassis			JN12223A6AJA	PTX5000
Midplane	REV 16	750-035893	ACRA1350	Midplane-8S
FPM	REV 12	760-030647	BBBD5625	Front Panel Display
PDU 0	Rev 01	740-048338	1GB83360005	High Capacity AC WYE PDU
PSM 0	Rev 01	740-048334	1GB43360074	High Capacity AC PSM
PSM 1	Rev 01	740-048334	1GB43360001	High Capacity AC PSM
PSM 2	Rev 01	740-048334	1GB43360104	High Capacity AC PSM
PSM 3	Rev 01	740-048334	1GB43360042	High Capacity AC PSM
PSM 4	Rev 01	740-048334	1GB43360068	High Capacity AC PSM
PSM 5	Rev 01	740-048334	1GB43360080	High Capacity AC PSM
PSM 6	Rev 01	740-048334	1GB43360046	High Capacity AC PSM
PSM 7	Rev 01	740-048334	1GB43360100	High Capacity AC PSM
PDU 1	Rev 01	740-048338	1GB83360006	High Capacity AC WYE PDU
PSM 0	Rev 01	740-048334	1GB43360069	High Capacity AC PSM
PSM 1	Rev 01	740-048334	1GB43360099	High Capacity AC PSM
PSM 2	Rev 01	740-048334	1GB43360050	High Capacity AC PSM
PSM 3	Rev 01	740-048334	1GB43360095	High Capacity AC PSM
PSM 4	Rev 01	740-048334	1GB43360101	High Capacity AC PSM
PSM 5	Rev 01	740-048334	1GB43360075	High Capacity AC PSM
PSM 6	Rev 01	740-048334	1GB43360047	High Capacity AC PSM
PSM 7	Rev 01	740-048334	1GB43360019	High Capacity AC PSM
CCG 0	REV 09	750-030653	BBAZ5345	Clock Generator

#### show chassis hardware detail (PTX5000 Packet Transport Router with FPC2-PTX-P1A)

```
user@host> show chassis hardware detail
```

Hardware inventory:

Item	Version	Part number	Serial number	Description
Chassis			JN1204FC0AJA	PTX5000
Midplane	REV 11	750-035893	ACAB8038	Midplane-8S

FPM	REV 12	760-030647	BBBD5619	Front Panel
Display				
PDU 0	Rev 04	740-048336	1GB93470043	High Capacity DC PDU
PSM 0	Rev 04	740-046988	1GB63500184	High Capacity DC PSM
PSM 2	Rev 04	740-046988	1GB63500169	High Capacity DC PSM
PSM 4	Rev 04	740-046988	1GB63500306	High Capacity DC PSM
PSM 6	Rev 04	740-046988	1GB63500074	High Capacity DC PSM
PDU 1	Rev 04	740-048336	1GB93470045	High Capacity DC PDU
PSM 1	Rev 04	740-046988	1GB63500193	High Capacity DC PSM
PSM 3	Rev 04	740-046988	1GB63500143	High Capacity DC PSM
PSM 5	Rev 04	740-046988	1GB63500146	High Capacity DC PSM
PSM 7	Rev 04	740-046988	1GB63500192	High Capacity DC PSM
CCG 0	REV 09	750-030653	BBBC1909	Clock Generator
CCG 1	REV 09	750-030653	BBBD2970	Clock Generator
...				

### show chassis hardware models (PTX5000 Packet Transport Router)

```
user@host> show chassis hardware models
```

Hardware inventory:

Item	Version	Part number	Serial number	FRU model number
FPM	REV 08	760-030647	EG1679	CRAFT-PTX5000-S
PDU 0	Rev 05	740-032019	ZE00006	PWR-SAN-PDU-DC
PSM 0	Rev 05	740-032022	ZJ00018	PSM-PTX-DC-120-S
PSM 1	Rev 04	740-032022	ZC00052	PWR-SAN-12-DC
PSM 2	Rev 04	740-032022	ZD00051	PWR-SAN-12-DC
PSM 3	Rev 05	740-032022	ZJ00060	PSM-PTX-DC-120-S
CCG 0	REV 04	750-030653	EG3703	CCG-PTX-S
CCG 1	REV 04	750-030653	EG3698	CCG-PTX-S
Routing Engine 0	REV 05	740-026942	P737A-002231	RE-DUO-C2600-16G-S
Routing Engine 1	REV 06	740-026942	P737A-002438	RE-DUO-C2600-16G-S
CB 0	REV 08	750-030625	EG5519	CB-PTX-S
CB 1	REV 08	750-030625	EG5516	CB-PTX-S
FPC 0	REV 18	750-036844	EJ3080	FPC-PTX-P1-A
FPC 2	REV 13	750-036844	EG5065	FPC-PTX-P1-A
PIC 0	REV 14	750-031913	EG5127	P1-PTX-24-10GE-SFPP
FPC 3	REV 13	750-036844	EG5074	FPC-PTX-P1-A
FPC 5				
PIC 0	REV 14	750-031913	EG5134	P1-PTX-24-10GE-SFPP
FPC 6	REV 18	750-036844	EJ4391	FPC-PTX-P1-A
FPC 7	REV 18	750-036844	EJ4382	FPC-PTX-P1-A
SIB 0	REV 07	750-030631	EG4858	SIB-I-PTX5008
SIB 1	REV 07	750-030631	EG4872	SIB-I-PTX5008
SIB 2	REV 07	750-030631	EG4866	SIB-I-PTX5008
SIB 3	REV 07	750-030631	EG6011	SIB-I-PTX5008
SIB 4	REV 07	750-030631	EG4907	SIB-I-PTX5008
SIB 5	REV 07	750-030631	EG4879	SIB-I-PTX5008
SIB 6	REV 07	750-030631	EG4864	SIB-I-PTX5008
SIB 7	REV 07	750-030631	EG4899	SIB-I-PTX5008
SIB 8	REV 07	750-030631	EG4880	SIB-I-PTX5008
Fan Tray 1	REV 04	760-030642	EG1335	FAN-PTX-H-S

### show chassis hardware models (PTX5000 Packet Transport Router with AC PSM and PDU)

```
user@host> show chassis hardware models
```

Hardware inventory:

Item	Version	Part number	Serial number	FRU model number
Midplane	REV 16	750-035893	ACRA1350	CHAS-MP-PTX5000-S
FPM	REV 12	760-030647	BBBD5625	CRAFT-PTX5000-S
PDU 0	Rev 01	740-048338	1GB83360005	PDU2-PTX-AC-W

```

PSM 0      Rev 01  740-048334  1GB43360074  PSM2-PTX-AC
PSM 1      Rev 01  740-048334  1GB43360001  PSM2-PTX-AC
PSM 2      Rev 01  740-048334  1GB43360104  PSM2-PTX-AC
PSM 3      Rev 01  740-048334  1GB43360042  PSM2-PTX-AC
PSM 4      Rev 01  740-048334  1GB43360068  PSM2-PTX-AC
PSM 5      Rev 01  740-048334  1GB43360080  PSM2-PTX-AC
PSM 6      Rev 01  740-048334  1GB43360046  PSM2-PTX-AC
PSM 7      Rev 01  740-048334  1GB43360100  PSM2-PTX-AC
PDU 1      Rev 01  740-048338  1GB83360006  PDU2-PTX-AC-W
PSM 0      Rev 01  740-048334  1GB43360069  PSM2-PTX-AC
PSM 1      Rev 01  740-048334  1GB43360099  PSM2-PTX-AC
PSM 2      Rev 01  740-048334  1GB43360050  PSM2-PTX-AC
PSM 3      Rev 01  740-048334  1GB43360095  PSM2-PTX-AC
PSM 4      Rev 01  740-048334  1GB43360101  PSM2-PTX-AC
PSM 5      Rev 01  740-048334  1GB43360075  PSM2-PTX-AC
PSM 6      Rev 01  740-048334  1GB43360047  PSM2-PTX-AC
PSM 7      Rev 01  740-048334  1GB43360019  PSM2-PTX-AC
CCG 0      REV 09  750-030653  BBAZ5345     CCG-PTX-S
...

```

### show chassis hardware models (PTX5000 Packet Transport Router with FPC2-PTX-P1A)

```

user@host> show chassis hardware models
Hardware inventory:
Item          Version  Part number  Serial number  FRU model number
Midplane     REV 11   750-035893  ACAB8038      CHAS-MP-PTX5000-S
FPM          REV 12   760-030647  BBBD5619      CRAFT-PTX5000-S
PDU 0        Rev 04   740-048336  1GB93470043   PDU2-PTX-DC-S
  PSM 0      Rev 04   740-046988  1GB63500184   PSM2-PTX-DC-S
  PSM 2      Rev 04   740-046988  1GB63500169   PSM2-PTX-DC-S
  PSM 4      Rev 04   740-046988  1GB63500306   PSM2-PTX-DC-S
  PSM 6      Rev 04   740-046988  1GB63500074   PSM2-PTX-DC-S
PDU 1        Rev 04   740-048336  1GB93470045   PDU2-PTX-DC-S
  PSM 1      Rev 04   740-046988  1GB63500193   PSM2-PTX-DC-S
  PSM 3      Rev 04   740-046988  1GB63500143   PSM2-PTX-DC-S
  PSM 5      Rev 04   740-046988  1GB63500146   PSM2-PTX-DC-S
  PSM 7      Rev 04   740-046988  1GB63500192   PSM2-PTX-DC-S
CCG 0        REV 09   750-030653  BBBC1909      CCG-PTX-S
CCG 1        REV 09   750-030653  BBBD2970      CCG-PTX-S
...

```

### show chassis hardware extensive (PTX5000 Packet Transport Router)

```

user@host> show chassis hardware extensive
Hardware inventory:
Item          Version  Part number  Serial number  Description
.....
PDU 0        Rev 04   740-032019  UE0003         DC Power Dist Unit
Jedec Code:  0x7fb0          EEPROM Version:  0x02
P/N:         740-032019      S/N:            UE0003
Assembly ID: 0x043d          Assembly Version: 04.00
Date:        11-29-2010      Assembly Flags:  0x00
Version:     Rev 04          CLEI Code:       032022XXXX
ID: DC Power Dist Unit      FRU Model Number: PWR-SAN-PDU-DC
Board Information Record:
Address 0x00: ff ff ff ff ff ff ff ff ff ff ff ff ff ff ff
I2C Hex Data:
Address 0x00: 7f b0 02 ff 04 3d 04 00 52 65 76 20 30 34 00 00
Address 0x10: 00 00 00 00 37 34 30 2d 30 33 32 30 31 39 00 00
Address 0x20: 53 2f 4e 20 55 45 30 30 30 33 00 00 00 1d 0b 07

```

```

Address 0x30: da ff ff ff ff ff ff ff ff ff ff ff ff ff ff ff
Address 0x40: ff ff ff ff 01 30 33 32 30 32 32 58 58 58 58 50
Address 0x50: 57 52 2d 53 41 4e 2d 50 44 55 2d 44 43 00 00 00
Address 0x60: 00 00 00 00 00 00 00 00 00 00 00 00 00 00 00
Address 0x70: 00 00 00 a3 ff ff ff ff ff ff ff ff ff ff ff ff
PSM 0          Rev 04    740-032022    YG00065          DC 12V Power Supply
Module
Jedec Code:    0x7fb0          EEPROM Version: 0x02
P/N:           740-032022      S/N:             YG00065
Assembly ID:   0x0440          Assembly Version: 04.00
Date:          07-30-2010      Assembly Flags:  0x00
Version:       Rev 04          CLEI Code:       032022XXXX
ID: DC 12V Power Supply Module FRU Model Number: PWR-SAN-12-DC
Board Information Record:
Address 0x00: ff ff ff ff ff ff ff ff ff ff ff ff ff ff ff ff
I2C Hex Data:
Address 0x00: 7f b0 02 ff 04 40 04 00 52 65 76 20 30 34 00 00
Address 0x10: 00 00 00 00 37 34 30 2d 30 33 32 30 32 32 00 00
Address 0x20: 53 2f 4e 20 59 47 30 30 30 36 35 00 00 1e 07 07
Address 0x30: da ff ff ff ff ff ff ff ff ff ff ff ff ff ff ff
Address 0x40: ff ff ff ff 01 30 33 32 30 32 32 58 58 58 58 50
Address 0x50: 57 52 2d 53 41 4e 2d 31 32 2d 44 43 20 20 20 20
Address 0x60: 20 20 20 20 20 20 01 00 ff ff ff ff ff ff ff ff
Address 0x70: ff ff ff 0c ff ff ff ff ff ff ff ff ff ff ff ff

```

#### show chassis hardware extensive (PTX1000 Packet Transport Router)

```

user@host> show chassis hardware extensive
Hardware inventory:
Item          Version  Part number  Serial number  Description
Chassis                               UNDEFINED      PTX1000
Pseudo CB 0
Routing Engine 0
FPC 0          REV 06    750-053330   ACAM4850       PTX1000-FPC-P2-BUILTIN
CPU            BUILTIN   BUILTIN      FPC CPU
PIC 0          BUILTIN   BUILTIN      288X10GE/72X40GE/24X100GE

Xcvr 2         REV 01    740-046565   QE240845       QSFP+-40G-SR4
Xcvr 3         REV 01    740-046565   QE240962       QSFP+-40G-SR4
Xcvr 5         REV 01    740-032986   ES400LZ        QSFP+-40G-SR4
Xcvr 12        REV 01    740-054053   QE419452       QSFP+-4X10G-SR
Xcvr 18        REV 01    740-054053   QE419481       QSFP+-4X10G-SR
Xcvr 30        REV 01    740-046565   QE440485       QSFP+-40G-SR4
Xcvr 48        REV 01    740-032986   ES400K3        QSFP+-40G-SR4
Xcvr 68        REV 01    740-046565   QF2805J3       QSFP+-40G-SR4
Mezz           REV 05    711-053333   ACAM4282       Mezzanine Board
Power Supply 2  REV 01    740-054405   1EDN4470131    AC AFO 1600W PSU
Power Supply 3  REV 01    740-054405   1EDN4470112    AC AFO 1600W PSU
Fan Tray 0                               PTX1000 Fan Tray 0, Front
to Back Airflow - AFO
Fan Tray 1                               PTX1000 Fan Tray 1, Front
to Back Airflow - AFO
Fan Tray 2                               PTX1000 Fan Tray 2, Front
to Back Airflow - AFO

```

#### show chassis hardware extensive (PTX5000 with Control Board 2)

```

user@host> show chassis hardware grep CB
CB 0          REV 06    750-055537   ACLZ9541       Control Board 2
CB 1          REV 06    750-055537   ACLY5329       Control Board 2

```

## show chassis hardware (MX Routers with Media Services Blade [MSB])

```

user@switch> show chassis hardware
Hardware inventory:

```

Item	Version	Part number	Serial number	Description
Chassis			JN1100FB1AFB	MX480
Midplane	REV 05	710-017414	TR3310	MX480 Midplane
FPM Board	REV 02	710-017254	KG1872	Front Panel Display
PEM 2	Rev 02	740-017343	QCS0812A00N	DC Power Entry Module
PEM 3	Rev 02	740-017343	QCS0812A00U	DC Power Entry Module
Routing Engine 0	REV 07	740-015113	1000740938	RE-S-1300
CB 0	REV 03	710-021523	KF4630	MX SCB
FPC 1	REV 11	750-037207	ZW9726	AS-MCC
CPU	REV 04	711-038173	ZW4819	AS-MCC PMB
MIC 0	REV 06	750-037214	ZW3574	AS-MSC
PIC 0		BUILTIN	BUILTIN	AS-MSC
MIC 1	REV 00	750-037211		AS-MXC
PIC 2		BUILTIN	BUILTIN	AS-MXC

## show chassis hardware extensive (MX Routers with Media Services Blade [MSB])

```

user@switch> show chassis hardware extensive
FPC 1          REV 11      750-037207      ZW9726          AS-MCC
Jedec Code:    0x7fb0      EEPROM Version:  0x02
P/N:           750-037207   S/N:            ZW9726
Assembly ID:   0x0b37      Assembly Version: 01.11
Date:          02-17-2012   Assembly Flags:  0x00
Version:       REV 11      CLEI Code:      PROTOXCLEI
ID: AS-MCC      FRU Model Number: 750-037207
Board Information Record:
Address 0x00: ff ff ff ff ff ff ff ff ff ff ff ff ff ff ff ff
I2C Hex Data:
Address 0x00: 7f b0 02 ff 0b 37 01 0b 52 45 56 20 31 31 00 00
Address 0x10: 00 00 00 00 37 35 30 2d 30 33 37 32 30 37 00 00
Address 0x20: 53 2f 4e 20 5a 57 39 37 32 36 00 00 00 11 02 07
Address 0x30: dc ff ff ff ff ff ff ff ff ff ff ff ff ff ff ff
Address 0x40: ff ff ff ff 01 50 52 4f 54 4f 58 43 4c 45 49 37
Address 0x50: 35 30 2d 30 33 37 32 30 37 00 00 00 00 00 00 00
Address 0x60: 00 00 00 00 00 00 31 31 00 ff ff ff ff ff ff ff
Address 0x70: ff ff ff 5e ff ff ff ff ff ff ff ff ff ff ff ff
CPU          REV 04      711-038173      ZW4819          AS-MCC-PMB
Jedec Code:    0x7fb0      EEPROM Version:  0x02
P/N:           711-038173   S/N:            ZW4819
Assembly ID:   0x0b38      Assembly Version: 01.04
Date:          12-30-2011   Assembly Flags:  0x00
Version:       REV 04
ID: AS-MCC PMB
Board Information Record:
Address 0x00: ff ff ff ff ff ff ff ff ff ff ff ff ff ff ff ff
I2C Hex Data:
Address 0x00: 7f b0 02 ff 0b 38 01 04 52 45 56 20 30 34 00 00
Address 0x10: 00 00 00 00 37 31 31 2d 30 33 38 31 37 33 00 00
Address 0x20: 53 2f 4e 20 5a 57 34 38 31 39 00 00 00 1e 0c 07
Address 0x30: db ff ff ff ff ff ff ff ff ff ff ff ff ff ff ff
Address 0x40: ff ff ff ff 00 50 52 4f 54 4f 58 43 4c 45 49 37
Address 0x50: 31 31 2d 30 33 38 31 37 33 00 00 00 00 00 00 00
Address 0x60: 00 00 00 00 00 00 30 34 00 ff ff ff ff ff ff ff
Address 0x70: ff ff ff 60 00 00 00 00 00 00 00 00 00 00 00 00
MIC 0          REV 06      750-037214      ZW3574          AS-MSC

```

```

Jedec Code: 0x7fb0          EEPROM Version: 0x02
P/N: 750-037214          S/N: ZW3574
Assembly ID: 0x0a44      Assembly Version: 01.06
Date: 02-19-2012        Assembly Flags: 0x00
Version: REV 06          CLEI Code: PROTOXCLEI
ID: AS-MSC              FRU Model Number: 750-037214
Board Information Record:
  Address 0x00: ff ff ff ff ff ff ff ff ff ff ff ff ff ff ff ff
I2C Hex Data:
  Address 0x00: 7f b0 02 ff 0a 44 01 06 52 45 56 20 30 36 00 00
  Address 0x10: 00 00 00 00 37 35 30 2d 30 33 37 32 31 34 00 00
  Address 0x20: 53 2f 4e 20 5a 57 33 35 37 34 00 00 00 13 02 07
  Address 0x30: dc ff ff ff ff ff ff ff ff ff ff ff ff ff ff ff
  Address 0x40: ff ff ff ff 01 50 52 4f 54 4f 58 43 4c 45 49 37
  Address 0x50: 35 30 2d 30 33 37 32 31 34 00 00 00 00 00 00 00
  Address 0x60: 00 00 00 00 00 00 30 36 00 ff ff ff ff ff ff ff
  Address 0x70: ff ff ff 60 c0 03 e5 f4 00 00 00 00 00 00 00 00
  PIC 0          BUILTIN          BUILTIN          AS-MSC
MIC 1          REV 00          750-037211          AS-MXC
Jedec Code: 0x7fb0          EEPROM Version: 0x01
P/N: 750-037211
Assembly ID: 0x0a43      Assembly Version: 01.00
Date: 255-255-65535      Assembly Flags: 0x00
Version: REV 00
ID: AS-MXC
Board Information Record:
  Address 0x00: ff ff ff ff ff ff ff ff ff ff ff ff ff ff ff ff
I2C Hex Data:
  Address 0x00: 7f b0 01 ff 0a 43 01 00 52 45 56 20 30 30 00 00
  Address 0x10: 00 00 00 00 37 35 30 2d 30 33 37 32 31 31 00 00
  Address 0x20: 00 00 00 00 00 00 00 00 00 00 00 00 00 ff ff ff
  Address 0x30: ff ff ff ff ff ff ff ff ff ff ff ff ff ff ff
  Address 0x40: ff ff ff ff 00 ff ff ff ff ff ff ff ff ff ff ff
  Address 0x50: ff ff ff ff ff ff ff ff ff ff ff ff ff ff ff
  Address 0x60: ff ff ff ff ff ff ff ff ff ff ff ff ff ff ff
  Address 0x70: ff ff ff ff c0 02 e6 6c 7f b0 02 ff 0a 44 01 06
  PIC 2          BUILTIN          BUILTIN          AS-MXC

```

### show chassis hardware (ACX5048 Router)

```

user@host> show chassis hardware
Hardware inventory:
Item          Version  Part number  Serial number  Description
Chassis
Pseudo CB 0
Routing Engine 0
FPC 0          REV 05      650-056267   VF3714170810   ACX5048
CPU
PIC 0          BUILTIN     BUILTIN     48x10G-6x40G
  Xcvr 0        REV 02      740-011613   NR2051S        SFP-SX
  Xcvr 33       REV 01      740-030589   SE5N290041     SFP+-10G-LPBK
  Xcvr 35       REV 01      740-030589   SE5N290926     SFP+-10G-LPBK
  Xcvr 37       REV 01      740-030589   SE5N290049     SFP+-10G-LPBK
  Xcvr 39       REV 01      740-030589   SE5N290046     SFP+-10G-LPBK
  Xcvr 48       NON-JNPR    409310098    UNKNOWN
Power Supply 1  REV 03      740-041741   1GA24081097    JPSU-650W-AC-AFO
Fan Tray 0
  to Back Airflow - AFO
Fan Tray 1
  to Back Airflow - AFO

```

```

Fan Tray 2
to Back Airflow - AFO
Fan Tray 3
to Back Airflow - AFO
Fan Tray 4
to Back Airflow - AFO

```

ACX5K Fan Tray 2, Front

ACX5K Fan Tray 3, Front

ACX5K Fan Tray 4, Front

### show chassis hardware detail (ACX5048 Router)

```

user@host> show chassis hardware detail
Hardware inventory:
Item          Version  Part number  Serial number  Description
Chassis
Pseudo CB 0
Routing Engine 0      BUILTIN    BUILTIN        ACX5K Routing Engine
ad0      509 MB  QEMU HARDDISK  QM00001        Hard Disk
ad1      4095 MB  QEMU HARDDISK  QM00002        Hard Disk
ad2       511 MB  QEMU HARDDISK  QM00003        Hard Disk
ad3      1023 MB  QEMU HARDDISK  QM00004        Hard Disk
usb0 (addr 1) product 0x0000 0 vendor 0x0000    uhub1
usb0 (addr 2) product 0x0020 32 vendor 0x8087    uhub2
FPC 0          REV 05   650-056267    VF3714170810   ACX5048
CPU           BUILTIN    BUILTIN        FPC CPU
PIC 0         BUILTIN    BUILTIN        48x10G-6x40G
Xcvr 0        REV 02   740-011613    NR2051S        SFP-SX
Xcvr 33       REV 01   740-030589    SE5N290041     SFP+-10G-LPBK
Xcvr 35       REV 01   740-030589    SE5N290926     SFP+-10G-LPBK
Xcvr 37       REV 01   740-030589    SE5N290049     SFP+-10G-LPBK
Xcvr 39       REV 01   740-030589    SE5N290046     SFP+-10G-LPBK
Xcvr 48       NON-JNPR   409310098     UNKNOWN
Power Supply 1  REV 03   740-041741    1GA24081097    JPSU-650W-AC-AFO
Fan Tray 0
to Back Airflow - AFO
Fan Tray 1
to Back Airflow - AFO
Fan Tray 2
to Back Airflow - AFO
Fan Tray 3
to Back Airflow - AFO
Fan Tray 4
to Back Airflow - AFO

```

ACX5K Fan Tray 0, Front

ACX5K Fan Tray 1, Front

ACX5K Fan Tray 2, Front

ACX5K Fan Tray 3, Front

ACX5K Fan Tray 4, Front

### show chassis hardware clei-models (ACX5048 Router)

```

user@host> show chassis hardware clei-models
Hardware inventory:
Item          Version  Part number  CLEI code      FRU model number
Routing Engine 0      BUILTIN    CMMRG00BRA     ACX5048
FPC 0          REV 05   650-056267    CMMRG00BRA     ACX5048
PIC 0         BUILTIN    CMMRG00BRA     ACX5048
Power Supply 1  REV 03   740-041741    CMUPABHBAA     JPSU-650W-AC-AFO
Fan Tray 0
Fan Tray 1
Fan Tray 2
Fan Tray 3
Fan Tray 4

```

ACX5K-FAN

ACX5K-FAN

ACX5K-FAN

ACX5K-FAN

ACX5K-FAN

### show chassis hardware models (ACX5048 Router)

```

user@host> show chassis hardware models

```

## Hardware inventory:

Item	Version	Part number	Serial number	FRU model number
Routing Engine 0		BUILTIN	BUILTIN	ACX5048
FPC 0	REV 05	650-056267	VF3714170810	ACX5048
PIC 0		BUILTIN	BUILTIN	ACX5048
Power Supply 1	REV 03	740-041741	1GA24081097	JPSU-650W-AC-AFO
Fan Tray 0				ACX5K-FAN
Fan Tray 1				ACX5K-FAN
Fan Tray 2				ACX5K-FAN
Fan Tray 3				ACX5K-FAN
Fan Tray 4				ACX5K-FAN

## show chassis hardware (ACX5096 Router)

user@host&gt; show chassis hardware

## Hardware inventory:

Item	Version	Part number	Serial number	Description
Chassis			VB3714510139	ACX5096
Pseudo CB 0				
Routing Engine 0		BUILTIN	BUILTIN	ACX5K Routing Engine
FPC 0	REV 09	650-053391	VB3714510139	ACX5096
CPU		BUILTIN	BUILTIN	FPC CPU
PIC 0		BUILTIN	BUILTIN	96x10G-8x40G
Xcvr 0	REV 01	740-021308	ARS186H	SFP+-10G-SR
Xcvr 2	REV 01	740-031851	AM1045SUA1G	SFP-SX
Xcvr 10	REV 02	740-011613	NS11KRP	SFP-SX
Xcvr 14	REV 01	740-031980	AMCOLKL	SFP+-10G-SR
Xcvr 20	REV 01	740-021308	ARS18A2	SFP+-10G-SR
Xcvr 30	REV 02	740-011613	PJ21954	SFP-SX
Xcvr 35	REV 01	740-031851	PN344LV	SFP-SX
Xcvr 40	REV 01	740-031851	PLG028R	SFP-SX
Xcvr 41	REV 01	740-021308	L12D01919	SFP+-10G-SR
Xcvr 46	REV 01	740-011613	PD91F10	SFP-SX
Xcvr 64	REV 01	740-031980	AMSOYSS	SFP+-10G-SR
Xcvr 96	REV 01	740-032986	QE481421	QSFP+-40G-SR4
Xcvr 99	REV 01	740-032986	QE494942	QSFP+-40G-SR4
Xcvr 100	REV 01	740-032986	QE494756	QSFP+-40G-SR4
Power Supply 0	REV 01	740-053352	1GD14220106	JPSU-850W-AC-AFO
Power Supply 1	REV 01	740-053352	1GD14220102	JPSU-850W-AC-AFO
Fan Tray 0				ACX5K Fan Tray 0, Front
to Back Airflow - AFO				
Fan Tray 1				ACX5K Fan Tray 1, Front
to Back Airflow - AFO				
Fan Tray 2				ACX5K Fan Tray 2, Front
to Back Airflow - AFO				

## show chassis hardware detail (ACX5096 Router)

user@host&gt; show chassis hardware detail

## Hardware inventory:

Item	Version	Part number	Serial number	Description
Chassis			VB3714510139	ACX5096
Pseudo CB 0				
Routing Engine 0		BUILTIN	BUILTIN	ACX5K Routing Engine
ad0	509 MB	QEMU HARDDISK	QM00001	Hard Disk
ad1	4095 MB	QEMU HARDDISK	QM00002	Hard Disk
ad2	511 MB	QEMU HARDDISK	QM00003	Hard Disk
ad3	1023 MB	QEMU HARDDISK	QM00004	Hard Disk
usb0 (addr 1)	product 0x0000 0		vendor 0x0000	uhub1
usb0 (addr 2)	product 0x0020 32		vendor 0x8087	uhub2



FPC 0	REV 09	650-053391	VB3714510139	ACX5096
CPU		BUILTIN	BUILTIN	FPC CPU
PIC 0		BUILTIN	BUILTIN	96x10G-8x40G
Xcvr 0	REV 01	740-021308	ARS186H	SFP+-10G-SR
Xcvr 10	REV 02	740-011613	NS11KRP	SFP-SX
Xcvr 14	REV 01	740-031980	AMCOLKL	SFP+-10G-SR
Xcvr 20	REV 01	740-021308	ARS18A2	SFP+-10G-SR
Xcvr 30	REV 02	740-011613	PJ21954	SFP-SX
Xcvr 41	REV 01	740-021308	L12D01919	SFP+-10G-SR
Xcvr 46	REV 01	740-011613	PD91F10	SFP-SX
Xcvr 64	REV 01	740-031980	AMSOYSS	SFP+-10G-SR
Xcvr 78	REV 01	740-031851	AM1045SUA1G	SFP-SX
Xcvr 96	REV 01	740-032986	QE481421	QSFP+-40G-SR4
Xcvr 99	REV 01	740-032986	QE494942	QSFP+-40G-SR4
Xcvr 100	REV 01	740-032986	QE494756	QSFP+-40G-SR4
Power Supply 0	REV 01	740-053352	1GD14220106	JPSU-850W-AC-AFO
Power Supply 1	REV 01	740-053352	1GD14220102	JPSU-850W-AC-AFO
Fan Tray 0				ACX5K Fan Tray 0, Front
to Back Airflow - AFO				
Fan Tray 1				ACX5K Fan Tray 1, Front
to Back Airflow - AFO				
Fan Tray 2				ACX5K Fan Tray 2, Front
to Back Airflow - AFO				

#### show chassis hardware clei-models (ACX5096 Router)

```
user@host> show chassis hardware clei-models
```

Hardware inventory:

Item	Version	Part number	CLEI code	FRU model number
Routing Engine 0		BUILTIN	CMMNX10BRA	ACX5096
FPC 0	REV 09	650-053391	CMMNX10BRA	ACX5096
PIC 0		BUILTIN	CMMNX10BRA	ACX5096
Power Supply 0	REV 01	740-053352	CMUPACSBAA	JPSU-850W-AC-AFO
Power Supply 1	REV 01	740-053352	CMUPACSBAA	JPSU-850W-AC-AFO
Fan Tray 0				ACX5K-FAN
Fan Tray 1				ACX5K-FAN
Fan Tray 2				ACX5K-FAN

#### show chassis hardware models (ACX5096 Router)

```
user@host> show chassis hardware models
```

Hardware inventory:

Item	Version	Part number	Serial number	FRU model number
Routing Engine 0		BUILTIN	BUILTIN	ACX5096
FPC 0	REV 09	650-053391	VB3714510139	ACX5096
PIC 0		BUILTIN	BUILTIN	ACX5096
Power Supply 0	REV 01	740-053352	1GD14220106	JPSU-850W-AC-AFO
Power Supply 1	REV 01	740-053352	1GD14220102	JPSU-850W-AC-AFO
Fan Tray 0				ACX5K-FAN
Fan Tray 1				ACX5K-FAN
Fan Tray 2				ACX5K-FAN

#### show chassis hardware (ACX500 Router)

```
user@host> show chassis hardware
```

Hardware inventory:

Item	Version	Part number	Serial number	Description
Chassis			VJ0214510035	ACX500-AC
Midplane	REV 01	650-055932	VJ0214510035	ACX500-AC
Routing Engine		BUILTIN	BUILTIN	Routing Engine

FEB 0		BUILTIN	BUILTIN	Forwarding Engine
Processor				
FPC 0		BUILTIN	BUILTIN	FPC BUILTIN
MIC 0		BUILTIN	BUILTIN	2x 1GE(LAN) SFP
PIC 0		BUILTIN	BUILTIN	2x 1GE(LAN) SFP
Xcvr 0	REV 01	740-031851	PMF2Y3C	SFP-SX
Xcvr 1	REV 01	740-031851	PN342QN	SFP-SX
MIC 1		BUILTIN	BUILTIN	4x 1GE(LAN) SFP, RJ45
PIC 1		BUILTIN	BUILTIN	4x 1GE(LAN) SFP, RJ45
Xcvr 0	REV 01	740-011613	PF30K0L	SFP-SX
MIC 2		BUILTIN	BUILTIN	MS BUILTIN
PIC 2		BUILTIN	BUILTIN	MS BUILTIN

### show chassis hardware detail (ACX500 Router)

```

user@host> show chassis hardware detail
Hardware inventory:
Item          Version  Part number  Serial number  Description
Chassis                               VJ0214510035  ACX500-AC
Midplane      REV 01   650-055932  VJ0214510035  ACX500-AC
Routing Engine BUILTIN  BUILTIN      Routing Engine
da0           3820 MB  USB DISK 2.0 Nand Flash 0
FEB 0                               BUILTIN      BUILTIN      Forwarding Engine
Processor
FPC 0                               BUILTIN      BUILTIN      FPC BUILTIN
MIC 0                               BUILTIN      BUILTIN      2x 1GE(LAN) SFP
PIC 0                               BUILTIN      BUILTIN      2x 1GE(LAN) SFP
Xcvr 0        REV 01   740-031851  PMF2Y3C       SFP-SX
Xcvr 1        REV 01   740-031851  PN342QN       SFP-SX
MIC 1                               BUILTIN      BUILTIN      4x 1GE(LAN) SFP, RJ45
PIC 1                               BUILTIN      BUILTIN      4x 1GE(LAN) SFP, RJ45
Xcvr 0        REV 01   740-011613  PF30K0L       SFP-SX
MIC 2                               BUILTIN      BUILTIN      MS BUILTIN
PIC 2                               BUILTIN      BUILTIN      MS BUILTIN

```

### show chassis hardware extensive (ACX500 Router)

```

user@host> show chassis hardware extensive
Hardware inventory:
Item          Version  Part number  Serial number  Description
Chassis                               VJ0214510035  ACX500-AC
Jedec Code:   0x7fb0                      EEPROM Version: 0x02
S/N:          VJ0214510035
Assembly ID:  0x057c                      Assembly Version: 00.00
Date:         00-00-0000                  Assembly Flags:  0x00
ID: ACX500-AC
Board Information Record:
Address 0x00: 00 00 00 00 00 00 00 00 00 00 00 00 00 00 00 00
I2C Hex Data:
Address 0x00: 7f b0 02 ff 05 7c 00 00 00 00 00 00 00 00 00 00
Address 0x10: 00 00 00 00 00 00 00 00 00 00 00 00 00 00 00 00
Address 0x20: 56 4a 30 32 31 34 35 31 30 30 33 35 00 00 00 00
Address 0x30: 00 00 00 00 00 00 00 00 00 00 00 00 00 00 00 00
Address 0x40: 00 00 00 00 00 00 00 00 00 00 00 00 00 00 00 00
Address 0x50: 00 00 00 00 00 00 00 00 00 00 00 00 00 00 00 00
Address 0x60: 00 00 00 00 00 00 00 00 00 00 00 00 00 00 00 00
Address 0x70: 00 00 00 00 00 00 00 00 00 00 00 00 00 00 00 00
Midplane      REV 01   650-055932  VJ0214510035  ACX500-AC
Jedec Code:   0x7fb0                      EEPROM Version: 0x02
P/N:         650-055932                  S/N:          VJ0214510035

```

```

Assembly ID: 0x057c      Assembly Version: 01.00
Date: 12-23-2014        Assembly Flags: 0x00
Version: REV 01          CLEI Code: PROTOXCLEI
ID: ACX500-AC            FRU Model Number: ACX500-AC

```

## Board Information Record:

```
Address 0x00: ad 01 00 80 f0 1c 2d 1b 60 80 ff ff ff ff ff ff
```

## I2C Hex Data:

```

Address 0x00: 7f b0 02 fe 05 7c 01 00 52 45 56 20 30 31 00 00
Address 0x10: 00 00 00 00 36 35 30 2d 30 35 35 39 33 32 00 00
Address 0x20: 56 4a 30 32 31 34 35 31 30 30 33 35 00 17 0c 07
Address 0x30: de ff ff ff ad 01 00 80 f0 1c 2d 1b 60 80 ff ff
Address 0x40: ff ff ff ff 01 50 52 4f 54 4f 58 43 4c 45 49 41
Address 0x50: 43 58 35 30 30 2d 41 43 00 00 00 00 00 00 00 00
Address 0x60: 00 00 00 00 00 00 30 41 00 ff ff ff ff ff ff ff
Address 0x70: ff ff ff 93 56 4a 30 32 31 34 35 31 30 30 33 35

```

```

Routing Engine      BUILTIN      BUILTIN      Routing Engine
da0      3820 MB  USB DISK 2.0      Nand Flash 0
FEB 0      BUILTIN      BUILTIN      Forwarding Engine

```

## Processor

```

FPC 0      BUILTIN      BUILTIN      FPC BUILTIN
MIC 0      BUILTIN      BUILTIN      2x 1GE(LAN) SFP

```

```

Jedec Code: 0x0000      EEPROM Version: 0x00
P/N: BUILTIN      S/N: BUILTIN
Assembly ID: 0x0a40      Assembly Version: 00.00
Date: 00-00-0000      Assembly Flags: 0x00
ID: 2x 1GE(LAN) SFP

```

## Board Information Record:

```
Address 0x00: 00 00 00 00 00 00 00 00 00 00 00 00 00 00 00 00
```

## I2C Hex Data:

```

Address 0x00: 00 00 00 00 0a 40 00 00 00 00 00 00 00 00 00 00
Address 0x10: 00 00 00 00 42 55 49 4c 54 49 4e 00 49 6e 76 61
Address 0x20: 42 55 49 4c 54 49 4e 00 49 6e 76 61 00 00 00 00
Address 0x30: 00 00 00 00 00 00 00 00 00 00 00 00 00 00 00 00
Address 0x40: 00 00 00 00 00 00 00 00 00 00 00 00 00 00 00 00
Address 0x50: 00 00 00 00 00 00 00 00 00 00 00 00 00 00 00 00
Address 0x60: 00 00 00 00 00 00 00 00 00 00 00 00 00 00 00 00
Address 0x70: 00 00 00 00 00 de ad be ef 64 20 22 a8 60 af 21 38

```

```

PIC 0      BUILTIN      BUILTIN      2x 1GE(LAN) SFP
Xcvr 0      REV 01      740-031851      PMF2Y3C      SFP-SX
Xcvr 1      REV 01      740-031851      PN342QN      SFP-SX
MIC 1      BUILTIN      BUILTIN      4x 1GE(LAN) SFP, RJ45

```

```

Jedec Code: 0x0000      EEPROM Version: 0x00
P/N: BUILTIN      S/N: BUILTIN
Assembly ID: 0x0aac      Assembly Version: 00.00
Date: 00-00-0000      Assembly Flags: 0x00
ID: 4x 1GE(LAN) SFP, RJ45

```

## Board Information Record:

```
Address 0x00: 00 00 00 00 00 00 00 00 00 00 00 00 00 00 00 00
```

## I2C Hex Data:

```

Address 0x00: 00 00 00 00 0a ac 00 00 00 00 00 00 00 00 00 00
Address 0x10: 00 00 00 00 42 55 49 4c 54 49 4e 00 49 6e 76 61
Address 0x20: 42 55 49 4c 54 49 4e 00 49 6e 76 61 00 00 00 00
Address 0x30: 00 00 00 00 00 00 00 00 00 00 00 00 00 00 00 00
Address 0x40: 00 00 00 00 00 00 00 00 00 00 00 00 00 00 00 00
Address 0x50: 00 00 00 00 00 00 00 00 00 00 00 00 00 00 00 00
Address 0x60: 00 00 00 00 00 00 00 00 00 00 00 00 00 00 00 00
Address 0x70: 00 00 00 00 00 00 00 00 64 20 b5 c0 60 af 21 38

```

```

PIC 1      BUILTIN      BUILTIN      4x 1GE(LAN) SFP, RJ45
Xcvr 0      REV 01      740-011613      PF30K0L      SFP-SX
MIC 2      BUILTIN      BUILTIN      MS BUILTIN
Jedec Code: 0x0000      EEPROM Version: 0x00

```

```

P/N:          BUILTIN          S/N:          BUILTIN
Assembly ID:  0x0aaf          Assembly Version: 00.00
Date:         00-00-0000      Assembly Flags:  0x00
ID: MS BUILTIN
Board Information Record:
Address 0x00: 00 00 00 00 00 00 00 00 00 00 00 00 00 00 00 00
I2C Hex Data:
Address 0x00: 00 00 00 00 0a af 00 00 00 00 00 00 00 00 00 00
Address 0x10: 00 00 00 00 42 55 49 4c 54 49 4e 00 49 6e 76 61
Address 0x20: 42 55 49 4c 54 49 4e 00 49 6e 76 61 00 00 00 00
Address 0x30: 00 00 00 00 00 00 00 00 00 00 00 00 00 00 00 00
Address 0x40: 00 00 00 00 00 00 00 00 00 00 00 00 00 00 00 00
Address 0x50: 00 00 00 00 00 00 00 00 00 00 00 00 00 00 00 00
Address 0x60: 00 00 00 00 00 00 00 00 00 00 00 00 00 00 00 00
Address 0x70: 00 00 00 00 de ad be ef 64 22 cd 48 60 af 21 38
PIC 2          BUILTIN          BUILTIN          MS BUILTIN

```

#### show chassis hardware clei-models (ACX500 Router)

```

user@host> show chassis hardware clei-models
Hardware inventory:
Item          Version  Part number  CLEI code      FRU model number
Midplane      REV 01    650-055932  PROTOXCLEI     ACX500-AC
Routing Engine
FEB 0         BUILTIN
FPC 0         BUILTIN

```

#### show chassis hardware models (ACX500 Router)

```

user@host> show chassis hardware models
Hardware inventory:
Item          Version  Part number  Serial number   FRU model number
Midplane      REV 01    650-055932  VJ0214510035   ACX500-AC
Routing Engine
FEB 0         BUILTIN    BUILTIN
FPC 0         BUILTIN    BUILTIN

```

## show configuration

---

<b>Syntax</b>	show configuration < <i>statement-path</i> >
<b>Release Information</b>	Command introduced before Junos OS Release 7.4. Command introduced in Junos OS Release 9.0 for EX Series switches.
<b>Description</b>	Display the configuration that currently is running on the router or switch, which is the last committed configuration.
<b>Options</b>	<p><b>none</b>—Display the entire configuration.</p> <p><b><i>statement-path</i></b>—(Optional) Display one of the following hierarchies in a configuration. (Each <b><i>statement-path</i></b> option has additional suboptions not described here. See the appropriate feature guide or EX Series switch documentation for more information.)</p> <ul style="list-style-type: none"> <li>• <b>access</b>—Network access configuration.</li> <li>• <b>access-profile</b>—Access profile configuration.</li> <li>• <b>accounting-options</b>—Accounting data configuration.</li> <li>• <b>applications</b>—Applications defined by protocol characteristics.</li> <li>• <b>apply-groups</b>—Groups from which configuration data is inherited.</li> <li>• <b>chassis</b>—Chassis configuration.</li> <li>• <b>chassis network-services</b>—Current running mode.</li> <li>• <b>class-of-service</b>—Class-of-service configuration.</li> <li>• <b>diameter</b>—Diameter base protocol layer configuration.</li> <li>• <b>ethernet-switching-options</b>—(EX Series switch only) Ethernet switching configuration.</li> <li>• <b>event-options</b>—Event processing configuration.</li> <li>• <b>firewall</b>—Firewall configuration.</li> <li>• <b>forwarding-options</b>—Options that control packet sampling.</li> <li>• <b>groups</b>—Configuration groups.</li> <li>• <b>interfaces</b>—Interface configuration.</li> <li>• <b>jsrc</b>—JSRC partition configuration.</li> <li>• <b>jsrc-partition</b>—JSRC partition configuration.</li> <li>• <b>logical-systems</b>—Logical system configuration.</li> <li>• <b>poe</b>—(EX Series switch only) Power over Ethernet configuration.</li> <li>• <b>policy-options</b>—Routing policy option configuration.</li> </ul>

- **protocols**—Routing protocol configuration.
- **routing-instances**—Routing instance configuration.
- **routing-options**—Protocol-independent routing option configuration.
- **security**—Security configuration.
- **services**—Service PIC applications configuration.
- **snmp**—Simple Network Management Protocol configuration.
- **system**—System parameters configuration.
- **virtual-chassis**—(EX Series switch only) Virtual Chassis configuration.
- **vlan**s—(EX Series switch only) VLAN configuration.

**Additional Information** The portions of the configuration that you can view depend on the user class that you belong to and the corresponding permissions. If you do not have permission to view a portion of the configuration, the text **ACCESS-DENIED** is substituted for that portion of the configuration. If you do not have permission to view authentication keys and passwords in the configuration, because the **secret** permission bit is not set for your user account, the text **SECRET-DATA** is substituted for that portion of the configuration. If an identifier in the configuration contains a space, the identifier is displayed in quotation marks.

Likewise, when you issue the **show configuration** command with the **| display set** pipe option to view the configuration as **set** commands, those portions of the configuration that you do not have permissions to view are substituted with the text **ACCESS-DENIED**.

**Required Privilege Level** view

**Related Documentation**

- *Displaying the Current Junos OS Configuration*
- *Overview of Junos OS CLI Operational Mode Commands*

**List of Sample Output** [show configuration on page 484](#)  
[show configuration policy-options on page 485](#)

**Output Fields** This command displays information about the current running configuration.

## Sample Output

### show configuration

```
user@host> show configuration
## Last commit: 2006-10-31 14:13:00 PST by user1 version "8.2I0 [userb]"; ## last
  changed: 2006-10-31 14:05:53 PST
system {
  host-name exhost;
  domain-name ex1.net;
```

```

    backup-router 198.51.100.254;
time-zone America/Los_Angeles;
default-address-selection;
name-server {
    192.0.2.254;
    192.0.2.249;
    192.0.2.176;
}
services {
    telnet;
}
tacplus-server {
    10.2.3.4 {
        secret /* SECRET-DATA */;
        ...
    }
}
}
interfaces {
    ...
}
protocols {
    isis {
        export "direct routes";
    }
}
policy-options {
    policy-statement "direct routes" {
        from protocol direct;
        then accept;
    }
}
}

```

#### show configuration policy-options

```

user@host> show configuration policy-options
policy-options {
    policy-statement "direct routes" {
        from protocol direct;
        then accept;
    }
}

```

## show host

---

<b>Syntax</b>	<code>show host <i>hostname</i></code>
<b>Release Information</b>	Command introduced before Junos OS Release 7.4. Command introduced in Junos OS Release 9.0 for EX Series switches. Command introduced in Junos OS Release 11.1 for the QFX Series. Command introduced in Junos OS Release 14.1X53-D20 for the OCX Series.
<b>Description</b>	Display Domain Name System (DNS) hostname information.
<b>Options</b>	<i>hostname</i> —Hostname or address.
<b>Additional Information</b>	The <code>show host</code> command displays the raw data received from the DNS server.
<b>Required Privilege Level</b>	view
<b>List of Sample Output</b>	<a href="#">show host on page 486</a>

### Sample Output

#### show host

```
user@host> show host device
device.example.net has address 192.0.2.0

user@host> show host 192.0.2.0
Name: device.example.net
Address: 192.0.2.0
Aliases:
```



## show log

**List of Syntax**    [Syntax on page 487](#)  
                          [Syntax \(QFX Series and OCX Series\) on page 487](#)  
                          [Syntax \(TX Matrix Router\) on page 487](#)

**Syntax**    `show log`  
                  `<filename | user <username>>`

**Syntax (QFX Series and OCX Series)**    `show log filename`  
                          `<device-type (device-id | device-alias)>`

**Syntax (TX Matrix Router)**    `show log`  
                          `<all-lcc | lcc number | scc>`  
                          `<filename | user <username>>`

**Release Information**    Command introduced before Junos OS Release 7.4.  
                          Command introduced in Junos OS Release 9.0 for EX Series switches.  
                          Command introduced in Junos OS Release 11.1 for the QFX Series.  
                          Option *device-type (device-id | device-alias)* is introduced in Junos OS Release 13.1 for the QFX Series.  
                          Command introduced in Junos OS Release 14.1X53-D20 for the OCX Series.

**Description**    List log files, display log file contents, or display information about users who have logged in to the router or switch.



**NOTE:** On MX Series routers, modifying a configuration to replace a service interface with another service interface is treated as a catastrophic event. When you modify a configuration, the entire configuration associated with the service interface—including NAT pools, rules, and service sets—is deleted and then re-created for the newly specified service interface. If there are active sessions associated with the service interface that is being replaced, these sessions are deleted and the NAT pools are then released, which leads to the generation of the NAT\_POOL\_RELEASE system log messages. However, because NAT pools are already deleted as a result of the catastrophic configuration change and no longer exist, the NAT\_POOL\_RELEASE system log messages are not generated for the changed configuration.

**Options**    `none`—List all log files.

`<all-lcc | lcc number | scc>`—(Routing matrix only) (Optional) Display logging information about all T640 routers (or line-card chassis) or a specific T640 router (replace *number* with a value from 0 through 3) connected to a TX Matrix router. Or, display logging information about the TX Matrix router (or switch-card chassis).

**device-type**—(QFabric system only) (Optional) Display log messages for only one of the following device types:

- **director-device**—Display logs for Director devices.
- **infrastructure-device**—Display logs for the logical components of the QFabric system infrastructure, including the diagnostic Routing Engine, fabric control Routing Engine, fabric manager Routing Engine, and the default network Node group and its backup (NW-NG-0 and NW-NG-0-backup).
- **interconnect-device**—Display logs for Interconnect devices.
- **node-device**—Display logs for Node devices.



**NOTE:** If you specify the **device-type** optional parameter, you must also specify either the **device-id** or **device-alias** optional parameter.

---

**(device-id | device-alias)**—If a device type is specified, display logs for a device of that type. Specify either the device ID or the device alias (if configured).

**filename**—(Optional) Display the log messages in the specified log file. For the routing matrix, the filename must include the chassis information.



**NOTE:** The **filename** parameter is mandatory for the QFabric system. If you did not configure a syslog filename, specify the default filename of messages.

---

**user <username>**—(Optional) Display logging information about users who have recently logged in to the router or switch. If you include **username**, display logging information about the specified user.

**Required Privilege Level**

trace

**Related Documentation**

- [syslog \(System\)](#)

**List of Sample Output**

[show log on page 489](#)  
[show log filename on page 489](#)  
[show log filename \(QFabric System\) on page 489](#)  
[show log user on page 490](#)

## Sample Output

### show log

```
user@host> show log
total 57518
-rw-r--r-- 1 root bin 211663 Oct 1 19:44 dcd
-rw-r--r-- 1 root bin 999947 Oct 1 19:41 dcd.0
-rw-r--r-- 1 root bin 999994 Oct 1 17:48 dcd.1
-rw-r--r-- 1 root bin 238815 Oct 1 19:44 rpd
-rw-r--r-- 1 root bin 1049098 Oct 1 18:00 rpd.0
-rw-r--r-- 1 root bin 1061095 Oct 1 12:13 rpd.1
-rw-r--r-- 1 root bin 1052026 Oct 1 06:08 rpd.2
-rw-r--r-- 1 root bin 1056309 Sep 30 18:21 rpd.3
-rw-r--r-- 1 root bin 1056371 Sep 30 14:36 rpd.4
-rw-r--r-- 1 root bin 1056301 Sep 30 10:50 rpd.5
-rw-r--r-- 1 root bin 1056350 Sep 30 07:04 rpd.6
-rw-r--r-- 1 root bin 1048876 Sep 30 03:21 rpd.7
-rw-rw-r-- 1 root bin 19656 Oct 1 19:37 wtmp
```

### show log filename

```
user@host> show log rpd
Oct 1 18:00:18 trace_on: Tracing to ?/var/log/rpd? started
Oct 1 18:00:18 EVENT <MTU> ds-5/2/0.0 index 24 <Broadcast PointToPoint Multicast
Oct 1 18:00:18
Oct 1 18:00:19 KRT recv len 56 V9 seq 148 op add Type route/if af 2 addr
192.0.2.21 nhop type local nhop 192.0.2.21
Oct 1 18:00:19 KRT recv len 56 V9 seq 149 op add Type route/if af 2 addr
192.0.2.22 nhop type unicast nhop 192.0.2.22
Oct 1 18:00:19 KRT recv len 48 V9 seq 150 op add Type ifaddr index 24 devindex
43
Oct 1 18:00:19 KRT recv len 144 V9 seq 151 op chnge Type ifdev devindex 44
Oct 1 18:00:19 KRT recv len 144 V9 seq 152 op chnge Type ifdev devindex 45
Oct 1 18:00:19 KRT recv len 144 V9 seq 153 op chnge Type ifdev devindex 46
Oct 1 18:00:19 KRT recv len 1272 V9 seq 154 op chnge Type ifdev devindex 47
...
```

### show log filename (QFabric System)

```
user@qfabric> show log messages
Mar 28 18:00:06 qfabric chassisd: QFABRIC_INTERNAL_SYSLOG: Mar 28 18:00:06 ED1486
chassisd: CHASSISD_SNMP_TRAP10: SNMP trap generated: FRU power on
(jnxFruContentsIndex 8, jnxFruL1Index 1, jnxFruL2Index 1, jnxFruL3Index 0,
jnxFruName PIC: 48x 10G-SFP+ @ 0/0/*, jnxFruType 11, jnxFruSlot 0,
jnxFruOfflineReason 2, jnxFruLastPowerOff 0, jnxFruLastPowerOn 2159)
Mar 28 18:00:07 qfabric chassisd: QFABRIC_INTERNAL_SYSLOG: Mar 28 18:00:07 ED1486
chassisd: CHASSISD_SNMP_TRAP10: SNMP trap generated: FRU power on
(jnxFruContentsIndex 8, jnxFruL1Index 1, jnxFruL2Index 2, jnxFruL3Index 0,
jnxFruName PIC: @ 0/1/*, jnxFruType 11, jnxFruSlot 0, jnxFruOfflineReason 2,
jnxFruLastPowerOff 0, jnxFruLastPowerOn 2191)
Mar 28 18:00:07 qfabric chassisd: QFABRIC_INTERNAL_SYSLOG: Mar 28 18:00:07 ED1492
chassisd: CHASSISD_SNMP_TRAP10: SNMP trap generated: FRU power on
(jnxFruContentsIndex 8, jnxFruL1Index 1, jnxFruL2Index 1, jnxFruL3Index 0,
jnxFruName PIC: 48x 10G-SFP+ @ 0/0/*, jnxFruType 11, jnxFruSlot 0,
jnxFruOfflineReason 2, jnxFruLastPowerOff 0, jnxFruLastPowerOn 242726)
Mar 28 18:00:07 qfabric chassisd: QFABRIC_INTERNAL_SYSLOG: Mar 28 18:00:07 ED1492
chassisd: CHASSISD_SNMP_TRAP10: SNMP trap generated: FRU power on
(jnxFruContentsIndex 8, jnxFruL1Index 1, jnxFruL2Index 2, jnxFruL3Index 0,
```

```
jnxFruName PIC: @ 0/1/*, jnxFruType 11, jnxFruSlot 0, jnxFruOfflineReason 2,
jnxFruLastPowerOff 0, jnxFruLastPowerOn 242757)
Mar 28 18:00:16 qfabric file: QFABRIC_INTERNAL_SYSLOG: Mar 28 18:00:16 ED1486
file: UI_COMMIT: User 'root' requested 'commit' operation (comment: none)
Mar 28 18:00:27 qfabric file: QFABRIC_INTERNAL_SYSLOG: Mar 28 18:00:27 ED1486
file: UI_COMMIT: User 'root' requested 'commit' operation (comment: none)
Mar 28 18:00:50 qfabric file: QFABRIC_INTERNAL_SYSLOG: Mar 28 18:00:50
_DCF_default__NW-INE-0_RE0_ file: UI_COMMIT: User 'root' requested 'commit'
operation (comment: none)
Mar 28 18:00:50 qfabric file: QFABRIC_INTERNAL_SYSLOG: Mar 28 18:00:50
_DCF_default__NW-INE-0_RE0_ file: UI_COMMIT: User 'root' requested 'commit'
operation (comment: none)
Mar 28 18:00:55 qfabric file: QFABRIC_INTERNAL_SYSLOG: Mar 28 18:00:55 ED1492
file: UI_COMMIT: User 'root' requested 'commit' operation (comment: none)
Mar 28 18:01:10 qfabric file: QFABRIC_INTERNAL_SYSLOG: Mar 28 18:01:10 ED1492
file: UI_COMMIT: User 'root' requested 'commit' operation (comment: none)
Mar 28 18:02:37 qfabric chassisd: QFABRIC_INTERNAL_SYSLOG: Mar 28 18:02:37 ED1491
chassisd: CHASSISD_SNMP_TRAP10: SNMP trap generated: FRU power on
(jnxFruContentsIndex 8, jnxFruL1Index 1, jnxFruL2Index 1, jnxFruL3Index 0,
jnxFruName PIC: 48x 10G-SFP+ @ 0/0/*, jnxFruType 11, jnxFruSlot 0,
jnxFruOfflineReason 2, jnxFruLastPowerOff 0, jnxFruLastPowerOn 33809)
```

#### show log user

```
user@host> show log user
usera  mg2546                Thu Oct  1 19:37   still logged in
usera  mg2529                Thu Oct  1 19:08 - 19:36   (00:28)
usera  mg2518                Thu Oct  1 18:53 - 18:58   (00:04)
root   mg1575                Wed Sep 30 18:39 - 18:41   (00:02)
root   ttyp2      aaa.bbbb.com Wed Sep 30 18:39 - 18:41   (00:02)
userb  ttyp1      192.0.2.0   Wed Sep 30 01:03 - 01:22   (00:19)
```

## show system connections

<b>List of Syntax</b>	<a href="#">Syntax on page 491</a> <a href="#">Syntax (EX Series) on page 491</a> <a href="#">Syntax (TX Matrix Router) on page 491</a> <a href="#">Syntax (TX Matrix Plus Router) on page 491</a> <a href="#">Syntax (MX Series Router) on page 491</a> <a href="#">Syntax (QFX Series) on page 491</a> <a href="#">Syntax (OCX Series) on page 492</a>
<b>Syntax</b>	<pre>show system connections &lt;extensive&gt; &lt;all-chassis   all-lcc   lcc <i>number</i>   scc&gt; &lt;inet   inet6&gt; &lt;show-routing-instances&gt;</pre>
<b>Syntax (EX Series)</b>	<pre>show system connections &lt;extensive&gt; &lt;all-members&gt; &lt;inet   inet6&gt; &lt;local&gt; &lt;member <i>member-id</i>&gt; &lt;show-routing-instances&gt;</pre>
<b>Syntax (TX Matrix Router)</b>	<pre>show system connections &lt;extensive&gt; &lt;all-chassis   all-lcc   lcc <i>number</i>   scc&gt; &lt;inet   inet6&gt; &lt;show-routing-instances&gt;</pre>
<b>Syntax (TX Matrix Plus Router)</b>	<pre>show system connections &lt;extensive&gt; &lt;all-chassis   all-lcc   lcc <i>number</i>   sfc <i>number</i>&gt; &lt;inet   inet6&gt; &lt;show-routing-instances&gt;</pre>
<b>Syntax (MX Series Router)</b>	<pre>show system connections &lt;extensive&gt; &lt;all-members&gt; &lt;inet   inet6&gt; &lt;local&gt; &lt;member <i>member-id</i>&gt; &lt;show-routing-instances&gt;</pre>
<b>Syntax (QFX Series)</b>	<pre>show system connections &lt;extensive&gt; &lt;inet&gt; &lt;infrastructure <i>name</i>&gt; &lt;interconnect-device <i>name</i>&gt; &lt;node-group <i>name</i>&gt;</pre>

<show-routing-instances>

**Syntax (OCX Series)** show system connections  
<extensive>  
<inet>  
<show-routing-instances>

**Release Information** Command introduced before Junos OS Release 7.4.  
Command introduced in Junos OS Release 9.0 for EX Series switches.  
**sfc** option introduced for the TX Matrix Plus router in Junos OS Release 9.6.  
Command introduced in Junos OS Release 11.1 for the QFX Series.  
Command introduced in Junos OS Release 14.1X53-D20 for the OCX Series.

**Description** Display information about the active IP sockets on the Routing Engine. Use this command to verify which servers are active on a system and what connections are currently in progress.

**Options** **none**—Display information about all active IP sockets on the Routing Engine.

**extensive**—(Optional) Display exhaustive system process information, which, for TCP connections, includes the TCP control block. This option is useful for debugging TCP connections.

**all-chassis**—(TX Matrix routers and TX Matrix Plus routers only) (Optional) Display system connection activity for all the routers in the chassis.

**all-lcc**—(TX Matrix routers and TX Matrix Plus routers only) (Optional) On a TX Matrix router, display system connection activity for all T640 routers connected to the TX Matrix router. On a TX Matrix Plus router, display system connection activity for all connected T1600 or T4000 LCCs

**all-members**—(EX4200 switches and MX Series routers only) (Optional) Display system connection activity for all members of the Virtual Chassis configuration.

**inet | inet6**—(Optional) Display IPv4 connections or IPv6 connections, respectively.

**infrastructure *name***—(QFabric systems only) (Optional) Display system connection activity for the fabric control Routing Engines or fabric manager Routing Engines.

**interconnect-device *name***—(QFabric systems only) (Optional) Display system connection activity for the Interconnect device.

**lcc *number***—(TX Matrix routers and TX Matrix Plus routers only) (Optional) On a TX Matrix router, display system connection activity for a specific T640 router that is connected to the TX Matrix router. On a TX Matrix Plus router, display system connection activity for a specific router that is connected to the TX Matrix Plus router.

Replace *number* with the following values depending on the LCC configuration:

- 0 through 3, when T640 routers are connected to a TX Matrix router in a routing matrix.
- 0 through 3, when T1600 routers are connected to a TX Matrix Plus router in a routing matrix.
- 0 through 7, when T1600 routers are connected to a TX Matrix Plus router with 3D SIBs in a routing matrix.
- 0, 2, 4, or 6, when T4000 routers are connected to a TX Matrix Plus router with 3D SIBs in a routing matrix.

**local**—(EX4200 switches and MX Series routers only) (Optional) Display system connection activity for the local Virtual Chassis member.

**member *member-id***—(EX4200 switches and MX Series routers only) (Optional) Display system connection activity for the specified member of the Virtual Chassis configuration. For EX4200 switches, replace *member-id* with a value from 0 through 9. For an MX Series Virtual Chassis, replace *member-id* with a value of 0 or 1.

**node-group *name***—(QFabric systems only) (Optional) Display system connection activity for the Node group.

**scc**—(TX Matrix routers only) (Optional) Display system connection activity for the TX Matrix router (or switch-card chassis).

**sfc**—(TX Matrix routers only) (Optional) Display system connection activity for the TX Matrix Plus router.

**show-routing-instances**—(Optional) Display routing instances.

**Additional Information** By default, when you issue the **show system connections** command on the master Routing Engine of a TX Matrix router or a TX Matrix Plus router, the command is broadcast to all the master Routing Engines of the LCCs connected to it in the routing matrix. Likewise, if you issue the same command on the backup Routing Engine of a TX Matrix or a TX Matrix Plus router, the command is broadcast to all backup Routing Engines of the LCCs that are connected to it in the routing matrix.

**Required Privilege Level** view

**Related Documentation** • [Routing Matrix with a TX Matrix Plus Router Solutions Page](#)

**List of Sample Output** [show system connections on page 494](#)  
[show system connections extensive on page 495](#)  
[show system connections lcc \(TX Matrix Router\) on page 496](#)  
[show system connections show-routing-instances on page 496](#)

[show system connections \(TX Matrix Plus Router\) on page 497](#)

[show system connections sfc \(TX Matrix Plus Router\) on page 500](#)

[show system connections show-routing-instances \(TX Matrix Plus Router\) on page 502](#)

**Output Fields** Table 10 on page 494 describes the output fields for the **show system connections** command. Output fields are listed in the approximate order in which they appear.

**Table 10: show system connections Output Fields**

Field Name	Field Description
<b>Proto</b>	Protocol of the socket: <b>IP</b> , <b>TCP</b> , or <b>UDP</b> for IPv4 or IPv6.
<b>Recv-Q</b>	Number of input packets received by the protocol and waiting to be processed by the application.
<b>Send-Q</b>	Number of output packets sent by the application and waiting to be processed by the protocol.
<b>Local Address</b>	Local address and port of the socket, separated by a period. An asterisk (*) indicates that the bound address is the wildcard address. Server sockets typically have the wildcard address and a well-known port bound to them.
<b>Foreign Address</b>	Foreign address and port of the socket, separated by a period. An asterisk (*) indicates that the address or port is a wildcard.
<b>Routing Instance</b>	(Displayed only when the <b>show-routing-instance</b> option is used.) Routing instances associated with active IP sockets on the Routing Engine.
<b>(state)</b>	For TCP, the protocol state of the socket.

## Sample Output

### show system connections

```

user@host> show system connections
Active Internet connections (including servers)
Proto Recv-Q Send-Q Local Address          Foreign Address         (state)
tcp    0      2 192.0.2.16.513         192.0.2.254.894        ESTABLISHED
tcp    0      0 192.0.2.16.513         192.0.2.195.945        ESTABLISHED
tcp    0      0 *.23                   *.*                      LISTEN
tcp    0      0 *.22                   *.*                      LISTEN
tcp    0      0 *.513                  *.*                      LISTEN
tcp00 *.514                *.*                      LISTEN
tcp 0 0*.21                   *.*                      LISTEN
tcp00 *.79                *.*                      LISTEN
tcp 00 *.1023                *.*                      LISTEN
tcp 00 *.111                 *.*                      LISTEN
udp00192.192.0.2.1634    192.0.2.249.2049
udp00192.192.0.2.1627    192.0.2.254.2049
udp00192.192.0.2.1371    192.0.2.195.2049
udp00*.*.*.*.*.*.*.*.
udp00*.9999             *.*

```



```

udp00 *.161      *.*
udp00192.192.0.2.1039 192.0.2.16.1023
udp00192.192.0.2.1038 192.0.2.16.1023
udp 00 192.0.2.16.1037 192.0.2.16.1023
udp00 192.0.2.16.1036 192.0.2.16.1023
udp00*.1022      *.*
udp00*.1023      *.*
udp00*.111       *.*
udp00*.          *.*

```

### show system connections extensive

```
user@host> show system connections extensive
```

```

Active Internet connections (including servers)
Proto Recv-Q Send-Q Local Address Foreign Address
      (state)
tcp4      0      6 192.0.2.15.23 192.0.2.138.3013
      ESTABLISHED
      sndsbcc:          6 sndsbmbcnt:          256 sndsbmbmax: 272000
      sndsblowat:      2048 sndsbhiwat:          34000
      rcvsbcc:          0 rcvsbmbcnt:          0 rcvsbmbmax: 533120
      rcvsblowat:      1 rcvsbhiwat:          66640
      proc id:          0 proc name:
      iss: 2566994072   sndup: 2566994491
      snduna: 2566994491 sndnxt: 2566994494   sndwnd: 64094
      sndmax: 2566994494 sndcwnd: 6589 sndsssthresh: 2720
      irs: 236981199   rcvup: 236981325
      rcvnxt: 236981327 rcvadv: 237046862   rcvwnd: 66640
      rtt: 140058623   srtt: 15519   rttv: 908
      rxtcur: 1200   rxtshift: 0   rtseq: 2566994491
      rttmin: 1000   mss: 1360
      flags: SACK_PERMIT [0x2000200]
tcp4      0      0 10.255.165.93.179
10.255.165.203.65141 ESTABLISHED
      sndsbcc:          0 sndsbmbcnt:          0 sndsbmbmax: 131072
      sndsblowat:      2048 sndsbhiwat:          16384
      rcvsbcc:          0 rcvsbmbcnt:          0 rcvsbmbmax: 131072
      rcvsblowat:      1 rcvsbhiwat:          16384
      proc id:          0 proc name:
      iss: 2555961065   sndup: 2555995917
      snduna: 2555995917 sndnxt: 2555995917   sndwnd: 16384
      sndmax: 2555995917 sndcwnd: 1000 sndsssthresh: 1073725440
      irs: 2123825753   rcvup: 2123860681
      rcvnxt: 2123860681 rcvadv: 2123877065   rcvwnd: 16384
      rtt: 0   srtt: 3309   rttv: 72
      rxtcur: 1200   rxtshift: 0   rtseq: 2555995898
      rttmin: 1000   mss: 500
      flags: REQ_SCALE RCVD_SCALE REQ_TSTMP RCVD_TSTMP SACK_PERMIT [0x3e0]
tcp4      0      0 10.255.165.93.179
10.255.165.93.179 ESTABLISHED
      sndsbcc:          0 sndsbmbcnt:          0 sndsbmbmax: 131072
      sndsblowat:      2048 sndsbhiwat:          16384
      rcvsbcc:          0 rcvsbmbcnt:          0 rcvsbmbmax: 131072
      rcvsblowat:      1 rcvsbhiwat:          16384
      proc id:          5022 proc name: rpd
      iss: 2123825753   sndup: 2123860662
      snduna: 2123860681 sndnxt: 2123860681   sndwnd: 16384
      sndmax: 2123860681 sndcwnd: 1000 sndsssthresh: 1073725440
      irs: 2555961065   rcvup: 2555995917
      rcvnxt: 2555995917 rcvadv: 2556012301   rcvwnd: 16384

```

```

      rtt:          0      srtt:          3279      rttv:          22
    rxtcur:        1200    rxtshift:        0      rtseq: 2123860662
    rttmin:        1000    mss:           500
    flags: REQ_SCALE RCVD_SCALE REQ_TSTMP RCVD_TSTMP SACK_PERMIT [0x100003e0]
tcp4      0      0 10.255.165.203.179
10.255.165.113.52404 ESTABLISHED
    sndsbcc:        0    sndsbmbcnt:        0    sndsbmbmax:    131072
    sndsblowat:      2048    sndsbhiwat:    16384
    rcvsbcc:        0    rcvsbmbcnt:        0    rcvsbmbmax:    131072
    rcvsblowat:      1    rcvsbhiwat:    16384
    proc id:        0    proc name:
      iss: 1109297190    sndup: 1109332099
    snduna: 1109332118    sndnxt: 1109332118    sndwnd:    16384
    sndmax: 1109332118    sndcwnd:    1000    sndssthresh: 1073725440
    irs: 1476831634    rcvup: 1476866449
    rcvnxt: 1476866449    rcvadv: 1476882833    rcvwnd:    16384
      rtt:          0      srtt:          3235      rttv:          18
    rxtcur:        1200    rxtshift:        0      rtseq: 1109332099
    rttmin:        1000    mss:           500
    flags: REQ_SCALE RCVD_SCALE REQ_TSTMP RCVD_TSTMP SACK_PERMIT [0x3e0]

```

### show system connections lcc (TX Matrix Router)

```
user@host> show system connections lcc 2
```

```
lcc2-re0:
```

```

-----
Active Internet connections (including servers)
Proto Recv-Q Send-Q Local Address      Foreign Address    (state)
tcp4      0      0 192.0.2.131.1342  192.0.2.130.23    ESTABLISHED
tcp4      0      0 192.0.2.131.2059  192.0.2.130.23    ESTABLISHED
tcp4      0      0 192.0.2.131.4571  192.0.2.130.23    ESTABLISHED
tcp4      0      0 192.0.2.131.2496  192.0.2.130.23    ESTABLISHED
tcp4      0      0 *.3221            *.*                LISTEN
tcp4      0      0 *.23              *.*                LISTEN
tcp4      0      0 *.22              *.*                LISTEN
tcp4      0      0 *.514             *.*                LISTEN
tcp4      0      0 *.513             *.*                LISTEN
tcp4      0      0 *.21              *.*                LISTEN
tcp4      0      0 *.79              *.*                LISTEN
tcp4      0      0 *.6234            *.*                LISTEN
udp4      0      0 *.514             *.*
udp4      0      0 *.6333            *.*
```

### show system connections show-routing-instances

```

user@host> show system connections show-routing-instances
Active Internet connections (including servers) (including routing-instances)
Proto Recv-Q Send-Q Local Address      Foreign Address    Routing Instance
(state)
tcp4      0      0 192.0.2.204.23    192.0.2.19.4267   default
ESTABLISHED
tcp4      0      0 192.0.2.204.58540 10.209.7.138.23   default
ESTABLISHED
tcp4      0      0 192.0.2.204.23    192.0.2.19.1098   default
ESTABLISHED
tcp4      0      0 192.0.2.1.57668   192.0.2.1.179     default
ESTABLISHED
tcp4      0      0 192.0.2.1.179     192.0.2.1.49209   default
ESTABLISHED

```

```

tcp4      0      0 192.0.2.1.6234      192.0.2.17.1024
__juniper_private1__ ESTABLISHED
tcp4      0      0 192.0.2.4.9000      192.0.24.59103
__juniper_private1__ ESTABLISHED
tcp4      0      0 1192.0.2.4.59103    192.0.2.4.9000
__juniper_private1__ ESTABLISHED
tcp4      0      0 *.32012             *.*
__juniper_private1__ LISTEN
tcp4      0      0 *.9000              *.*
__juniper_private1__ LISTEN
tcp4      0      0 *.33007             *.*
__juniper_private2__ LISTEN
tcp46     0      0 *.179               *.*
LISTEN
tcp4      0      0 *.179               *.*
LISTEN
tcp4      0      0 *.6154              *.*
__juniper_private1__ LISTEN
tcp4      0      0 *.6153              *.*
__juniper_private1__ LISTEN
tcp4      0      0 *.7000              *.*
__juniper_private1__ LISTEN
tcp4      0      0 *.6152              *.*
__juniper_private1__ LISTEN
tcp4      0      0 *.6156              *.*
__juniper_private1__ LISTEN
tcp4      0      0 *.33005             *.*
__juniper_private2__ LISTEN
tcp4      0      0 *.31343             *.*
__juniper_private1__ LISTEN
tcp4      0      0 *.31341             *.*
__juniper_private1__ LISTEN
tcp4      0      0 *.32003             *.*
__juniper_private2__ LISTEN
tcp4      0      0 *.666               *.*
__juniper_private1__ LISTEN
tcp4      0      0 *.38                *.*
__juniper_private1__ LISTEN
tcp4      0      0 *.3221              *.*
LISTEN

```

default

default

default

#### show system connections (TX Matrix Plus Router)

```

user@host> show system connections
sfc0-re0:
-
Active Internet connections (including servers)
Proto Recv-Q Send-Q Local Address           Foreign Address
      (state)
tcp4      0      3 192.0.2.11.23           192.0.2.19.3565
      ESTABLISHED
tcp4      0      0 192.0.2.11.23           192.0.2.204.62719
      ESTABLISHED
tcp4      0      0 192.0.2.11.23           1192.0.2.199.51255
      ESTABLISHED
tcp4      0      0 1192.0.2.11.23          1192.0.2.227.42860
      ESTABLISHED
tcp4      0      0 *.6156                 *.*
      LISTEN
tcp4      0      0 192.0.2.4.32012         192.0.2.5.58935
      ESTABLISHED

```

tcp4	0	0	*.32012		*.*
				LISTEN	
tcp4	0	0	*.33007		*.*
				LISTEN	
tcp4	0	0	*.666		*.*
				LISTEN	
tcp4	0	0	192.0.2.4.6161		192.0.2.5.62026
				ESTABLISHED	
tcp4	0	0	*.33005		*.*
				LISTEN	
tcp4	0	0	192.0.2.4.9000		192.0.2.4.51611
				ESTABLISHED	
tcp4	0	0	192.0.2.4.51611		192.0.2.4.9000
				ESTABLISHED	
tcp4	0	0	*.6151		*.*
				LISTEN	
tcp4	0	0	*.6154		*.*
				LISTEN	
tcp4	0	0	*.6153		*.*
				LISTEN	
tcp4	0	0	*.31343		*.*
				LISTEN	
tcp4	0	0	*.31341		*.*
				LISTEN	
tcp4	0	0	*.9000		*.*
				LISTEN	
tcp4	0	0	*.6152		*.*
				LISTEN	
tcp4	0	0	*.32003		*.*
				LISTEN	
tcp4	0	0	*.33009		*.*
				LISTEN	
tcp4	0	0	*.3221		*.*
				LISTEN	
tcp4	0	0	*.23		*.*
				LISTEN	
tcp4	0	0	*.22		*.*
				LISTEN	
tcp4	0	0	*.514		*.*
				LISTEN	
tcp4	0	0	*.513		*.*
				LISTEN	
tcp4	0	0	*.21		*.*
				LISTEN	
tcp4	0	0	*.79		*.*
				LISTEN	
tcp4	0	0	*.514		*.*
				LISTEN	
tcp4	0	0	*.513		*.*
				LISTEN	
tcp4	0	0	*.6234		*.*
				LISTEN	
udp4	0	0	192.0.2.1.123		*.*
udp4	0	0	10.255.178.11.123		*.*
udp4	0	0	*.123		*.*
udp46	0	0	*.514		*.*
udp4	0	0	*.514		*.*
udp46	0	0	*.62027		*.*
udp4	0	0	*.59363		*.*
udp4	0	0	*.31342		*.*
udp46	0	0	*.161		*.*

```

udp4      0      0 *.161      *.
udp4      0      0 *.31340    *.
udp4      0      0 *.31340    *.
udp46     0      0 *.49152    *.
udp46     0      0 *.4784     *.
udp46     0      0 *.3784     *.
udp4      0      0 *.49152    *.
udp4      0      0 *.4784     *.
udp4      0      0 *.3784     *.
udp4      0      0 *.6333     *.
ip4       0      0 *.        *.
ip4       0      0 *.        *.

```

lcc0-re0:

-

Active Internet connections (including servers)

Proto	Recv-Q	Send-Q	Local Address	Foreign Address
			(state)	
tcp4	0	0	192.0.2.3.23 ESTABLISHED	192.0.2.227.50399
tcp4	0	0	*.6234 LISTEN	*. *
tcp4	0	0	*.7000 LISTEN	*. *
tcp4	0	0	*.9000 LISTEN	*. *
tcp4	0	0	*.33009 LISTEN	*. *
tcp4	0	0	*.3221 LISTEN	*. *
tcp4	0	0	*.23 LISTEN	*. *
tcp4	0	0	*.22 LISTEN	*. *
tcp4	0	0	*.514 LISTEN	*. *
tcp4	0	0	*.513 LISTEN	*. *
tcp4	0	0	*.21 LISTEN	*. *
tcp4	0	0	*.79 LISTEN	*. *
tcp4	0	0	*.514 LISTEN	*. *
tcp4	0	0	*.513 LISTEN	*. *
udp46	0	0	*.514	*. *
udp4	0	0	*.514	*. *
udp46	0	0	*.59924	*. *
udp4	0	0	*.59412	*. *
udp46	0	0	*.161	*. *
udp4	0	0	*.161	*. *
udp4	0	0	*.31342	*. *
udp4	0	0	*.6333	*. *

lcc1-re0:

-

Active Internet connections (including servers)

Proto	Recv-Q	Send-Q	Local Address	Foreign Address
			(state)	
tcp4	0	0	*.6234	*. *

```

tcp4      0      0 *.7000    LISTEN      *. *
tcp4      0      0 *.9000    LISTEN      *. *
tcp4      0      0 *.3221    LISTEN      *. *
tcp4      0      0 *.23      LISTEN      *. *
tcp4      0      0 *.22      LISTEN      *. *
tcp4      0      0 *.514     LISTEN      *. *
tcp4      0      0 *.513     LISTEN      *. *
tcp4      0      0 *.21      LISTEN      *. *
tcp4      0      0 *.79      LISTEN      *. *
tcp4      0      0 *.514     LISTEN      *. *
tcp4      0      0 *.513     LISTEN      *. *
tcp4      0      0 *.33009   LISTEN      *. *
udp46     0      0 *.514     *. *
udp4      0      0 *.514     *. *
udp46     0      0 *.59924   *. *
udp4      0      0 *.59412   *. *
udp4      0      0 *.31342   *. *
udp46     0      0 *.161     *. *
udp4      0      0 *.161     *. *
udp4      0      0 *.6333    *. *

lcc2-re0:
-
Active Internet connections (including servers)
Proto Recv-Q Send-Q Local Address           Foreign Address
      (state)
tcp4      0      0 *.6234      *. *
tcp4      0      0 *.7000      LISTEN      *. *
tcp4      0      0 *.9000      LISTEN      *. *
tcp4      0      0 *.33009     LISTEN      *. *
tcp4      0      0 *.3221      LISTEN      *. *
tcp4      0      0 *.23        LISTEN      *. *
tcp4      0      0 *.22        LISTEN      *. *
tcp4      0      0 *.514       LISTEN      *. *
...

```

### show system connections sfc (TX Matrix Plus Router)

```

user@host> show system connections sfc 0
sfc0-re0:
-

```

```

Active Internet connections (including servers)
Proto Recv-Q Send-Q Local Address           Foreign Address
      (state)
tcp4      0      0 192.0.2.4.514           192.0.2.4.952
      TIME_WAIT
tcp4      0      0 1192.0.2.4.514          192.0.2.4.694
      TIME_WAIT
tcp4      0      0 192.0.2.4.514           192.0.2.4.860
      TIME_WAIT
tcp4      0      0 192.0.2.4.514           192.0.2.4.716
      TIME_WAIT
tcp4      0      0 192.0.2.4.996           192.0.2.4.514
      TIME_WAIT
tcp4      0      0 192.0.2.4.798           192.0.2.4.514
      TIME_WAIT
tcp4      0      0 192.0.2.4.995           192.0.2.4.514
      TIME_WAIT
tcp4      0      0 192.0.2.4.895           192.0.2.4.514
      TIME_WAIT
tcp4      0      0 192.0.2.11.21           192.0.2.64662
      TIME_WAIT
tcp4      0      0 192.0.2.204.51612       TIME_WAIT
tcp4      0      0 *.6156                  *.*
      LISTEN
tcp4      0      0 *.9000                   *.*
      LISTEN
tcp4      0      0 *.666                    *.*
      LISTEN
tcp4      0      2 192.0.2.11.23           192.0.2.19.3565
      ESTABLISHED
tcp4      0      0 192.0.2.11.23           192.0.2.204.62719
      ESTABLISHED
tcp4      0      0 192.0.2.11.23           192.0.2.199.51255
      ESTABLISHED
tcp4      0      0 192.0.2.11.23           1192.0.227.42860
      ESTABLISHED
tcp4      0      0 192.0.2.4.32012         192.0.2.5.58935
      ESTABLISHED
tcp4      0      0 *.32012                  *.*
      LISTEN
tcp4      0      0 *.33007                  *.*
      LISTEN
tcp4      0 1432 192.0.2.4.6161          192.0.2.5.62026
      ESTABLISHED
tcp4      0      0 *.33005                  *.*
      LISTEN
tcp4      0      0 192.0.2.4.9000           192.0.2.4.51611
      FIN_WAIT_2
tcp4      0      0 192.0.2.4.51611         192.0.2.4.9000
      CLOSE_WAIT
tcp4      0      0 *.6151                   *.*
      LISTEN
tcp4      0      0 *.6154                   *.*
      LISTEN
tcp4      0      0 *.6153                   *.*
      LISTEN
tcp4      0      0 *.31343                  *.*
      LISTEN
tcp4      0      0 *.31341                  *.*
      LISTEN

```

```

tcp4      0      0 *.6152          *.*
          LISTEN
tcp4      0      0 *.32003         *.*
          LISTEN
tcp4      0      0 *.33009         *.*
          LISTEN
tcp4      0      0 *.3221          *.*
          LISTEN
tcp4      0      0 *.23            *.*
          LISTEN
tcp4      0      0 *.22            *.*
          LISTEN
tcp4      0      0 *.514           *.*
          LISTEN
tcp4      0      0 *.513           *.*
          LISTEN
tcp4      0      0 *.21            *.*
          LISTEN
tcp4      0      0 *.79            *.*
          LISTEN
tcp4      0      0 *.514           *.*
          LISTEN
tcp4      0      0 *.513           *.*
          LISTEN
tcp4      0      0 *.6234          *.*
          LISTEN
udp4      0      0 127.0.0.1.123   *.*
udp4      0      0 10.255.178.11.123 *.*
udp4      0      0 *.123           *.*
udp46     0      0 *.514           *.*
udp4      0      0 *.514           *.*
udp46     0      0 *.50895         *.*
udp4      0      0 *.50794         *.*
udp4      0      0 *.31342         *.*
udp46     0      0 *.161           *.*
udp4      0      0 *.161           *.*
udp4      0      0 *.31340         *.*
udp4      0      0 *.31340         *.*
udp46     0      0 *.49152         *.*
udp46     0      0 *.4784          *.*
udp46     0      0 *.3784          *.*
udp4      0      0 *.49152         *.*
udp4      0      0 *.4784          *.*
udp4      0      0 *.3784          *.*
udp4      0      0 *.6333          *.*
ip4       104    0 *.*             *.*
ip4       0      0 *.*             *.*
ip4       0      0 *.*             *.*

```

#### show system connections show-routing-instances (TX Matrix Plus Router)

```

user@host> show system connections show-routing-instances
sfc0-re0:
-
Active Internet connections (including servers) (including routing-instances)
Proto Recv-Q Send-Q Local Address           Routing Instance      (state) Foreign Address
tcp4      0      0 *.6156               __juniper_private1__ LISTEN                *.*
tcp4      0      0 *.9000               __juniper_private1__ LISTEN                *.*

```



```

tcp4      0      0 *.666          __juniper_private1__ LISTEN      *. *
tcp4      0      2 192.168.178.11.23 default      ESTABLISHED
172.17.28.19.3565
tcp4      0      0 192.168.178.11.23 default      ESTABLISHED
172.17.28.204.62719
tcp4      0      0 192.168.178.11.23 default      ESTABLISHED
192.168.69.199.51255
tcp4      0      0 192.168.178.11.23 default      ESTABLISHED
172.24.26.227.42860
tcp4      0      0 162.0.0.4.32012 __juniper_private1__ ESTABLISHED 162.0.0.5.58935
tcp4      0      0 *.32012        __juniper_private1__ LISTEN      *. *
tcp4      0      0 *.33007        __juniper_private2__ LISTEN      *. *
tcp4      0      0 162.0.0.4.6161 __juniper_private1__ ESTABLISHED 162.0.0.5.62026
tcp4      0      0 *.33005        __juniper_private2__ LISTEN      *. *
tcp4      0      0 162.0.0.4.9000 __juniper_private1__ FIN_WAIT_2 162.0.0.4.51611
tcp4      0      0 162.0.0.4.51611 __juniper_private1__ CLOSE_WAIT 162.0.0.4.9000
tcp4      0      0 *.6151         __juniper_private1__ LISTEN      *. *
tcp4      0      0 *.6154         __juniper_private1__ LISTEN      *. *
tcp4      0      0 *.6153         __juniper_private1__ LISTEN      *. *
tcp4      0      0 *.31343        __juniper_private1__ LISTEN      *. *
tcp4      0      0 *.31341        __juniper_private1__ LISTEN      *. *
tcp4      0      0 *.6152         __juniper_private1__ LISTEN      *. *
tcp4      0      0 *.32003        __juniper_private2__ LISTEN      *. *
tcp4      0      0 *.33009        __juniper_private2__ LISTEN      *. *
tcp4      0      0 *.3221         default      LISTEN      *. *
tcp4      0      0 *.23           default      LISTEN      *. *
tcp4      0      0 *.22           default      LISTEN      *. *
tcp4      0      0 *.514          default      LISTEN      *. *
tcp4      0      0 *.513          default      LISTEN      *. *
tcp4      0      0 *.21           default      LISTEN      *. *
tcp4      0      0 *.79           default      LISTEN      *. *
tcp4      0      0 *.514          __juniper_private1__ LISTEN      *. *
tcp4      0      0 *.513          __juniper_private1__ LISTEN      *. *
tcp4      0      0 *.6234        __juniper_private1__ LISTEN      *. *
udp4      0      0 127.0.0.1.123

```

```

                                default
udp4      0      0 10.255.178.11.123             *. *
                                default
udp4      0      0 *.123                         *. *
                                default
udp46     0      0 *.514                         *. *
                                default
udp4      0      0 *.514                         *. *
                                default
udp46     0      0 *.50895                      *. *
                                default
udp4      0      0 *.50794                      *. *
                                default
udp4      0      0 *.31342                      *. *
                                __juniper_private1__
udp46     0      0 *.161                        *. *
                                default
udp4      0      0 *.161                        *. *
                                default
udp4      0      0 *.31340                      *. *
                                __juniper_private2__
udp4      0      0 *.31340                      *. *
                                __juniper_private1__
udp46     0      0 *.49152                      *. *
                                default
udp46     0      0 *.4784                       *. *
                                default
udp46     0      0 *.3784                       *. *
                                default
udp4      0      0 *.49152                      *. *
                                default
udp4      0      0 *.4784                       *. *
                                default
udp4      0      0 *.3784                       *. *
                                default
udp4      0      0 *.6333                      *. *
                                __juniper_private1__
ip4       0      0 *. *                         *. *
                                default
ip4       0      0 *. *                         *. *
                                default
ip4       0      0 *. *                         *. *
                                default

```

lcc0-re0:

-

Active Internet connections (including servers) (including routing-instances)

Proto	Recv-Q	Send-Q	Local Address	Routing Instance	(state)	Foreign Address
tcp4	0	0	*.7000			*. *
				__juniper_private1__	LISTEN	
tcp4	0	0	192.0.2.3.23			192.0.2.227.50399
			default		ESTABLISHED	
tcp4	0	0	*.6234			*. *
				__juniper_private1__	LISTEN	
tcp4	0	0	*.9000			*. *
				__juniper_private1__	LISTEN	
tcp4	0	0	*.33009			*. *
				__juniper_private2__	LISTEN	
tcp4	0	0	*.3221			*. *
				default	LISTEN	

```

tcp4      0      0 *.23      default    LISTEN     *.*
tcp4      0      0 *.22      default    LISTEN     *.*
tcp4      0      0 *.514     default    LISTEN     *.*
tcp4      0      0 *.513     default    LISTEN     *.*
tcp4      0      0 *.21      default    LISTEN     *.*
tcp4      0      0 *.79      default    LISTEN     *.*
tcp4      0      0 *.514     __juniper_private1__ LISTEN     *.*
tcp4      0      0 *.513     __juniper_private1__ LISTEN     *.*
udp46     0      0 *.514     default    *.*
udp4      0      0 *.514     default    *.*
udp46     0      0 *.59924   default    *.*
udp4      0      0 *.59412   default    *.*
udp46     0      0 *.161     default    *.*
udp4      0      0 *.161     default    *.*
udp4      0      0 *.31342   default    *.*
udp4      0      0 *.6333    __juniper_private1__ *.*
          __juniper_private1__

```

```
lcc1-re0:
```

```
-
```

Active Internet connections (including servers) (including routing-instances)

Proto	Recv-Q	Send-Q	Local Address	Foreign Address
			Routing Instance	(state)
tcp4	0	0	*.7000	*.*
tcp4	0	0	*.6234	*.*
tcp4	0	0	*.9000	*.*
tcp4	0	0	*.3221	*.*
tcp4	0	0	*.23	*.*
tcp4	0	0	*.22	*.*
tcp4	0	0	*.514	*.*
tcp4	0	0	*.513	*.*
tcp4	0	0	*.21	*.*
tcp4	0	0	*.79	*.*
tcp4	0	0	*.514	*.*
tcp4	0	0	*.513	*.*

```

tcp4      0      0 *.33009    __juniper_private1__ LISTEN      *.*
udp46     0      0 *.514      __juniper_private2__ LISTEN      *.*
udp4      0      0 *.514      default      *.*
udp46     0      0 *.59924    default      *.*
udp4      0      0 *.59412    default      *.*
udp4      0      0 *.31342    default      *.*
udp46     0      0 *.161      __juniper_private1__ *.*
udp4      0      0 *.161      default      *.*
udp4      0      0 *.6333     default      *.*
          0      0          __juniper_private1__

lcc2-re0:
-
Active Internet connections (including servers) (including routing-instances)
Proto Recv-Q Send-Q Local Address           Routing Instance      (state)      Foreign Address
tcp4      0      0 *.7000     __juniper_private1__ LISTEN      *.*
tcp4      0      0 *.6234     __juniper_private1__ LISTEN      *.*
tcp4      0      0 *.9000     __juniper_private1__ LISTEN      *.*
tcp4      0      0 *.33009    __juniper_private1__ LISTEN      *.*
tcp4      0      0 *.3221     __juniper_private2__ LISTEN      *.*
tcp4      0      0 *.23       default          LISTEN      *.*
tcp4      0      0 *.22       default          LISTEN      *.*
tcp4      0      0 *.514      default          LISTEN      *.*
tcp4      0      0 *.513      default          LISTEN      *.*
tcp4      0      0 *.21       default          LISTEN      *.*
tcp4      0      0 *.79       default          LISTEN      *.*
tcp4      0      0 *.514      __juniper_private1__ LISTEN      *.*
tcp4      0      0 *.513      __juniper_private1__ LISTEN      *.*
udp46     0      0 *.514      default          *.*
udp4      0      0 *.514      default          *.*
udp4      0      0 *.31342    __juniper_private1__ *.*
udp46     0      0 *.62103    default          *.*
udp4      0      0 *.59924    default          *.*

```

```

udp46      0      0 *.161                      *. *
                        default
udp4        0      0 *.161                      *. *
                        default
udp4        0      0 *.6333                    *. *
                        __juniper_private1__

lcc3-re0:
-
Active Internet connections (including servers) (including routing-instances)
Proto Recv-Q Send-Q Local Address           Foreign Address
Routing Instance         (state)
tcp4      0      0 *.7000                  *. *
                        __juniper_private1__ LISTEN
tcp4      0      0 *.6234                  *. *
                        __juniper_private1__ LISTEN
tcp4      0      0 *.9000                  *. *
                        __juniper_private1__ LISTEN
tcp4      0      0 *.33009                 *. *
                        __juniper_private2__ LISTEN
tcp4      0      0 *.3221                  *. *
                        default          LISTEN
tcp4      0      0 *.23                    *. *
                        default          LISTEN
tcp4      0      0 *.22                    *. *
                        default          LISTEN
tcp4      0      0 *.514                   *. *
                        default          LISTEN
tcp4      0      0 *.513                   *. *
                        default          LISTEN
tcp4      0      0 *.21                    *. *
                        default          LISTEN
tcp4      0      0 *.79                    *. *
                        default          LISTEN
tcp4      0      0 *.514                   *. *
                        __juniper_private1__ LISTEN
tcp4      0      0 *.513                   *. *
                        __juniper_private1__ LISTEN
udp46     0      0 *.514                   *. *
                        default
udp4       0      0 *.514                   *. *
                        default
udp46     0      0 *.62103                 *. *
                        default
udp4       0      0 *.59924                 *. *
                        default
udp4       0      0 *.31342                 *. *
                        __juniper_private1__
udp46     0      0 *.161                   *. *
                        default
udp4       0      0 *.161                   *. *
                        default
udp4       0      0 *.6333                  *. *
                        __juniper_private1__

```

## show system name-resolution

**Syntax**    `show system name-resolution`

**Release Information**    Command introduced in Junos OS Release 9.6.

**Description**    Display hostname-to-IP-address mappings.

**Options**    This command has no options.

**Required Privilege Level**    view

**Output Fields**    [Table 11 on page 508](#) lists the output fields for the `show system name-resolution` command. Output fields are listed in the approximate order in which they appear.

**Table 11: show system name-resolution Output Fields**

Field Name	Field Description
Last update	Date and time when the hostname-to-IP address mapping were last resolved.
Refresh interval	Interval for refreshing the cache with the updated hostname-to-IP address mappings.
Addresses	Resolved IP addresses based on the hostname-to-IP address mappings.
Error	Error message displayed if there is a DNS hostname lookup failure.
Last change	Timestamp for the last change in the hostname-to-IP address mappings.

## show system name-resolution

```
user@host> show system name-resolution
```

```
Hostname to IP-address mappings:
```

```
-----
Last update: Mon Sep 29 18:42:21 2008
Refresh interval: 600 secs
Host: ntp1
  Addresses:
    3.3.3.11
  Last change: Mon Sep 29 18:42:20 2008
Host: radauth1
  Error: Host name lookup failure
Last change: Mon Sep 29 18:42:20 2008
Host: radacct1
  Error: Host name lookup failure
Host: snmp1
  Addresses:
    4.4.4.1
    4.4.4.2
```

```
Last change: Mon Sep 29 18:45:20 2008
Host: sys1
Addresses:
  192.168.68.69
Last change: Mon Sep 29 18:42:21 2008
```

## show version

---

<b>List of Syntax</b>	<a href="#">Syntax on page 510</a> <a href="#">Syntax (EX Series Switches) on page 510</a> <a href="#">Syntax (TX Matrix Router) on page 510</a> <a href="#">Syntax (TX Matrix Plus Router) on page 510</a> <a href="#">Syntax (MX Series Router) on page 510</a> <a href="#">Syntax (QFX Series) on page 510</a> <a href="#">Syntax (ACX5048 and ACX5096 Routers) on page 510</a>
<b>Syntax</b>	show version <brief   detail>
<b>Syntax (EX Series Switches)</b>	show version <all-members> <brief   detail> <local> <member <i>member-id</i> >
<b>Syntax (TX Matrix Router)</b>	show version <brief   detail> <all-chassis   all-lcc   lcc <i>number</i>   scc>
<b>Syntax (TX Matrix Plus Router)</b>	show version <all-chassis   all-lcc   lcc <i>number</i>   sfc <i>number</i> > <brief   detail>
<b>Syntax (MX Series Router)</b>	show version <brief   detail> <all-members> <local> <member <i>member-id</i> >
<b>Syntax (QFX Series)</b>	show version <brief   detail> <component <i>component-name</i>   all>
<b>Syntax (ACX5048 and ACX5096 Routers)</b>	show version <brief   detail>
<b>Release Information</b>	Command introduced before Junos OS Release 7.4. Command introduced in Junos OS Release 9.0 for EX Series switches. sfc option introduced for the TX Matrix Plus router in Junos OS Release 9.6. Command introduced in Junos OS Release 11.1 for the QFX Series. Command introduced in Junos OS Release 15.1X54-D20 for ACX5048 and ACX5096 Routers.



**Description** Display the hostname and version information about the software running on the router or switch.

Beginning in Junos OS Release 13.3, the **show version** command output includes the **Junos** field that displays the Junos OS version running on the device. This field provides a consistent means of identifying the Junos OS version, rather than extracting that information from the list of installed sub-packages.

**Options** **none**—Display standard information about the hostname and version of the software running on the router or switch.

**brief | detail**—(Optional) Display the specified level of output.

**all-members**—(EX4200 switches and MX Series routers only) (Optional) Display standard information about the hostname and version of the software running on all members of the Virtual Chassis configuration.

**component all**—(QFabric systems only) (Optional) Display the host name and version information about the software running on all the components on the QFabric system.

**component *component-name***—(QFabric systems only) (Optional) Display the host name and version information about the software running on a specific QFabric system component. Replace *component-name* with the name of the QFabric system component. The *component-name* can be the name of a diagnostics Routing Engine, Director group, fabric control Routing Engine, fabric manager Routing Engine, Interconnect device, or Node group.

**local**—(EX4200 switches and MX Series routers only) (Optional) Display standard information about the hostname and version of the software running on the local Virtual Chassis member.

**member *member-id***—(EX4200 switches and MX Series routers only) (Optional) Display standard information about the hostname and version of the software running on the specified member of the Virtual Chassis configuration. For EX4200 switches, replace *member-id* with a value from 0 through 9. For an MX Series Virtual Chassis, replace *member-id* with a value of 0 or 1.

**scc**—(TX Matrix routers only) (Optional) Display the hostname and version information about the software running on the TX Matrix router (or switch-card chassis).

**lcc *number***—(TX Matrix routers and TX Matrix Plus routers only) (Optional) On a TX Matrix router, display the host name and version information about the software running on for a specified T640 router (line-card chassis or LCC) that is connected to the TX Matrix router. On a TX Matrix Plus router, display the host name and version information about the software running for a specified T1600 or T4000 router (LCC) that is connected to the TX Matrix Plus router.

Replace *number* with the following values depending on the LCC configuration:

- 0 through 3, when T640 routers are connected to a TX Matrix router in a routing matrix.
- 0 through 3, when T1600 routers are connected to a TX Matrix Plus router in a routing matrix.
- 0 through 7, when T1600 routers are connected to a TX Matrix Plus router with 3D SIBs in a routing matrix.
- 0, 2, 4, or 6, when T4000 routers are connected to a TX Matrix Plus router with 3D SIBs in a routing matrix.

**sfc *number***—(TX Matrix Plus routers only) (Optional) Display the hostname and version information about the software running on the TX Matrix Plus router (or switch-fabric chassis). Replace *number* with 0.

**Additional Information** By default, when you issue the **show version** command on a TX Matrix or TX Matrix Plus master Routing Engine, the command is broadcast to all the T640 (in a routing matrix based on a TX Matrix router) or T1600 or T4000 (in a routing matrix based on a TX Matrix Plus router) master Routing Engines connected to it. Likewise, if you issue the same command on the TX Matrix or TX Matrix Plus backup Routing Engine, the command is broadcast to all the T640 (in a routing matrix based on a TX Matrix router) or T1600 or T4000 (in a routing matrix based on a TX Matrix Plus router) backup Routing Engines that are connected to it.

**Required Privilege Level**

view

**List of Sample Output** [show version \(Devices Running Junos OS Release 13.3 and Later\) on page 513](#)  
[show version on page 513](#)  
[show version \(TX Matrix Plus Router\) on page 514](#)  
[show version \(TX Matrix Plus Router with 3D SIBs\) on page 516](#)  
[show version \(MX Series Router\) on page 520](#)  
[show version \(QFX3500 Switch\) on page 520](#)  
[show version \(QFabric System\) on page 520](#)  
[show version component all \(QFabric System\) on page 521](#)  
[show version \(ACX5048 Router\) on page 522](#)  
[show version \(ACX5096 Router\) on page 523](#)

## Sample Output

### show version (Devices Running Junos OS Release 13.3 and Later)

The following output is from the MX240 Router and shows the **Junos** field introduced in Junos OS 13.3. Depending on the platform running Junos OS 13.3, you might see different installed sub-packages, but the **Junos** field is common across all platforms that run Junos OS 13.3 and later.

```
user@host > show version
Hostname: lab
Model: mx240
Junos: 13.3R1.4
JUNOS Base OS boot [13.3R1.4]
JUNOS Base OS Software Suite [13.3R1.4]
JUNOS Kernel Software Suite [13.3R1.4]
JUNOS Crypto Software Suite [13.3R1.4]
JUNOS Packet Forwarding Engine Support (M/T/EX Common) [13.3R1.4]
JUNOS Packet Forwarding Engine Support (MX Common) [13.3R1.4]
JUNOS Online Documentation [13.3R1.4]
JUNOS Services AACL Container package [13.3R1.4]
JUNOS Services Application Level Gateways [13.3R1.4]
JUNOS AppId Services [13.3R1.4]
JUNOS Border Gateway Function package [13.3R1.4]
JUNOS Services Captive Portal and Content Delivery Container package [13.3R1.4]
JUNOS Services HTTP Content Management package [13.3R1.4]
JUNOS IDP Services [13.3R1.4]
JUNOS Services Jflow Container package [13.3R1.4]
JUNOS Services LL-PDF Container package [13.3R1.4]
JUNOS Services MobileNext Software package [13.3R1.4]
JUNOS Services Mobile Subscriber Service Container package [13.3R1.4]
JUNOS Services NAT [13.3R1.4]
JUNOS Services PTSP Container package [13.3R1.4]
JUNOS Services RPM [13.3R1.4]
JUNOS Services Stateful Firewall [13.3R1.4]
JUNOS Voice Services Container package [13.3R1.4]
JUNOS Services Crypto [13.3R1.4]
JUNOS Services SSL [13.3R1.4]
JUNOS Services IPSec [13.3R1.4]
JUNOS platform Software Suite [13.3R1.4]
JUNOS Runtime Software Suite [13.3R1.4]
JUNOS Routing Software Suite [13.3R1.4]
JUNOS py-base-i386 [13.3R1.4]
```

### show version

```
user@host> show version
Hostname: router1
Model: m20
JUNOS Base OS boot [7.2-20050312.0]
JUNOS Base OS Software Suite [7.2-20050312.0]
JUNOS Kernel Software Suite [7.2R1.7]
JUNOS Packet Forwarding Engine Support (M20/M40) [7.2R1.7]
JUNOS Routing Software Suite [7.2R1.7]
JUNOS Online Documentation [7.2R1.7]
JUNOS Crypto Software Suite [7.2R1.7]
```

```
{master}
```

```
user@host> show version psd 1
psd1-re0:
-----
Hostname: china
Model: t640
JUNOS Base OS boot [9.1I20080311_1959_builder]
JUNOS Base OS Software Suite [9.1-20080321.0]
JUNOS Kernel Software Suite [9.1-20080321.0]
JUNOS Crypto Software Suite [9.1-20080321.0]
JUNOS Packet Forwarding Engine Support (M/T Common) [9.1-20080321.0]
JUNOS Packet Forwarding Engine Support (T-series) [9.1-20080321.0]
JUNOS Online Documentation [9.1-20080321.0]
JUNOS Routing Software Suite [9.1-20080321.0]
labpkg [7.0]
```

### show version (TX Matrix Plus Router)

```
user@host> show version
sfc0-re0:
-----
Hostname: host
Model: txp
JUNOS Base OS boot [12.3-20121019.0]
JUNOS Base OS Software Suite [12.3-20121019.0]
JUNOS Kernel Software Suite [12.3-20121019.0]
JUNOS Crypto Software Suite [12.3-20121019.0]
JUNOS Packet Forwarding Engine Support (M/T Common) [12.3-20121019.0]
JUNOS Packet Forwarding Engine Support (T-Series) [12.3-20121019.0]
JUNOS Online Documentation [12.3-20121019.0]
JUNOS Services AACL Container package [12.3-20121019.0]
JUNOS Services Application Level Gateways [12.3-20121019.0]
JUNOS AppId Services [12.3-20121019.0]
JUNOS Border Gateway Function package [12.3-20121019.0]
JUNOS Services Captive Portal and Content Delivery Container package
[12.3-20121019.0]
JUNOS Services HTTP Content Management package [12.3-20121019.0]
JUNOS IDP Services [12.3-20121019.0]
JUNOS Services LL-PDF Container package [12.3-20121019.0]
JUNOS Services NAT [12.3-20121019.0]
JUNOS Services PTSP Container package [12.3-20121019.0]
JUNOS Services RPM [12.3-20121019.0]
JUNOS Services Stateful Firewall [12.3-20121019.0]
JUNOS Voice Services Container package [12.3-20121019.0]
JUNOS Services Example Container package [12.3-20121019.0]
JUNOS Services Crypto [12.3-20121019.0]
JUNOS Services SSL [12.3-20121019.0]
JUNOS Services IPSec [12.3-20121019.0]
JUNOS Runtime Software Suite [12.3-20121019.0]
JUNOS Routing Software Suite [12.3-20121019.0]

lcc0-re0:
-----
Hostname: host1
Model: t1600
JUNOS Base OS boot [12.3-20121019.0]
JUNOS Base OS Software Suite [12.3-20121019.0]
JUNOS Kernel Software Suite [12.3-20121019.0]
JUNOS Crypto Software Suite [12.3-20121019.0]
JUNOS Packet Forwarding Engine Support (M/T Common) [12.3-20121019.0]
JUNOS Packet Forwarding Engine Support (T-Series) [12.3-20121019.0]
JUNOS Online Documentation [12.3-20121019.0]
```

```

JUNOS Services AACL Container package [12.3-20121019.0]
JUNOS Services Application Level Gateways [12.3-20121019.0]
JUNOS AppId Services [12.3-20121019.0]
JUNOS Border Gateway Function package [12.3-20121019.0]
JUNOS Services Captive Portal and Content Delivery Container package
[12.3-20121019.0]
JUNOS Services HTTP Content Management package [12.3-20121019.0]
JUNOS IDP Services [12.3-20121019.0]
JUNOS Services LL-PDF Container package [12.3-20121019.0]
JUNOS Services NAT [12.3-20121019.0]
JUNOS Services PTSP Container package [12.3-20121019.0]
JUNOS Services RPM [12.3-20121019.0]
JUNOS Services Stateful Firewall [12.3-20121019.0]
JUNOS Voice Services Container package [12.3-20121019.0]
JUNOS Services Example Container package [12.3-20121019.0]
JUNOS Services Crypto [12.3-20121019.0]
JUNOS Services SSL [12.3-20121019.0]
JUNOS Services IPSec [12.3-20121019.0]
JUNOS Runtime Software Suite [12.3-20121019.0]
JUNOS Routing Software Suite [12.3-20121019.0]

```

```
lcc1-re0:
```

```

-----
Hostname: host2
Model: t1600
JUNOS Base OS boot [12.3-20121019.0]
JUNOS Base OS Software Suite [12.3-20121019.0]
JUNOS Kernel Software Suite [12.3-20121019.0]
JUNOS Crypto Software Suite [12.3-20121019.0]
JUNOS Packet Forwarding Engine Support (M/T Common) [12.3-20121019.0]
JUNOS Packet Forwarding Engine Support (T-Series) [12.3-20121019.0]
JUNOS Online Documentation [12.3-20121019.0]
JUNOS Services AACL Container package [12.3-20121019.0]
JUNOS Services Application Level Gateways [12.3-20121019.0]
JUNOS AppId Services [12.3-20121019.0]
JUNOS Border Gateway Function package [12.3-20121019.0]
JUNOS Services Captive Portal and Content Delivery Container package
[12.3-20121019.0]
JUNOS Services HTTP Content Management package [12.3-20121019.0]
JUNOS IDP Services [12.3-20121019.0]
JUNOS Services LL-PDF Container package [12.3-20121019.0]
JUNOS Services NAT [12.3-20121019.0]
JUNOS Services PTSP Container package [12.3-20121019.0]
JUNOS Services RPM [12.3-20121019.0]
JUNOS Services Stateful Firewall [12.3-20121019.0]
JUNOS Voice Services Container package [12.3-20121019.0]
JUNOS Services Example Container package [12.3-20121019.0]
JUNOS Services Crypto [12.3-20121019.0]
JUNOS Services SSL [12.3-20121019.0]
JUNOS Services IPSec [12.3-20121019.0]
JUNOS Runtime Software Suite [12.3-20121019.0]
JUNOS Routing Software Suite [12.3-20121019.0]

```

```
lcc2-re0:
```

```

-----
Hostname: host3
Model: t1600
JUNOS Base OS boot [12.3-20121019.0]
JUNOS Base OS Software Suite [12.3-20121019.0]
JUNOS Kernel Software Suite [12.3-20121019.0]
JUNOS Crypto Software Suite [12.3-20121019.0]

```

```
JUNOS Packet Forwarding Engine Support (M/T Common) [12.3-20121019.0]
JUNOS Packet Forwarding Engine Support (T-Series) [12.3-20121019.0]
JUNOS Online Documentation [12.3-20121019.0]
JUNOS Services AACL Container package [12.3-20121019.0]
JUNOS Services Application Level Gateways [12.3-20121019.0]
JUNOS AppId Services [12.3-20121019.0]
JUNOS Border Gateway Function package [12.3-20121019.0]
JUNOS Services Captive Portal and Content Delivery Container package
[12.3-20121019.0]
JUNOS Services HTTP Content Management package [12.3-20121019.0]
JUNOS IDP Services [12.3-20121019.0]
JUNOS Services LL-PDF Container package [12.3-20121019.0]
JUNOS Services NAT [12.3-20121019.0]
JUNOS Services PTSP Container package [12.3-20121019.0]
JUNOS Services RPM [12.3-20121019.0]
JUNOS Services Stateful Firewall [12.3-20121019.0]
JUNOS Voice Services Container package [12.3-20121019.0]
JUNOS Services Example Container package [12.3-20121019.0]
JUNOS Services Crypto [12.3-20121019.0]
JUNOS Services SSL [12.3-20121019.0]
JUNOS Services IPSec [12.3-20121019.0]
JUNOS Runtime Software Suite [12.3-20121019.0]
JUNOS Routing Software Suite [12.3-20121019.0]
```

```
lcc3-re0:
```

```
-----
Hostname: host4
Model: t1600
JUNOS Base OS boot [12.3-20121019.0]
JUNOS Base OS Software Suite [12.3-20121019.0]
JUNOS Kernel Software Suite [12.3-20121019.0]
JUNOS Crypto Software Suite [12.3-20121019.0]
JUNOS Packet Forwarding Engine Support (M/T Common) [12.3-20121019.0]
JUNOS Packet Forwarding Engine Support (T-Series) [12.3-20121019.0]
JUNOS Online Documentation [12.3-20121019.0]
JUNOS Services AACL Container package [12.3-20121019.0]
JUNOS Services Application Level Gateways [12.3-20121019.0]
JUNOS AppId Services [12.3-20121019.0]
JUNOS Border Gateway Function package [12.3-20121019.0]
JUNOS Services Captive Portal and Content Delivery Container package
[12.3-20121019.0]
JUNOS Services HTTP Content Management package [12.3-20121019.0]
JUNOS IDP Services [12.3-20121019.0]
JUNOS Services LL-PDF Container package [12.3-20121019.0]
JUNOS Services NAT [12.3-20121019.0]
JUNOS Services PTSP Container package [12.3-20121019.0]
JUNOS Services RPM [12.3-20121019.0]
JUNOS Services Stateful Firewall [12.3-20121019.0]
JUNOS Voice Services Container package [12.3-20121019.0]
JUNOS Services Example Container package [12.3-20121019.0]
JUNOS Services Crypto [12.3-20121019.0]
JUNOS Services SSL [12.3-20121019.0]
JUNOS Services IPSec [12.3-20121019.0]
JUNOS Runtime Software Suite [12.3-20121019.0]
JUNOS Routing Software Suite [12.3-20121019.0]
```

#### show version (TX Matrix Plus Router with 3D SIBs)

```
user@host>show version
sfc0-re0:
```

```

Hostname: sfc0
Model: txp
JUNOS Base OS boot [13.1-20130306.0]
JUNOS Base OS Software Suite [13.1-20130306.0]
JUNOS Kernel Software Suite [13.1-20130306.0]
JUNOS Crypto Software Suite [13.1-20130306.0]
JUNOS Packet Forwarding Engine Support (M/T Common) [13.1-20130306.0]
JUNOS Packet Forwarding Engine Support (T-Series) [13.1-20130306.0]
JUNOS Online Documentation [13.1-20130306.0]
JUNOS Services ACL Container package [13.1-20130306.0]
JUNOS Services Application Level Gateways [13.1-20130306.0]
JUNOS AppId Services [13.1-20130306.0]
JUNOS Border Gateway Function package [13.1-20130306.0]
JUNOS Services Captive Portal and Content Delivery Container package
[13.1-20130306.0]
JUNOS Services HTTP Content Management package [13.1-20130306.0]
JUNOS IDP Services [13.1-20130306.0]
JUNOS Services Jflow Container package [13.1-20130306.0]
JUNOS Services LL-PDF Container package [13.1-20130306.0]
JUNOS Services MobileNext Software package [13.1-20130306.0]
JUNOS Services Mobile Subscriber Service Container package [13.1-20130306.0]
JUNOS Services NAT [13.1-20130306.0]
JUNOS Services PTSP Container package [13.1-20130306.0]
JUNOS Services RPM [13.1-20130306.0]
JUNOS Services Stateful Firewall [13.1-20130306.0]
JUNOS Voice Services Container package [13.1-20130306.0]
JUNOS Services Example Container package [13.1-20130306.0]
JUNOS Services Crypto [13.1-20130306.0]
JUNOS Services SSL [13.1-20130306.0]
JUNOS Services IPSec [13.1-20130306.0]
JUNOS Runtime Software Suite [13.1-20130306.0]
JUNOS Routing Software Suite [13.1-20130306.0]

```

```
lcc0-re0:
```

```

-----
Hostname: lcc0
Model: t4000
JUNOS Base OS boot [13.1-20130306.0]
JUNOS Base OS Software Suite [13.1-20130306.0]
JUNOS Kernel Software Suite [13.1-20130306.0]
JUNOS Crypto Software Suite [13.1-20130306.0]
JUNOS Packet Forwarding Engine Support (M/T Common) [13.1-20130306.0]
JUNOS Packet Forwarding Engine Support (T-Series) [13.1-20130306.0]
JUNOS Online Documentation [13.1-20130306.0]
JUNOS Services ACL Container package [13.1-20130306.0]
JUNOS Services Application Level Gateways [13.1-20130306.0]
JUNOS AppId Services [13.1-20130306.0]
JUNOS Border Gateway Function package [13.1-20130306.0]
JUNOS Services Captive Portal and Content Delivery Container package
[13.1-20130306.0]
JUNOS Services HTTP Content Management package [13.1-20130306.0]
JUNOS IDP Services [13.1-20130306.0]
JUNOS Services Jflow Container package [13.1-20130306.0]
JUNOS Services LL-PDF Container package [13.1-20130306.0]
JUNOS Services MobileNext Software package [13.1-20130306.0]
JUNOS Services Mobile Subscriber Service Container package [13.1-20130306.0]
JUNOS Services NAT [13.1-20130306.0]
JUNOS Services PTSP Container package [13.1-20130306.0]
JUNOS Services RPM [13.1-20130306.0]
JUNOS Services Stateful Firewall [13.1-20130306.0]
JUNOS Voice Services Container package [13.1-20130306.0]

```

```
JUNOS Services Example Container package [13.1-20130306.0]
JUNOS Services Crypto [13.1-20130306.0]
JUNOS Services SSL [13.1-20130306.0]
JUNOS Services IPSec [13.1-20130306.0]
JUNOS Runtime Software Suite [13.1-20130306.0]
JUNOS Routing Software Suite [13.1-20130306.0]
```

lcc2-re0:

```
-----
Hostname: lcc2
Model: t4000
JUNOS Base OS boot [13.1-20130306.0]
JUNOS Base OS Software Suite [13.1-20130306.0]
JUNOS Kernel Software Suite [13.1-20130306.0]
JUNOS Crypto Software Suite [13.1-20130306.0]
JUNOS Packet Forwarding Engine Support (M/T Common) [13.1-20130306.0]
JUNOS Packet Forwarding Engine Support (T-Series) [13.1-20130306.0]
JUNOS Online Documentation [13.1-20130306.0]
JUNOS Services ACL Container package [13.1-20130306.0]
JUNOS Services Application Level Gateways [13.1-20130306.0]
JUNOS AppId Services [13.1-20130306.0]
JUNOS Border Gateway Function package [13.1-20130306.0]
JUNOS Services Captive Portal and Content Delivery Container package
[13.1-20130306.0]
JUNOS Services HTTP Content Management package [13.1-20130306.0]
JUNOS IDP Services [13.1-20130306.0]
JUNOS Services Jflow Container package [13.1-20130306.0]
JUNOS Services LL-PDF Container package [13.1-20130306.0]
JUNOS Services MobileNext Software package [13.1-20130306.0]
JUNOS Services Mobile Subscriber Service Container package [13.1-20130306.0]
JUNOS Services NAT [13.1-20130306.0]
JUNOS Services PTSP Container package [13.1-20130306.0]
JUNOS Services RPM [13.1-20130306.0]
JUNOS Services Stateful Firewall [13.1-20130306.0]
JUNOS Voice Services Container package [13.1-20130306.0]
JUNOS Services Example Container package [13.1-20130306.0]
JUNOS Services Crypto [13.1-20130306.0]
JUNOS Services SSL [13.1-20130306.0]
JUNOS Services IPSec [13.1-20130306.0]
JUNOS Runtime Software Suite [13.1-20130306.0]
JUNOS Routing Software Suite [13.1-20130306.0]
```

lcc4-re0:

```
-----
Hostname: lcc4
Model: t4000
JUNOS Base OS boot [13.1-20130306.0]
JUNOS Base OS Software Suite [13.1-20130306.0]
JUNOS Kernel Software Suite [13.1-20130306.0]
JUNOS Crypto Software Suite [13.1-20130306.0]
JUNOS Packet Forwarding Engine Support (M/T Common) [13.1-20130306.0]
JUNOS Packet Forwarding Engine Support (T-Series) [13.1-20130306.0]
JUNOS Online Documentation [13.1-20130306.0]
JUNOS Services ACL Container package [13.1-20130306.0]
JUNOS Services Application Level Gateways [13.1-20130306.0]
JUNOS AppId Services [13.1-20130306.0]
JUNOS Border Gateway Function package [13.1-20130306.0]
JUNOS Services Captive Portal and Content Delivery Container package
[13.1-20130306.0]
JUNOS Services HTTP Content Management package [13.1-20130306.0]
```



```

JUNOS IDP Services [13.1-20130306.0]
JUNOS Services Jflow Container package [13.1-20130306.0]
JUNOS Services LL-PDF Container package [13.1-20130306.0]
JUNOS Services MobileNext Software package [13.1-20130306.0]
JUNOS Services Mobile Subscriber Service Container package [13.1-20130306.0]
JUNOS Services NAT [13.1-20130306.0]
JUNOS Services PTSP Container package [13.1-20130306.0]
JUNOS Services RPM [13.1-20130306.0]
JUNOS Services Stateful Firewall [13.1-20130306.0]
JUNOS Voice Services Container package [13.1-20130306.0]
JUNOS Services Example Container package [13.1-20130306.0]
JUNOS Services Crypto [13.1-20130306.0]
JUNOS Services SSL [13.1-20130306.0]
JUNOS Services IPSec [13.1-20130306.0]
JUNOS Runtime Software Suite [13.1-20130306.0]
JUNOS Routing Software Suite [13.1-20130306.0]

```

```
lcc6-re0:
```

```

-----
Hostname: lcc6
Model: t1600
JUNOS Base OS boot [13.1-20130306.0]
JUNOS Base OS Software Suite [13.1-20130306.0]
JUNOS Kernel Software Suite [13.1-20130306.0]
JUNOS Crypto Software Suite [13.1-20130306.0]
JUNOS Packet Forwarding Engine Support (M/T Common) [13.1-20130306.0]
JUNOS Packet Forwarding Engine Support (T-Series) [13.1-20130306.0]
JUNOS Online Documentation [13.1-20130306.0]
JUNOS Services ACL Container package [13.1-20130306.0]
JUNOS Services Application Level Gateways [13.1-20130306.0]
JUNOS AppId Services [13.1-20130306.0]
JUNOS Border Gateway Function package [13.1-20130306.0]
JUNOS Services Captive Portal and Content Delivery Container package
[13.1-20130306.0]
JUNOS Services HTTP Content Management package [13.1-20130306.0]
JUNOS IDP Services [13.1-20130306.0]
JUNOS Services Jflow Container package [13.1-20130306.0]
JUNOS Services LL-PDF Container package [13.1-20130306.0]
JUNOS Services MobileNext Software package [13.1-20130306.0]
JUNOS Services Mobile Subscriber Service Container package [13.1-20130306.0]
JUNOS Services NAT [13.1-20130306.0]
JUNOS Services PTSP Container package [13.1-20130306.0]
JUNOS Services RPM [13.1-20130306.0]
JUNOS Services Stateful Firewall [13.1-20130306.0]
JUNOS Voice Services Container package [13.1-20130306.0]
JUNOS Services Example Container package [13.1-20130306.0]
JUNOS Services Crypto [13.1-20130306.0]
JUNOS Services SSL [13.1-20130306.0]
JUNOS Services IPSec [13.1-20130306.0]
JUNOS Runtime Software Suite [13.1-20130306.0]
JUNOS Routing Software Suite [13.1-20130306.0]

```

```
lcc7-re0:
```

```

-----
Hostname: lcc7
Model: t1600
JUNOS Base OS boot [13.1-20130306.0]
JUNOS Base OS Software Suite [13.1-20130306.0]
JUNOS Kernel Software Suite [13.1-20130306.0]
JUNOS Crypto Software Suite [13.1-20130306.0]

```

```
JUNOS Packet Forwarding Engine Support (M/T Common) [13.1-20130306.0]
JUNOS Packet Forwarding Engine Support (T-Series) [13.1-20130306.0]
JUNOS Online Documentation [13.1-20130306.0]
JUNOS Services ACL Container package [13.1-20130306.0]
JUNOS Services Application Level Gateways [13.1-20130306.0]
JUNOS AppID Services [13.1-20130306.0]
JUNOS Border Gateway Function package [13.1-20130306.0]
JUNOS Services Captive Portal and Content Delivery Container package
[13.1-20130306.0]
JUNOS Services HTTP Content Management package [13.1-20130306.0]
JUNOS IDP Services [13.1-20130306.0]
JUNOS Services Jflow Container package [13.1-20130306.0]
JUNOS Services LL-PDF Container package [13.1-20130306.0]
JUNOS Services MobileNext Software package [13.1-20130306.0]
JUNOS Services Mobile Subscriber Service Container package [13.1-20130306.0]
JUNOS Services NAT [13.1-20130306.0]
JUNOS Services PTSP Container package [13.1-20130306.0]
JUNOS Services RPM [13.1-20130306.0]
JUNOS Services Stateful Firewall [13.1-20130306.0]
JUNOS Voice Services Container package [13.1-20130306.0]
JUNOS Services Example Container package [13.1-20130306.0]
JUNOS Services Crypto [13.1-20130306.0]
JUNOS Services SSL [13.1-20130306.0]
JUNOS Services IPSec [13.1-20130306.0]
JUNOS Runtime Software Suite [13.1-20130306.0]
JUNOS Routing Software Suite [13.1-20130306.0]
```

#### show version (MX Series Router)

```
user@host5> show version
Hostname: host5
Model: mx80
JUNOS Base OS boot [11.3-20110717.0]
JUNOS Base OS Software Suite [11.3-20110717.0]
JUNOS Kernel Software Suite [11.3-20110717.0]
JUNOS Crypto Software Suite [11.3-20110717.0]
JUNOS Packet Forwarding Engine Support (MX80) [11.3-20110717.0]
JUNOS Online Documentation [11.3-20110717.0]
JUNOS Routing Software Suite [11.3-20110717.0]
```

#### show version (QFX3500 Switch)

```
user@switch> show version
Hostname: switch
Model: qfx_s3500
JUNOS Base OS boot [11.1R1]
JUNOS Base OS Software Suite [11.1R1]
JUNOS Kernel Software Suite [11.1R1]
JUNOS Crypto Software Suite [11.1R1]
JUNOS Online Documentation [11.1R1]
JUNOS Enterprise Software Suite [11.1R1]
JUNOS Packet Forwarding Engine Support (QFX) [11.1R1]
JUNOS Routing Software Suite [11.1R1]
```

#### show version (QFabric System)

```
user@qfabric> show version
Hostname: qfabric
Model: qfx3000-g
```

```

Serial Number: qfsn-0123456789
QFabric System ID: f158527a-f99e-11e0-9fbd-00e081c57cda
JUNOS Base Version [12.2I20111018_0215_dc-builder]

```

### show version component all (QFabric System)

```

user@switch> show version component all
dg1:
-
Hostname: qfabric
Model: qfx3100
JUNOS Base Version [11.3R1.6]

dg0:
-
Hostname: qfabric
Model: qfx3100
JUNOS Base Version [11.3R1.6]

NW-NG-0:
-
Hostname: qfabric
Model: qfx-jvre
JUNOS Base OS boot [11.3R1.6]
JUNOS Base OS Software Suite [11.3R1.6]
JUNOS Kernel Software Suite [11.3R1.6]
JUNOS Crypto Software Suite [11.3R1.6]
JUNOS Online Documentation [11.3R1.6]
JUNOS Enterprise Software Suite [11.3R1.6]
JUNOS Packet Forwarding Engine Support (QFX RE) [11.3R1.6]
JUNOS Routing Software Suite [11.3R1.6]

FC-0:
-
Hostname: qfabric
Model: qfx-jvre
JUNOS Base OS boot [11.3R1.6]
JUNOS Base OS Software Suite [11.3R1.6]
JUNOS Kernel Software Suite [11.3R1.6]
JUNOS Crypto Software Suite [11.3R1.6]
JUNOS Online Documentation [11.3R1.6]
JUNOS Enterprise Software Suite [11.3R1.6]
JUNOS Packet Forwarding Engine Support (QFX RE) [11.3R1.6]
JUNOS Routing Software Suite [11.3R1.6]

FC-1:
Hostname: qfabric
Model: qfx-jvre
JUNOS Base OS boot [11.3R1.6]
JUNOS Base OS Software Suite [11.3R1.6]
JUNOS Kernel Software Suite [11.3R1.6]
JUNOS Crypto Software Suite [11.3R1.6]
JUNOS Online Documentation [11.3R1.6]
JUNOS Enterprise Software Suite [11.3R1.6]
JUNOS Packet Forwarding Engine Support (QFX RE) [11.3R1.6]
JUNOS Routing Software Suite [11.3R1.6]

DRE-0:
-
Hostname: dre-0
Model: qfx-jvre

```

```
JUNOS Base OS boot [11.3R1.6]
JUNOS Base OS Software Suite [11.3R1.6]
JUNOS Kernel Software Suite [11.3R1.6]
JUNOS Crypto Software Suite [11.3R1.6]
JUNOS Online Documentation [11.3R1.6]
JUNOS Enterprise Software Suite [11.3R1.6]
JUNOS Packet Forwarding Engine Support (QFX RE) [11.3R1.6]
JUNOS Routing Software Suite [11.3R1.6]
```

```
FM-0:
```

```
-
Hostname: qfabric
Model: qfx-jvre
JUNOS Base OS boot [11.3R1.6]
JUNOS Base OS Software Suite [11.3R1.6]
JUNOS Kernel Software Suite [11.3R1.6]
JUNOS Crypto Software Suite [11.3R1.6]
JUNOS Online Documentation [11.3R1.6]
JUNOS Enterprise Software Suite [11.3R1.6]
JUNOS Packet Forwarding Engine Support (QFX RE) [11.3R1.6]
JUNOS Routing Software Suite [11.3R1.6]
```

```
nodedevice1:
```

```
-
Hostname: qfabric
Model: QFX3500
JUNOS Base OS boot [11.3R1.6]
JUNOS Base OS Software Suite [11.3R1.6]
JUNOS Kernel Software Suite [11.3R1.6]
JUNOS Crypto Software Suite [11.3R1.6]
JUNOS Online Documentation [11.3R1.6]
JUNOS Enterprise Software Suite [11.3R1.6]
JUNOS Packet Forwarding Engine Support (QFX RE) [11.3R1.6]
JUNOS Routing Software Suite [11.3R1.6]
```

```
interconnectdevice1:
```

```
-
Hostname: qfabric
Model: QFX3108
JUNOS Base OS boot [11.3R1.6]
JUNOS Base OS Software Suite [11.3R1.6]
JUNOS Kernel Software Suite [11.3R1.6]
JUNOS Crypto Software Suite [11.3R1.6]
JUNOS Online Documentation [11.3R1.6]
JUNOS Enterprise Software Suite [11.3R1.6]
JUNOS Packet Forwarding Engine Support (QFX RE) [11.3R1.6]
JUNOS Routing Software Suite [11.3R1.6]
warning: from interconnectdevice0: Disconnected
```

### show version (ACX5048 Router)

```
user@host> show version
fpc0:
Hostname: acx5k11-ac
Model: acx5048
Junos: 15.1X54-D20.3
JUNOS Base OS boot [15.1X54-D20.3]
JUNOS Online Documentation [15.1X54-D20.3]
JUNOS Crypto Software Suite [15.1X54-D20.3]
JUNOS Base OS Software Suite [15.1X54-D20.3]
JUNOS Kernel Software Suite [15.1X54-D20.3]
```


```
JUNOS Packet Forwarding Engine Support (acx5k) [15.1X54-D20.3]
JUNOS Enterprise Software Suite [15.1X54-D20.3]
JUNOS Routing Software Suite [15.1X54-D20.3]
JUNOS py-base-i386 [15.1X54-D20.3]
JUNOS Host Software [15.1X54-D20.3]
```

#### show version (ACX5096 Router)

```
user@host> show version
fpc0:
Hostname: acx5k13-ac
Model: acx5096
Junos: 15.1X54-D20.3
JUNOS Base OS boot [15.1X54-D20.3]
JUNOS Online Documentation [15.1X54-D20.3]
JUNOS Crypto Software Suite [15.1X54-D20.3]
JUNOS Base OS Software Suite [15.1X54-D20.3]
JUNOS Kernel Software Suite [15.1X54-D20.3]
JUNOS Packet Forwarding Engine Support (acx5k) [15.1X54-D20.3]
JUNOS Enterprise Software Suite [15.1X54-D20.3]
JUNOS Routing Software Suite [15.1X54-D20.3]
JUNOS py-base-i386 [15.1X54-D20.3]
JUNOS Host Software [15.1X54-D20.3]
```

## start shell

---

<b>Syntax</b>	<code>start shell (csh   sh)</code> <code>&lt;user username&gt;</code>
<b>Release Information</b>	Command introduced before Junos OS Release 7.4. Command introduced in Junos OS Release 9.0 for EX Series switches. Command introduced in Junos OS Release 11.1 for the QFX Series. Command introduced in Junos OS Release 14.1X53-D20 for the OCX Series.
<b>Description</b>	Exit from the CLI environment and create a UNIX-level shell. To return to the CLI, type <b>exit</b> from the shell.
<div> <b>NOTE:</b><ul style="list-style-type: none"><li>To issue this command, the user must have the required login access privileges configured by including the <b>permissions</b> statement at the <b>[edit system login class <i>class-name</i>]</b> hierarchy level.</li><li>UNIX wheel group membership or permissions are no longer required to issue this command.</li></ul></div>	
<b>Options</b>	<b>csh</b> —Create a UNIX C shell. <b>sh</b> —Create a UNIX Bourne shell. <b>user <i>username</i></b> —(Optional) Start the shell as another user.
<b>Additional Information</b>	When you are in the shell, the shell prompt has the following format:  <code>username@hostname%</code> An example of the prompt is:  <code>root@host%</code>
<b>Required Privilege Level</b>	shell and maintenance
<b>List of Sample Output</b>	<a href="#">start shell csh on page 525</a>
<b>Output Fields</b>	When you enter this command, you are provided feedback on the status of your request.

## Sample Output

### start shell csh

```
user@host> start shell csh
%

exit
%

username@hostname% start shell sh
%

exit
user@host>
```





## CHAPTER 10

# System Software Monitoring Commands

- `show system commit`
- `show system configuration archival`
- `show system configuration database usage`
- `show system configuration rescue`
- `show system processes`
- `show system queues`
- `show system reboot`
- `show system rollback`
- `show system snapshot`
- `show system software`
- `show system statistics`
- `show system storage`
- `show system switchover`
- `show system uptime`
- `show system virtual-memory`
- `show task`
- `show task io`
- `show task logical-system-mux`
- `show task memory`
- `show task replication`
- `test configuration`

## show system commit

---


<b>Syntax</b>	<code>show system commit</code> <code>&lt;revision&gt;</code> <code>&lt;server&gt;</code>
<b>Release Information</b>	Command introduced before Junos OS Release 7.4. Command introduced in Junos OS Release 9.0 for EX Series switches. Command introduced in Junos OS Release 11.1 for the QFX Series. Option <b>server</b> introduced in Junos OS Release 12.1 for the PTX Series router. Option <b>revision</b> introduced in Junos OS Release 14.1. Command introduced in Junos OS Release 14.1X53-D20 for OCX Series switches.
<b>Description</b>	Display the system commit history and any pending commit operation.
<b>Options</b>	<b>none</b> —Display the last 50 commit operations listed, most recent to first.  <b>revision</b> —(Optional) Display the revision number of the active configuration of the Routing Engine(s).  <b>server</b> — (Optional) Display commit server status.
<div> <b>NOTE:</b> By default, the status of the commit server is “Not running”. The commit server starts running only when a commit job is added to the batch.</div>	
<b>Required Privilege Level</b>	view
<b>Related Documentation</b>	<ul style="list-style-type: none"><li>• <a href="#">clear system commit on page 177</a></li><li>• <a href="#">show system commit revision</a></li></ul>
<b>List of Sample Output</b>	<a href="#">show system commit on page 530</a> <a href="#">show system commit (At a Particular Time) on page 530</a> <a href="#">show system commit (At the Next Reboot) on page 530</a> <a href="#">show system commit (Rollback Pending) on page 530</a> <a href="#">show system commit (QFX Series) on page 530</a>
<b>Output Fields</b>	<a href="#">Table 12 on page 529</a> describes the output fields for the <b>show system commit</b> command. Output fields are listed in the approximate order in which they appear.

Table 12: show system commit Output Fields

Field Name	Field Description	Level of Output
<b>&lt;number&gt;</b>	Displays the last 50 commit operations listed, most recent to first. The identifier <b>&lt;number&gt;</b> designates a configuration created for recovery using the <b>request system configuration rescue save</b> command.	<b>none</b>
<b>&lt;time-stamp&gt;</b>	Date and time of the commit operation.	<b>none</b>
<b>&lt;root&gt;/&lt;username&gt;</b>	User who executed the commit operation.	<b>none</b>
<b>&lt;method&gt;</b>	Method used to execute the commit operation: <ul style="list-style-type: none"> <li>• <b>CLI</b>—CLI interactive user performed the commit operation.</li> <li>• <b>Junos XML protocol</b>—Junos XML protocol client performed the commit operation.</li> <li>• <b>synchronize</b>—The <b>commit synchronize</b> command was performed on the other Routing Engine.</li> <li>• <b>snmp</b>—An SNMP <b>set</b> request caused the commit operation.</li> <li>• <b>button</b>—A button on the router or switch was pressed to commit a rescue configuration for recovery.</li> <li>• <b>autoinstall</b>—A configuration obtained through autoinstallation was committed.</li> <li>• <b>other</b>—When there is no login name associated with the session, the values for user and client default to root and other. For example, during a reboot after package installation, mgd commits the configuration as a system commit, and there is no login associated with the commit.</li> </ul>	<b>none</b>

## Sample Output

### show system commit

```
user@host> show system commit
0   2003-07-28 19:14:04 PDT by root via other
1   2003-07-25 22:01:36 PDT by user via cli
2   2003-07-25 22:01:32 PDT by user via cli
3   2003-07-25 21:30:13 PDT by root via button
4   2003-07-25 13:46:48 PDT by user via cli
5   2003-07-25 05:33:21 PDT by root via autoinstall
...
rescue 2002-05-10 15:32:03 PDT by root via other
```

### show system commit (At a Particular Time)

```
user@host> show system commit
commit requested by root via cli at Tue May  7 15:59:00 2002
```

### show system commit (At the Next Reboot)

```
user@host> show system commit
commit requested by root via cli at reboot
```

### show system commit (Rollback Pending)

```
user@host> show system commit
0 2005-01-05 15:00:37 PST by root via cli commit confirmed, rollback in 3mins
```

### show system commit (QFX Series)

```
user@switch> show system commit
0 2011-11-25 19:17:49 PST by root via cli
```

## show system configuration archival

**Syntax**    show system configuration archival

**Release Information**    Introduced in Junos OS Release 7.6.  
                                  Command introduced in Junos OS Release 9.0 for EX Series switches.  
                                  Command introduced in Junos OS Release 11.1 for the QFX Series.  
                                  Command introduced in Junos OS Release 14.1X53-D20 for the OCX Series.

**Description**    Display directory and number of files queued for archival transfer.



**NOTE:** The [edit system configuration] hierarchy is not available on QFabric systems.

**Options**    This command has no options.

**Required Privilege Level**    maintenance

**List of Sample Output**    [show system configuration archival on page 531](#)

### Sample Output

show system configuration archival

```
user@host> show system configuration archival

/var/transfer/config/:
total 8
```

## show system configuration database usage

<b>Syntax</b>	show system configuration database usage
<b>Release Information</b>	Command introduced in Junos OS Release 15.1.
<b>Description</b>	Display configuration database disk space usage statistics.
<b>Options</b>	This command has no options.
<b>Required Privilege Level</b>	maintenance
<b>Related Documentation</b>	<ul style="list-style-type: none"> <li>• <i>Overview for Routing Devices</i></li> </ul>
<b>List of Sample Output</b>	<a href="#">show system configuration database usage on page 532</a>
<b>Output Fields</b>	<a href="#">Table 13 on page 532</a> describes the output fields for the <b>show system configuration database usage</b> command. Output fields are listed in the approximate order in which they appear.

Table 13: show system configuration database usage Output Fields

Field Name	Field Description
Maximum size of the database	Display the maximum available space on the disk to store the configuration database
Current database size on disk	Display the total space on the disk used by the current configuration database
Actual database usage	Display the actual space on the disk used by the current configuration data
Available database space	Display the free space available on the disk to store the configuration database

## Sample Output

### show system configuration database usage

```
user@host> show system configuration database usage
Maximum size of the database: 665.99 MB
Current database size on disk: 1.50 MB
Actual database usage: 1.48 MB
Available database space: 664.51 MB
```

## show system configuration rescue

**Syntax** show system configuration rescue

**Release Information** Command introduced before Junos OS Release 7.4.  
 Command introduced in Junos OS Release 9.0 for EX Series switches.  
 Command introduced in Junos OS Release 11.1 for the QFX Series.  
 Command introduced in Junos OS Release 14.1X53-D20 for OCX Series switches.

**Description** Display a rescue configuration, if one exists.



**NOTE:** The [edit system configuration] hierarchy is not available on QFabric systems.

**Options** This command has no options.

**Required Privilege Level** maintenance

**Related Documentation** • [show system configuration archival on page 531](#)

**List of Sample Output** [show system configuration rescue on page 533](#)

### Sample Output

#### show system configuration rescue

```
user@switch> show system configuration rescue
version "7.3"; groups {
  global {
    system {
      host-name router1;
      domain-name customer.net;
      domain-search [ customer.net ];
      backup-router 192.0.2.0;
      name-server {
        192.0.2.11;
        192.0.2.101;
        192.0.2.100;
        192.0.2.10;
      }
    }
  }
  login {
    user user1 {
      uid 928;
      class ;
      shell csh;
      authentication {
        encrypted-password "$ABC123"; ## SECRET-DATA
      }
    }
  }
}
```

```
        }  
    }  
    services {  
        ftp;  
        rlogin;  
        rsh;  
        telnet;  
    }  
}  
}  
.....
```



## show system processes

<b>List of Syntax</b>	<a href="#">Syntax on page 535</a> <a href="#">Syntax (EX Series Switches) on page 535</a> <a href="#">Syntax (QFX Series Switches) on page 535</a> <a href="#">Syntax (MX Series Routers) on page 535</a> <a href="#">Syntax (OCX Series) on page 535</a> <a href="#">Syntax (TX Matrix Routers) on page 536</a> <a href="#">Syntax (TX Matrix Plus Router) on page 536</a>
<b>Syntax</b>	<pre>show system processes &lt;brief   detail   extensive   summary&gt; &lt;health (pid <i>process-identifier</i>   process-name <i>process-name</i>)&gt; &lt;providers&gt; &lt;resource-limits (brief   detail) <i>process-name</i>&gt; &lt;wide&gt;</pre>
<b>Syntax (EX Series Switches)</b>	<pre>show system processes &lt;all-members&gt; &lt;brief   detail   extensive   summary&gt; &lt;health (pid <i>process-identifier</i>   process-name <i>process-name</i>)&gt; &lt;local&gt; &lt;member <i>member-id</i>&gt; &lt;providers&gt; &lt;resource-limits (brief   detail) <i>process-name</i>&gt; &lt;wide&gt;</pre>
<b>Syntax (QFX Series Switches)</b>	<pre>show system processes &lt;all-members&gt; &lt;brief   detail   extensive   summary&gt; &lt;health (pid <i>process-identifier</i>   process-name <i>process-name</i>)&gt; host-processes (brief detail ) &lt;local&gt; &lt;member <i>member-id</i>&gt; &lt;providers&gt; &lt;resource-limits (brief   detail) <i>process-name</i>&gt; &lt;wide&gt;</pre>
<b>Syntax (MX Series Routers)</b>	<pre>show system processes &lt;all-members&gt; &lt;brief   detail   extensive   summary&gt; &lt;health (pid <i>process-identifier</i>   process-name <i>process-name</i>)&gt; &lt;local&gt; &lt;member <i>member-id</i>&gt; &lt;providers&gt; &lt;resource-limits (brief   detail) <i>process-name</i>&gt; &lt;wide&gt;</pre>
<b>Syntax (OCX Series)</b>	<pre>show system processes &lt;brief   detail   extensive   summary &gt; &lt;health (pid <i>process-identifier</i>   process-name <i>process-name</i>)&gt;</pre>

	<code>host-processes (brief detail )</code> <code>&lt;providers&gt;</code> <code>&lt;resource-limits&gt;</code> <code>&lt;wide&gt;</code>
<b>Syntax (TX Matrix Routers)</b>	<code>show system processes</code> <code>&lt;brief   detail   extensive   summary&gt;</code> <code>&lt;all-chassis  all-lcc   lcc <i>number</i>   scc&gt;</code> <code>&lt;wide&gt;</code>
<b>Syntax (TX Matrix Plus Router)</b>	<code>show system processes</code> <code>&lt;brief   detail   extensive   summary&gt;</code> <code>&lt;all-chassis  all-lcc   lcc <i>number</i>   sfc <i>number</i>&gt;</code> <code>&lt;wide&gt;</code>
<b>Release Information</b>	Command introduced before Junos OS Release 7.4. Command introduced in Junos OS Release 9.0 for EX Series switches. Option <b>sfc</b> introduced for the TX Matrix Plus router in Junos OS Release 9.6. Command introduced in Junos OS Release 11.1 for the QFX Series. Command introduced in Junos OS Release 14.1X53-D20 for the OCX Series. Enhanced output regarding per CPU usage introduced in Junos OS Release 16.1R3 for Junos OS with upgraded FreeBSD.
<b>Description</b>	Display information about software processes that are running on the router or switch and that have controlling terminals.
<b>Options</b>	<b>none</b> —Display standard information about system processes.  <b>brief   detail   extensive   summary</b> —(Optional) Display the specified level of detail.  <b>adaptive-services</b> —(Optional) Display the configuration management process that manages the configuration for stateful firewall, Network Address Translation (NAT), intrusion detection services (IDS), and IP Security (IPsec) services on the Adaptive Services PIC.  <b>alarm-control</b> —(Optional) Display the process to configure the system alarm.  <b>all-chassis</b> —(TX Matrix routers and TX Matrix Plus routers only) (Optional) Display standard system process information about all the T640 routers (in a routing matrix based on the TX Matrix router) or all the T1600 or T4000 routers (in a routing matrix based on the TX Matrix Plus router) in the chassis.  <b>all-lcc</b> —(TX Matrix routers and TX Matrix Plus router only) (Optional) Display standard system process information for all T640 routers (or line-card chassis) connected to the TX Matrix router. Display standard system process information for all connected T1600 or T4000 LCCs.  <b>all-members</b> —(EX4200 switches, QFX Series Virtual Chassis, and MX Series routers ) (Optional) Display standard system process information for all members of the Virtual Chassis configuration.

**ancpd-service**—Display the Access Node Control Protocol (ANCP) process, which works with a special Internet Group Management Protocol (IGMP) session to collect outgoing interface mapping events in a scalable manner.

**application-identification** —Display the process that identifies an application using intrusion detection and prevention (IDP) to allow or deny traffic based on applications running on standard or nonstandard ports.

**audit-process**—(Optional) Display the RADIUS accounting process.

**auto-configuration**—Display the Interface Auto-Configuration process.

**bootp**—Display the process that enables a router, switch, or interface to act as a Dynamic Host Configuration Protocol (DHCP) or bootstrap protocol (BOOTP) relay agent. DHCP relaying is disabled.

**captive-portal-content-delivery**—Display the HTTP redirect service by specifying the location to which a subscriber's initial Web browser session is redirected, enabling initial provisioning and service selection for the subscriber.

**ce-l2tp-service**—(Optional) (M10, M10i, M7i, and MX Series routers only) Display the Universal Edge Layer 2 Tunneling Protocol (L2TP) process, which establishes L2TP tunnels and Point-to-Point Protocol (PPP) sessions through L2TP tunnels.

**cfm**—Display Ethernet Operations, Administration, and Maintenance (OAM) connectivity fault management (CFM) process, which can be used to monitor the physical link between two switches.

**chassis-control**—(Optional) Display the chassis management process.

**class-of-service**—(Optional) Display the class-of-service (CoS) process, which controls the router's or switch's CoS configuration.

**clksyncd-service**—Display the external clock synchronization process, which uses synchronous Ethernet (SyncE).

**craft-control**—Display the process for the I/O of the craft interface.

**database-replication**—(EX Series switches and MX Series routers only) (Optional) Display the database replication process.

**datapath-trace-service**—Display the packet path tracing process.

**dhcp-service**—(EX Series switches and MX Series routers only) (Optional) Display the Dynamic Host Configuration Protocol process, which enables a DHCP server to allocate network IP addresses and deliver configuration settings to client hosts without user intervention.

**diameter-service**—(Optional) Display the diameter process.

**disk-monitoring**—(Optional) Display the disk monitoring process, which checks the health of the hard disk drive on the Routing Engine.

**dynamic-flow-capture**—(Optional) Display the dynamic flow capture (DFC) process, which controls DFC configurations on Monitoring Services III PICs.

**ecc-error-logging**—(Optional) Display the error checking and correction (ECC) process, which logs ECC parity errors in memory on the Routing Engine.

**ethernet-connectivity-fault-management**— Display the process that provides IEEE 802.1ag OAM connectivity fault management (CFM) database information for CFM maintenance association end points (MEPs) in a CFM session.

**ethernet-link-fault-management**—(EX Series switches and MX Series routers only) (Optional) Display the process that provides the OAM link fault management (LFM) information for Ethernet interfaces.

**event-processing**—(Optional) Display the event process (eventd).

**firewall**—(Optional) Display the firewall management process, which manages the firewall configuration and enables accepting or rejecting packets that are transiting an interface on a router or switch.

**general-authentication-service**—(EX Series switches and MX Series routers only) (Optional) Display the general authentication process.

**health (pid *process-identifier* | process-name *process-name*)**—(Optional) Display process health information, either by process id (PID) or by process name.

**host-processes**—Display process information of processes running on the host system.

(On OCX Series only) The following options are available:

- **brief | detail**—(Optional) Display the specified level of detail.

**iccp-service**—Display the Inter-Chassis Communication Protocol (ICCP) process.

**idp-policy**—Display the intrusion detection and prevention (IDP) protocol process.

**ilmi**—Display the Integrated Local Management Interface (ILMI) protocol process, which provides bidirectional exchange of management information between two ATM interfaces across a physical connection.

**inet-process**—Display the IP multicast family process.

**init**—Display the process that initializes the USB modem.

**interface-control**—(Optional) Display the interface process, which controls the router's or switch's physical interface devices and logical interfaces.

**kernel-replication**—(Optional) Display the kernel replication process, which replicates the state of the backup Routing Engine when graceful Routing Engine switchover (GRES) is configured.

**l2-learning**—(Optional) Display the Layer 2 address flooding and learning process.

**l2cpd-service**—Display the Layer 2 Control Protocol process, which enables features such as Layer 2 protocol tunneling and nonstop bridging.

**lACP**—(Optional) Display the Link Aggregation Control Protocol (LACP) process. LACP provides a standardized means for exchanging information between partner systems on a link to allow their link aggregation control instances to reach agreement on the identity of the LAG to which the link belongs, and then to move the link to that LAG, and to enable the transmission and reception processes for the link to function in an orderly manner.

**lcc *number***—(TX Matrix routers and TX Matrix Plus routers only) (Optional) On a TX Matrix router, display standard system process information for a specific T640 router that is connected to the TX Matrix router. On a TX Matrix Plus router, display standard system process information for a specific router that is connected to the TX Matrix Plus router.

Replace *number* with the following values depending on the LCC configuration:

- 0 through 3, when T640 routers are connected to a TX Matrix router in a routing matrix.
- 0 through 3, when T1600 routers are connected to a TX Matrix Plus router in a routing matrix.
- 0 through 7, when T1600 routers are connected to a TX Matrix Plus router with 3D SIBs in a routing matrix.
- 0, 2, 4, or 6, when T4000 routers are connected to a TX Matrix Plus router with 3D SIBs in a routing matrix.

**local**—(EX4200 switches, QFX Series Virtual Chassis, and MX Series routers) (Optional) Display standard system process information for the local Virtual Chassis member.

**local-policy-decision-function**—Display the process for the Local Policy Decision Function, which regulates collection of statistics related to applications and application groups and tracking of information about dynamic subscribers and static interfaces.

**logical-system-mux**—Display the logical router multiplexer process (lrmuxd), which manages the multiple instances of the routing protocols process (rpd) on a machine running logical routers.

**mac-validation**—Display the MAC validation process, which configures MAC address validation for subscriber interfaces created on demux interfaces in dynamic profiles on MX Series routers.

**member *member-id***—(EX4200 switches, QFX Series Virtual Chassis, and MX Series routers) (Optional) Display standard system process information for the specified member of the Virtual Chassis configuration. For EX4200 switches, replace *member-id* with a value from 0 through 9. For an MX Series Virtual Chassis, replace *member-id* with a value of 0 or 1.

**mib-process**—(Optional) Display the MIB II process, which provides the router's MIB II agent.

**mobile-ip**—(Optional) Display the Mobile IP process, which configures Junos OS Mobile IP features.

**moundd-service**—(EX Series switches and MX Series routers only) (Optional) Display the service for NFS mounts requests.

**mpls-traceroute**—(Optional) Display the MPLS Periodic Traceroute process.

**mspd**—(Optional) Display the Multiservice process.

**multicast-snooping**—(EX Series switches and MX Series routers only) (Optional) Display the multicast snooping process, which makes Layer 2 devices such as VLAN switches aware of Layer 3 information, such as the media access control (MAC) addresses of members of a multicast group.

**named-service**—(Optional) Display the DNS Server process, which is used by a router or a switch to resolve hostnames into addresses.

**neighbor-liveness**—Display the process, which specifies the maximum length of time that the router waits for its neighbor to re-establish an LDP session.

**nfsd-service**—(Optional) Display the Remote NFS Server process, which provides remote file access for applications that need NFS-based transport.

**ntp**—Display the Network Time Protocol (NTP) process, which provides the mechanisms to synchronize time and coordinate time distribution in a large, diverse network.

**packet-triggered-subscribers**—Display the packet-triggered subscribers and policy control (PTSP) process, which allows the application of policies to dynamic subscribers that are controlled by a subscriber termination device.

**peer-selection-service**—(Optional) Display the Peer Selection Service process.

**periodic-packet-services**—Display the Periodic packet management process, which is responsible for processing a variety of time-sensitive periodic tasks so that other processes can more optimally direct their resources.

**pfe**—Display the Packet Forwarding Engine management process.

**pgcp-service**—(Optional) Display the pgcpd service process running on the Routing Engine.

**pgm**—Display the Pragmatic General Multicast (PGM) protocol process, which enables a reliable transport layer for multicast applications.

**pic-services-logging**—(Optional) Display the logging process for some PICs. With this process, also known as fsad (the file system access daemon), PICs send special logging information to the Routing Engine for archiving on the hard disk.

**ppp**—(Optional) Display the Point-to-Point Protocol (PPP) process, which is the encapsulation protocol process for transporting IP traffic across point-to-point links.

**ppp-service**—Display the Universal edge PPP process, which is the encapsulation protocol process for transporting IP traffic across universal edge routers.

**pppoe**—(Optional) Display the Point-to-Point Protocol over Ethernet (PPPoE) process, which combines PPP that typically runs over broadband connections with the Ethernet link-layer protocol that allows users to connect to a network of hosts over a bridge or access concentrator.

**process-monitor**—Display the process health monitor process (pmond).

**providers**—(Optional) Display provider processes.

**redundancy-interface-process**—(Optional) Display the ASP redundancy process.

**remote-operations**—(Optional) Display the remote operations process, which provides the ping and traceroute MIBs.

**resource-cleanup**—Display the resource cleanup process.

**resource-limits (brief | detail) process-name**—(Optional) Display process resource limits.

**routing**—(Optional) Display the routing protocol process.

**sampling**—(Optional) Display the sampling process, which performs packet sampling based on particular input interfaces and various fields in the packet header.

**sbc-configuration-process**—Display the session border controller (SBC) process of the border signaling gateway (BSG).

**scc**—(TX Matrix routers only) (Optional) Display standard system process information for the TX Matrix router (or switch-card chassis).

**sdk-service**—Display the SDK Service process, which runs on the Routing Engine and is responsible for communications between the SDK application and Junos OS. Although the SDK Service process is present on the router, it is turned off by default.

**secure-neighbor-discovery**—(EX Series switches and MX Series routers only) (Optional) Display the secure Neighbor Discovery Protocol (NDP) process, which provides support for protecting NDP messages.

**send**—(Optional) Display the Secure Neighbor Discovery Protocol (SEND) process, which provides support for protecting Neighbor Discovery Protocol (NDP) messages.

**service-deployment**—(Optional) Display the service deployment process, which enables Junos OS to work with the Session and Resource Control (SRC) software.

**sfc number**—(TX Matrix Plus routers only) (Optional) Display system process information for the TX Matrix Plus router. Replace *number* with 0.

**snmp**—Display the SNMP process, which enables the monitoring of network devices from a central location and provides the router's or switch's SNMP master agent.

**sonet-aps**—Display the SONET Automatic Protection Switching (APS) process, which monitors any SONET interface that participates in APS.

**static-subscribers**—(Optional) Display the Static subscribers process, which associates subscribers with statically configured interfaces and provides dynamic service activation and activation for these subscribers.

**tunnel-oamd**—(Optional) Display the Tunnel OAM process, which enables the Operations, Administration, and Maintenance of Layer 2 tunneled networks. Layer 2 protocol tunneling (L2PT) allows service providers to send Layer 2 protocol data units (PDUs) across the provider's cloud and deliver them to Juniper Networks EX Series Ethernet Switches that are not part of the local broadcast domain.

**vrrp**—(EX Series switches and MX Series routers only) (Optional) Display the Virtual Router Redundancy Protocol (VRRP) process, which enables hosts on a LAN to make use of redundant routing platforms on that LAN without requiring more than the static configuration of a single default route on the hosts.

**watchdog**—Display the watchdog timer process, which enables the watchdog timer when Junos OS encounters a problem.

**wide**—(Optional) Display process information that might be wider than 80 columns.

**Additional Information** By default, when you issue the **show system processes** command on the master Routing Engine of a TX Matrix router or a TX Matrix Plus router, the command is broadcast to all the master Routing Engines of the LCCs connected to it in the routing matrix. Likewise, if you issue the same command on the backup Routing Engine of a TX Matrix or a TX Matrix Plus router, the command is broadcast to all backup Routing Engines of the LCCs that are connected to it in the routing matrix.

**Required Privilege Level**

view

**Related Documentation**

- [List of Junos OS Processes on page 10](#)
- [Routing Matrix with a TX Matrix Plus Router Solutions Page](#)

**List of Sample Output**

[show system processes on page 546](#)  
[show system processes brief on page 546](#)  
[show system processes detail on page 546](#)  
[show system processes extensive on page 547](#)  
[show system processes extensive \(EX9200 Switch\) on page 547](#)  
[show system processes host processes \(OCX1100 Switch\) on page 548](#)  
[show system processes lcc wide \(TX Matrix Routing Matrix\) on page 548](#)  
[show system processes summary on page 549](#)  
[show system processes \(TX Matrix Plus Router\) on page 549](#)  
[show system processes sfc \(TX Matrix Plus Router\) on page 557](#)  
[show system processes lcc wide \(TX Matrix Plus Routing Matrix\) on page 559](#)  
[show system processes \(QFX Series and OCX Series\) on page 561](#)



**Output Fields** Table 14 on page 543 describes the output fields for the **show system processes** command. Output fields are listed in the approximate order in which they appear.

**Table 14: show system processes Output Fields**

Field Name	Field Description	Level of Output
<b>last pid</b>	Last process identifier assigned to the process.	brief extensive summary
<b>load averages</b>	Three load averages followed by the current time.	brief extensive summary
<b>processes</b>	Number of existing processes and the number of processes in each state ( <b>sleeping</b> , <b>running</b> , <b>starting</b> , <b>zombies</b> , and <b>stopped</b> ).	brief extensive summary
<b>CPU</b>	<p>(For systems running Junos OS with upgraded FreeBSD only) Breakdown of the percent usage on a per-CPU basis into the following categories: <b>% user</b>, <b>% nice</b>, <b>% system</b>, <b>% interrupt</b>, <b>% idle</b>.</p> <p><b>NOTE:</b> This field shows up in the second frame of output.</p> <p>To see which platforms run Junos OS with upgraded FreeBSD, see <i>Release Information for Junos OS with Upgraded FreeBSD</i>.</p>	extensive
<b>Mem</b>	Information about physical and virtual memory allocation.	brief extensive summary
<b>Active</b>	<p>Memory allocated and actively used by the program.</p> <p>When the system is under memory pressure, the pageout process reuses memory from the <b>free</b>, <b>cache</b>, <b>inact</b> and, if necessary, <b>active</b> pages. When the pageout process runs, it scans memory to see which pages are good candidates to be unmapped and freed up. Thus, the distinction between <b>Active</b> and <b>Inact</b> memory is only used by the pageout process to determine which pool of pages to free first at the time of a memory shortage.</p> <p>The pageout process first scans the <b>Inact</b> list, and checks whether the pages on this list have been accessed since the time they have been listed here. The pages that have been accessed are moved from the <b>Inact</b> list to the <b>Active</b> list. On the other hand, pages that have not been accessed become prime candidates to be freed by the pageout process. If the pageout process cannot produce enough free pages from the <b>Inact</b> list, pages from the <b>Active</b> list get freed up.</p> <p>Because the pageout process runs only when the system is under memory pressure, the pages on the <b>Inact</b> list remain untouched – even if they have not been accessed recently – when the amount of <b>Free</b> memory is adequate.</p>	brief extensive summary
<b>Inact</b>	<p>Memory allocated but not recently used or memory freed by the programs. Inactive memory remains mapped in the address space of one or more processes and, therefore, counts toward the RSS value of those processes.</p> <p>Any amount of memory freed by the routing protocol process might still be considered part of the <b>RES</b> value. Generally, the kernel delays the migrating of memory out of the <b>Inact</b> queue into the <b>Cache</b> or <b>Free</b> list unless there is a memory shortage.</p>	brief extensive summary

Table 14: show system processes Output Fields (*continued*)

Field Name	Field Description	Level of Output
<b>Wired</b>	Memory that is not eligible to be swapped, usually used for in-kernel memory structures and/or memory physically locked by a process.	<b>brief extensive summary</b>
<b>Cache</b>	Memory that is not associated with any program and does not need to be swapped before being reused.	<b>brief extensive summary</b>
<b>Buf</b>	Size of memory buffer used to hold data recently called from the disk.	<b>brief extensive summary</b>
<b>Free</b>	Memory that is not associated with any programs. Memory freed by a process can become <b>Inactive</b> , <b>Cache</b> , or <b>Free</b> , depending on the method used by the process to free the memory.	<b>brief extensive summary</b>
<b>Swap</b>	Information about physical and virtual memory allocation.  <b>NOTE:</b> Memory can remain swapped out indefinitely if it is not accessed again. Therefore, the show system process extensive command shows that memory is swapped to disk even though there is plenty of free memory, and such a situation is not unusual.	<b>brief extensive summary</b>
<b>PID</b>	Process identifier.	<b>detail extensive summary</b>
<b>TT</b>	Control terminal name.	<b>none detail</b>
<b>STAT</b>	Symbolic process state. The state is given by a sequence of letters. The first letter indicates the run state of the process: <ul style="list-style-type: none"> <li>• <b>D</b>—In disk or other short-term, uninterruptible wait</li> <li>• <b>I</b>—Idle (sleeping longer than about 20 seconds)</li> <li>• <b>R</b>—Runnable</li> <li>• <b>S</b>—Sleeping for less than 20 seconds</li> <li>• <b>T</b>—Stopped</li> <li>• <b>Z</b>—Dead (zombie)</li> <li>• <b>+</b> —The process is in the foreground process group of its control terminal.</li> <li>• <b>&lt;</b>—The process has raised CPU scheduling priority.</li> <li>• <b>&gt;</b>—The process has specified a soft limit on memory requirements and is currently exceeding that limit; such a process is not swapped.</li> <li>• <b>A</b>—The process requested random page replacement.</li> <li>• <b>E</b>—The process is trying to exit.</li> <li>• <b>L</b>—The process has pages locked in core.</li> <li>• <b>N</b>—The process has reduced CPU scheduling priority.</li> <li>• <b>S</b>—The process requested first-in, first-out (FIFO) page replacement.</li> <li>• <b>s</b>—The process is a session leader.</li> <li>• <b>V</b>—The process is temporarily suspended.</li> <li>• <b>W</b>—The process is swapped out.</li> <li>• <b>X</b>—The process is being traced or debugged.</li> </ul>	<b>none detail</b>

Table 14: show system processes Output Fields (*continued*)

Field Name	Field Description	Level of Output
UID	User identifier.	detail
USERNAME	Process owner.	extensive summary
PPID	Parent process identifier.	detail
CPU	<p><b>(D)</b>—Short-term CPU usage.</p> <p><b>(E and S)</b>—Raw (unweighted) CPU usage. The value of this field is used to sort the processes in the output.</p>	detail extensive summary
RSS	Resident set size.	detail
WCHAN	Symbolic name of the wait channel.	detail
STARTED	Local time when the process started running.	detail
PRI	Current priority of the process. A lower number indicates a higher priority.	detail extensive summary
NI or NICE	UNIX "niceness" value. A lower number indicates a higher priority.	detail extensive summary
SIZE	Total size of the process (text, data, and stack), in kilobytes.	extensive summary
RES	<p>Current amount of program resident memory, in kilobytes.</p> <p>This is also known as RSS or Resident Set Size. The <b>RES</b> value includes shared library pages used by the process. Any amount of memory freed by the process might still be considered part of the <b>RES</b> value. Generally, the kernel delays the migrating of memory out of the <b>Inact</b> queue into the <b>Cache</b> or <b>Free</b> list unless there is a memory shortage. This can lead to large discrepancies between the values reported by the routing protocol process and the kernel, even after the routing protocol process has freed a large amount of memory.</p>	extensive summary
STATE	Current state of the process (for example, <b>sleep</b> , <b>wait</b> , <b>run</b> , <b>idle</b> , <b>zombie</b> , or <b>stop</b> ).	extensive summary
TIME	<p><b>(S)</b>—Number of system and user CPU seconds that the process has used.</p> <p><b>(None, D, and E)</b>—Total amount of time that the command has been running.</p>	detail extensive summary
WCPU	Weighted CPU usage.	extensive summary
COMMAND	<p>Command that is currently running.</p> <p>(MX Series routers only) When you display the software processes for an MX Series Virtual Chassis, the <b>show system processes</b> command does not display information about the relayd process.</p>	detail extensive summary
THR	Number of threads in the process	extensive

## Sample Output

### show system processes

```
user@host> show system processes
PID  TT  STAT      TIME COMMAND
  0  ??  DLs       0:00.70 (swapper)
  1  ??  Is        0:00.35 /sbin/init --
  2  ??  DL        0:00.00 (pagedaemon)
  3  ??  DL        0:00.00 (vmdaemon)
  4  ??  DL        0:42.37 (update)
  5  ??  DL        0:00.00 (if_jnx)
 80  ??  Ss        0:14.66 syslogd -s
 96  ??  Is        0:00.01 portmap
128  ??  Is        0:02.70 cron
173  ??  Is        0:02.24 /usr/local/sbin/sshd (sshd1)
189  ??  S         0:03.80 /sbin/watchdog -t180
190  ??  I         0:00.03 /usr/sbin/tnetd -N
191  ??  S         2:24.76 /sbin/ifd -N
192  ??  S<        0:55.44 /usr/sbin/xntpd -N
195  ??  S         0:53.11 /usr/sbin/snmpd -N
196  ??  S         1:15.73 /usr/sbin/mib2d -N
198  ??  I         0:00.75 /usr/sbin/inetd -N
2677 ??  I         0:00.01 /usr/sbin/mgd -N
2712 ??  Ss        0:00.24 rlogind
2735 ??  R         0:00.00 /bin/ps -ax
1985 p0-  S         0:07.41 ./rpd -N
2713 p0  Is        0:00.24 -tcsh (tcsh)
2726 p0  S+        0:00.07 cli
```

### show system processes brief

```
user@host> show system processes brief
last pid: 543; load averages: 0.00, 0.00, 0.00 18:29:47
37 processes: 1 running, 36 sleeping

Mem: 25M Active, 3976K Inact, 19M Wired, 8346K Buf, 202M Free
Swap: 528M Total, 64K Used, 528M Free
```

### show system processes detail

```
user@host> show system processes detail
PID  UID  PPID  CPU  PRI  NI  RSS  WCHAN  STARTED  TT  STAT      TIME COMMAND
3151 1049 3129  2   28   0  672  -      1:13PM  p0  R+       0:00.00 ps -ax -r
  1   0   0   0   10   0  376  wait   1:51PM  ??  Is       0:00.29 /sbin/init
  2   0   0   0  -18   0   12  psleep 1:51PM  ??  DL       0:00.00 (pagedae
  3   0   0   0   28   0   12  psleep 1:51PM  ??  DL       0:00.00 (vmdaemo
  4   0   0   0   28   0   12  update 1:51PM  ??  DL       0:07.15 (update)
  5   0   0   0   2    0   12  pfesel 1:51PM  ??  IL       0:02.90 (if_pfe)
 27   0   1   0   10   0 17936 mfsidl 1:51PM  ??  Is       0:00.46 mfs /dev/
 81   0   1   0   2    0  496  select 1:52PM  ??  Ss       0:31.21 syslogd -
119   1   1   0   2    0  492  select 1:52PM  ??  Is       0:00.00 portmap
134   0   1   0   2    0  580  select 1:52PM  ??  S        0:02.95 amd -p -a
151   0   1   0   18   0  532  pause  1:52PM  ??  Is       0:00.34 cron
183   0   1   0   2    0  420  select 1:52PM  ??  Ss       0:00.07 /usr/loca
206   0   1   0   18   0   72  pause  1:52PM  ??  S        0:00.51 /sbin/wat
207   0   1   0   2    0  520  select 1:52PM  ??  I        0:00.16 /usr/sbin
208   0   1   0   2    0  536  select 1:52PM  ??  S        0:08.21 /sbin/dcd
210   0   1  255   2  -12  740  select 1:52PM  ??  S<       0:05.83 /usr/sbin
```

```

211  0  1  0  2  0  376 select  1:52PM  ??  S    0:00.03 /usr/sbin
215  0  1  0  2  0  548 select  1:52PM  ??  I    0:00.50 /usr/sbin
219  0  1  0  3  0  540 ttyin   1:52PM  v0  Is+  0:00.02 /usr/libe
220  0  1  0  3  0  540 ttyin   1:52PM  v1  Is+  0:00.01 /usr/libe
221  0  1  0  3  0  540 ttyin   1:52PM  v2  Is+  0:00.01 /usr/libe
222  0  1  0  3  0  540 ttyin   1:52PM  v3  Is+  0:00.01 /usr/libe
735  0  1  0  2  0  468 select  2:47PM  ??  S    0:19.14 /usr/sbin
736  0  1  0  2  0  212 select  2:47PM  ??  S    0:14.13 /usr/sbin
1380 0  1  0  3  0  888 ttyin   7:32PM  d0  Is+  0:00.46 bash
3019 0 207  0  2  0  636 select 10:49AM  ??  Ss   0:02.93 tnp.chass
3122 0 1380 0  2  0 1764 select 12:33PM  d0  S    0:00.77 ./rpd -N
3128 0  215 0  2  0  580 select 12:45PM  ??  Ss   0:00.12 rlogind
3129 1049 3128 0 18 0 944 pause 12:45PM  p0  Ss   0:00.14 -tcsh (tc
0  0  0  0 -18 0  0 sched  1:51PM  ??  DLs  0:00.10 (swapper

```

### show system processes extensive

```
user@host> show system processes extensive
```

```
Mem: 241M Active, 99M Inact, 78M Wired, 325M Cache, 69M Buf, 1251M Free
```

```
Swap: 2048M Total, 2048M Free
```

PID	USERNAME	THR	PRI	NICE	SIZE	RES	STATE	TIME	WCPU	COMMAND
11	root	1	171	52	OK	12K	RUN	807.5H	98.73%	idle
13	root	1	-20	-139	OK	12K	WAIT	36:17	0.00%	swi7: clock sio
1499	root	1	96	0	7212K	3040K	select	34:01	0.00%	license-check
1621	root	1	96	0	20968K	11216K	select	20:25	0.00%	mib2d
1465	root	2	8	-88	115M	11748K	nanslp	14:32	0.00%	chassisd
1478	root	1	96	0	6336K	3816K	select	11:28	0.00%	ppmd
20	root	1	-68	-187	OK	12K	WAIT	10:28	0.00%	irq10: em0 em1+++*
1490	root	1	96	0	11792K	4336K	select	9:44	0.00%	shm-rtssdbd
1618	root	1	96	0	39584K	7464K	select	8:47	0.00%	pfed
1622	root	1	96	0	15268K	10988K	select	6:16	0.00%	snmpd
1466	root	1	96	0	7408K	2896K	select	5:44	0.00%	alarmd
7	root	1	-16	0	OK	12K	client	5:09	0.00%	ifstate notify
1480	root	1	96	0	5388K	2660K	select	4:29	0.00%	ksyncd
12	root	1	-40	-159	OK	12K	WAIT	4:15	0.00%	swi2: netisr 0
1462	root	1	96	0	1836K	1240K	select	3:57	0.00%	bslockd
55	root	1	-16	0	OK	12K	-	3:44	0.00%	schedcpu
1392	root	1	16	0	OK	12K	bcmsem	3:37	0.00%	bcmLINK.0
47	root	1	-16	0	OK	12K	psleep	3:25	0.00%	vmkmemdaemon
36	root	1	20	0	OK	12K	syncer	2:46	0.00%	syncer
1484	root	1	96	0	7484K	3428K	select	2:38	0.00%	clksyncd
1616	root	1	96	0	4848K	2848K	select	2:18	0.00%	irsd
1487	root	1	96	0	32800K	6992K	select	2:10	0.00%	smid
1623	root	1	96	0	34616K	5464K	select	2:01	0.00%	dcd
15	root	1	-16	0	OK	12K	-	1:59	0.00%	yarrow
49	root	1	-16	0	OK	12K	.	1:51	0.00%	ddostasks

### show system processes extensive (EX9200 Switch)

```
user@switch> show system processes extensive
```

```
last pid: 3372; load averages: 0.02, 0.02, 0.00 up 0+01:42:22 16:39:57
```

```
151 processes: 4 running, 131 sleeping, 1 zombie, 15 waiting
```

```
Mem: 935M Active, 122M Inact, 108M Wired, 838M Cache, 214M Buf, 5872M Free
```

```
Swap: 8192M Total, 8192M Free
```

PID	USERNAME	THR	PRI	NICE	SIZE	RES	STATE	TIME	WCPU	COMMAND
-----	----------	-----	-----	------	------	-----	-------	------	------	---------

```

10 root      1 171  52    OK    16K RUN      96:34 92.19% idle
3317 root    1  97   0 40412K 30944K select 0:00  5.13% mgd
3316 root    1  96   0 26672K 20516K select 0:00  3.08% cli
1626 root    2   8  -88   124M 20332K nanslp  3:19  2.39% chassisd
260 root     1  -8   0    OK    16K mdwait  0:16  0.00% md16
19 root     1 -68 -187   OK    16K WAIT    0:12  0.00% irq11: em0 em1
em2*
1642 root    1  96   0  8052K 3936K RUN      0:10  0.00% clksyncd
11 root     1 -20 -139   OK    16K WAIT    0:07  0.00% swi7: clock sio
154 root     1  -8   0    OK    16K mdwait  0:06  0.00% md8
1784 root    1  96   0   98M 33720K select 0:05  0.00% authd
1646 root    1  96   0  7776K 2944K select 0:03  0.00% license-check
1807 root    1  96   0 41340K 9944K select 0:02  0.00% mib2d

```

[...Output truncated...]

### show system processes host processes (OCX1100 Switch)

```

user@switch> show system processes host processes
fpc0:
-----
top - 14:14:32 up  2:05,  0 users,  load average: 0.11, 0.39, 0.39
Tasks: 101 total,  1 running, 98 sleeping,  0 stopped,  2 zombie
Cpu(s):  3.1%us,  2.2%sy,  0.0%ni, 94.2%id,  0.4%wa,  0.0%hi,  0.0%si,  0.0%st
Mem:  3881300k total, 2667040k used, 1214260k free,  53232k buffers
Swap:  15620k total,    0k used,  15620k free,  808492k cached

  PID USER      PR  NI  VIRT  RES  SHR  S  %CPU  %MEM    TIME+  COMMAND
 2780 root      20   0 1860m 1.5g 3780  S   14  41.7 20:56.05  kvm
 1482 bind      20   0 24676 5912 1944  S    2   0.2  0:00.07  named
 4631 root      20   0  648m  94m  13m  S    2   2.5  4:19.59  dcpfe
 9230 root      20   0 15208 1092  832  R    2   0.0  0:00.01  top
   1 root      20   0  4216  660  576  S    0   0.0  2:09.61  init
   2 root      20   0     0     0     0  S    0   0.0  0:00.00  kthreadd
   3 root      20   0     0     0     0  S    0   0.0  0:00.21  ksoftirqd/0
   4 root      20   0     0     0     0  S    0   0.0  0:00.00  kworker/0:0
   5 root       0 -20     0     0     0  S    0   0.0  0:00.00  kworker/0:0H
   7 root      RT   0     0     0     0  S    0   0.0  0:00.52  migration/0
   8 root      20   0     0     0     0  S    0   0.0  0:04.36  rcu_preempt
   9 root      20   0     0     0     0  S    0   0.0  0:00.00  rcu_bh
  10 root      20   0     0     0     0  S    0   0.0  0:00.00  rcu_sched
  11 root      RT   0     0     0     0  S    0   0.0  0:00.53  migration/1

```

[...Output truncated...]

### show system processes lcc wide (TX Matrix Routing Matrix)

```

user@host> show system processes lcc 2 wide
lcc2-re0:
-----
  PID  TT  STAT      TIME  COMMAND
    0  ??  DLs      0:00.00  (swapper)
    1  ??  ILs      0:00.10  /sbin/preinit -- (init)
    2  ??  DL       0:00.00  (pagedaemon)
    3  ??  DL       0:00.00  (vmdaemon)
    4  ??  DL       0:00.00  (bufdaemon)
    5  ??  DL       0:00.04  (syncer)
    6  ??  DL       0:00.00  (netdaemon)
    7  ??  IL       0:00.00  (if_pic_listen)
    8  ??  IL       0:00.00  (scs_housekeeping)

```

```

    9  ??  IL    0:00.00 (if_pfe_listen)
   10  ??  DL    0:00.00 (vmuncachedaemon)
   11  ??  SL    0:00.02 (cb_poll)
  172  ??  ILs   0:00.21 mfs -o noauto /dev/ad1s1b /tmp (newfs)
2909  ??  Is    0:00.00 pccardd
2932  ??  Ss    0:00.07 syslogd -r -s
3039  ??  Is    0:00.00 cron
3217  ??  I     0:00.00 /sbin/watchdog -d
3218  ??  I     0:00.02 /usr/sbin/tnetd -N
3221  ??  S     0:00.11 /usr/sbin/alarmd -N
3222  ??  S     0:00.85 /usr/sbin/craftd -N
3223  ??  S     0:00.05 /usr/sbin/mgd -N
3224  ??  I     0:00.02 /usr/sbin/inetd -N
3225  ??  I     0:00.00 /usr/sbin/tnp.snmpd -N
3226  ??  I     0:00.01 /usr/sbin/tnp.snmpc -N
3228  ??  I     0:00.01 /usr/sbin/smartd -N
3231  ??  I     0:00.01 /usr/sbin/eccd -N
3425  ??  S     0:00.09 /usr/sbin/dfwd -N
3426  ??  S     0:00.19 /sbin/dcd -N
3427  ??  I     0:00.04 /usr/sbin/pfed -N
3430  ??  S     0:00.10 /usr/sbin/ksyncd -N
3482  ??  S     1:53.63 /usr/sbin/chassisd -N
4285  ??  SL    0:00.01 (peer proxy)
4286  ??  SL    0:00.00 (peer proxy)
4303  ??  Ss    0:00.00 mgd: (mgd) (root) (mgd)
4304  ??  R     0:00.00 /bin/ps -ax -ww
3270  d0  Is+   0:00.00 /usr/libexec/getty std.9600 ttyd0

```

### show system processes summary

```

user@host> show system processes summary
last pid: 543; load averages: 0.00, 0.00, 0.00 18:29:47
37 processes: 1 running, 36 sleeping

Mem: 25M Active, 3976K Inact, 19M Wired, 8346K Buf, 202M Free
Swap: 528M Total, 64K Used, 528M Free

PID USERNAME PRI NICE SIZE RES STATE TIME WCPU CPU COMMAND
527 root 2 0 176K 580K select 0:00 0.04% 0.04% rlogind
543 root 30 0 604K 768K RUN 0:00 0.00% 0.00% top

```

### show system processes (TX Matrix Plus Router)

```

user@host> show system processes
sfc0-re0:
-----
PID TT STAT TIME COMMAND
0 ?? Wls 0:00.00 [swapper]
1 ?? ILs 0:00.18 /packages/mnt/jbase/sbin/init --
2 ?? DL 0:00.20 [g_event]
3 ?? DL 0:00.39 [g_up]
4 ?? DL 0:00.32 [g_down]
5 ?? DL 0:00.00 [thread taskq]
6 ?? DL 0:00.09 [kqueue taskq]
7 ?? DL 0:00.01 [pagedaemon]
8 ?? DL 0:00.00 [vmdaemon]
9 ?? DL 0:06.63 [pagezero]
10 ?? DL 0:00.00 [ktrace]
11 ?? RL 310:52.98 [idle]
12 ?? WL 0:11.03 [swi2: net]

```

```

13 ?? WL 0:27.58 [swi7: clock sio]
14 ?? WL 0:00.00 [swi6: vm]
15 ?? DL 0:03.02 [yarrow]
16 ?? WL 0:00.00 [swi9: +]
17 ?? WL 0:00.00 [swi8: +]
18 ?? WL 0:00.00 [swi5: cambio]
19 ?? WL 0:00.00 [swi9: task queue]
20 ?? WL 0:11.41 [irq16: uhci0 uhci*]
21 ?? DL 0:00.00 [usb0]
22 ?? DL 0:00.00 [usbtask]
23 ?? WL 0:39.51 [irq17: uhci1 uhci*]
24 ?? DL 0:00.00 [usb1]
25 ?? WL 0:00.00 [irq18: uhci2 uhci*]
26 ?? DL 0:00.83 [usb2]
27 ?? DL 0:00.00 [usb3]
28 ?? DL 0:00.00 [usb4]
29 ?? DL 0:00.00 [usb5]
30 ?? DL 0:00.73 [usb6]
31 ?? DL 0:00.00 [usb7]
32 ?? WL 0:00.00 [irq14: ata0]
33 ?? WL 0:00.00 [irq15: ata1]
34 ?? WL 0:00.00 [irq1: atkbd0]
35 ?? WL 0:00.00 [swi0: sio]
36 ?? WL 0:00.00 [irq11: isab0]
37 ?? WL 0:00.00 [swi3: ip6opt ipopt]
38 ?? WL 0:00.00 [swi4: ip6mismatch+]
39 ?? WL 0:00.00 [swi1: ipfwd]
40 ?? DL 0:00.02 [bufdaemon]
41 ?? DL 0:00.02 [vn1ru]
42 ?? DL 0:00.39 [syncer]
43 ?? DL 0:00.05 [softdepflush]
44 ?? DL 0:00.00 [netdaemon]
45 ?? DL 0:00.02 [vmuncachedaemon]
46 ?? DL 0:00.00 [if_pic_listen]
47 ?? DL 0:00.35 [vmkmemdaemon]
48 ?? DL 0:00.00 [cb_poll]
49 ?? DL 0:00.06 [if_pfe_listen]
50 ?? DL 0:00.00 [scs_housekeeping]
51 ?? IL 0:00.00 [kern_dump_proc]
52 ?? IL 0:00.00 [nfsiod 0]
53 ?? IL 0:00.00 [nfsiod 1]
54 ?? IL 0:00.00 [nfsiod 2]
55 ?? IL 0:00.00 [nfsiod 3]
56 ?? DL 0:00.37 [schedcpu]
57 ?? DL 0:00.56 [md0]
79 ?? DL 0:02.58 [md1]
100 ?? DL 0:00.03 [md2]
118 ?? DL 0:00.01 [md3]
139 ?? DL 0:00.95 [md4]
160 ?? DL 0:00.12 [md5]
181 ?? DL 0:00.00 [md6]
217 ?? DL 0:00.02 [md7]
227 ?? DL 0:00.05 [md8]
1341 ?? SL 0:01.34 [bcmTX]
1342 ?? SL 0:01.68 [bcmXGS3AsyncTX]
1343 ?? SL 0:41.40 [bcmLINK.0]
1345 ?? SL 0:33.83 [bcmLINK.1]
1350 ?? Is 0:00.01 /usr/sbin/cron
1502 ?? S 0:00.01 /sbin/watchdog -t-1
1503 ?? S 0:00.86 /usr/libexec/bslockd -mp -N
1504 ?? S 0:00.01 /usr/sbin/tnetd -N

```



```

1507 ?? S      0:01.32 /usr/sbin/alarmd -N
1508 ?? S      0:14.54 /usr/sbin/craftd -N
1509 ?? S      0:01.19 /usr/sbin/mgd -N
1512 ?? I      0:00.05 /usr/sbin/inetd -N
1513 ?? S      0:00.10 /usr/sbin/tnp.snptd -N
1517 ?? S      0:00.11 /usr/sbin/smartd -N
1525 ?? S      0:01.10 /usr/sbin/idpd -N
1526 ?? S      0:01.43 /usr/sbin/license-check -U -M -p 10 -i 10
1527 ?? I      0:00.01 /usr/libexec/getty Pc ttyv0
1616 ?? DL     0:00.30 [peer proxy]
1617 ?? DL     0:00.32 [peer proxy]
1618 ?? DL     0:00.34 [peer proxy]
1619 ?? DL     0:00.30 [peer proxy]
2391 ?? Is     0:00.01 telnetd
7331 ?? Ss     0:00.03 telnetd
9538 ?? DL     0:01.16 [jsr_kkcm]
9613 ?? DL     0:00.18 [peer proxy]
23781 ?? Ss     0:00.01 telnetd
23926 ?? Ss     0:00.01 mgd: (mgd) (user)/dev/tty2 (mgd)
36867 ?? S      0:03.14 /usr/sbin/rpd -N
36874 ?? S      0:00.08 /usr/sbin/lmpd
36876 ?? S      0:00.17 /usr/sbin/lacpd -N
36877 ?? S      0:00.15 /usr/sbin/bfdd -N
36878 ?? S      0:05.05 /usr/sbin/ppmd -N
36907 ?? S      0:25.07 /usr/sbin/chassisd -N
37775 ?? S      0:00.01 /usr/sbin/bdbrepd -N
45727 ?? S      0:00.02 /usr/sbin/xntpd -j -N -g (ntpd)
45729 ?? S      0:00.38 /usr/sbin/l2ald -N
45730 ?? S<     0:00.12 /usr/sbin/apspd -N
45731 ?? SN     0:00.10 /usr/sbin/sampled -N
45732 ?? S      0:00.03 /usr/sbin/ilmid -N
45733 ?? S      0:00.09 /usr/sbin/rmopd -N
45734 ?? S      0:00.30 /usr/sbin/cosd
45735 ?? I      0:00.00 /usr/sbin/rtspd -N
45736 ?? S      0:00.06 /usr/sbin/fsad -N
45737 ?? S      0:00.05 /usr/sbin/rdd -N
45738 ?? S      0:00.10 /usr/sbin/pppd -N
45739 ?? S      0:00.05 /usr/sbin/dfcd -N
45740 ?? S      0:00.07 /usr/sbin/lfmd -N
45741 ?? S      0:00.01 /usr/sbin/mpiisoamd -N
45742 ?? I      0:00.01 /usr/sbin/sendd -N
45743 ?? S      0:00.08 /usr/sbin/appidd -N
45744 ?? S      0:00.05 /usr/sbin/mspd -N
45745 ?? S      0:00.25 /usr/sbin/jdiameterd -N
45746 ?? S      0:00.10 /usr/sbin/pfed -N
45747 ?? S      0:00.19 /usr/sbin/lpdfd -N
45748 ?? S      0:00.63 /sbin/dcd -N
45750 ?? S      0:00.45 /usr/sbin/mib2d -N
45751 ?? S      0:00.15 /usr/sbin/dfwd -N
45752 ?? S      0:00.15 /usr/sbin/irsd -N
45764 ?? S      0:20.59 /usr/sbin/snmpd -N
56479 ?? Ss     0:00.00 mgd: (mgd) (root) (mgd)
56480 ?? R      0:00.00 /bin/ps -ax
1142 d0- I      0:00.01 /usr/sbin/usbd -N
1160 d0- S      0:29.17 /usr/sbin/eventd -N -r -s -A
6527 d0 Is+    0:00.00 /usr/libexec/getty std.9600 ttyd0
2392 p1 Is     0:00.00 login [pam] (login)
2393 p1 I      0:00.00 -csh (csh)
2394 p1 I      0:00.00 su -
2395 p1 I+     0:00.01 -su (csh)
23782 p2 Is     0:00.00 login [pam] (login)

```

```

23881 p2 I    0:00.00 -csh (csh)
23925 p2 S+   0:00.03 cli
7332  p3 Is   0:00.00 login [pam] (login)
7333  p3 I    0:00.00 -csh (csh)
23780 p3 S+   0:00.02 telnet aj

```

```
lcc0-re0:
```

```

-----
PID  TT  STAT    TIME COMMAND
  0  ??  Wls    0:00.00 [swapper]
  1  ??  ILs    0:00.16 /packages/mnt/jbase/sbin/init --
  2  ??  DL     0:00.01 [g_event]
  3  ??  DL     0:00.16 [g_up]
  4  ??  DL     0:00.11 [g_down]
  5  ??  DL     0:00.00 [thread taskq]
  6  ??  DL     0:00.00 [kqueue taskq]
  7  ??  DL     0:00.00 [pagedaemon]
  8  ??  DL     0:00.00 [vmdaemon]
  9  ??  DL     0:01.77 [pagezero]
 10  ??  DL     0:00.00 [ktrace]
 11  ??  RL    17:22.31 [idle]
 12  ??  WL     0:00.32 [swi2: net]
 13  ??  WL     0:01.21 [swi7: clock sio]
 14  ??  WL     0:00.00 [swi6: vm]
 15  ??  DL     0:00.10 [yarrow]
 16  ??  WL     0:00.00 [swi9: +]
 17  ??  WL     0:00.00 [swi8: +]
 18  ??  WL     0:00.00 [swi5: cambio]
 19  ??  WL     0:00.00 [swi9: task queue]
 20  ??  WL     0:02.73 [irq10: bcm0 uhci1*]
 21  ??  WL     0:00.02 [irq11: cb0 uhci0+*]
 22  ??  DL     0:00.00 [usb0]
 23  ??  DL     0:00.00 [usbtask]
 24  ??  DL     0:00.00 [usb1]
 25  ??  DL     0:00.05 [usb2]
 26  ??  DL     0:00.00 [usb3]
 27  ??  DL     0:00.00 [usb4]
 28  ??  DL     0:00.00 [usb5]
 29  ??  DL     0:00.04 [usb6]
 30  ??  DL     0:00.00 [usb7]
 31  ??  WL     0:00.00 [irq14: ata0]
 32  ??  WL     0:00.00 [irq15: ata1]
 33  ??  WL     0:00.00 [irq1: atkbd0]
 34  ??  WL     0:00.00 [swi0: sio]
 35  ??  WL     0:00.00 [swi3: ip6opt ipopt]
 36  ??  WL     0:00.00 [swi4: ip6mismatch+]
 37  ??  WL     0:00.00 [swi1: ipfwd]
 38  ??  DL     0:00.00 [bufdaemon]
 39  ??  DL     0:00.00 [vnlru]
 40  ??  DL     0:00.01 [syncer]
 41  ??  DL     0:00.00 [softdepflush]
 42  ??  DL     0:00.00 [netdaemon]
 43  ??  DL     0:00.00 [vmuncachedaemon]
 44  ??  DL     0:00.00 [if_pic_listen]
 45  ??  DL     0:00.02 [vmkmemdaemon]
 46  ??  DL     0:00.01 [cb_poll]
 47  ??  DL     0:00.00 [if_pfe_listen]
 48  ??  DL     0:00.00 [scs_housekeeping]
 49  ??  IL     0:00.00 [kern_dump_proc]
 50  ??  IL     0:00.00 [nfsiod 0]
 51  ??  IL     0:00.00 [nfsiod 1]

```

```

52 ?? IL 0:00.00 [nfsiod 2]
53 ?? IL 0:00.00 [nfsiod 3]
54 ?? DL 0:00.01 [schedcpu]
55 ?? DL 0:00.73 [md0]
77 ?? DL 0:03.54 [md1]
98 ?? DL 0:00.37 [md2]
116 ?? DL 0:00.02 [md3]
137 ?? DL 0:00.56 [md4]
158 ?? DL 0:00.15 [md5]
179 ?? DL 0:00.00 [md6]
215 ?? DL 0:00.03 [md7]
225 ?? DL 0:00.03 [md8]
1078 ?? DL 0:00.00 [jsr_kkcm]
1363 ?? SL 0:00.09 [bcmTX]
1364 ?? SL 0:00.10 [bcmXGS3AsyncTX]
1365 ?? SL 0:03.08 [bcmLINK.0]
1370 ?? Is 0:00.00 /usr/sbin/cron
1522 ?? S 0:00.00 /sbin/watchdog -t-1
1523 ?? S 0:00.05 /usr/libexec/bslockd -mp -N
1524 ?? I 0:00.01 /usr/sbin/tnetd -N
1526 ?? S 0:04.98 /usr/sbin/chassisd -N
1527 ?? S 0:00.04 /usr/sbin/alarmd -N
1528 ?? I 0:00.40 /usr/sbin/craftd -N
1529 ?? S 0:00.08 /usr/sbin/mgd -N
1532 ?? I 0:00.04 /usr/sbin/inetd -N
1533 ?? I 0:00.00 /usr/sbin/tnp.snptd -N
1534 ?? I 0:00.00 /usr/sbin/tnp.snptc -N
1536 ?? S 0:00.01 /usr/sbin/smartd -N
1540 ?? I 0:00.07 /usr/sbin/jcsd -N
1541 ?? S 0:00.11 /usr/sbin/idpd -N
1542 ?? I 0:00.00 /usr/libexec/getty Pc ttyv0
2089 ?? DL 0:00.01 [peer proxy]
2090 ?? DL 0:00.01 [peer proxy]
2091 ?? DL 0:00.01 [peer proxy]
2657 ?? S 0:00.02 /usr/sbin/dfwd -N
2658 ?? S 0:00.02 /sbin/dcd -N
2659 ?? S 0:00.05 /usr/sbin/snmpd -N
2660 ?? S 0:00.01 /usr/sbin/mib2d -N
2661 ?? S 0:00.01 /usr/sbin/pfed -N
2662 ?? S 0:00.01 /usr/sbin/irsd -N
2667 ?? S 0:00.13 /usr/sbin/ksyncd -N
2690 ?? Ss 0:00.00 mgd: (mgd) (root) (mgd)
2691 ?? R 0:00.00 /bin/ps -ax
1164 d0- S 0:00.00 /usr/sbin/usbd -N
1182 d0- S 0:00.34 /usr/sbin/eventd -N -r -s -A
1543 d0 Is+ 0:00.00 /usr/libexec/getty std.9600 ttyd0

```

lcc1-re0:

```

-----
PID TT STAT TIME COMMAND
0 ?? Wls 0:00.00 [swapper]
1 ?? ILs 0:00.17 /packages/mnt/jbase/sbin/init --
2 ?? DL 0:00.01 [g_event]
3 ?? DL 0:00.16 [g_up]
4 ?? DL 0:00.11 [g_down]
5 ?? DL 0:00.00 [thread taskq]
6 ?? DL 0:00.00 [kqueue taskq]
7 ?? DL 0:00.00 [pagedaemon]
8 ?? DL 0:00.00 [vmdaemon]
9 ?? DL 0:01.77 [pagezero]
10 ?? DL 0:00.00 [ktrace]

```

```

11 ?? RL 17:22.83 [idle]
12 ?? WL 0:00.35 [swi2: net]
13 ?? WL 0:01.20 [swi7: clock sio]
14 ?? WL 0:00.00 [swi6: vm]
15 ?? DL 0:00.10 [yarrow]
16 ?? WL 0:00.00 [swi9: +]
17 ?? WL 0:00.00 [swi8: +]
18 ?? WL 0:00.00 [swi5: cambio]
19 ?? WL 0:00.00 [swi9: task queue]
20 ?? WL 0:02.87 [irq10: bcm0 uhci1*]
21 ?? WL 0:00.02 [irq11: cb0 uhci0+*]
22 ?? DL 0:00.00 [usb0]
23 ?? DL 0:00.00 [usbtask]
24 ?? DL 0:00.00 [usb1]
25 ?? DL 0:00.05 [usb2]
26 ?? DL 0:00.00 [usb3]
27 ?? DL 0:00.00 [usb4]
28 ?? DL 0:00.00 [usb5]
29 ?? DL 0:00.04 [usb6]
30 ?? DL 0:00.00 [usb7]
31 ?? WL 0:00.00 [irq14: ata0]
32 ?? WL 0:00.00 [irq15: ata1]
33 ?? WL 0:00.00 [irq1: atkbd0]
34 ?? WL 0:00.00 [swi0: sio]
35 ?? WL 0:00.00 [swi3: ip6opt ipopt]
36 ?? WL 0:00.00 [swi4: ip6mismatch+]
37 ?? WL 0:00.00 [swi1: ipfwd]
38 ?? DL 0:00.00 [bufdaemon]
39 ?? DL 0:00.00 [vn1ru]
40 ?? DL 0:00.01 [syncer]
41 ?? DL 0:00.00 [softdepflush]
42 ?? DL 0:00.00 [netdaemon]
43 ?? DL 0:00.00 [vmuncachedaemon]
44 ?? DL 0:00.00 [if_pic_listen]
45 ?? DL 0:00.02 [vmkmemdaemon]
46 ?? DL 0:00.01 [cb_poll]
47 ?? DL 0:00.00 [if_pfe_listen]
48 ?? DL 0:00.00 [scs_housekeeping]
49 ?? IL 0:00.00 [kern_dump_proc]
50 ?? IL 0:00.00 [nfsiod 0]
51 ?? IL 0:00.00 [nfsiod 1]
52 ?? IL 0:00.00 [nfsiod 2]
53 ?? IL 0:00.00 [nfsiod 3]
54 ?? DL 0:00.02 [schedcpu]
55 ?? DL 0:00.75 [md0]
77 ?? DL 0:03.40 [md1]
98 ?? DL 0:00.37 [md2]
116 ?? DL 0:00.02 [md3]
137 ?? DL 0:00.56 [md4]
158 ?? DL 0:00.15 [md5]
179 ?? DL 0:00.00 [md6]
215 ?? DL 0:00.03 [md7]
225 ?? DL 0:00.03 [md8]
1052 ?? DL 0:00.00 [jsr_kkcm]
1337 ?? SL 0:00.09 [bcmTX]
1338 ?? SL 0:00.10 [bcmXGS3AsyncTX]
1339 ?? SL 0:03.10 [bcmLINK.0]
1344 ?? Is 0:00.00 /usr/sbin/cron
1496 ?? S 0:00.00 /sbin/watchdog -t-1
1497 ?? S 0:00.05 /usr/libexec/bslockd -mp -N
1498 ?? I 0:00.01 /usr/sbin/tnetd -N

```

```

1500 ?? S      0:04.97 /usr/sbin/chassisd -N
1501 ?? S      0:00.04 /usr/sbin/alarmd -N
1502 ?? I      0:00.40 /usr/sbin/craftd -N
1503 ?? S      0:00.08 /usr/sbin/mgd -N
1506 ?? I      0:00.04 /usr/sbin/inetd -N
1507 ?? I      0:00.00 /usr/sbin/tnp.snmpd -N
1508 ?? I      0:00.00 /usr/sbin/tnp.sntpc -N
1510 ?? S      0:00.01 /usr/sbin/smartd -N
1514 ?? I      0:00.07 /usr/sbin/jcsd -N
1515 ?? S      0:00.18 /usr/sbin/idpd -N
1516 ?? I      0:00.00 /usr/libexec/getty Pc ttyv0
2068 ?? DL     0:00.01 [peer proxy]
2069 ?? DL     0:00.01 [peer proxy]
2070 ?? DL     0:00.01 [peer proxy]
2666 ?? S      0:00.02 /sbin/dcd -N
2667 ?? S      0:00.01 /usr/sbin/irsd -N
2668 ?? S      0:00.01 /usr/sbin/pfed -N
2669 ?? S      0:00.05 /usr/sbin/snmpd -N
2670 ?? S      0:00.01 /usr/sbin/mib2d -N
2671 ?? S      0:00.02 /usr/sbin/dfwd -N
2675 ?? S      0:00.13 /usr/sbin/ksyncd -N
2699 ?? Ss     0:00.00 mgd: (mgd) (root) (mgd)
2700 ?? R      0:00.00 /bin/ps -ax
1138 d0- S     0:00.00 /usr/sbin/usbd -N
1156 d0- S     0:00.37 /usr/sbin/eventd -N -r -s -A
1517 d0 Is+    0:00.00 /usr/libexec/getty std.9600 ttyd0

```

lcc2-re0:

```

-----
PID TT  STAT      TIME COMMAND
  0 ??  Wls      0:00.00 [swapper]
  1 ??  ILs      0:00.18 /packages/mnt/jbase/sbin/init --
  2 ??  DL        0:00.01 [g_event]
  3 ??  DL        0:00.17 [g_up]
  4 ??  DL        0:00.12 [g_down]
  5 ??  DL        0:00.00 [thread taskq]
  6 ??  DL        0:00.00 [kqueue taskq]
  7 ??  DL        0:00.00 [pagedaemon]
  8 ??  DL        0:00.00 [vmdaemon]
  9 ??  DL        0:01.77 [pagezero]
 10 ??  DL        0:00.00 [ktrace]
 11 ??  RL      17:19.13 [idle]
 12 ??  WL        0:00.36 [swi2: net]
 13 ??  WL        0:01.20 [swi7: clock sio]
 14 ??  WL        0:00.00 [swi6: vm]
 15 ??  DL        0:00.13 [yarrow]
 16 ??  WL        0:00.00 [swi9: +]
 17 ??  WL        0:00.00 [swi8: +]
 18 ??  WL        0:00.00 [swi5: cambio]
 19 ??  WL        0:00.00 [swi9: task queue]
 20 ??  WL        0:03.03 [irq10: bcm0 uhci1*]
 21 ??  WL        0:00.02 [irq11: cb0 uhci0+*]
 22 ??  DL        0:00.00 [usb0]
 23 ??  DL        0:00.00 [usbtask]
 24 ??  DL        0:00.00 [usb1]
 25 ??  DL        0:00.05 [usb2]
 26 ??  DL        0:00.00 [usb3]
 27 ??  DL        0:00.00 [usb4]
 28 ??  DL        0:00.00 [usb5]
 29 ??  DL        0:00.04 [usb6]
 30 ??  DL        0:00.00 [usb7]

```

```

31 ?? WL 0:00.00 [irq14: ata0]
32 ?? WL 0:00.00 [irq15: ata1]
33 ?? WL 0:00.00 [irq1: atkbd0]
34 ?? WL 0:00.00 [swi0: sio]
35 ?? WL 0:00.00 [swi3: ip6opt ipopt]
36 ?? WL 0:00.00 [swi4: ip6mismatch+]
37 ?? WL 0:00.00 [swi1: ipfwd]
38 ?? DL 0:00.00 [bufdaemon]
39 ?? DL 0:00.00 [vn1ru]
40 ?? DL 0:00.01 [syncer]
41 ?? DL 0:00.00 [softdepflush]
42 ?? DL 0:00.00 [netdaemon]
43 ?? DL 0:00.00 [vmuncachedaemon]
44 ?? DL 0:00.00 [if_pic_listen]
45 ?? DL 0:00.02 [vmkmemdaemon]
46 ?? DL 0:00.01 [cb_poll]
47 ?? DL 0:00.00 [if_pfe_listen]
48 ?? DL 0:00.00 [scs_housekeeping]
49 ?? IL 0:00.00 [kern_dump_proc]
50 ?? IL 0:00.00 [nfsiod 0]
51 ?? IL 0:00.00 [nfsiod 1]
52 ?? IL 0:00.00 [nfsiod 2]
53 ?? IL 0:00.00 [nfsiod 3]
54 ?? DL 0:00.02 [schedcpu]
55 ?? DL 0:00.75 [md0]
77 ?? DL 0:03.48 [md1]
98 ?? DL 0:00.59 [md2]
116 ?? DL 0:00.02 [md3]
137 ?? DL 0:00.56 [md4]
158 ?? DL 0:00.15 [md5]
179 ?? DL 0:00.00 [md6]
215 ?? DL 0:00.03 [md7]
225 ?? DL 0:00.03 [md8]
1052 ?? DL 0:00.00 [jsr_kkcm]
1337 ?? SL 0:00.09 [bcmTX]
1338 ?? SL 0:00.10 [bcmXGS3AsyncTX]
1339 ?? SL 0:03.22 [bcmLINK.0]
1344 ?? Is 0:00.00 /usr/sbin/cron
1496 ?? S 0:00.00 /sbin/watchdog -t-1
1497 ?? S 0:00.05 /usr/libexec/bslockd -mp -N
1498 ?? S 0:00.01 /usr/sbin/tnetd -N
1500 ?? R 0:05.17 /usr/sbin/chassisd -N
1501 ?? S 0:00.04 /usr/sbin/alarmd -N
1502 ?? I 0:00.39 /usr/sbin/craftd -N
1503 ?? S 0:00.08 /usr/sbin/mgd -N
1506 ?? I 0:00.05 /usr/sbin/inetd -N
1507 ?? I 0:00.00 /usr/sbin/tnp.snptd -N
1508 ?? I 0:00.00 /usr/sbin/tnp.snptc -N
1510 ?? S 0:00.01 /usr/sbin/smartd -N
1514 ?? I 0:00.07 /usr/sbin/jcsd -N
1515 ?? S 0:00.17 /usr/sbin/idpd -N
1516 ?? I 0:00.00 /usr/libexec/getty Pc ttyv0
2591 ?? DL 0:00.01 [peer proxy]
2592 ?? DL 0:00.01 [peer proxy]
2593 ?? DL 0:00.01 [peer proxy]
2597 ?? DL 0:00.00 [peer proxy]
3192 ?? S 0:00.01 /usr/sbin/irsd -N
3193 ?? S 0:00.05 /usr/sbin/snmpd -N
3194 ?? S 0:00.02 /sbin/dcd -N
3195 ?? S 0:00.01 /usr/sbin/pfed -N
3196 ?? S 0:00.01 /usr/sbin/mib2d -N

```

```

3197 ?? S      0:00.02 /usr/sbin/dfwd -N
3198 ?? S      0:00.13 /usr/sbin/ksyncd -N
3228 ?? Ss     0:00.00 mgd: (mgd) (root) (mgd)
3229 ?? R      0:00.00 /bin/ps -ax
1138 d0- S     0:00.00 /usr/sbin/usbd -N
1156 d0- S     0:00.42 /usr/sbin/eventd -N -r -s -A
1517 d0 Is+    0:00.00 /usr/libexec/getty std.9600 ttyd0
...

```

### show system processes sfc (TX Matrix Plus Router)

```

user@host> show system processes sfc 0
sfc0-re0:

```

```

-----
PID  TT  STAT      TIME COMMAND
  0  ??  Wls      0:00.00 [swapper]
  1  ??  SLs      0:00.18 /packages/mnt/jbase/sbin/init --
  2  ??  DL       0:00.20 [g_event]
  3  ??  DL       0:00.39 [g_up]
  4  ??  DL       0:00.32 [g_down]
  5  ??  DL       0:00.00 [thread taskq]
  6  ??  DL       0:00.09 [kqueue taskq]
  7  ??  DL       0:00.01 [pagedaemon]
  8  ??  DL       0:00.00 [vmdaemon]
  9  ??  DL       0:06.63 [pagezero]
 10  ??  DL       0:00.00 [ktrace]
 11  ??  RL      312:09.00 [idle]
 12  ??  WL       0:11.07 [swi2: net]
 13  ??  WL       0:27.70 [swi7: clock sio]
 14  ??  WL       0:00.00 [swi6: vm]
 15  ??  DL       0:03.03 [yarrow]
 16  ??  WL       0:00.00 [swi9: +]
 17  ??  WL       0:00.00 [swi8: +]
 18  ??  WL       0:00.00 [swi5: cambio]
 19  ??  WL       0:00.00 [swi9: task queue]
 20  ??  WL       0:11.46 [irq16: uhci0 uhci*]
 21  ??  DL       0:00.00 [usb0]
 22  ??  DL       0:00.00 [usbtask]
 23  ??  WL       0:39.63 [irq17: uhci1 uhci*]
 24  ??  DL       0:00.00 [usb1]
 25  ??  WL       0:00.00 [irq18: uhci2 uhci*]
 26  ??  DL       0:00.84 [usb2]
 27  ??  DL       0:00.00 [usb3]
 28  ??  DL       0:00.00 [usb4]
 29  ??  DL       0:00.00 [usb5]
 30  ??  DL       0:00.73 [usb6]
 31  ??  DL       0:00.00 [usb7]
 32  ??  WL       0:00.00 [irq14: ata0]
 33  ??  WL       0:00.00 [irq15: ata1]
 34  ??  WL       0:00.00 [irq1: atkbd0]
 35  ??  WL       0:00.00 [swi0: sio]
 36  ??  WL       0:00.00 [irq11: isab0]
 37  ??  WL       0:00.00 [swi3: ip6opt ipopt]
 38  ??  WL       0:00.00 [swi4: ip6mismatch+]
 39  ??  WL       0:00.00 [swi1: ipfwd]
 40  ??  DL       0:00.02 [bufdaemon]
 41  ??  DL       0:00.02 [vn1ru]
 42  ??  DL       0:00.39 [syncer]
 43  ??  DL       0:00.05 [softdepflush]
 44  ??  DL       0:00.00 [netdaemon]
 45  ??  DL       0:00.02 [vmuncachedaemon]

```

```

46 ?? DL 0:00.00 [if_pic_listen]
47 ?? DL 0:00.35 [vmkmemdaemon]
48 ?? DL 0:00.00 [cb_poll]
49 ?? DL 0:00.06 [if_pfe_listen]
50 ?? DL 0:00.00 [scs_housekeeping]
51 ?? IL 0:00.00 [kern_dump_proc]
52 ?? IL 0:00.00 [nfsiod 0]
53 ?? IL 0:00.00 [nfsiod 1]
54 ?? IL 0:00.00 [nfsiod 2]
55 ?? IL 0:00.00 [nfsiod 3]
56 ?? DL 0:00.37 [schedcpu]
57 ?? DL 0:00.56 [md0]
79 ?? DL 0:02.58 [md1]
100 ?? DL 0:00.03 [md2]
118 ?? DL 0:00.01 [md3]
139 ?? DL 0:00.95 [md4]
160 ?? DL 0:00.12 [md5]
181 ?? DL 0:00.00 [md6]
217 ?? DL 0:00.02 [md7]
227 ?? DL 0:00.05 [md8]
1341 ?? SL 0:01.35 [bcmTX]
1342 ?? SL 0:01.69 [bcmXGS3AsyncTX]
1343 ?? SL 0:41.57 [bcmLINK.0]
1345 ?? SL 0:33.97 [bcmLINK.1]
1350 ?? Is 0:00.01 /usr/sbin/cron
1502 ?? S 0:00.01 /sbin/watchdog -t-1
1503 ?? S 0:00.86 /usr/libexec/bslockd -mp -N
1504 ?? I 0:00.01 /usr/sbin/tnetd -N
1507 ?? S 0:01.32 /usr/sbin/alarmd -N
1508 ?? S 0:14.54 /usr/sbin/craftd -N
1509 ?? S 0:01.20 /usr/sbin/mgd -N
1512 ?? S 0:00.05 /usr/sbin/inetd -N
1513 ?? S 0:00.10 /usr/sbin/tnp.sntpd -N
1517 ?? S 0:00.11 /usr/sbin/smartd -N
1525 ?? S 0:01.11 /usr/sbin/idpd -N
1526 ?? S 0:01.43 /usr/sbin/license-check -U -M -p 10 -i 10
1527 ?? I 0:00.01 /usr/libexec/getty Pc ttyv0
1616 ?? DL 0:00.30 [peer proxy]
1617 ?? DL 0:00.32 [peer proxy]
1618 ?? DL 0:00.34 [peer proxy]
1619 ?? DL 0:00.30 [peer proxy]
2391 ?? Is 0:00.01 telnetd
7331 ?? Ss 0:00.03 telnetd
9538 ?? DL 0:01.16 [jsr_kkcm]
9613 ?? DL 0:00.18 [peer proxy]
23781 ?? Ss 0:00.01 telnetd
23926 ?? Ss 0:00.03 mgd: (mgd) (user)/dev/tty2 (mgd)
36867 ?? S 0:03.14 /usr/sbin/rpd -N
36874 ?? S 0:00.08 /usr/sbin/lmpd
36876 ?? S 0:00.17 /usr/sbin/lacpd -N
36877 ?? S 0:00.15 /usr/sbin/bfdd -N
36878 ?? S 0:05.05 /usr/sbin/ppmd -N
36907 ?? S 0:26.63 /usr/sbin/chassisd -N
37775 ?? S 0:00.01 /usr/sbin/bdbrepd -N
45727 ?? S 0:00.02 /usr/sbin/xntpd -j -N -g (ntpd)
45729 ?? S 0:00.40 /usr/sbin/l2ald -N
45730 ?? S< 0:00.13 /usr/sbin/apsd -N
45731 ?? SN 0:00.10 /usr/sbin/sampled -N
45732 ?? S 0:00.03 /usr/sbin/ilmid -N
45733 ?? S 0:00.09 /usr/sbin/rmopd -N
45734 ?? S 0:00.31 /usr/sbin/cosd

```



```

45735 ?? I      0:00.00 /usr/sbin/rtspd -N
45736 ?? S      0:00.06 /usr/sbin/fsad -N
45737 ?? S      0:00.05 /usr/sbin/rdd -N
45738 ?? S      0:00.10 /usr/sbin/pppd -N
45739 ?? S      0:00.05 /usr/sbin/dfcd -N
45740 ?? S      0:00.08 /usr/sbin/lfmd -N
45741 ?? S      0:00.01 /usr/sbin/mpiisoamd -N
45742 ?? I      0:00.01 /usr/sbin/sendd -N
45743 ?? S      0:00.08 /usr/sbin/appidd -N
45744 ?? S      0:00.05 /usr/sbin/mspd -N
45745 ?? S      0:00.27 /usr/sbin/jdiameterd -N
45746 ?? S      0:00.10 /usr/sbin/pfed -N
45747 ?? S      0:00.19 /usr/sbin/lpdfd -N
45748 ?? S      0:00.64 /sbin/dcd -N
45750 ?? S      0:00.46 /usr/sbin/mib2d -N
45751 ?? S      0:00.16 /usr/sbin/dfwd -N
45752 ?? S      0:00.15 /usr/sbin/irsd -N
45764 ?? S      0:20.60 /usr/sbin/snmpd -N
56481 ?? Ss     0:00.02 telnetd
56548 ?? Rs     0:00.19 mgd: (mgd) (user)/dev/tty0 (mgd)
56577 ?? Ss     0:00.00 mgd: (mgd) (root) (mgd)
56578 ?? R      0:00.00 /bin/ps -ax
1142 d0- S      0:00.01 /usr/sbin/usbd -N
1160 d0- S      0:29.71 /usr/sbin/eventd -N -r -s -A
6527 d0 Is+    0:00.00 /usr/libexec/getty std.9600 ttyd0
56482 p0 Is     0:00.00 login [pam] (login)
56483 p0 S       0:00.01 -csh (csh)
56547 p0 S+     0:00.02 cli
2392 p1 Is     0:00.00 login [pam] (login)
2393 p1 I       0:00.00 -csh (csh)
2394 p1 I       0:00.00 su -
2395 p1 I+     0:00.01 -su (csh)
23782 p2 Is     0:00.00 login [pam] (login)
23881 p2 I       0:00.00 -csh (csh)
23925 p2 S+     0:00.03 cli
7332 p3 Is     0:00.00 login [pam] (login)
7333 p3 I       0:00.00 -csh (csh)
23780 p3 S+     0:00.02 telnet aj

```

### show system processes lcc wide (TX Matrix Plus Routing Matrix)

```

user@host> show system processes lcc 2 wide
lcc2-re0:

```

```

-----
PID  TT  STAT  TIME PROVIDER COMMAND
0   ??  Wls    0:00.00 (null)  [swapper]
1   ??  ILs    0:00.19          /packages/mnt/jbase/sbin/init --
2   ??  DL     0:00.02          [g_event]
3   ??  DL     0:00.19          [g_up]
4   ??  DL     0:00.13          [g_down]
5   ??  DL     0:00.00          [thread taskq]
6   ??  DL     0:00.00          [kqueue taskq]
7   ??  DL     0:00.00          [pagedaemon]
8   ??  DL     0:00.00          [vmdaemon]
9   ??  DL     0:01.77          [pagezero]
10  ??  DL     0:00.00          [ktrace]
11  ??  RL     20:33.81          [idle]
12  ??  WL     0:00.38          [swi2: net]
13  ??  WL     0:01.43          [swi7: clock sio]
14  ??  WL     0:00.00          [swi6: vm]
15  ??  DL     0:00.14          [yarrow]

```

16	??	WL	0:00.00	[swi9: +]
17	??	WL	0:00.00	[swi8: +]
18	??	WL	0:00.00	[swi5: cambio]
19	??	WL	0:00.00	[swi9: task queue]
20	??	WL	0:03.18	[irq10: bcm0 uhci1*]
21	??	WL	0:00.03	[irq11: cb0 uhci0+*]
22	??	DL	0:00.00	[usb0]
23	??	DL	0:00.00	[usbtask]
24	??	DL	0:00.00	[usb1]
25	??	DL	0:00.06	[usb2]
26	??	DL	0:00.00	[usb3]
27	??	DL	0:00.00	[usb4]
28	??	DL	0:00.00	[usb5]
29	??	DL	0:00.05	[usb6]
30	??	DL	0:00.00	[usb7]
31	??	WL	0:00.00	[irq14: ata0]
32	??	WL	0:00.00	[irq15: ata1]
33	??	WL	0:00.00	[irq1: atkbd0]
34	??	WL	0:00.00	[swi0: sio]
35	??	WL	0:00.00	[swi3: ip6opt ipopt]
36	??	WL	0:00.00	[swi4: ip6mismatch+]
37	??	WL	0:00.00	[swi1: ipfwd]
38	??	DL	0:00.00	[bufdaemon]
39	??	DL	0:00.00	[vn1ru]
40	??	DL	0:00.02	[syncer]
41	??	DL	0:00.01	[softdepflush]
42	??	DL	0:00.00	[netdaemon]
43	??	DL	0:00.00	[vmuncachedaemon]
44	??	DL	0:00.00	[if_pic_listen]
45	??	DL	0:00.03	[vmkmemdaemon]
46	??	DL	0:00.01	[cb_poll]
47	??	DL	0:00.00	[if_pfe_listen]
48	??	DL	0:00.00	[scs_housekeeping]
49	??	IL	0:00.00	[kern_dump_proc]
50	??	IL	0:00.00	[nfsiod 0]
51	??	IL	0:00.00	[nfsiod 1]
52	??	IL	0:00.00	[nfsiod 2]
53	??	IL	0:00.00	[nfsiod 3]
54	??	DL	0:00.02	[schedcpu]
55	??	DL	0:00.75	[md0]
77	??	DL	0:03.84	[md1]
98	??	DL	0:00.59	[md2]
116	??	DL	0:00.02	[md3]
137	??	DL	0:00.72	[md4]
158	??	DL	0:00.15	[md5]
179	??	DL	0:00.00	[md6]
215	??	DL	0:00.03	[md7]
225	??	DL	0:00.03	[md8]
1052	??	DL	0:00.00	[jsr_kkcm]
1337	??	SL	0:00.11	[bcmTX]
1338	??	SL	0:00.12	[bcmXGS3AsyncTX]
1339	??	SL	0:03.82	[bcmLINK.0]
1344	??	Is	0:00.00	/usr/sbin/cron
1496	??	I	0:00.00	/sbin/watchdog -t-1
1497	??	S	0:00.06	/usr/libexec/bslockd -mp -N
1498	??	I	0:00.01	/usr/sbin/tinetd -N
1500	??	S	0:09.93	/usr/sbin/chassisd -N
1501	??	S	0:00.05	/usr/sbin/alarmd -N
1502	??	I	0:00.39	/usr/sbin/craftd -N
1503	??	S	0:00.09	/usr/sbin/mgd -N
1506	??	I	0:00.05	/usr/sbin/inetd -N

```

1507 ?? I      0:00.00      /usr/sbin/tnp.sntpd -N
1508 ?? I      0:00.00      /usr/sbin/tnp.sntpc -N
1510 ?? S      0:00.01      /usr/sbin/smartd -N
1514 ?? I      0:00.07      /usr/sbin/jcsd -N
1515 ?? S      0:00.17      /usr/sbin/idpd -N
1516 ?? I      0:00.00      /usr/libexec/getty Pc ttyv0
2591 ?? DL     0:00.01      [peer proxy]
2592 ?? DL     0:00.01      [peer proxy]
2593 ?? DL     0:00.01      [peer proxy]
2597 ?? DL     0:00.01      [peer proxy]
3192 ?? S      0:00.02      /usr/sbin/irsd -N
3193 ?? S      0:00.05      /usr/sbin/snmpd -N
3194 ?? S      0:00.04      /sbin/dcd -N
3195 ?? I      0:00.01      /usr/sbin/pfed -N
3196 ?? S      0:00.02      /usr/sbin/mib2d -N
3197 ?? I      0:00.03      /usr/sbin/dfwd -N
3198 ?? S      0:00.15      /usr/sbin/ksyncd -N
3559 ?? Ss     0:00.00      mgd: (mgd) (root) (mgd)
3560 ?? R      0:00.00      /bin/ps -ax -Jpww
1138 d0- S      0:00.00      /usr/sbin/usbd -N
1156 d0- S      0:00.50      /usr/sbin/eventd -N -r -s -A
1517 d0 Is+    0:00.00      /usr/libexec/getty std.9600 ttyd0

```

#### show system processes (QFX Series and OCX Series)

```

user@switch> show system processes
PID TT STAT      TIME COMMAND
  0 ?? Wls    -2341043:-31.01 [swapper]
  1 ?? SLs     0:01.34 /packages/mnt/jbase/sbin/init --
  2 ?? DL      2:48.31 [g_event]
  3 ?? DL      1:47.44 [g_up]
  4 ?? DL      1:37.82 [g_down]
  5 ?? DL      0:00.00 [kdm_tcp_poller]
  6 ?? DL      0:00.00 [thread taskq]
  7 ?? DL      0:04.86 [kqueue taskq]
  9 ?? DL      0:03.94 [pagedaemon]
 10 ?? DL      0:00.00 [ktrace]
 11 ?? RL      0:00.00 [idle: cpu31]
 12 ?? RL      0:00.00 [idle: cpu30]
 13 ?? RL      0:00.00 [idle: cpu29]
 14 ?? RL      0:00.00 [idle: cpu28]
 15 ?? RL      0:00.00 [idle: cpu27]
 16 ?? RL      0:00.00 [idle: cpu26]
 17 ?? RL      0:00.00 [idle: cpu25]
 18 ?? RL      0:00.00 [idle: cpu24]
 19 ?? RL      0:00.00 [idle: cpu23]
 20 ?? RL      0:00.00 [idle: cpu22]
 21 ?? RL      0:00.00 [idle: cpu21]
 22 ?? RL      0:00.00 [idle: cpu20]
 23 ?? RL      0:00.00 [idle: cpu19]
 24 ?? RL      0:00.00 [idle: cpu18]
 25 ?? RL      0:00.00 [idle: cpu17]
 26 ?? RL      0:00.00 [idle: cpu16]
 27 ?? RL      0:00.00 [idle: cpu15]
 28 ?? RL      0:00.00 [idle: cpu14]
 29 ?? RL      0:00.00 [idle: cpu13]
 30 ?? RL      0:00.00 [idle: cpu12]
 31 ?? RL      0:00.00 [idle: cpu11]
 32 ?? RL      0:00.00 [idle: cpu10]
 33 ?? RL      0:00.00 [idle: cpu9]
 34 ?? RL      18184:07.25 [idle: cpu8]

```

```

35 ?? RL      0:00.00 [idle: cpu7]
36 ?? RL    17862:11.31 [idle: cpu6]
37 ?? RL    19343:45.16 [idle: cpu5]
38 ?? RL    5192:38.30 [idle: cpu4]
39 ?? RL      0:00.00 [idle: cpu3]
40 ?? RL    19278:02.24 [idle: cpu2]
41 ?? RL    19291:00.72 [idle: cpu1]
42 ?? RL    18910:31.21 [idle: cpu0]
43 ?? WL     19:03.74 [swi2: net]
44 ?? WL    261:43.82 [swi7: clock sio]
45 ?? WL      0:00.00 [swi6: vm]
46 ?? DL     2:18.57 [yarrow]
47 ?? WL      0:00.00 [swi9: +]
48 ?? WL      0:00.00 [swi8: +]
49 ?? WL     0:12.36 [swi5: cambio]
50 ?? WL      0:00.00 [swi9: task queue]
51 ?? WL      0:00.00 [swi0: sio]
52 ?? WL     0:32.40 [irq39: ehci0]
53 ?? DL      0:00.21 [usb0]
54 ?? DL      0:00.00 [usbtask]
55 ?? WL      0:00.00 [irq22: xlr_lbus0]
56 ?? WL      0:00.00 [irq38: xlr_lbus0]
57 ?? WL      0:00.00 [swi3: ip6opt ipopt]
58 ?? WL      0:00.00 [swi4: ip6mismatch+]
59 ?? WL      0:00.00 [swi1: ipfwd]
60 ?? DL     0:18.65 [pagezero]
61 ?? DL     0:18.59 [bufdaemon]
62 ?? DL     1:10.44 [vnlr_u_mem]
63 ?? DL     1:51.66 [syncer]
64 ?? DL     0:20.22 [vnlr_u]
65 ?? DL     0:40.48 [softdepflush]
66 ?? DL      0:00.00 [netdaemon]
67 ?? DL    20:47.67 [vmkmemdaemon]
68 ?? DL      0:00.00 [if_pfe_listen]
69 ?? SL     0:02.80 [kdm_checkkcore]
70 ?? SL     0:03.34 [kdm_savekcore]
71 ?? SL     0:04.31 [kdm_livekcore]
72 ?? SL     0:06.14 [kdm_logger]
73 ?? SL     0:04.31 [kdm_kdb]
74 ?? SL      0:00.02 [devrt_kernel_thread]
75 ?? DL     0:21.54 [vmuncachedaemon]
76 ?? DL      0:00.00 [if_pic_listen0]
77 ?? SL      0:00.00 [nfsiod 0]
78 ?? SL      0:00.00 [nfsiod 1]
79 ?? SL      0:00.00 [nfsiod 2]
80 ?? SL      0:00.00 [nfsiod 3]
81 ?? WL     5:59.98 [irq13: +]
82 ?? RL    105:06.81 [pkt_sender: cpu0]
83 ?? DL     0:03.62 [md0]
95 ?? DL     0:37.04 [md1]
115 ?? DL     0:06.01 [md2]
135 ?? DL     0:00.75 [md3]
155 ?? DL     0:21.17 [md4]
175 ?? DL     0:01.90 [md5]
195 ?? DL     0:06.26 [md6]
231 ?? DL     0:00.01 [md7]
755 ?? Ss     0:04.17 /usr/sbin/cron
847 ?? S       0:00.10 /usr/sbin/tnetd -N
849 ?? S       0:06.82 /usr/sbin/mgd -N
850 ?? S       0:00.32 /usr/sbin/inetd -N
852 ?? S       1:05.34 /usr/sbin/dhcpd -N

```

```

853 ?? S      0:00.18 /usr/sbin/inetd -p /var/run/inetd_4.pid -N -JU __juni
855 ?? L 1181:02.21 /usr/sbin/dc-pfe -N (pafxpc)
857 ?? S      17:55.86 /usr/sbin/vccpd -N
896 ?? S      93:43.45 /usr/sbin/chassism -N
953 ?? S      0:02.89 /sbin/watchdog -t-1
954 ?? S      3:34.00 /sbin/dcd -N
955 ?? S     10:30.13 /usr/sbin/chassisd -N
956 ?? DL     0:00.21 [peer proxy]
957 ?? S      4:07.43 /usr/sbin/alarmd -N
958 ?? S      0:31.69 /usr/sbin/craftd -N
959 ?? S      0:55.16 /usr/sbin/mib2d -N
960 ?? S      3:40.64 /usr/sbin/rpd -N
961 ?? S      0:00.03 /usr/sbin/tnp.snmpd -N
962 ?? S      0:51.94 /usr/sbin/pfed -N
963 ?? S      0:47.31 /usr/sbin/rmopd -N
964 ?? S      0:33.65 /usr/sbin/cosd
965 ?? S      1:48.41 /usr/sbin/ppmd -N
966 ?? S      0:07.18 /usr/sbin/dfwd -N
967 ?? S      1:02.56 /usr/sbin/bfdd -N
968 ?? S      0:00.63 /usr/sbin/rdd -N
969 ?? S      0:40.61 /usr/sbin/dfcd -N
971 ?? S      0:07.81 /usr/sbin/bdbrepd -N
972 ?? S      0:00.28 /usr/sbin/sendd -N
973 ?? S      1:37.69 /usr/sbin/xntpd -j -N -g -JU __example_process4__ (nt
974 ?? S      5:56.28 /usr/sbin/snmpd -N -JU __example_process4__
975 ?? S     16:46.82 /usr/sbin/jdiameterd -N
976 ?? S      2:34.13 /usr/sbin/eswd -N
977 ?? S      1:03.05 /usr/sbin/sflowd -N
978 ?? S      0:22.30 /usr/sbin/fcd -N
979 ?? S      1:07.01 /usr/sbin/vccpdf -N
982 ?? S      0:25.25 /usr/sbin/mcsnoopd -N
983 ?? S      3:45.68 /usr/sbin/rpdf -N
1043 ?? S      0:37.87 /usr/sbin/lacpd -N
1048 ?? DL     0:01.29 [peer proxy]
1111 ?? WL     0:00.00 [swi2: FMNITHRD+]
1112 ?? DL     0:00.03 [peer proxy]
12816 ?? S     15:35.32 /usr/sbin/sfid -N
30893 ?? Ss     0:00.65 sshd: tlewis@tty0 (sshd)
30897 ?? Ss     0:00.15 mgd: (mgd) (tlewis)/dev/tty0 (mgd)
30905 ?? Ss     0:00.64 sshd: tlewis@tty1 (sshd)
30909 ?? Ss     0:00.15 mgd: (mgd) (tlewis)/dev/tty1 (mgd)
30910 ?? Ss     0:01.26 sshd: tcheng@tty2 (sshd)
30914 ?? Ss     0:00.80 mgd: (mgd) (tcheng)/dev/tty2 (mgd)
30937 ?? R      0:00.03 /bin/ps -ax
    661 d0- S      0:21.24 /usr/sbin/eventd -N -r -s -A
    860 d0 Ss+     0:00.07 /usr/libexec/getty std.9600 ttyd0
30896 p0 Ss+     0:00.55 -cli (cli)
30908 p1 Ss+     0:00.50 -cli (cli)
30913 p2 Ss+     0:00.85 -cli (cli)

```

## show system queues

---

<b>List of Syntax</b>	<a href="#">Syntax on page 564</a> <a href="#">Syntax (TX Matrix Router) on page 564</a> <a href="#">Syntax (TX Matrix Plus Router) on page 564</a> <a href="#">Syntax (MX Series Router) on page 564</a>
<b>Syntax</b>	show system queues
<b>Syntax (TX Matrix Router)</b>	show system queues <all-chassis  all-lcc   lcc <i>number</i>   scc>
<b>Syntax (TX Matrix Plus Router)</b>	show system queues <all-chassis   all-lcc   lcc <i>number</i>   sfc <i>number</i> >
<b>Syntax (MX Series Router)</b>	show system queues <all-members> <local> <member <i>member-id</i> >
<b>Release Information</b>	Command introduced before Junos OS Release 7.4. sfc option introduced for the TX Matrix Plus router in Junos OS Release 9.6.
<b>Description</b>	Display queue statistics.
<b>Options</b>	<p><b>all-chassis</b>—(TX Matrix routers and TX Matrix Plus routers only) (Optional) On a TX Matrix router, display system queue statistics for all the T640 routers in the chassis that are connected to the TX Matrix router. On a TX Matrix Plus router, display system queue statistics for all the T1600 or T4000 routers in the chassis that are connected to the TX Matrix Plus router.</p> <p><b>all-lcc</b>—(TX Matrix routers and TX Matrix Plus routers only) (Optional) Display system queue statistics for all LCC chassis attached to the TX Matrix or TX Matrix Plus router.</p> <p><b>all-members</b>—(MX Series routers only) (Optional) Display system queue statistics for all members of the Virtual Chassis configuration.</p> <p><b>lcc <i>number</i></b>—(TX Matrix routers and TX Matrix Plus routers only) (Optional) On a TX Matrix router, display system queue statistics for a specific T640 router that is connected to the TX Matrix router. On a TX Matrix Plus router, display system queue statistics for a specific connected router that is connected to the TX Matrix Plus router.</p>

Replace *number* with the following values depending on the LCC configuration:

- 0 through 3, when T640 routers are connected to a TX Matrix router in a routing matrix.
- 0 through 3, when T1600 routers are connected to a TX Matrix Plus router in a routing matrix.
- 0 through 7, when T1600 routers are connected to a TX Matrix Plus router with 3D SIBs in a routing matrix.
- 0, 2, 4, or 6, when T4000 routers are connected to a TX Matrix Plus router with 3D SIBs in a routing matrix.

**local**—(MX Series routers only) (Optional) Display system queue statistics for the local Virtual Chassis member.

**member *member-id***—(MX Series routers only) (Optional) Display system queue statistics for the specified member of the Virtual Chassis configuration. Replace *member-id* with a value of 0 or 1.

**scc**—(TX Matrix routers only) (Optional) Display queue statistics for the TX Matrix router.

**sfc *number***—(TX Matrix Plus routers only) (Optional) Display system queue statistics for the TX Matrix Plus router. Replace *number* with 0.

<b>Additional Information</b>	By default, when you issue the <b>show system queues</b> command on the master Routing Engine of a TX Matrix router or a TX Matrix Plus router, the command is broadcast to all the master Routing Engines of the LCCs connected to it in the routing matrix. Likewise, if you issue the same command on the backup Routing Engine of a TX Matrix or a TX Matrix Plus router, the command is broadcast to all backup Routing Engines of the LCCs that are connected to it in the routing matrix.
<b>Required Privilege Level</b>	maintenance
<b>Related Documentation</b>	<ul style="list-style-type: none"> <li>• <a href="#">Routing Matrix with a TX Matrix Plus Router Solutions Page</a></li> </ul>
<b>List of Sample Output</b>	<a href="#">show system queues on page 566</a> <a href="#">show system queues scc (TX Matrix Router) on page 566</a> <a href="#">show system queues sfc (TX Matrix Router) on page 567</a>
<b>Output Fields</b>	<a href="#">Table 15 on page 566</a> lists the output fields for the <b>show system queues</b> command. Output fields are listed in the approximate order in which they appear.

Table 15: show system queues Output Fields

Field Name	Field Description
<b>Output interface</b>	Interface on the router on which the queue exists: <ul style="list-style-type: none"> <li>• <b>fxp0</b>—Management Ethernet interface</li> <li>• <b>fxp1</b>—Internal Ethernet interface</li> <li>• <b>lsi</b>—Internally generated interface and not configurable</li> <li>• <b>dsc</b>—Discard interface</li> </ul>
<b>bytes</b>	Number of bytes in the queue.
<b>max</b>	Maximum number of bytes allowed in the queue.
<b>packets</b>	Number of packets in the queue.
<b>max</b>	Maximum number of packets allowed in the queue.
<b>drops</b>	Number of packets dropped from the queue.

## Sample Output

### show system queues

```

user@host> show system queues
output interface      bytes      max  packets      max  drops
fxp0                  0    1250000        0    4166        6
fxp1                  0    1250000        0    4166       19
lsi                   0     12500         0     41         0
dsc                   0         0         0         0         0

```

### show system queues scc (TX Matrix Router)

```

user@host> show system queues scc
output interface      bytes      max  packets      max  drops
fxp0                  0    1250000        0    4166        5
lsi                   0     12500         0     41         0
dsc                   0         0         0         0         0
lo0                   0         0         0         0         0
bcm0                  0    12500000        0   30000        0
em0                   0    12500000        0   30000        0
gre                   0     12500         0     41         0
ipip                  0     12500         0     41         0
tap                   0         0         0         0         0
pime                  0     12500         0     41         0
pimd                  0     12500         0     41         0
mtun                  0     12500         0     41         0
so-1/0/0              0     12500         0    416         0
so-1/1/0              0     12500         0    416         0
so-21/0/0             0     12500         0    416         0
ge-21/1/0             0    1250000        0   4166         0
ge-21/1/1            0    1250000        0   4166         3
ge-21/2/0            0    1250000        0   4166         0
ge-21/2/1            0    1250000        0   4166         3
so-21/3/0            0     12500         0    416         0

```



so-0/0/0	0	125000	0	416	0
so-0/1/0	0	125000	0	416	0
so-0/2/0	0	125000	0	416	0
pd-0/3/0	0	12500	0	41	0
pe-0/3/0	0	12500	0	41	0
gr-0/3/0	0	12500	0	41	0
ip-0/3/0	0	12500	0	41	0
vt-0/3/0	0	12500	0	41	0
mt-0/3/0	0	12500	0	41	0
lt-0/3/0	0	12500	0	41	0
so-17/0/0	0	125000	0	416	0
input protocol	bytes	max	packets	max	drops
sp1fwdq	0	1000000	0	1000	0
sp1netq	0	1000000	0	1000	0
arpintrq	0	1000	0	50	0
optionq	0	200000	0	200	0
icmpq	0	50000	0	50	0
frlmiq	0	0	0	0	0
spppintrq	0	25000	0	250	0
clnlintrq	0	200000	0	200	0
tnpintrq	0	1250000	0	4166	0
tagintrq	0	200000	0	200	0
tagfragq	0	200000	0	200	0

#### show system queues sfc (TX Matrix Router)

```
user@host> show system queues sfc 0
sfc0-re0:
```

output interface	bytes	max	packets	max	drops
ixgbe1	0	125000000	0	45000	4384
ixgbe0	0	125000000	0	45000	0
lsi	0	12500	0	41	0
dsc	0	0	0	0	0
lo0	0	0	0	0	0
em0	0	12500000	0	41666	1
gre	0	12500	0	41	0
ipip	0	12500	0	41	0
tap	0	0	0	0	0
pime	0	12500	0	41	0
pimd	0	12500	0	41	0
mtun	0	12500	0	41	0
xe-12/0/0	0	1250000	0	4166	0
xe-12/0/1	0	1250000	0	4166	0
xe-12/0/2	0	1250000	0	4166	0
xe-12/0/3	0	1250000	0	4166	0
xe-12/1/0	0	1250000	0	4166	0
xe-12/1/1	0	1250000	0	4166	0
xe-12/1/2	0	1250000	0	4166	0
xe-12/1/3	0	1250000	0	4166	0
xe-20/0/0	0	1250000	0	4166	0
xe-20/0/1	0	1250000	0	4166	0
xe-20/0/2	0	1250000	0	4166	0
xe-20/0/3	0	1250000	0	4166	0
xe-20/1/0	0	1250000	0	4166	0
xe-20/1/1	0	1250000	0	4166	0
xe-20/1/2	0	1250000	0	4166	0
xe-20/1/3	0	1250000	0	4166	0
ge-15/0/0	0	1250000	0	4166	75
ge-15/0/1	0	1250000	0	4166	0
ge-15/0/2	0	1250000	0	4166	75

ge-15/0/3	0	1250000	0	4166	75
ge-15/0/4	0	1250000	0	4166	0
ge-15/0/5	0	1250000	0	4166	0
ge-15/0/6	0	1250000	0	4166	0
ge-15/0/7	0	1250000	0	4166	0
ge-15/0/8	0	1250000	0	4166	0
ge-15/0/9	0	1250000	0	4166	0
xe-4/0/0	0	1250000	0	4166	0
xe-4/0/1	0	1250000	0	4166	0
xe-4/0/2	0	1250000	0	4166	0
xe-4/0/3	0	1250000	0	4166	0
xe-4/1/0	0	1250000	0	4166	0
xe-4/1/1	0	1250000	0	4166	0
xe-4/1/2	0	1250000	0	4166	0
xe-4/1/3	0	1250000	0	4166	0
xe-24/0/0	0	1250000	0	4166	0
xe-24/0/1	0	1250000	0	4166	0
xe-24/0/2	0	1250000	0	4166	0
xe-24/0/3	0	1250000	0	4166	0
xe-24/1/0	0	1250000	0	4166	0
xe-24/1/1	0	1250000	0	4166	0
xe-24/1/2	0	1250000	0	4166	0
xe-24/1/3	0	1250000	0	4166	0
ge-7/0/0	0	1250000	0	4166	0
ge-7/0/1	0	1250000	0	4166	0
ge-7/0/2	0	1250000	0	4166	0
ge-7/0/3	0	1250000	0	4166	75
ge-7/0/4	0	1250000	0	4166	0
ge-7/0/5	0	1250000	0	4166	0
ge-7/0/6	0	1250000	0	4166	0
ge-7/0/7	0	1250000	0	4166	0
ge-7/0/8	0	1250000	0	4166	0
ge-7/0/9	0	1250000	0	4166	0
so-7/1/0	0	125000	0	416	0
so-7/2/0	0	125000	0	416	0
xe-21/0/0	0	1250000	0	4166	0
xe-21/0/1	0	1250000	0	4166	0
xe-21/0/2	0	1250000	0	4166	0
xe-21/0/3	0	1250000	0	4166	0
xe-21/1/0	0	1250000	0	4166	0
xe-21/1/1	0	1250000	0	4166	0
xe-21/1/2	0	1250000	0	4166	0
xe-21/1/3	0	1250000	0	4166	0
xe-14/0/0	0	1250000	0	4166	0
xe-14/0/1	0	1250000	0	4166	0
xe-14/0/2	0	1250000	0	4166	0
xe-14/0/3	0	1250000	0	4166	0
xe-14/1/0	0	1250000	0	4166	0
xe-14/1/1	0	1250000	0	4166	0
xe-14/1/2	0	1250000	0	4166	0
xe-14/1/3	0	1250000	0	4166	0
xe-25/0/0	0	1250000	0	4166	0
xe-25/0/1	0	1250000	0	4166	0
xe-25/0/2	0	1250000	0	4166	0
xe-25/0/3	0	1250000	0	4166	0
xe-25/1/0	0	1250000	0	4166	0
xe-25/1/1	0	1250000	0	4166	0
xe-25/1/2	0	1250000	0	4166	0
xe-25/1/3	0	1250000	0	4166	0
so-22/0/0	0	125000	0	416	0
so-22/0/1	0	125000	0	416	0

so-22/0/2	0	125000	0	416	0
so-22/0/3	0	125000	0	416	0
xe-22/1/0	0	1250000	0	4166	0
xe-22/1/1	0	1250000	0	4166	0
xe-22/1/2	0	1250000	0	4166	0
xe-22/1/3	0	1250000	0	4166	0
xe-6/0/0	0	1250000	0	4166	0
xe-6/0/1	0	1250000	0	4166	0
xe-6/0/2	0	1250000	0	4166	0
xe-6/0/3	0	1250000	0	4166	0
xe-6/1/0	0	1250000	0	4166	0
xe-6/1/1	0	1250000	0	4166	0
xe-6/1/2	0	1250000	0	4166	0
xe-6/1/3	0	1250000	0	4166	0
xe-26/0/0	0	1250000	0	4166	0
xe-26/0/1	0	1250000	0	4166	0
xe-26/0/2	0	1250000	0	4166	0
xe-26/0/3	0	1250000	0	4166	0
xe-26/1/0	0	1250000	0	4166	0
xe-26/1/1	0	1250000	0	4166	0
xe-26/1/2	0	1250000	0	4166	0
xe-26/1/3	0	1250000	0	4166	0
ge-31/0/0	0	1250000	0	4166	0
ge-31/0/1	0	1250000	0	4166	0
ge-31/0/2	0	1250000	0	4166	0
ge-31/0/3	0	1250000	0	4166	0
ge-31/0/4	0	1250000	0	4166	75
ge-31/0/5	0	1250000	0	4166	0
ge-31/0/6	0	1250000	0	4166	75
ge-31/0/7	0	1250000	0	4166	0
ge-31/0/8	0	1250000	0	4166	0
ge-31/0/9	0	1250000	0	4166	0
pd-31/1/0	0	12500	0	41	0
pe-31/1/0	0	12500	0	41	0
gr-31/1/0	0	12500	0	41	0
ip-31/1/0	0	12500	0	41	0
vt-31/1/0	0	12500	0	41	0
mt-31/1/0	0	12500	0	41	0
lt-31/1/0	0	12500	0	41	0
so-29/0/0	0	125000	0	416	0
so-29/0/1	0	125000	0	416	0
so-29/0/2	0	125000	0	416	0
so-29/0/3	0	125000	0	416	0
xe-29/1/0	0	1250000	0	4166	0
xe-29/1/1	0	1250000	0	4166	0
xe-29/1/2	0	1250000	0	4166	0
xe-29/1/3	0	1250000	0	4166	0
so-28/0/0	0	125000	0	416	0
so-28/0/1	0	125000	0	416	0
so-28/0/2	0	125000	0	416	0
so-28/0/3	0	125000	0	416	0
ge-23/0/0	0	1250000	0	4166	0
ge-23/0/1	0	1250000	0	4166	0
ge-23/0/2	0	1250000	0	4166	0
ge-23/0/3	0	1250000	0	4166	0
ge-23/0/4	0	1250000	0	4166	0
ge-23/0/5	0	1250000	0	4166	0
ge-23/0/6	0	1250000	0	4166	0
ge-23/0/7	0	1250000	0	4166	0
ge-23/0/8	0	1250000	0	4166	0
ge-23/0/9	0	1250000	0	4166	0

input protocol	bytes	max	packets	max	drops
splfwdq	0	1000000	0	1000	0
splnetq	0	1000000	0	1000	0
arpintrq	0	1000	0	50	0
optionq	0	200000	0	200	0
icmpq	0	50000	0	50	0
frlmiq	0	0	0	0	0
spppintrq	0	25000	0	250	0
atmctlpktq	0	0	0	0	0
atmoamq	0	0	0	0	0
tnpintrq	0	1250000	0	4166	0
tagintrq	0	200000	0	200	0
tagfragq	0	200000	0	200	0

## show system reboot

<b>List of Syntax</b>	<a href="#">Syntax on page 571</a> <a href="#">Syntax (EX Series Switches) on page 571</a> <a href="#">Syntax (TX Matrix Router) on page 571</a> <a href="#">Syntax (TX Matrix Plus Router) on page 571</a> <a href="#">Syntax (MX Series Router) on page 571</a> <a href="#">Syntax (QFX Series and OCX Series) on page 571</a>
<b>Syntax</b>	show system reboot <both-routing-engines>
<b>Syntax (EX Series Switches)</b>	show system reboot <all-members> <both-routing-engines> <local> <member <i>member-id</i> >
<b>Syntax (TX Matrix Router)</b>	show system reboot <all-chassis   all-lcc   lcc <i>number</i>   scc> <both-routing-engines>
<b>Syntax (TX Matrix Plus Router)</b>	show system reboot <all-chassis   all-lcc   lcc <i>number</i>   sfc <i>number</i> > <both-routing-engines>
<b>Syntax (MX Series Router)</b>	show system reboot <all-members> <both-routing-engines> <local> <member <i>member-id</i> >
<b>Syntax (QFX Series and OCX Series)</b>	show system reboot <both-routing-engines> <infrastructure <i>name</i> > <interconnect-device <i>name</i> > <node-device <i>name</i> >
<b>Release Information</b>	Command introduced before Junos OS Release 7.4. Command introduced in Junos OS Release 9.0 for EX Series switches. <b>sfc</b> option introduced for the TX Matrix Plus router in Junos OS Release 9.6. Command introduced in Junos OS Release 11.1 for the QFX Series. Command introduced in Junos OS Release 14.1X53-D20 for the OCX Series.
<b>Description</b>	Display pending system reboots or halts.
<b>Options</b>	<b>none</b> —Display pending reboots or halts on the active Routing Engine.

**all-chassis**—(TX Matrix routers and TX Matrix Plus routers only) (Optional) On a TX Matrix router, display halt or reboot request information for all the T640 routers in the chassis that are connected to the TX Matrix router. On a TX Matrix Plus router, display halt or reboot request information for all the T1600 or T4000 routers in the chassis that are connected to the TX Matrix Plus router.

**all-members**—(EX4200 switches and MX Series routers only) (Optional) Display halt or reboot request information for all members of the Virtual Chassis configuration.

**all-lcc**—(TX Matrix routers and TX Matrix Plus router only) (Optional) On a TX Matrix router, display system halt or reboot request information for all T640 routers connected to the TX Matrix router. On a TX Matrix Plus router, display halt or reboot request information for all connected T1600 or T4000 LCCs.

**both-routing-engines**—(Systems with multiple Routing Engines) (Optional) Display halt or reboot request information on both Routing Engines.

**infrastructure *name***—(QFabric systems only) (Optional) Display reboot request information on the fabric manager Routing Engines and fabric control Routing Engines.

**interconnect-device *name***—(QFabric systems only) (Optional) Display reboot request information on the Interconnect device.

**lcc *number***—(TX Matrix routers and TX Matrix Plus routers only) (Optional) On a TX Matrix router, display halt or reboot request information for a specific T640 router that is connected to the TX Matrix router. On a TX Matrix Plus router, display halt or reboot request information for a specific router that is connected to the TX Matrix Plus router.

Replace *number* with the following values depending on the LCC configuration:

- 0 through 3, when T640 routers are connected to a TX Matrix router in a routing matrix.
- 0 through 3, when T1600 routers are connected to a TX Matrix Plus router in a routing matrix.
- 0 through 7, when T1600 routers are connected to a TX Matrix Plus router with 3D SIBs in a routing matrix.
- 0, 2, 4, or 6, when T4000 routers are connected to a TX Matrix Plus router with 3D SIBs in a routing matrix.

**local**—(EX4200 switches and MX Series routers only) (Optional) Display halt or reboot request information for the local Virtual Chassis member.

**member *member-id***—(EX4200 switches and MX Series routers only) (Optional) Display halt or reboot request information for the specified member of the Virtual Chassis configuration. For EX4200 switches, replace *member-id* with a value from 0 through 9. For an MX Series Virtual Chassis, replace *member-id* with a value of 0 or 1.

**node-group *name***—(QFabric systems only) (Optional) Display reboot request information on the Node group.

**scc**—(TX Matrix router only) (Optional) Display halt or reboot request information for the TX Matrix router (or switch-card chassis).

**sfc**—(TX Matrix Plus router only) (Optional) Display halt or reboot request information for the TX Matrix Plus router.

**Additional Information** By default, when you issue the **show system reboot** command on a TX Matrix or TX Matrix Plus master Routing Engine, the command is broadcast to all the T640 (in a routing matrix based on the TX Matrix router) or T1600 (in a routing matrix based on the TX Matrix Plus router) master Routing Engines connected to it. Likewise, if you issue the same command on the TX Matrix or TX Matrix Plus backup Routing Engine, the command is broadcast to all the T640 (in a routing matrix based on the TX Matrix router) or T1600 (in a routing matrix based on the TX Matrix Plus router) backup Routing Engines that are connected to it.

**Required Privilege Level** maintenance

**Related Documentation**

- [Routing Matrix with a TX Matrix Plus Router Solutions Page](#)

**List of Sample Output**

- [show system reboot on page 573](#)
- [show system reboot all-lcc \(TX Matrix Router\) on page 573](#)
- [show system reboot sfc \(TX Matrix Plus Router\) on page 573](#)
- [show system reboot \(QFX3500 Switch\) on page 574](#)

## Sample Output

### show system reboot

```
user@host> show system reboot
reboot requested by root at Wed Feb 10 17:40:46 1999
[process id 17885]
```

### show system reboot all-lcc (TX Matrix Router)

```
user@host> show system reboot all-lcc
lcc0-re0:
```

```
-----
No shutdown/reboot scheduled.
```

```
lcc2-re0:
```

```
-----
No shutdown/reboot scheduled.
```

### show system reboot sfc (TX Matrix Plus Router)

```
user@host> show system sfc 0
No shutdown/reboot scheduled.
```

### show system reboot (QFX3500 Switch)

```
user@switch> show system reboot
No shutdown/reboot scheduled.
```



## show system rollback

**Syntax** `show system rollback number`  
`<compare number>`

**Release Information** Command introduced before Junos OS Release 7.4.  
 Command introduced in Junos OS Release 9.0 for EX Series switches.  
 Command introduced in Junos OS Release 14.1X53-D20 for OCX Series switches.  
 Command introduced in Junos OS Release 11.1 for the QFX Series.

**Description** Display the contents of a previously committed configuration, or the differences between two previously committed configurations.



**NOTE:** The `show system rollback` command is a purely operational mode command and cannot be issued with `run` from the configuration mode.

**Options** *number*—Number of a configuration to view. The output displays the configuration. The range of values is 0 through 49.

*compare number* —(Optional) Number of another previously committed (rollback) configuration to compare to rollback *number*. The output displays the differences between the two configurations. The range of values is 0 through 49.

**Required Privilege Level** view

**List of Sample Output** [show system rollback compare on page 575](#)

## Sample Output

### show system rollback compare

```
user@host> show system rollback 3 compare 1
[edit]
+ interfaces {
+   ge-1/1/1 {
+     unit 0 {
+       family inet {
+         filter {
+           input mf_plp;
+         }
+         address 10.1.1.1/10;
+       }
+     }
+   }
+   ge-1/2/1 {
+     unit 0 {
+       family inet {
+         filter {
```

```
+             input mf_plp;
+         }
+         address 10.1.1.1/10;
+     }
+ }
+ ge-1/3/0 {
+     unit 0 {
+         family inet {
+             filter {
+                 input mf_plp;
+             }
+             address 10.1.1.1/10;
+         }
+     }
+ }
+ }
```

## show system snapshot

**List of Syntax**    [Syntax on page 577](#)  
                           [Syntax \(EX Series Switches\) on page 577](#)

**Syntax**    show system snapshot

**Syntax (EX Series Switches)**    show system snapshot  
   <all-members | local | member *member-id*>  
   <media (external | internal)>

**Release Information**    Command introduced in Junos OS Release 7.6.  
                                   Command introduced in Junos OS Release 10.0 for EX Series switches.  
                                   Option **slice** deprecated for Junos OS with Upgraded FreeBSD in Junos OS Release 15.1.



**NOTE:** To determine which platforms run Junos OS with Upgraded FreeBSD, see the table listing the platforms currently running Junos OS with upgraded FreeBSD in *Release Information for Junos OS with Upgraded FreeBSD*.

**Description**    Display information about the backup software:

- On the routers, display information about the backup software, which is located in the **/altroot**, and **/altconfig** file systems or on the alternate media.
- On the switches, display information about the backup of the root file system (**/**) and directories **/altroot**, **/config**, **/var**, and **/var/tmp**, which are located either on an external USB flash drive or in internal flash memory.



**NOTE:** To back up software, use the **request system snapshot** command.

**Options**    **none**—Display information about the backup software.

**all-members | local | member *member-id***—(EX Series switch Virtual Chassis only)  
                                   (Optional) Display the snapshot in a Virtual Chassis:

- **all-members**—Display the snapshot for all members of the Virtual Chassis.
- **local**—Display the snapshot on the member of the Virtual Chassis that you are currently logged into.
- **member *member-id***—Display the snapshot for the specified member of the Virtual Chassis.

**media (external | internal)**—(EX Series switch only) (Optional) Display the destination media location for the snapshot. The **external** option specifies the snapshot on an external mass storage device, such as a USB flash drive. The **internal** option specifies the snapshot on an internal memory source, such as internal flash memory. If no additional options are specified, the command displays the snapshot stored in both slices.

**Required Privilege Level** view

**Related Documentation**

- [request system snapshot on page 214](#)

**List of Sample Output**

- [show system snapshot \(Router\) on page 578](#)
- [show system snapshot media external \(Switch\) on page 578](#)
- [show system snapshot media internal \(Switch\) on page 579](#)

**Output Fields** Table 16 on page 578 lists the output fields for the **show system snapshot** command. Output fields are listed in the approximate order in which they appear.

**Table 16: show system snapshot Output Fields**

Field Name	Field Description
Creation date	Date and time of the last snapshot.
JUNOS version on snapshot	Junos OS release number of individual software packages.

## Sample Output

### show system snapshot (Router)

```
user@host> show system snapshot
Information for snapshot on hard-disk
Creation date: Oct 5 13:53:29 2005
JUNOS version on snapshot:
  jbase : 7.3R2.5
  jcrypto: 7.3R2.5
  jdocs : 7.3R2.5
  jkernel: 7.3R2.5
  jpfe : M40-7.3R2.5
  jroute : 7.3R2.5
```

### show system snapshot media external (Switch)

```
user@switch> show system snapshot media external
Information for snapshot on external (/dev/dals1a) (backup)
Creation date: Mar 19 03:37:18 2012
JUNOS version on snapshot:
  jbase : ex-12.1I20120111_0048_user
  jcrypto-ex: 12.1I20120111_0048_user
  jdocs-ex: 12.1I20120111_0048_user
```

```

jroute-ex: 12.1I20120111_0048_user
jswitch-ex: 12.1I20120111_0048_user
jweb-ex: 12.1I20120111_0048_user
Information for snapshot on      external (/dev/da1s2a) (primary)
Creation date: Mar 19 03:38:25 2012
JUNOS version on snapshot:
  jbase   : ex-12.2I20120305_2240_user
  jcrypto-ex: 12.2I20120305_2240_user
  jdocs-ex: 12.2I20120305_2240_user
  jroute-ex: 12.2I20120305_2240_user
  jswitch-ex: 12.2I20120305_2240_user
  jweb-ex: 12.2I20120305_2240_user

```

### show system snapshot media internal (Switch)

```

user@switch> show system snapshot media internal
Information for snapshot on internal (/dev/da0s1a) (backup)
Creation date: Mar 14 05:01:02 2011
JUNOS version on snapshot:
  jbase   : 11.1R1.9
  jcrypto-ex: 11.1R1.9
  jdocs-ex: 11.1R1.9
  jkernel-ex: 11.1R1.9
  jroute-ex: 11.1R1.9
  jswitch-ex: 11.1R1.9
  jweb-ex: 11.1R1.9
  jpfe-ex42x: 11.1R1.9
Information for snapshot on internal (/dev/da0s2a) (primary)
Creation date: Mar 30 08:46:27 2011
JUNOS version on snapshot:
  jbase   : 11.2-20110330.0
  jcrypto-ex: 11.2-20110330.0
  jdocs-ex: 11.2-20110330.0
  jkernel-ex: 11.2-20110330.0
  jroute-ex: 11.2-20110330.0
  jswitch-ex: 11.2-20110330.0
  jweb-ex: 11.2-20110330.0
  jpfe-ex42x: 11.2-20110330.0

```

## show system software

---

<b>List of Syntax</b>	<a href="#">Syntax on page 580</a> <a href="#">Syntax (EX Series Switches) on page 580</a> <a href="#">Syntax (TX Matrix Router) on page 580</a> <a href="#">Syntax (TX Matrix Plus Router) on page 580</a> <a href="#">Syntax (QFX Series) on page 580</a>
<b>Syntax</b>	show system software <detail>
<b>Syntax (EX Series Switches)</b>	show system software <all-members> <detail> <local> <member <i>member-id</i> >
<b>Syntax (TX Matrix Router)</b>	show system software <all-chassis   all-lcc   lcc <i>number</i>   scc> <detail>
<b>Syntax (TX Matrix Plus Router)</b>	show system software <all-chassis   all-lcc   lcc <i>number</i>   sfc <i>number</i> > <detail>
<b>Syntax (QFX Series)</b>	show system software <detail> <infrastructure <i>name</i> > <interconnect-device <i>name</i> > <node-group <i>name</i> >
<b>Release Information</b>	Command introduced before Junos OS Release 7.4. Command introduced in Junos OS Release 9.0 for EX Series switches. <b>sfc</b> option introduced for the TX Matrix Plus router in Junos OS Release 9.6. Command introduced in Junos OS Release 11.1 for the QFX Series. Command introduced in Junos OS Release 14.1X53-D20 for the OCX Series.
<b>Description</b>	Display the Junos OS extensions loaded on your router or switch.
<b>Options</b>	<b>none</b> —Display standard information about all loaded Junos OS extensions.  <b>all-chassis</b> —(TX Matrix routers and TX Matrix Plus routers only) (Optional) Display system software information for all the T640 routers (TX Matrix Router) or all the routers (TX Matrix Plus Router) in the chassis.  <b>all-lcc</b> —(TX Matrix routers and TX Matrix Plus routers only) (Optional) On a TX Matrix router, display system software information for all T640 routers connected to the

TX Matrix router. On a TX Matrix Plus router, display system software information for all connected T1600 or T4000 LCCs.

**all-members**—(EX4200 switches only) (Optional) Display the system software running on all members of the Virtual Chassis configuration.

**detail**—(Optional) Display detailed information about available Junos OS extensions.

**infrastructure *name***—(QFabric systems only) (Optional) Display the system software running on the fabric control Routing Engine and the fabric manager Routing Engine.

**interconnect-device *name***—(QFabric systems only) (Optional) Display the system software running on the Interconnect device.

**lcc *number***—(TX Matrix routers and TX Matrix Plus routers only) (Optional) On a TX Matrix router, display system software information for a specific T640 router that is connected to the TX Matrix router. On a TX Matrix Plus router, display system software information for a specific router that is connected to the TX Matrix Plus router.

Replace *number* with the following values depending on the LCC configuration:

- 0 through 3, when T640 routers are connected to a TX Matrix router in a routing matrix.
- 0 through 3, when T1600 routers are connected to a TX Matrix Plus router in a routing matrix.
- 0 through 7, when T1600 routers are connected to a TX Matrix Plus router with 3D SIBs in a routing matrix.
- 0, 2, 4, or 6, when T4000 routers are connected to a TX Matrix Plus router with 3D SIBs in a routing matrix.

**local**—(EX4200 switches only) (Optional) Display the system software running on the local Virtual Chassis member.

**member *member-id***—(EX4200 switches only) (Optional) Display the system software running on the specified member of the Virtual Chassis configuration. Replace *member-id* with a value from 0 through 9.

**node-group *name***—(QFabric systems only) (Optional) Display the system software running on the Node group.

**scc**—(Routing matrix only) (Optional) Display the system software running on a TX Matrix router (or switch-card chassis).

**sfc**—(TX Matrix Plus routers only) (Optional) Display system software information for the TX Matrix Plus router.

**Required Privilege Level** maintenance

Related Documentation	<ul style="list-style-type: none"><li>• <a href="#">Routing Matrix with a TX Matrix Plus Router Solutions Page</a></li></ul>
List of Sample Output	<a href="#">show system software on page 582</a> <a href="#">show system software (TX Matrix Plus Router) on page 582</a> <a href="#">show system software (QFX Series) on page 586</a>
Output Fields	When you enter this command, you are provided a list of Junos OS packages installed on the router and their corresponding Junos OS release number.

## Sample Output

### show system software

```
user@host> show system software
Information for jbase:

Comment:
JUNOS Base OS Software Suite [7.2R1.7]

Information for jcrypto:

Comment:
JUNOS Crypto Software Suite [7.2R1.7]
Information for jdocs:

Comment:
JUNOS Online Documentation [7.2R1.7]

Information for jkernel:

Comment:
JUNOS Kernel Software Suite [7.2R1.7]

Information for jpfe:

Comment:
JUNOS Packet Forwarding Engine Support (M20/M40) [7.2R1.7]

Information for jroute:

Comment:
JUNOS Routing Software Suite [7.2R1.7]

Information for junos:

Comment:
JUNOS Base OS boot [7.2R1.7]
```

### show system software (TX Matrix Plus Router)

```
user@host> show system software
```



sfc0-re0:

-----  
Information for jbase:

Comment:

JUNOS Base OS Software Suite [9.6-20090515.0]

Information for jcrypto:

Comment:

JUNOS Crypto Software Suite [9.6-20090515.0]

Information for jdocs:

Comment:

JUNOS Online Documentation [9.6-20090515.0]

Information for jkernel:

Comment:

JUNOS Kernel Software Suite [9.6-20090515.0]

Information for jpfe:

Comment:

JUNOS Packet Forwarding Engine Support (T-Series) [9.6-20090515.0]

Information for jpfe-common:

Comment:

JUNOS Packet Forwarding Engine Support (M/T Common) [9.6-20090515.0]

Information for jroute:Comment:

JUNOS Routing Software Suite [9.6-20090515.0]

Information for jservices-aacl:

Comment:

JUNOS Services ACL Container package [9.6-20090515.0]

Information for jservices-appid:

Comment:

JUNOS AppId Services [9.6-20090515.0]

Information for jservices-bgpf:

Comment:  
JUNOS Border Gateway Function package [9.6-20090515.0]  
Information for jservices-idp:

Comment:  
JUNOS IDP Services [9.6-20090515.0]

Information for jservices-llpdf:

Comment:  
JUNOS Services LL-PDF Container package [9.6-20090515.0]

Information for jservices-sfw:

Comment:  
JUNOS Services Stateful Firewall [9.6-20090515.0]  
Information for jservices-voice:

Comment:  
JUNOS Voice Services Container package [9.6-20090515.0]

Information for junos:

Comment:  
JUNOS Base OS boot [9.6-20090515.0]  
...  
lcc0-re0:

-----  
Information for jbase:

Comment:  
JUNOS Base OS Software Suite [9.6-20090515.0]

Information for jcrypto:

Comment:  
JUNOS Crypto Software Suite [9.6-20090515.0]

Information for jdocs:

Comment:  
JUNOS Online Documentation [9.6-20090515.0]

Information for jkernel:

Comment:  
JUNOS Kernel Software Suite [9.6-20090515.0]

Information for jpfe:

Comment:

JUNOS Packet Forwarding Engine Support (T-Series) [9.6-20090515.0]

Information for jpfe-common:

Comment:

JUNOS Packet Forwarding Engine Support (M/T Common) [9.6-20090515.0]

Information for jroute:

Comment:

JUNOS Routing Software Suite [9.6-20090515.0]

Information for jservices-aacl:

Comment:

JUNOS Services ACL Container package [9.6-20090515.0]

Information for jservices-appid:

Comment:

JUNOS AppId Services [9.6-20090515.0]

Information for jservices-bgf:

Comment:

JUNOS Border Gateway Function package [9.6-20090515.0]

Information for jservices-idp:

Comment:

JUNOS IDP Services [9.6-20090515.0]

Information for jservices-llpdf:

Comment:

JUNOS Services LL-PDF Container package [9.6-20090515.0]

Information for jservices-sfw:

Comment:

JUNOS Services Stateful Firewall [9.6-20090515.0]

Information for jservices-voice:

Comment:

JUNOS Voice Services Container package [9.6-20090515.0]

Information for junos:

Comment:

JUNOS Base OS boot [9.6-20090515.0]

lcc1-re0:

-----  
Information for jbase:

Comment:

JUNOS Base OS Software Suite [9.6-20090515.0]

Information for jcrypto:

Comment:

JUNOS Crypto Software Suite [9.6-20090515.0]

...

### show system software (QFX Series)

user@switch> **show system software**

Information for jbase:

Comment:

JUNOS Base OS Software Suite [11.3-20110730.0]

Information for jcrypto:

Comment:

JUNOS Crypto Software Suite [11.3-20110730.0]

Information for jdocs:

Comment:

JUNOS Online Documentation [11.3-20110730.0]

Information for jkernel:

Comment:

JUNOS Kernel Software Suite [11.3-20110730.0]

Information for jpfe:

Comment:

JUNOS Packet Forwarding Engine Support (QFX) [11.3-20110730.0]

Information for jroute:

Comment:

JUNOS Routing Software Suite [11.3-20110730.0]

Information for jswitch:

Comment:

JUNOS Enterprise Software Suite [11.3-20110730.0]

Information for junos:

Comment:

JUNOS Base OS boot [11.3-20110730.0]

Information for jweb:

Comment:

JUNOS Web Management [11.3-20110730.0]

## show system statistics

---

<b>List of Syntax</b>	<a href="#">Syntax on page 588</a> <a href="#">Syntax (EX Series Switches) on page 588</a> <a href="#">Syntax (TX Matrix Router) on page 588</a> <a href="#">Syntax (TX Matrix Plus Router) on page 588</a> <a href="#">Syntax (MX Series Router) on page 588</a> <a href="#">Syntax (QFX Series) on page 588</a>
<b>Syntax</b>	show system statistics
<b>Syntax (EX Series Switches)</b>	show system statistics <all-members> <local> <member <i>member-id</i> >
<b>Syntax (TX Matrix Router)</b>	show system statistics <all-chassis   all-lcc   lcc <i>number</i>   scc>
<b>Syntax (TX Matrix Plus Router)</b>	show system statistics <all-chassis   all-lcc   lcc <i>number</i>   sfc <i>number</i> >
<b>Syntax (MX Series Router)</b>	show system statistics <all-members> <local> <member <i>member-id</i> >
<b>Syntax (QFX Series)</b>	show system statistics
<b>Release Information</b>	Command introduced before JUNOS Release 7.4. Command introduced in Junos OS Release 9.0 for EX Series switches. <b>sfc</b> option introduced for the TX Matrix Plus router in JUNOS Release 9.6. Command introduced in Junos OS Release 11.1 for the QFX Series. Command introduced in Junos OS Release 14.1X53-D20 for the OCX Series.
<b>Description</b>	Display system-wide protocol-related statistics.
<b>Options</b>	<b>none</b> —Display system statistics for all the following protocols: <ul style="list-style-type: none"><li>• <b>arp</b>—Address Resolution Protocol</li><li>• <b>bridge</b>—IEEE 802.1 Bridging</li><li>• <b>clns</b>—Connectionless Network Service</li><li>• <b>esis</b>—End System-to-Intermediate System</li><li>• <b>ethoamcfm</b>—Ethernet OAM protocol for connectivity fault management</li></ul>

- **ethoamlfm**—Ethernet OAM protocol for link fault management
- **icmp**—Internet Control Message Protocol
- **icmp6**—Internet Control Message Protocol version 6
- **igmp**—Internet Group Management Protocol
- **ip**—Internet Protocol version 4
- **ip6**—Internet Protocol version 6
- **jsr**—Juniper Socket Replication
- **mpls**—Multiprotocol Label Switching
- **rdp**—Reliable Datagram Protocol
- **tcp**—Transmission Control Protocol
- **tnp**—Trivial Network Protocol
- **ttp**—TNP Tunneling Protocol
- **tudp**—Trivial User Datagram Protocol
- **udp**—User Datagram Protocol
- **vpls**—Virtual Private LAN Service

**all-chassis**—(TX Matrix and TX Matrix Plus routers only) (Optional) Display system statistics for a protocol for all the routers in the chassis.

**all-lcc**—(TX Matrix and TX Matrix Plus routers only) (Optional) On a TX Matrix router, display system statistics for a protocol for all T640 routers (or line-card chassis) connected to the TX Matrix router. On a TX Matrix Plus router, display system statistics for a protocol for all routers (line-card chassis) connected to the TX Matrix Plus router

**all-members**—(EX4200 switches and MX Series routers only) (Optional) Display system statistics for a protocol for all members of the Virtual Chassis configuration.

**lcc *number***—(TX Matrix and TX Matrix Plus routers only) (Optional) On a TX Matrix router, display system statistics for a protocol for a specific T640 router that is connected to the TX Matrix router. On a TX Matrix Plus router, display system statistics for a protocol for a specific router that is connected to the TX Matrix Plus router.

Replace *number* with the following values depending on the LCC configuration:

- 0 through 3, when T640 routers are connected to a TX Matrix router in a routing matrix.
- 0 through 3, when T1600 routers are connected to a TX Matrix Plus router in a routing matrix.

- 0 through 7, when T1600 routers are connected to a TX Matrix Plus router with 3D SIBs in a routing matrix.
- 0, 2, 4, or 6, when T4000 routers are connected to a TX Matrix Plus router with 3D SIBs in a routing matrix.

**local**—(EX4200 switches and MX Series routers only) (Optional) Display system statistics for a protocol for the local Virtual Chassis member.

**member *member-id***—(EX4200 switches and MX Series routers only) (Optional) Display system statistics for a protocol for the specified member of the Virtual Chassis configuration. For EX4200 switches, replace ***member-id*** with a value from 0 through 9. For an MX Series Virtual Chassis, replace ***member-id*** with a value of 0 or 1.

**scc**—(TX Matrix routers only) (Optional) Display system statistics for a protocol for the TX Matrix router (or switch-card chassis).

**sfc *number***—(TX Matrix Plus routers only) (Optional) Display system statistics for a protocol for the TX Matrix Plus router (or switch-fabric chassis). Replace ***number*** with 0.

**Additional Information** By default, when you issue the **show system statistics** command on a TX Matrix or TX Matrix Plus master Routing Engine, the command is broadcast to all the T640 (in a routing matrix based on the TX Matrix router) or T1600 (in a routing matrix based on the TX Matrix Plus router) master Routing Engines connected to it. Likewise, if you issue the same command on the TX Matrix or TX Matrix Plus backup Routing Engine, the command is broadcast to all the T640 (in a routing matrix based on the TX Matrix router) or T1600 (in a routing matrix based on the TX Matrix Plus router) backup Routing Engines that are connected to it.

**Required Privilege Level** view

**List of Sample Output** [show system statistics on page 590](#)  
[show system statistics \(EX Series Switches\) on page 600](#)  
[show system statistics \(TX Matrix Router\) on page 609](#)  
[show system statistics \(QFX Series\) on page 616](#)

## Sample Output

**show system statistics**

```
user@host> show system statistics
ip:
    3682087 total packets received
    0 bad header checksums
    0 with size smaller than minimum
    0 with data size < data length
    0 with header length < data size
    0 with data length < header length
    0 with incorrect version number
```



```

0 packets destined to dead next hop
0 fragments received
0 fragments dropped (dup or out of space)
0 fragments dropped (queue overflow)
0 fragments dropped after timeout
0 fragments dropped due to over limit
0 packets reassembled ok
3664774 packets for this host
17316 packets for unknown/unsupported protocol
0 packets forwarded
0 packets not forwardable
0 redirects sent
6528 packets sent from this host
0 packets sent with fabricated ip header
0 output packets dropped due to no bufs
0 output packets discarded due to no route
0 output datagrams fragmented
0 fragments created
0 datagrams that can't be fragmented
0 packets with bad options
1123 packets with options handled without error
0 strict source and record route options
0 loose source and record route options
0 record route options
0 timestamp options
0 timestamp and address options
0 timestamp and prespecified address options
0 option packets dropped due to rate limit
1123 router alert options
0 multicast packets dropped (no iflist)
0 packets dropped (src and int don't match)
icmp:
0 drops due to rate limit
0 calls to icmp_error
0 errors not generated because old message was icmp
Output histogram:
    echo reply: 75
0 messages with bad code fields
0 messages less than the minimum length
0 messages with bad checksum
0 messages with bad source address
0 messages with bad length
0 echo drops with broadcast or multicast destination address
0 timestamp drops with broadcast or multicast destination address
Input histogram:
    echo: 75
    router advertisement: 130
75 message responses generated
tcp:
3844 packets sent
    3618 data packets (1055596 bytes)
    0 data packets (0 bytes) retransmitted
    0 resends initiated by MTU discovery
    205 ack-only packets (148 packets delayed)
    0 URG only packets
    0 window probe packets
    0 window update packets
    1079 control packets
5815 packets received
    3377 acks (for 1055657 bytes)
    24 duplicate acks

```

```

    0 acks for unsent data
    2655 packets (15004 bytes) received in-sequence
    1 completely duplicate packet (0 bytes)
    0 old duplicate packets
    0 packets with some dup. data (0 bytes duped)
    0 out-of-order packets (0 bytes)
    0 packets (0 bytes) of data after window
    0 window probes
    7 window update packets
    0 packets received after close
    0 discarded for bad checksums
    0 discarded for bad header offset fields
    0 discarded because packet too short
1 connection request
32 connection accepts
0 bad connection attempts
0 listen queue overflows
33 connections established (including accepts)
30 connections closed (including 0 drops)
    27 connections updated cached RTT on close
    27 connections updated cached RTT variance on close
    0 connections updated cached ssthresh on close
0 embryonic connections dropped
3374 segments updated rtt (of 3220 attempts)
0 retransmit timeouts
    0 connections dropped by rexmit timeout
0 persist timeouts
    0 connections dropped by persist timeout
344 keepalive timeouts
    0 keepalive probes sent
    0 connections dropped by keepalive
1096 correct ACK header predictions
1314 correct data packet header predictions
32 syncache entries added
    0 retransmitted
    0 dupsyn
    0 dropped
    32 completed
    0 bucket overflow
    0 cache overflow
    0 reset
    0 stale
    0 aborted
    0 badack
    0 unreach
    0 zone failures
0 cookies sent
0 cookies received
0 ACKs sent in response to in-window but not exact RSTs
0 ACKs sent in response to in-window SYNs on established connections
0 rcv packets dropped by TCP due to bad address
0 out-of-sequence segment drops due to insufficient memory
1058 RST packets
0 ICMP packets ignored by TCP
0 send packets dropped by TCP due to auth errors
0 rcv packets dropped by TCP due to auth errors
udp:
    3658884 datagrams received
    0 with incomplete header
    0 with bad data length field
    0 with bad checksum
```

```

3657342 dropped due to no socket
3657342 broadcast/multicast datagrams dropped due to no socket
0 dropped due to full socket buffers
0 not for hashed pcb
4291311496 delivered
1551 datagrams output

ipsec:
0 inbound packets processed successfully
0 inbound packets violated process security policy
0 inbound packets with no SA available
0 invalid inbound packets
0 inbound packets failed due to insufficient memory
0 inbound packets failed getting SPI
0 inbound packets failed on AH replay check
0 inbound packets failed on ESP replay check
0 inbound AH packets considered authentic
0 inbound AH packets failed on authentication
0 inbound ESP packets considered authentic
0 inbound ESP packets failed on authentication
0 outbound packets processed successfully
0 outbound packets violated process security policy
0 outbound packets with no SA available
0 invalid outbound packets
0 outbound packets failed due to insufficient memory
0 outbound packets with no route

igmp:
17186 messages received
0 messages received with too few bytes
0 messages received with bad checksum
0 membership queries received
0 membership queries received with invalid field(s)
0 membership reports received
0 membership reports received with invalid field(s)
0 membership reports received for groups to which we belong
0 membership reports sent

arp:
44181302 datagrams received
2 ARP requests received
2028 ARP replies received
3156 resolution requests received
0 unrestricted proxy requests
0 received proxy requests
0 proxy requests not proxied
0 with bogus interface
787 with incorrect length
712 for non-IP protocol
0 with unsupported op code
0 with bad protocol address length
0 with bad hardware address length
0 with multicast source address
7611 with multicast target address
0 with my own hardware address
14241699 for an address not on the interface
0 with a broadcast source address
0 with source address duplicate to mine
29929250 which were not for me
0 packets discarded waiting for resolution
6 packets sent after waiting for resolution
17812 ARP requests sent
2 ARP replies sent
0 requests for memory denied

```

```
0 requests dropped on entry
0 requests dropped during retry
ip6:
0 total packets received
0 with size smaller than minimum
0 with data size < data length
0 with bad options
0 with incorrect version number
0 fragments received
0 fragments dropped (dup or out of space)
0 fragments dropped after timeout
0 fragments that exceeded limit
0 packets reassembled ok
0 packets for this host
0 packets forwarded
0 packets not forwardable
0 redirects sent
0 packets sent from this host
0 packets sent with fabricated ip header
0 output packets dropped due to no bufs, etc.
0 output packets discarded due to no route
0 output datagrams fragmented
0 fragments created
0 datagrams that can't be fragmented
0 packets that violated scope rules
0 multicast packets which we don't join
Mbuf statistics:
0 packets whose headers are not continuous
0 tunneling packets that can't find gif
0 packets discarded due to too many headers
0 failures of source address selection
0 forward cache hit
0 forward cache miss
0 packets destined to dead next hop
0 option packets dropped due to rate limit
0 packets dropped (src and int don't match)
0 packets dropped due to bad protocol
icmp6:
0 calls to icmp_error
0 errors not generated because old message was icmp error or so
0 errors not generated because rate limitation
0 messages with bad code fields
0 messages < minimum length
0 bad checksums
0 messages with bad length
Histogram of error messages to be generated:
    0 no route
    0 administratively prohibited
    0 beyond scope
    0 address unreachable
    0 port unreachable
    0 packet too big
    0 time exceed transit
    0 time exceed reassembly
    0 erroneous header field
    0 unrecognized next header
    0 unrecognized option
    0 redirect
    0 unknown
0 message responses generated
0 messages with too many ND options
```

```

ipsec6:
0 inbound packets processed successfully
0 inbound packets violated process security policy
0 inbound packets with no SA available
0 invalid inbound packets
0 inbound packets failed due to insufficient memory
0 inbound packets failed getting SPI
0 inbound packets failed on AH replay check
0 inbound packets failed on ESP replay check
0 inbound AH packets considered authentic
0 inbound AH packets failed on authentication
0 inbound ESP packets considered authentic
0 inbound ESP packets failed on authentication
0 outbound packets processed successfully
0 outbound packets violated process security policy
0 outbound packets with no SA available
0 invalid outbound packets
0 outbound packets failed due to insufficient memory
0 outbound packets with no route

c1nl:
0 total packets received
0 packets delivered
0 too small
0 bad header length
0 bad checksum
0 bad version
0 unknown or unsupported protocol
0 bogus sdl size
0 no free memory in socket buffer
0 send packets discarded
0 sbappend failure
0 mcopy failure
0 address fields were not reasonable
0 segment information forgotten
0 forwarded packets
0 total packets sent
0 output packets discarded
0 non-forwarded packets
0 packets fragmented
0 fragments sent
0 fragments discarded
0 fragments timed out
0 fragmentation prohibited
0 packets reconstructed
0 packets destined to dead nexthop
0 packets discarded due to no route
0 Error pdu rate drops
0 ER pdu generation failure

esis:
0 total pkts received
0 total packets consumed by protocol
0 pdus received with bad checksum
0 pdus received with bad version number
0 pdus received with bad type field
0 short pdus received
0 bogus sdl size
0 bad header length
0 unknown or unsupported protocol
0 no free memory in socket buffer
0 send packets discarded
0 sbappend failure

```

```
0 mcopy failure
0 ISO family not configured
tnp:
146776365 unicast packets received
0 broadcast packets received
0 fragmented packets received
0 hello packets dropped
0 fragments dropped
0 fragment reassembly queue flushes
0 hello packets received
0 control packets received
49681642 rdp packets received
337175 udp packets received
96757548 tunnel packets received
0 input packets discarded with no protocol
98397591 unicast packets sent
0 broadcast packets sent
0 fragmented packets sent
0 hello packets dropped
0 fragments dropped
0 hello packets sent
0 control packets sent
49681642 rdp packets sent
337175 udp packets sent
48378774 tunnel packets sent
0 packets sent with unknown protocol
rdp:
49681642 input packets
0 discards for bad checksum
0 discards bad sequence number
0 refused connections
2031964 acks received
0 dropped due to full socket buffers
49692 retransmits
49681642 output packets
24815968 acks sent
28 connects
0 closes
22783990 keepalives received
22783990 keepalives sent
tudp:
337175 datagrams received
0 with incomplete header
0 with bad data length field
0 with bad checksum
0 dropped due to no socket
0 broadcast/multicast datagrams dropped due to no socket
0 dropped due to full socket buffers
337175 delivered
337175 datagrams output
ttp:
398749 packets sent
0 packets sent while unconnected
0 packets sent while interface down
0 packets sent couldn't get buffer
0 packets sent couldn't find neighbor
44696687 L2 packets received
0 unknown L3 packets received
3682087 IPv4 L3 packets received
0 MPLS L3 packets received
0 MPLS->IPv4 L3 packets received
```

```

0 IPv4->MPLS L3 packets received
0 VPLS L3 packets received
0 IPv6 L3 packets received
0 ARP L3 packets received
0 CLNP L3 packets received
0 TNP L3 packets received
0 NULL L3 packets received
0 cyclotron cycle L3 packets received
0 cyclotron send L3 packets received
0 packets received while unconnected
0 packets received from unknown ifl
0 input packets couldn't get buffer
0 input packets with bad type
0 input packets with discard type
0 Input packets with too many tlvs
0 Input packets with bad tlv header
70633 Input packets with bad tlv type
68877 Input packets dropped based on tlv result
0 input packets for which rt lookup is bypassed

mpls:
0 total mpls packets received
0 packets forwarded
0 packets dropped
0 with header too small
0 after tagging, can't fit link MTU
0 with IPv4 explicit NULL tag
0 with IPv4 explicit NULL cksum errors
0 with router alert tag
0 lsp ping packets (ttl-expired/router alert)
0 with ttl expired
0 with tag encoding error
0 packets discarded, no route

jsr:
  Handle-inf:o
    0 Handles in use
    0 Handles allocated so far
    0 Handles freed so far
    0 Handles in delayed free state
  IHA:
    0 IHA invalid subtype messages
    0 IHA invalid length messages
    0 IHA invalid version messages
    0 IHA too short messages
    0 IHA invalid dst handle messages
    0 IHA invalid src handle messages
    0 IHA unmatched src handle messages
    0 IHA invalid messages for primary
    0 IHA invalid messages for secondary
    0 IHA invalid messages for current state
    0 IHA messages sent for subtype init
    0 IHA messages rcvd for subytpe init
    0 IHA messages sent for subtype init
    0 IHA messages rcvd for subytpe init
    0 IHA messages sent for subtype init
    0 IHA messages rcvd for subytpe init
    0 IHA messages sent for subtype init
    0 IHA messages rcvd for subytpe init
    0 IHA messages sent for subtype init
    0 IHA messages rcvd for subytpe init
    0 IHA message timeouts
    0 IHA socket unreplicate messages

```

## SDRL:

- 0 SDRL socket teardowns
- 0 SDRL socket teardown failures
- 0 SDRL socket unreplicates
- 0 SDRL socket unreplicate failures
- 0 SDRL external timeouts
- 0 SDRL internal timeouts
- 0 SDRL ipc messages sent
- 0 SDRL ipc send failures
- 0 SDRL ipc messages recvd
- 0 SDRL ipc messages recvd
- 0 SDRL primary replication messages sent
- 0 SDRL primary replication message send failures
- 0 SDRL primary ack messages received
- 0 SDRL primary ack message receive failures
- 0 SDRL primary sock replication inits
- 0 SDRL primary sock replication init failures
- 0 SDRL primary throttle remove messages
- 0 SDRL primary throttle remove failures
- 0 SDRL primary init handshake messages
- 0 SDRL primary init handshake failures
- 0 SDRL secondary replication messages received
- 0 SDRL secondary replication message receive failures
- 0 SDRL secondary replication acks sent
- 0 SDRL secondary replication ack send failures
- 0 SDRL secondary sock splits
- 0 SDRL secondary sock split failures
- 0 SDRL secondary sock merges
- 0 SDRL secondary sock merge failures
- 0 SDRL secondary sockets closed
- 0 SDRL secondary rcv snoop fd close failures
- 0 SDRL secondary snd snoop fd close failures
- 0 SDRL secondary init handshake messages
- 0 SDRL secondary init handshake failures

## PRL:

- 0 PRL packets enqueued
- 0 PRL packets failed to enqueue
- 0 PRL packets dequeued
- 0 PRL packets failed to dequeue
- 0 PRL queue entry allocations
- 0 PRL queue entry frees
- 0 calls to layer 4 input handlers
- 0 failed calls to layer 4 input handlers
- 0 PRL queue drains
- 0 PRL replication timeouts
- 0 PRL replication messages sent
- 0 PRL replication message send failures
- 0 PRL acknowledgment messages sent
- 0 PRL acknowledgement message send failures
- 0 PRL replication messages received
- 0 PRL replication message receive failures
- 0 PRL acknowledgement messages received
- 0 PRL acknowledgement receive failures
- 0 PRL messages with bad IPC type
- 0 PRL messages with no handler
- 2 PRL global state initializations
- 1 PRL global state cleanups
- 0 PRL per-socket state creations
- 0 PRL per-socket state creation failures
- 0 PRL per-socket state cleanups
- 0 PRL socket closes



```

0 PRL socket merges
0 PRL socket unreplicates
0 PRL primary socket replication initializations
0 PRL secondary socket replication initializations
0 PRL primary socket replication activations
0 PRL secondary socket replication activations
0 packets received from peers
0 PRL packets receive operations from peer failed
0 PRL buffer pullup failures
0 new pkts dropped on secondary socket
PSRM:
0 PSRM replication timeouts
0 PSRM replication messages sent
0 PSRM replication message send failures
0 PSRM acknowledgment messages sent
0 PSRM acknowledgement message send failures
0 PSRM flow control messages sent
0 PSRM flow control message send failures
0 PSRM replication messages received
0 PSRM replication message receive failures
0 PSRM acknowledgment messages received
0 PSRM acknowledgment message receive failures
0 PSRM flow control messages received
0 PSRM flow control message receive failures
0 SRM messages with bad IPC type
0 PSRM messages with no handler
2 PSRM global state initializations
1 PSRM global state cleanups
0 PSRM per-socket state creations
0 PSRM per-socket state creation failures
0 PSRM per-socket state cleanups
0 PSRM socket closes
0 PSRM socket merges
0 PSRM socket unreplicates
0 PSRM primary socket replication initializations
0 psrm-secondary-socket-replication-initializations
0 PSRM primary socket replication activations
0 secondary socket replication activations
0 PSRM tcpcb updates
0 PSRM buffer pullup failures
73 PSRM tcp timestamp msg rcv counters
0 PSRM tcp timestamp msg rcv failures
0 PSRM tcp timestamp msg send counters
0 PSRM tcp timestamp msg send failures
TCP:
0 TCP out-of-order packets on JSR sockets
vpls:
0 total packets received
0 with size smaller than minimum
0 with incorrect version number
0 packets for this host
0 packets with no logical interface
0 packets with no family
0 packets with no route table
0 packets with no auxiliary table
0 packets with no corefacing entry
0 packets with no CE-facing entry
0 mac route learning requests
0 mac routes learnt
0 requests to learn an existing route
0 learning requests while learning disabled on interface

```

```
0 learning requests over capacity
0 mac routes moved
0 requests to move static route
0 mac route aging requests
0 mac routes aged
0 bogus address in aging requests
0 requests to age static route
0 requests to re-ageout aged route
0 requests involving multiple peer FEs
0 aging acks from PFE
0 aging non-acks from PFE
0 aging requests timed out waiting on FEs
0 aging requests over max-rate
0 errors finding peer FEs
```

### show system statistics (EX Series Switches)

```
user@host> show system statistics
```

```
Tcp:
```

```
571779 packets sent
    21517 data packets (1797102 bytes)
    2 data packets retransmitted (20 bytes)
    0 resends initiated by MTU discovery
    3708 ack only packets (531 packets delayed)
    0 URG only packets
    1 window probe packets
    1 window update packets
    1093063 control packets
1132541 packets received
    20961 acks(for 1796102 bytes)
    5861 duplicate acks
    0 acks for unsent data
    19556 packets received in-sequence(232079 bytes)
    3018 completely duplicate packets(0 bytes)
    0 old duplicate packets
    4 packets with some duplicate data(4 bytes duped)
    2 out-of-order packets(2 bytes)
    0 packets of data after window(0 bytes)
    0 window probes
    39 window update packets
    0 packets received after close
    0 discarded for bad checksums
    0 discarded for bad header offset fields
    0 discarded because packet too short
546519 connection requests
78 connection accepts
0 bad connection attempts
0 listen queue overflows
100 connections established (including accepts)
546596 connections closed (including 6 drops)
    47 connections updated cached RTT on close
    47 connections updated cached RTT variance on close
    0 connections updated cached ssthresh on close
546497 embryonic connections dropped
20453 segments updated rtt(of 566914 attempts)
2 retransmit timeouts
    0 connections dropped by retransmit timeout
0 persist timeouts
    0 connections dropped by persist timeout
3028 keepalive timeouts
    3027 keepalive probes sent
```

```

        1 connections dropped by keepalive
7515 correct ACK header predictions
12258 correct data packet header predictions
78 syncache entries added
    0 retransmitted
    0 dupsyn
    4 dropped
    78 completed
    0 bucket overflow
    0 cache overflow
    0 reset
    0 stale
    0 aborted
    0 badack
    0 unreach
    0 zone failures
0 cookies sent
0 cookies received
1 SACK recovery episodes
1 segment retransmits in SACK recovery episodes
1 byte retransmits in SACK recovery episodes
71 SACK options (SACK blocks) received
1 SACK options (SACK blocks) sent
0 SACK scoreboard overflow
0 ACKs sent in response to in-window but not exact RSTs
0 ACKs sent in response to in-window SYNs on established connections
0 rcv packets dropped by TCP due to bad address
0 out-of-sequence segment drops due to insufficient memory
546544 RST packets
0 ICMP packets ignored by TCP
0 send packets dropped by TCP due to auth errors
0 rcv packets dropped by TCP due to auth errors
0 outgoing segments dropped due to policing
udp:
    147 datagrams received
    0 with incomplete header
    0 with bad data length field
    0 with bad checksum
    9 dropped due to no socket
    0 broadcast/multicast datagrams dropped due to no socket
    0 dropped due to full socket buffers
    0 not for hashed pcb
    138 delivered
    0 datagrams output
ip:
    73704 total packets received
    0 bad header checksums
    0 with size smaller than minimum
    0 with data size < data length
    0 with header length < data size
    0 with data length < header length
    0 with incorrect version number
    0 packets destined to dead next hop
    0 fragments received
    0 fragments dropped (dup or out of space)
    0 fragments dropped (queue overflow)
    0 fragments dropped after timeout
    0 fragments dropped due to over limit
    0 packets reassembled ok
    1133057 packets for this host
    0 packets for unknown/unsupported protocol

```

```
40146 packets forwarded
0 packets not forwardable
40146 redirects sent
1121700 packets sent from this host
0 packets sent with fabricated ip header
0 output packets dropped due to no bufs
0 output packets discarded due to no route
0 output datagrams fragmented
0 fragments created
0 datagrams that can't be fragmented
0 packets with bad options
0 packets with options handled without error
0 strict source and record route options
0 loose source and record route options
0 record route options
0 timestamp options
0 timestamp and address options
0 timestamp and prespecified address options
0 option packets dropped due to rate limit
0 router alert options
0 multicast packets dropped (no iflist)
0 packets dropped (src and int don't match)
0 transit re packets dropped on mgmt i/f
0 packets used first nexthop in ecmp unilist
0 incoming ttpoip packets received
0 incoming ttpoip packets dropped
  0 outgoing TTPoIP packets sent
  0 outgoing TTPoIP packets dropped
icmp:
  0 drops due to rate limit
  9 calls to icmp_error
  0 errors not generated because old message was icmp
  Output histogram:
    295 echo reply
    9 destination unreachable
  0 messages with bad code fields
  0 messages less than the minimum length
  0 messages with bad checksum
  0 messages with bad source address
  0 messages with bad length
  0 echo drops with broadcast or multicast destination address
  0 timestamp drops with broadcast or multicast destination address
  Input histogram:
    295 echo
  295 message responses generated
igmp:
  0 messages received
  0 messages received with too few bytes
  0 messages received with bad checksum
  0 membership queries received
  0 membership queries received with invalid fields
  0 membership reports received
  0 membership reports received with invalid fields
  0 membership reports received for groups to which we belong
  0 Membership reports sent
raw_if:
  0 RAW packets transmitted
  0 PPPoE packets transmitted
  0 ISDN packets transmitted
  0 DIALER packets transmitted
  0 PPP packets transmitted to pppd
```

```

0 PPP packets transmitted to jppd
0 IGMPv2 packets transmitted
13 output drops due to tx error
0 MPU packets transmitted
0 PPPoE packets received
0 ISDN packets received
0 DIALER packets received
0 PPP packets received from pppd
0 MPU packets received
0 PPP packets received from jppd
0 IGMPv2 packets received
0 Input drops due to bogus protocol
0 input drops due to no mbufs available
0 input drops due to no space in socket
0 input drops due to no socket

arp:
186413 datagrams received
88 ARP requests received
88 ARP replies received
0 resolution request received
0 unrestricted proxy requests
0 restricted proxy requests
0 received proxy requests
0 proxy requests not proxied
0 restricted proxy requests not proxied
0 datagrams with bogus interface
0 datagrams with incorrect length
0 datagrams for non-IP protocol
0 datagrams with unsupported op code
0 datagrams with bad protocol address length
0 datagrams with bad hardware address length
0 datagrams with multicast source address
0 datagrams with multicast source address
0 datagrams with my own hardware address
164 datagrams for an address not on the interface
0 datagrams with a broadcast source address
0 datagrams with source address duplicate to mine
186065 datagrams which were not for me
0 packets discarded waiting for resolution
0 packets sent after waiting for resolution
50 ARP requests sent
88 ARP replies sent
0 requests for memory denied
0 requests dropped on entry
0 requests dropped during retry
0 requests dropped due to interface deletion
0 requests on unnumbered interfaces
0 new requests on unnumbered interfaces
0 replies for from unnumbered interfaces
0 requests on unnumbered interface with non-subnetted donor
0 replies from unnumbered interface with non-subnetted donor

ip6:
0 total packets received
0 packets with size smaller than minimum
0 packets with data size < data length
0 packets with bad options
0 packets with incorrect version number
0 fragments received
0 fragments dropped (dup or out of space)
0 fragments dropped after timeout
0 fragments that exceeded limit

```

```
0 packets reassembled ok
0 packets for this host
0 packets forwarded
0 packets not forwardable
0 redirects sent
0 packets sent from this host
0 packets sent with fabricated ip header
0 output packets dropped due to no bufs, etc.
0 output datagrams fragmented
0 fragments created
0 datagrams that can't be fragmented
0 packets that violated scope rules
0 multicast packets which we don't join
0 packets whose headers are not continuous
0 tunneling packets that can't find gif
0 packets discarded due to too many headers
0 failures of source address selection
0 forward cache hit
0 forward cache miss
0 Packets destined to dead next hop
0 option packets dropped due to rate limit
0 Packets dropped (src and int don't match)
0 packets dropped due to bad protocol
0 transit re packet(null) dropped on mgmt i/f

icmp6:
0 Calls to icmp_error
0 Errors not generated because old message was icmp error
0 Errors not generated because rate limitation
0 Messages with bad code fields
0 Messages < minimum length
0 Bad checksums
0 Messages with bad length
    0 No route
    0 Administratively prohibited
    0 Beyond scope
    0 Address unreachable
    0 Port unreachable
    0 packet too big
    0 Time exceed transit
    0 Time exceed reassembly
    0 Erroneous header field
    0 Unrecognized next header
    0 Unrecognized option
    0 redirect
    0 Unknown
0 Message responses generated
0 Messages with too many ND options

pfkey:
0 Requests sent from userland
0 Bytes sent from userland
histogram by message type:
    0 reserved
    0 dump
0 Messages with invalid length field
0 Messages with invalid version field
0 Messages with invalid message type field
0 Messages too short
0 Messages with memory allocation failure
0 Messages with duplicate extension
0 Messages with invalid extension type
0 Messages with invalid sa type
```

```

0 Messages with invalid address extension
0 Requests sent to userland
0 Bytes sent to userland
histogram by message type:
    0 reserved
    0 dump
0 Messages toward single socket
0 Messages toward all sockets
0 Messages toward registered sockets
0 Messages with memory allocation failure
cInl:
0 Total packets received
0 Packets delivered
0 Too small packets
0 Packets with bad header length
0 Packets with bad checksum
0 Bad version packets
0 Unknown or unsupported protocol packets
0 Packets with bogus sdl size
0 No free memory in socket buffer
0 Send packets discarded
0 Sbappend failure
0 Mcopy failure
0 Address fields were not reasonable
0 Segment information forgotten
0 Forwarded packets
0 Total packets sent
0 Output packets discarded
0 Non-forwarded packets
0 Packets fragmented
0 Fragments sent
0 Fragments discarded
0 Fragments timed out
0 Fragmentation prohibited
0 Packets reconstructed
0 Packets destined to dead nexthop
0 Packets discarded due to no route
0 Error pdu rate drops
    0 ER pdu generation failure
esis:
0 Total pkts received
0 Total packets consumed by protocol
0 Pdus received with bad checksum
0 Pdus received with bad version number
0 Pdus received with bad type field
0 Short pdus received
0 Pdus with bogus sdl size
0 Pdus with bad header length
0 Pdus with unknown or unsupported protocol
0 No free memory in socket buffer
0 Send packets discarded
0 Sbappend failure
0 Mcopy failure
0 ISO family not configured
tnp:
0 Unicast packets received
0 Broadcast packets received
0 Fragmented packets received
0 Hello packets dropped
0 Fragments dropped
0 Fragment reassembly queue flushes

```

```
0 Packets with tnp src address collision received
0 Hello packets received
0 Control packets received
0 Rdp packets received
0 Udp packets received
0 Tunnel packets received
0 Input packets discarded with no protocol
0 Packets of version unspecified received
0 Packets of version 1 received
0 Packets of version 2 received
0 Packets of version 3 received
0 Unicast packets sent
0 Broadcast packets sent
0 Fragmented packets sent
0 Hello packets dropped
0 Fragments dropped
0 Hello packets sent
0 Control packets sent
0 Rdp packets sent
0 Udp packets sent
0 Tunnel packets sent
0 Packets sent with unknown protocol
0 Packets of version unspecified sent
0 Packets of version 1 sent
0 Packets of version 2 sent
0 Packets of version 3 sent
rdp:
0 Input packets
0 Packets discarded for bad checksum
0 Packets discarded due to bad sequence number
0 Refused connections
0 Acks received
0 Packets dropped due to full socket buffers
0 Retransmits
0 Output packets
0 Acks sent
0 Connects
0 Closes
0 Keepalives received
0 Keepalives sent
tudp:
67 Datagrams received
0 Datagrams with incomplete header
0 Datagrams with bad data length field
0 Datagrams with bad checksum
0 Datagrams dropped due to no socket
0 Broadcast/multicast datagrams dropped due to no socket
0 Datagrams dropped due to full socket buffers
67 Delivered
68 Datagrams output
ttp:
0 Packets sent
0 Packets sent while unconnected
0 Packets sent while interface down
0 Packets sent couldn't get buffer
0 Packets sent couldn't find neighbor
0 L2 packets received
0 Unknown L3 packets received
0 IPv4 L3 packets received
0 MPLS L3 packets received
0 MPLS->IPv4 L3 packets received
```



```

0 IPv4->MPLS L3 packets received
0 VPLS L3 packets received
0 IPv6 L3 packets received
0 ARP L3 packets received
0 CLNP L3 packets received
0 TNP L3 packets received
0 NULL L3 packets received
0 Cyclotron cycle L3 packets received
0 Cyclotron send L3 packets received
0 Packets received while unconnected
0 Packets received from unknown ifl
0 Input packets couldn't get buffer
0 Input packets with bad type
0 Input packets with discard type
0 Input packets with too many tlvs
0 Input packets with bad tlv header
70633 Input packets with bad tlv type
68877 Input packets dropped based on tlv result
0 Input packets for which rt lookup is bypassed

mpls:
0 Total MPLS packets received
0 Packets forwarded
0 Packets dropped
0 Packets with header too small
0 After tagging, packets can't fit link MTU
0 Packets with IPv4 explicit NULL tag
0 Packets with IPv4 explicit NULL cksum errors
0 Packets with router alert tag
0 LSP ping packets (ttl-expired/router alert)
0 Packets with ttl expired
0 Packets with tag encoding error
0 Packets discarded due to no route
0 Packets used first nexthop in ecmp unilist
0 Packets dropped due to ifl down

vpls:
0 Total packets received
0 Packets with size smaller than minimum
0 Packets with incorrect version number
0 Packets for this host
0 Packets with no logical interface
0 Packets with no family
0 Packets with no route table
0 Packets with no auxiliary table
0 Packets with no corefacing entry
0 packets with no CE-facing entry
0 MAC route learning requests
0 MAC routes learnt
0 Requests to learn an existing route
0 Learning requests while learning disabled on interface
0 Learning requests over capacity
0 MAC routes moved
0 Requests to move static route
0 MAC route aging requests
0 MAC routes aged
0 Bogus address in aging requests
0 Requests to age static route
0 Requests to re-ageout aged route
0 Requests involving multiple peer FEs
0 Aging acks from PFE
0 Aging non-acks from PFE

```

```
0 Aging requests timed out waiting on FEs
0 Aging requests over max-rate
0 Errors finding peer FEs
0 Unsupported platform
0 Packets dropped due to no l3 route table
0 Packets dropped due to no local ifl
0 Packets punted
0 Packets dropped due to no socket
bridge:
Input:
0 packets received
0 packets forwarded
0 packets failed to forward
0 packets dropped
0 packets with vmember lookup failures
0 packets with vlan lookup failures
0 packets with stp state lookup failures
0 packets dropped due to stp blocked/listening
0 packets dropped due to stp learning
0 packets with src MAC learning failures
0 packets with input control processing failures
Forward:
0 packets sent successfully
0 packets with send failures
0 packets forwarded to l3 interface
0 packets with l3 send failures
0 packets discarded
0 packets with l2ifl store failures
0 packets with ifl mismatch failures
0 packets with packet duplication failures
0 packets with tag lookup failures
0 packets with no route for DMAC
0 packets with no route table
0 packets with no nexthop
0 packets with dead nexthop
0 packets with eof reached error
Learning:
0 MACs learned
0 packets sent to l3 interface
0 packets with l3 send failures
0 packets hit holdq while learning
0 MAC moves
0 packets discarded
0 packets with no route for SMAC
0 packets with no nexthop
0 packets with dead nexthop
0 packets dropped due to no resolve route
0 packets with l3 ifd lookup failures
0 packets with l3 ifl lookup failures
0 packets with l3 invalid rnh
0 packets with no route for SMAC in clone learning
0 packets with no nexthop in clone learning
0 packets with dead nexthop in clone learning
0 packets dropped due to no resolve nh in clone learning
Output:
0 packets forwarded
0 packets failed to forward
0 packets with vmember lookup failures
0 packets with vlan lookup failures
0 packets with input control processing failures
Send:
```

```

0 packets sent successfully
0 packets with send failures
0 packets dropped due to interface down
0 packets with dev output failures
0 blocked ifl discards
0 packets with tag lookup failures
0 packets with stp state lookup failures
0 packets with tag insertion failures
0 packets with tag removal failures
Flood:
0 packets flooded
0 flood failures
IGMP:
0 packets sent successfully
0 packets with send failures
0 packets forwarded
0 packets failed to forward
0 packets with mpull failures
0 packets with vmember lookup failures
0 packets with vlan lookup failures
0 packets with ifl lookup failures
0 packets with tag lookup failures
Misc:
0 packets with size smaller than minimum
0 packets with double tags
0 packets with no ifl
0 packets with no family
0 packets with no route table

```

#### show system statistics (TX Matrix Router)

```

user@host> show system statistics
sfc0-re0:

```

```

-----
Tcp:
361694 packets sent
    326507 data packets (103237236 bytes)
    2343 data packets retransmitted (2673324 bytes)
    0 resends initiated by MTU discovery
    33857 ack only packets (31613 packets delayed)
    0 URG only packets
    14 window probe packets
    387 window update packets
    1108 control packets
345879 packets received
    298207 acks(for 103141728 bytes)
    438 duplicate acks
    0 acks for unsent data
    204578 packets received in-sequence(13820995 bytes)
    6 completely duplicate packets(18 bytes)
    0 old duplicate packets
    0 packets with some duplicate data(0 bytes duped)
    0 out-of-order packets(0 bytes)
    0 packets of data after window(0 bytes)
    0 window probes
    899 window update packets
    166 packets received after close
    0 discarded for bad checksums
    0 discarded for bad header offset fields
    0 discarded because packet too short
406 connection requests

```

```
233 connection accepts
0 bad connection attempts
0 listen queue overflows
616 connections established (including accepts)
911 connections closed (including 41 drops)
    346 connections updated cached RTT on close
    346 connections updated cached RTT variance on close
    200 connections updated cached ssthresh on close
23 embryonic connections dropped
298155 segments updated rtt(of 287216 attempts)
1163 retransmit timeouts
    27 connections dropped by retransmit timeout
0 persist timeouts
    0 connections dropped by persist timeout
5 keepalive timeouts
    5 keepalive probes sent
    0 connections dropped by keepalive
69922 correct ACK header predictions
34993 correct data packet header predictions
233 syncache entries added
    0 retransmitted
    0 dupsyn
    0 dropped
    233 completed
    0 bucket overflow
    0 cache overflow
    0 reset
    0 stale
    0 aborted
    0 badack
    0 unreach
    0 zone failures
0 cookies sent
0 cookies received
23 SACK recovery episodes
68 segment retransmits in SACK recovery episodes
71542 byte retransmits in SACK recovery episodes
158 SACK options (SACK blocks) received
0 SACK options (SACK blocks) sent
0 SACK scoreboard overflow
0 ACKs sent in response to in-window but not exact RSTs
0 ACKs sent in response to in-window SYNs on established connections
0 rcv packets dropped by TCP due to bad address
0 out-of-sequence segment drops due to insufficient memory
259 RST packets
0 ICMP packets ignored by TCP
0 send packets dropped by TCP due to auth errors
0 rcv packets dropped by TCP due to auth errors
0 outgoing segments dropped due to policing
```

lcc0-re0:

-----  
Tcp:

```
346 packets sent
    222 data packets (22894 bytes)
    0 data packets retransmitted (0 bytes)
    0 resends initiated by MTU discovery
    80 ack only packets (12 packets delayed)
    0 URG only packets
    0 window probe packets
    5 window update packets
```

```

    42 control packets
358 packets received
    268 acks(for 22939 bytes)
    9 duplicate acks
    0 acks for unsent data
    203 packets received in-sequence(33820 bytes)
    0 completely duplicate packets(0 bytes)
    0 old duplicate packets
    0 packets with some duplicate data(0 bytes duped)
    0 out-of-order packets(0 bytes)
    0 packets of data after window(0 bytes)
    0 window probes
    6 window update packets
    0 packets received after close
    0 discarded for bad checksums
    0 discarded for bad header offset fields
    0 discarded because packet too short
13 connection requests
18 connection accepts
0 bad connection attempts
0 listen queue overflows
31 connections established (including accepts)
35 connections closed (including 2 drops)
    3 connections updated cached RTT on close
    3 connections updated cached RTT variance on close
    0 connections updated cached ssthresh on close
0 embryonic connections dropped
268 segments updated rtt(of 247 attempts)
0 retransmit timeouts
    0 connections dropped by retransmit timeout
0 persist timeouts
    0 connections dropped by persist timeout
0 keepalive timeouts
    0 keepalive probes sent
    0 connections dropped by keepalive
0 correct ACK header predictions
42 correct data packet header predictions
18 syncache entries added
    0 retransmitted
    0 dupsyn
    0 dropped
    18 completed
    0 bucket overflow
    0 cache overflow
    0 reset
    0 stale
    0 aborted
    0 badack
    0 unreach
    0 zone failures
0 cookies sent
0 cookies received
0 SACK recovery episodes
0 segment retransmits in SACK recovery episodes
0 byte retransmits in SACK recovery episodes
0 SACK options (SACK blocks) received
0 SACK options (SACK blocks) sent
0 SACK scoreboard overflow
0 ACKs sent in response to in-window but not exact RSTs
0 ACKs sent in response to in-window SYNs on established connections
0 rcv packets dropped by TCP due to bad address

```

```
0 out-of-sequence segment drops due to insufficient memory
5 RST packets
0 ICMP packets ignored by TCP
0 send packets dropped by TCP due to auth errors
0 rcv packets dropped by TCP due to auth errors
0 outgoing segments dropped due to policing
```

lcc1-re0:

-----  
Tcp:

```
348 packets sent
    223 data packets (22895 bytes)
    0 data packets retransmitted (0 bytes)
    0 resends initiated by MTU discovery
    81 ack only packets (13 packets delayed)
    0 URG only packets
    0 window probe packets
    5 window update packets
    42 control packets
360 packets received
    269 acks(for 22940 bytes)
    9 duplicate acks
    0 acks for unsent data
    203 packets received in-sequence(33820 bytes)
    0 completely duplicate packets(0 bytes)
    0 old duplicate packets
    0 packets with some duplicate data(0 bytes duped)
    0 out-of-order packets(0 bytes)
    0 packets of data after window(0 bytes)
    0 window probes
    6 window update packets
    0 packets received after close
    0 discarded for bad checksums
    0 discarded for bad header offset fields
    0 discarded because packet too short
13 connection requests
18 connection accepts
0 bad connection attempts
0 listen queue overflows
31 connections established (including accepts)
36 connections closed (including 2 drops)
    3 connections updated cached RTT on close
    3 connections updated cached RTT variance on close
    0 connections updated cached ssthresh on close
0 embryonic connections dropped
269 segments updated rtt(of 248 attempts)
0 retransmit timeouts
    0 connections dropped by retransmit timeout
0 persist timeouts
    0 connections dropped by persist timeout
0 keepalive timeouts
    0 keepalive probes sent
    0 connections dropped by keepalive
0 correct ACK header predictions
43 correct data packet header predictions
18 syncache entries added
    0 retransmitted
    0 dupsyn
    0 dropped
    18 completed
    0 bucket overflow
```

```

    0 cache overflow
    0 reset
    0 stale
    0 aborted
    0 badack
    0 unreach
    0 zone failures
0 cookies sent
0 cookies received
0 SACK recovery episodes
0 segment retransmits in SACK recovery episodes
0 byte retransmits in SACK recovery episodes
0 SACK options (SACK blocks) received
0 SACK options (SACK blocks) sent
0 SACK scoreboard overflow
0 ACKs sent in response to in-window but not exact RSTs
0 ACKs sent in response to in-window SYNs on established connections
0 rcv packets dropped by TCP due to bad address
0 out-of-sequence segment drops due to insufficient memory
5 RST packets
0 ICMP packets ignored by TCP
0 send packets dropped by TCP due to auth errors
0 rcv packets dropped by TCP due to auth errors
0 outgoing segments dropped due to policing

```

lcc2-re0:

Tcp:

```

405 packets sent
    271 data packets (23926 bytes)
    0 data packets retransmitted (0 bytes)
    0 resends initiated by MTU discovery
    86 ack only packets (13 packets delayed)
    0 URG only packets
    0 window probe packets
    5 window update packets
    46 control packets
418 packets received
    321 acks(for 23975 bytes)
    9 duplicate acks
    0 acks for unsent data
    234 packets received in-sequence(34403 bytes)
    0 completely duplicate packets(0 bytes)
    0 old duplicate packets
    0 packets with some duplicate data(0 bytes duped)
    0 out-of-order packets(0 bytes)
    0 packets of data after window(0 bytes)
    0 window probes
    7 window update packets
    0 packets received after close
    0 discarded for bad checksums
    0 discarded for bad header offset fields
    0 discarded because packet too short
15 connection requests
19 connection accepts
0 bad connection attempts
0 listen queue overflows
34 connections established (including accepts)
39 connections closed (including 2 drops)
    4 connections updated cached RTT on close
    4 connections updated cached RTT variance on close

```

```
    0 connections updated cached ssthresh on close
0 embryonic connections dropped
321 segments updated rtt(of 299 attempts)
0 retransmit timeouts
    0 connections dropped by retransmit timeout
0 persist timeouts
    0 connections dropped by persist timeout
0 keepalive timeouts
    0 keepalive probes sent
    0 connections dropped by keepalive
0 correct ACK header predictions
48 correct data packet header predictions
19 syncache entries added
    0 retransmitted
    0 dupsyn
    0 dropped
    19 completed
    0 bucket overflow
    0 cache overflow
    0 reset
    0 stale
    0 aborted
    0 badack
    0 unreach
    0 zone failures
0 cookies sent
0 cookies received
0 SACK recovery episodes
0 segment retransmits in SACK recovery episodes
0 byte retransmits in SACK recovery episodes
0 SACK options (SACK blocks) received
0 SACK options (SACK blocks) sent
0 SACK scoreboard overflow
0 ACKs sent in response to in-window but not exact RSTs
0 ACKs sent in response to in-window SYNs on established connections
0 rcv packets dropped by TCP due to bad address
0 out-of-sequence segment drops due to insufficient memory
5 RST packets
0 ICMP packets ignored by TCP
0 send packets dropped by TCP due to auth errors
0 rcv packets dropped by TCP due to auth errors
0 outgoing segments dropped due to policing
```

lcc3-re0:

-----  
Tcp:

```
346 packets sent
    221 data packets (22895 bytes)
    0 data packets retransmitted (0 bytes)
    0 resends initiated by MTU discovery
    81 ack only packets (13 packets delayed)
    0 URG only packets
    0 window probe packets
    5 window update packets
    42 control packets
360 packets received
    267 acks(for 22940 bytes)
    9 duplicate acks
    0 acks for unsent data
    203 packets received in-sequence(33820 bytes)
    0 completely duplicate packets(0 bytes)
```



```

    0 old duplicate packets
    0 packets with some duplicate data(0 bytes duped)
    0 out-of-order packets(0 bytes)
    0 packets of data after window(0 bytes)
    0 window probes
    6 window update packets
    0 packets received after close
    0 discarded for bad checksums
    0 discarded for bad header offset fields
    0 discarded because packet too short
13 connection requests
18 connection accepts
0 bad connection attempts
0 listen queue overflows
31 connections established (including accepts)
35 connections closed (including 2 drops)
    3 connections updated cached RTT on close
    3 connections updated cached RTT variance on close
    0 connections updated cached ssthresh on close
0 embryonic connections dropped
267 segments updated rtt(of 246 attempts)
0 retransmit timeouts
    0 connections dropped by retransmit timeout
0 persist timeouts
    0 connections dropped by persist timeout
0 keepalive timeouts
    0 keepalive probes sent
    0 connections dropped by keepalive
0 correct ACK header predictions
43 correct data packet header predictions
18 syncache entries added
    0 retransmitted
    0 dupsyn
    0 dropped
    18 completed
    0 bucket overflow
    0 cache overflow
    0 reset
    0 stale
    0 aborted
    0 badack
    0 unreach
    0 zone failures
0 cookies sent
0 cookies received
0 SACK recovery episodes
0 segment retransmits in SACK recovery episodes
0 byte retransmits in SACK recovery episodes
0 SACK options (SACK blocks) received
0 SACK options (SACK blocks) sent
0 SACK scoreboard overflow
0 ACKs sent in response to in-window but not exact RSTs
0 ACKs sent in response to in-window SYNs on established connections
0 rcv packets dropped by TCP due to bad address
0 out-of-sequence segment drops due to insufficient memory
5 RST packets
0 ICMP packets ignored by TCP
0 send packets dropped by TCP due to auth errors
0 rcv packets dropped by TCP due to auth errors
0 outgoing segments dropped due to policing

```

**show system statistics (QFX Series)**

```
user@switch> show system statistics
Tcp:
571779 packets sent
21517 data packets (1797102 bytes)
2 data packets retransmitted (20 bytes)
0 resends initiated by MTU discovery
3708 ack only packets (531 packets delayed)
0 URG only packets
1 window probe packets
1 window update packets
1093063 control packets
1132541 packets received
20961 acks(for 1796102 bytes)
5861 duplicate acks
0 acks for unsent data
19556 packets received in-sequence(232079 bytes)
3018 completely duplicate packets(0 bytes)
0 old duplicate packets
4 packets with some duplicate data(4 bytes duped)
2 out-of-order packets(2 bytes)
0 packets of data after window(0 bytes)
0 window probes
39 window update packets
0 packets received after close
0 discarded for bad checksums
0 discarded for bad header offset fields
0 discarded because packet too short
546519 connection requests
78 connection accepts
0 bad connection attempts
0 listen queue overflows
100 connections established (including accepts)
546596 connections closed (including 6 drops)
47 connections updated cached RTT on close
47 connections updated cached RTT variance on close
0 connections updated cached ssthresh on close
546497 embryonic connections dropped
20453 segments updated rtt(of 566914 attempts)
2 retransmit timeouts
0 connections dropped by retransmit timeout
0 persist timeouts
0 connections dropped by persist timeout
3028 keepalive timeouts
3027 keepalive probes sent
1 connections dropped by keepalive
7515 correct ACK header predictions
12258 correct data packet header predictions
78 syncache entries added
0 retransmitted
0 dupsyn
4 dropped
78 completed
0 bucket overflow
0 cache overflow
0 reset
0 stale
0 aborted
0 badack
```

```

0 unreachable
0 zone failures
0 cookies sent
0 cookies received
1 SACK recovery episodes
1 segment retransmits in SACK recovery episodes
1 byte retransmits in SACK recovery episodes
71 SACK options (SACK blocks) received
1 SACK options (SACK blocks) sent
0 SACK scoreboard overflow
0 ACKs sent in response to in-window but not exact RSTs
0 ACKs sent in response to in-window SYNs on established connections
0 rcv packets dropped by TCP due to bad address
0 out-of-sequence segment drops due to insufficient memory
546544 RST packets
0 ICMP packets ignored by TCP
0 send packets dropped by TCP due to auth errors
0 rcv packets dropped by TCP due to auth errors
0 outgoing segments dropped due to policing
udp:
147 datagrams received
0 with incomplete header
0 with bad data length field
0 with bad checksum
9 dropped due to no socket
0 broadcast/multicast datagrams dropped due to no socket
0 dropped due to full socket buffers
0 not for hashed pcb
138 delivered
0 datagrams output
ip:
73704 total packets received
0 bad header checksums
0 with size smaller than minimum
0 with data size < data length
0 with header length < data size
0 with data length < header length
0 with incorrect version number
0 packets destined to dead next hop
0 fragments received
0 fragments dropped (dup or out of space)
0 fragments dropped (queue overflow)
0 fragments dropped after timeout
0 fragments dropped due to over limit
0 packets reassembled ok
1133057 packets for this host
0 packets for unknown/unsupported protocol
40146 packets forwarded
0 packets not forwardable
40146 redirects sent
1121700 packets sent from this host
0 packets sent with fabricated ip header
0 output packets dropped due to no bufs
0 output packets discarded due to no route
0 output datagrams fragmented
0 fragments created
0 datagrams that can't be fragmented
0 packets with bad options
0 packets with options handled without error
0 strict source and record route options
0 loose source and record route options

```

```
0 record route options
0 timestamp options
0 timestamp and address options
0 timestamp and prespecified address options
0 option packets dropped due to rate limit
0 router alert options
0 multicast packets dropped (no iflist)
0 packets dropped (src and int don't match)
0 transit re packets dropped on mgmt i/f
0 packets used first nexthop in ecmp unilist
0 incoming ttpoip packets received
0 incoming ttpoip packets dropped
0 outgoing TTPoIP packets sent
0 outgoing TTPoIP packets dropped
icmp:
0 drops due to rate limit
9 calls to icmp_error
0 errors not generated because old message was icmp
Output histogram:
295 echo reply
9 destination unreachable
0 messages with bad code fields
0 messages less than the minimum length
0 messages with bad checksum
0 messages with bad source address
0 messages with bad length
0 echo drops with broadcast or multicast destination address
0 timestamp drops with broadcast or multicast destination address
Input histogram:
295 echo
295 message responses generated
igmp:
0 messages received
0 messages received with too few bytes
0 messages received with bad checksum
0 membership queries received
0 membership queries received with invalid fields
0 membership reports received
0 membership reports received with invalid fields
0 membership reports received for groups to which we belong
0 Membership reports sent
raw_if:
0 RAW packets transmitted
0 PPPOE packets transmitted
0 ISDN packets transmitted
0 DIALER packets transmitted
0 PPP packets transmitted to pppd
0 PPP packets transmitted to jppd
0 IGMP2 packets transmitted
13 output drops due to tx error
0 MPU packets transmitted
0 PPPOE packets received
0 ISDN packets received
0 DIALER packets received
0 PPP packets received from pppd
0 MPU packets received
0 PPP packets received from jppd
0 IGMP2 packets received
0 Input drops due to bogus protocol
0 input drops due to no mbufs available
0 input drops due to no space in socket
```

```
0 input drops due to no socket
arp:
186413 datagrams received
88 ARP requests received
88 ARP replies received
0 resolution request received
0 unrestricted proxy requests
0 restricted proxy requests
0 received proxy requests
0 proxy requests not proxied
0 restricted proxy requests not proxied
0 datagrams with bogus interface
0 datagrams with incorrect length
0 datagrams for non-IP protocol
0 datagrams with unsupported op code
0 datagrams with bad protocol address length
0 datagrams with bad hardware address length
0 datagrams with multicast source address
0 datagrams with multicast source address
0 datagrams with my own hardware address
164 datagrams for an address not on the interface
0 datagrams with a broadcast source address
0 datagrams with source address duplicate to mine
186065 datagrams which were not for me
0 packets discarded waiting for resolution
0 packets sent after waiting for resolution
50 ARP requests sent
88 ARP replies sent
0 requests for memory denied
0 requests dropped on entry
0 requests dropped during retry
0 requests dropped due to interface deletion
0 requests on unnumbered interfaces
0 new requests on unnumbered interfaces
0 replies for from unnumbered interfaces
0 requests on unnumbered interface with non-subnetted donor
0 replies from unnumbered interface with non-subnetted donor
ip6:
0 total packets received
0 packets with size smaller than minimum
0 packets with data size < data length
0 packets with bad options
0 packets with incorrect version number
0 fragments received
0 fragments dropped (dup or out of space)
0 fragments dropped after timeout
0 fragments that exceeded limit
0 packets reassembled ok
0 packets for this host
0 packets forwarded
0 packets not forwardable
0 redirects sent
0 packets sent from this host
0 packets sent with fabricated ip header
0 output packets dropped due to no bufs, etc.
0 output datagrams fragmented
0 fragments created
0 datagrams that can't be fragmented
0 packets that violated scope rules
0 multicast packets which we don't join
0 packets whose headers are not continuous
```

```
0 tunneling packets that can't find gif
0 packets discarded due to too may headers
0 failures of source address selection
0 forward cache hit
0 forward cache miss
0 Packets destined to dead next hop
0 option packets dropped due to rate limit
0 Packets dropped (src and int don't match)
0 packets dropped due to bad protocol
0 transit re packet(null) dropped on mgmt i/f
icmp6:
0 Calls to icmp_error
0 Errors not generated because old message was icmp error
0 Errors not generated because rate limitation
0 Messages with bad code fields
0 Messages < minimum length
0 Bad checksums
0 Messages with bad length
0 No route
0 Administratively prohibited
0 Beyond scope
0 Address unreachable
0 Port unreachable
0 packet too big
0 Time exceed transit
0 Time exceed reassembly
0 Erroneous header field
0 Unrecognized next header
0 Unrecognized option
0 redirect
0 Unknown
0 Message responses generated
0 Messages with too many ND options
pfkey:
0 Requests sent from userland
0 Bytes sent from userland
histogram by message type:
0 reserved
0 dump
0 Messages with invalid length field
0 Messages with invalid version field
0 Messages with invalid message type field
0 Messages too short
0 Messages with memory allocation failure
0 Messages with duplicate extension
0 Messages with invalid extension type
0 Messages with invalid sa type
0 Messages with invalid address extension
0 Requests sent to userland
0 Bytes sent to userland
histogram by message type:
0 reserved
0 dump
0 Messages toward single socket
0 Messages toward all sockets
0 Messages toward registered sockets
0 Messages with memory allocation failure
c1n1:
0 Total packets received
0 Packets delivered
0 Too small packets
```

```
0 Packets with bad header length
0 Packets with bad checksum
0 Bad version packets
0 Unknown or unsupported protocol packets
0 Packets with bogus sdl size
0 No free memory in socket buffer
0 Send packets discarded
0 Sbappend failure
0 Mcopy failure
0 Address fields were not reasonable
0 Segment information forgotten
0 Forwarded packets
0 Total packets sent
0 Output packets discarded
0 Non-forwarded packets
0 Packets fragmented
0 Fragments sent
0 Fragments discarded
0 Fragments timed out
0 Fragmentation prohibited
0 Packets reconstructed
0 Packets destined to dead nexthop
0 Packets discarded due to no route
0 Error pdu rate drops
0 ER pdu generation failure
esis:
0 Total pkts received
0 Total packets consumed by protocol
0 Pdus received with bad checksum
0 Pdus received with bad version number
0 Pdus received with bad type field
0 Short pdus received
0 Pdus with bogus sdl size
0 Pdus with bad header length
0 Pdus with unknown or unsupported protocol
0 No free memory in socket buffer
0 Send packets discarded
0 Sbappend failure
0 Mcopy failure
0 ISO family not configured
tnp:
0 Unicast packets received
0 Broadcast packets received
0 Fragmented packets received
0 Hello packets dropped
0 Fragments dropped
0 Fragment reassembly queue flushes
0 Packets with tnp src address collision received
0 Hello packets received
0 Control packets received
0 Rdp packets received
0 Udp packets received
0 Tunnel packets received
0 Input packets discarded with no protocol
0 Packets of version unspecified received
0 Packets of version 1 received
0 Packets of version 2 received
0 Packets of version 3 received
0 Unicast packets sent
0 Broadcast packets sent
0 Fragmented packets sent
```

```
0 Hello packets dropped
0 Fragments dropped
0 Hello packets sent
0 Control packets sent
0 Rdp packets sent
0 Udp packets sent
0 Tunnel packets sent
0 Packets sent with unknown protocol
0 Packets of version unspecified sent
0 Packets of version 1 sent
0 Packets of version 2 sent
0 Packets of version 3 sent
rdp:
0 Input packets
0 Packets discarded for bad checksum
0 Packets discarded due to bad sequence number
0 Refused connections
0 Acks received
0 Packets dropped due to full socket buffers
0 Retransmits
0 Output packets
0 Acks sent
0 Connects
0 Closes
0 Keepalives received
0 Keepalives sent
tudp:
67 Datagrams received
0 Datagrams with incomplete header
0 Datagrams with bad data length field
0 Datagrams with bad checksum
0 Datagrams dropped due to no socket
0 Broadcast/multicast datagrams dropped due to no socket
0 Datagrams dropped due to full socket buffers
67 Delivered
68 Datagrams output
ttp:
0 Packets sent
0 Packets sent while unconnected
0 Packets sent while interface down
0 Packets sent couldn't get buffer
0 Packets sent couldn't find neighbor
0 L2 packets received
0 Unknown L3 packets received
0 IPv4 L3 packets received
0 MPLS L3 packets received
0 MPLS->IPv4 L3 packets received
0 IPv4->MPLS L3 packets received
0 VPLS L3 packets received
0 IPv6 L3 packets received
0 ARP L3 packets received
0 CLNP L3 packets received
0 TNP L3 packets received
0 NULL L3 packets received
0 Cyclotron cycle L3 packets received
0 Cyclotron send L3 packets received
0 Packets received while unconnected
0 Packets received from unknown ifl
0 Input packets couldn't get buffer
0 Input packets with bad type
0 Input packets with discard type
```



```

0 Input packets with too many tlvs
0 Input packets with bad tlv header
70633 Input packets with bad tlv type
68877 Input packets dropped based on tlv result0 Input packets for which rt lookup
  is bypassed
mpls:
0 Total MPLS packets received
0 Packets forwarded
0 Packets dropped
0 Packets with header too small
0 After tagging, packets can't fit link MTU
0 Packets with IPv4 explicit NULL tag
0 Packets with IPv4 explicit NULL cksum errors
0 Packets with router alert tag
0 LSP ping packets (ttl-expired/router alert)
0 Packets with ttl expired
0 Packets with tag encoding error
0 Packets discarded due to no route
0 Packets used first nexthop in ecmp unilist
0 Packets dropped due to ifl down
vpls:
0 Total packets received
0 Packets with size smaller than minimum
0 Packets with incorrect version number
0 Packets for this host
0 Packets with no logical interface
0 Packets with no family
0 Packets with no route table
582 Copyright © 2010, Juniper Networks, Inc.
0 Packets with no auxiliary table
0 Packets with no corefacing entry
0 packets with no CE-facing entry
0 MAC route learning requests
0 MAC routes learnt
0 Requests to learn an existing route
0 Learning requests while learning disabled on interface
0 Learning requests over capacity
0 MAC routes moved
0 Requests to move static route
0 MAC route aging requests
0 MAC routes aged
0 Bogus address in aging requests
0 Requests to age static route
0 Requests to re-ageout aged route
0 Requests involving multiple peer FEs
0 Aging acks from PFE
0 Aging non-acks from PFE
0 Aging requests timed out waiting on FEs
0 Aging requests over max-rate
0 Errors finding peer FEs
0 Unsupported platform
0 Packets dropped due to no l3 route table
0 Packets dropped due to no local ifl
0 Packets punted
0 Packets dropped due to no socket
bridge:
Input:
0 packets received
0 packets forwarded
0 packets failed to forward
0 packets dropped

```

```
0 packets with vmember lookup failures
0 packets with vlan lookup failures
0 packets with stp state lookup failures
0 packets dropped due to stp blocked/listening
0 packets dropped due to stp learning
0 packets with src MAC learning failures
0 packets with input control processing failures
Forward:
0 packets sent successfully
0 packets with send failures
0 packets forwarded to l3 interface
0 packets with l3 send failures
0 packets discarded
0 packets with l2ifl store failures
0 packets with ifl mismatch failures
0 packets with packet duplication failures
0 packets with tag lookup failures
0 packets with no route for DMAC
0 packets with no route table
0 packets with no nexthop
0 packets with dead nexthop
0 packets with eof reached error
Learning:
0 MACs learned
0 packets sent to l3 interface
0 packets with l3 send failures
0 packets hit holdq while learning
0 MAC moves
0 packets discarded
0 packets with no route for SMAC
0 packets with no nexthop
0 packets with dead nexthop
0 packets dropped due to no resolve route
0 packets with l3 ifd lookup failures
0 packets with l3 ifl lookup failures
0 packets with l3 invalid rnh
0 packets with no route for SMAC in clone learning
0 packets with no nexthop in clone learning
0 packets with dead nexthop in clone learning
0 packets dropped due to no resolve nh in clone learning
Output:
0 packets forwarded
0 packets failed to forward
0 packets with vmember lookup failures
0 packets with vlan lookup failures
0 packets with input control processing failures
Send:
0 packets sent successfully
0 packets with send failures
0 packets dropped due to interface down
0 packets with dev output failures
0 blocked ifl discards
0 packets with tag lookup failures
0 packets with stp state lookup failures
0 packets with tag insertion failures
0 packets with tag removal failures
Flood:
0 packets flooded
0 flood failures
IGMP:
0 packets sent successfully
```

```
0 packets with send failures
0 packets forwarded
0 packets failed to forward
0 packets with mpull failures
0 packets with vmember lookup failures
0 packets with vlan lookup failures
0 packets with ifl lookup failures
0 packets with tag lookup failures
Misc:
0 packets with size smaller than minimum
0 packets with double tags
0 packets with no ifl
0 packets with no family
0 packets with no route table
```

## show system storage

---

<b>List of Syntax</b>	<a href="#">Syntax on page 626</a> <a href="#">Syntax (EX Series Switches) on page 626</a> <a href="#">Syntax (MX Series Router) on page 626</a> <a href="#">Syntax (QFX Series) on page 626</a> <a href="#">Syntax (SRX Series) on page 626</a> <a href="#">Syntax (TX Matrix Router) on page 626</a> <a href="#">Syntax (TX Matrix Plus Router and TX Matrix Plus Router with 3D SIBs) on page 626</a>
<b>Syntax</b>	<code>show system storage</code> <code>&lt;detail&gt;</code> <code>&lt;invoke-on (all-routing-engines   other-routing-engine)&gt;</code>
<b>Syntax (EX Series Switches)</b>	<code>show system storage</code> <code>&lt;detail&gt;</code> <code>&lt;all-members&gt;</code> <code>&lt;local&gt;</code> <code>&lt;member <i>member-id</i>&gt;</code> <code>&lt;invoke-on (all-routing-engines   other-routing-engine)&gt;</code>
<b>Syntax (MX Series Router)</b>	<code>show system storage</code> <code>&lt;detail&gt;</code> <code>&lt;all-members&gt;</code> <code>&lt;local&gt;</code> <code>&lt;member <i>member-id</i>&gt;</code> <code>&lt;invoke-on (all-routing-engines   other-routing-engine)&gt;</code>
<b>Syntax (QFX Series)</b>	<code>show system storage</code> <code>&lt;detail&gt;</code> <code>&lt;infrastructure <i>name</i>&gt;</code> <code>&lt;interconnect-device <i>name</i>&gt;</code> <code>&lt;node-group <i>name</i>&gt;</code> <code>&lt;invoke-on (all-routing-engines   other-routing-engine)&gt;</code>
<b>Syntax (SRX Series)</b>	<code>show system storage</code> <code>&lt;detail&gt;</code> <code>&lt;partitions&gt;</code> <code>&lt;invoke-on (all-routing-engines   other-routing-engine)&gt;</code>
<b>Syntax (TX Matrix Router)</b>	<code>show system storage</code> <code>&lt;detail&gt;</code> <code>&lt;all-chassis   all-lcc   lcc <i>number</i>   scc&gt;</code> <code>&lt;invoke-on (all-routing-engines   other-routing-engine)&gt;</code>
<b>Syntax (TX Matrix Plus Router and TX Matrix Plus Router with 3D SIBs)</b>	<code>show system storage</code> <code>&lt;detail&gt;</code> <code>&lt;all-chassis   all-lcc   lcc <i>number</i>   sfc <i>number</i>&gt;</code> <code>&lt;invoke-on (all-routing-engines   other-routing-engine)&gt;</code>

<b>Release Information</b>	<p>Command introduced before Junos OS Release 7.4.</p> <p>Command introduced in Junos OS Release 9.0 for EX Series switches.</p> <p><b>sfc</b> option introduced for the TX Matrix Plus router in JUNOS Release 9.6.</p> <p>Command introduced in Junos OS Release 11.1 for the QFX Series.</p> <p>Option <b>invoke-on (all-routing-engines   other-routing-engine)</b> introduced in Junos OS Release 14.1</p> <p>Command introduced in Junos OS Release 14.1X53-D20 for the OCX Series.</p> <p>Output upgraded for devices running Junos OS with upgraded FreeBSD in Junos OS Release 18.1R1.</p>
<b>Description</b>	<p>Display statistics about the amount of free disk space in the router's or switch's file systems.</p>
<b>Options</b>	<p><b>none</b>—Display standard information about the amount of free disk space in the router's or switch's file systems.</p> <p><b>detail</b>—(Optional) Display detailed output.</p> <p><b>invoke-on all-routing-engines</b>—(Optional) Display the system storage information on all master and backup Routing Engines on a routing matrix based on the TX Matrix or TX Matrix Plus router or on a router that has dual Routing Engines.</p> <p><b>invoke-on other-routing-engines</b>—(Optional) Display the system storage information on the other Routing Engine. For example, if you issue this command on the master Routing Engine on an M320 router, the JUNOS Software displays the system storage information on the backup Routing Engine. On a routing matrix based on the TX Matrix or TX Matrix Plus router, if you issue this command on the TX Matrix or TX Matrix Plus router's master Routing Engine, the JUNOS Software displays all the system storage information on all the backup Routing Engines.</p> <p><b>all-chassis</b>—(TX Matrix routers and TX Matrix Plus routers only) (Optional) Display system storage statistics for all the routers in the chassis.</p> <p><b>all-lcc</b>—(TX Matrix routers and TX Matrix Plus routers only) (Optional) On a TX Matrix router, display system storage statistics for all T640 routers connected to the TX Matrix router. On a TX Matrix Plus router, display system storage statistics for all routers connected to the TX Matrix Plus router.</p> <p><b>all-members</b>—(EX4200 switches and MX Series routers only) (Optional) Display system storage statistics for all members of the Virtual Chassis configuration.</p> <p><b>infrastructure name</b>—(QFabric systems only) (Optional) Display system storage statistics for the fabric control Routing Engines or fabric manager Routing Engines.</p> <p><b>interconnect-device name</b>—(QFabric systems only) (Optional) Display system storage statistics for the Interconnect device.</p> <p><b>lcc number</b>—(TX Matrix routers and TX Matrix Plus routers only) (Optional) On a TX Matrix router, display system storage statistics for a specific T640 router that is connected to the TX Matrix router. On a TX Matrix Plus router, display system storage statistics for a specific router that is connected to the TX Matrix Plus router.</p>

Replace *number* with the following values depending on the LCC configuration:

- 0 through 3, when T640 routers are connected to a TX Matrix router in a routing matrix.
- 0 through 3, when T1600 routers are connected to a TX Matrix Plus router in a routing matrix.
- 0 through 7, when T1600 routers are connected to a TX Matrix Plus router with 3D SIBs in a routing matrix.
- 0, 2, 4, or 6, when T4000 routers are connected to a TX Matrix Plus router with 3D SIBs in a routing matrix.

**local**—(EX4200 switches and MX Series routers only) (Optional) Display system storage statistics for the local Virtual Chassis member.

**member *member-id***—(EX4200 switches and MX Series routers only) (Optional) Display system storage statistics for the specified member of the Virtual Chassis configuration. For EX4200 switches, replace *member-id* with a value from 0 through 9. For an MX Series Virtual Chassis, replace *member-id* with a value of 0 or 1.

**node-group *name***—(QFabric systems only) (Optional) Display system storage statistics for the Node group.

**scc**—(TX Matrix routers only) (Optional) Display system storage statistics for the TX Matrix router (or switch-card chassis).

**sfc *number***—(TX Matrix Plus routers only) (Optional) Display system storage statistics for the TX Matrix Plus router. Replace *number* with 0.

**Additional Information** By default, when you issue the **show system storage** command on the master Routing Engine of a TX Matrix router or a TX Matrix Plus router, the command is broadcast to all the master Routing Engines of the LCCs connected to it in the routing matrix. Likewise, if you issue the same command on the backup Routing Engine of a TX Matrix or a TX Matrix Plus router, the command is broadcast to all backup Routing Engines of the LCCs that are connected to it in the routing matrix.

In Junos OS Release 15.1, when certain platforms switched to Junos OS with upgraded FreeBSD, there was a change in the file system used to the UNIX file system (UFS). This change led to the output of the **show system storage** command being long and difficult to use to determine the free space available on the system. Starting in Junos OS Release 18.1R1, the output of this command has been upgraded to be more concise and readable. To determine affected platforms, see [Feature Explorer](#) and enter **FreeBSD 10 kernel for Junos OS**.

**Required Privilege Level** view

- Related Documentation**
- [Routing Matrix with a TX Matrix Plus Router Solutions Page](#)
  - [show system storage partitions \(View SRX Series\)](#)

- List of Sample Output**
- [show system storage on page 629](#)
  - [show system storage \(Junos OS with upgraded FreeBSD starting in Junos OS Release 18.1R1\) on page 630](#)
  - [show system storage \(TX Matrix Plus Router\) on page 630](#)
  - [show system storage \(QFX3500 Switch\) on page 632](#)
  - [show system storage invoke-on all-routing-engines on page 632](#)
  - [show system storage invoke-on other-routing-engine on page 633](#)

- Output Fields** [Table 17 on page 629](#) describes the output fields for the **show system storage** command. Output fields are listed in the approximate order in which they appear.

**Table 17: show system storage Output Fields**

Field Name	Field Description
<b>Filesystem</b>	Name of the filesystem.
<b>Size</b>	Size of the filesystem.
<b>Used</b>	Amount of space used in the filesystem.
<b>Avail</b>	Amount of space available in the filesystem.
<b>Capacity</b>	Percentage of the filesystem space that is being used.
<b>Mounted on</b>	Directory in which the filesystem is mounted.

## Sample Output

### show system storage

```

user@host> show system storage
Filesystem      Size      Used      Avail  Capacity  Mounted on
/dev/ad0s1a      77M       37M       34M      52%      /
devfs           16K       16K        0B     100%    /dev/
/dev/vn0        12M       12M        0B     100%    /packages/mnt/jbase
/dev/vn1        39M       39M        0B     100%
/packages/mnt/jkernel-7.2R1.7
/dev/vn2        12M       12M        0B     100%
/packages/mnt/jpfe-M40-7.2R1.7
/dev/vn3        2.3M      2.3M        0B     100%
/packages/mnt/jdocs-7.2R1.7
/dev/vn4        14M       14M        0B     100%
/packages/mnt/jroute-7.2R1.7
/dev/vn5        4.5M      4.5M        0B     100%
/packages/mnt/jcrypto-7.2R1.7
mfs:172         1.5G      4.0K      1.3G      0%      /tmp
/dev/ad0s1e      12M       20K       11M      0%      /config

```

```

procfs          4.0K      4.0K      0B      100% /proc
/dev/ad1s1f     9.4G      4.9G      3.7G      57% /var

```

#### show system storage (Junos OS with upgraded FreeBSD starting in Junos OS Release 18.1R1)

```

user@host> show system storage
Filesystem      Size    Used    Avail Capacity  Mounted on
/dev/gpt/oam     945M    663M    207M      76%
/dev/gpt/junos   32G     14G     16G      46%  /.mount
tmpfs           5.4G     12K     5.4G      0%  /.mount/tmp
tmpfs           592M     1.2M    591M      0%  /.mount/mfs

```

#### show system storage (TX Matrix Plus Router)

```

user@host> show system storage
sfc0-re0:
-----
Filesystem      Size    Used    Avail Capacity  Mounted on
/dev/ad0s1a     3.4G    178M     2.9G      6% /
devfs           1.0K     1.0K      0B     100% /dev
devfs           1.0K     1.0K      0B     100% /dev/
/dev/md0         33M     33M      0B     100% /packages/mnt/jbase
/dev/md1        216M    216M      0B     100%
/packages/mnt/jkernel-9.6-20090519.0
/dev/md2         66M     66M      0B     100%
/packages/mnt/jpfe-T-9.6-20090519.0
/dev/md3         4.1M    4.1M      0B     100%
/packages/mnt/jdocs-9.6-20090519.0
/dev/md4         57M     57M      0B     100%
/packages/mnt/jroute-9.6-20090519.0
/dev/md5         15M     15M      0B     100%
/packages/mnt/jcrypto-9.6-20090519.0
/dev/md6         34M     34M      0B     100%
/packages/mnt/jpfe-common-9.6-20090519.0
/dev/md7         2.0G    10.0K     1.8G      0% /tmp
/dev/md8         2.0G     1.0M     1.8G      0% /mfs
/dev/ad0s1e     383M     82K     352M      0% /config
procfs          4.0K     4.0K      0B     100% /proc
/dev/ad1s1f     52G     7.5G     40G     16% /var

lcc0-re0:
-----
Filesystem      Size    Used    Avail Capacity  Mounted on
/dev/ad0s1a     3.4G    178M     2.9G      6% /
devfs           1.0K     1.0K      0B     100% /dev
devfs           1.0K     1.0K      0B     100% /dev/
/dev/md0         33M     33M      0B     100% /packages/mnt/jbase
/dev/md1        216M    216M      0B     100%
/packages/mnt/jkernel-9.6-20090519.0
/dev/md2         66M     66M      0B     100%
/packages/mnt/jpfe-T-9.6-20090519.0
/dev/md3         4.1M    4.1M      0B     100%
/packages/mnt/jdocs-9.6-20090519.0
/dev/md4         57M     57M      0B     100%
/packages/mnt/jroute-9.6-20090519.0
/dev/md5         15M     15M      0B     100%
/packages/mnt/jcrypto-9.6-20090519.0
/dev/md6         34M     34M      0B     100%
/packages/mnt/jpfe-common-9.6-20090519.0
/dev/md7         2.0G    10.0K     1.8G      0% /tmp

```



```

/dev/md8          2.0G      540K      1.8G      0% /mfs
/dev/ad0s1e       383M       88K      352M      0% /config
procfs           4.0K      4.0K       0B     100% /proc
/dev/ad1s1f       52G       6.3G      41G      13% /var

```

lcc1-re0:

```

-----
Filesystem      Size      Used      Avail  Capacity  Mounted on
/dev/ad0s1a     3.4G     178M     2.9G      6% /
devfs           1.0K     1.0K       0B     100% /dev
devfs           1.0K     1.0K       0B     100% /dev/
/dev/md0        33M      33M       0B     100% /packages/mnt/jbase
/dev/md1       216M     216M       0B     100%
/packages/mnt/jkernel-9.6-20090519.0
/dev/md2        66M      66M       0B     100%
/packages/mnt/jpfe-T-9.6-20090519.0
/dev/md3        4.1M     4.1M       0B     100%
/packages/mnt/jdocs-9.6-20090519.0
/dev/md4        57M      57M       0B     100%
/packages/mnt/jroute-9.6-20090519.0
/dev/md5        15M      15M       0B     100%
/packages/mnt/jcrypto-9.6-20090519.0
/dev/md6        34M      34M       0B     100%
/packages/mnt/jpfe-common-9.6-20090519.0
/dev/md7        2.0G     10.0K     1.8G      0% /tmp
/dev/md8        2.0G     540K     1.8G      0% /mfs
/dev/ad0s1e     383M      88K     352M      0% /config
procfs         4.0K      4.0K       0B     100% /proc
/dev/ad1s1f     23G      13G      7.7G     64% /var

```

lcc2-re0:

```

-----
Filesystem      Size      Used      Avail  Capacity  Mounted on
/dev/ad0s1a     3.4G     178M     2.9G      6% /
devfs           1.0K     1.0K       0B     100% /dev
devfs           1.0K     1.0K       0B     100% /dev/
/dev/md0        33M      33M       0B     100% /packages/mnt/jbase
/dev/md1       216M     216M       0B     100%
/packages/mnt/jkernel-9.6-20090519.0
/dev/md2        66M      66M       0B     100%
/packages/mnt/jpfe-T-9.6-20090519.0
/dev/md3        4.1M     4.1M       0B     100%
/packages/mnt/jdocs-9.6-20090519.0
/dev/md4        57M      57M       0B     100%
/packages/mnt/jroute-9.6-20090519.0
/dev/md5        15M      15M       0B     100%
/packages/mnt/jcrypto-9.6-20090519.0
/dev/md6        34M      34M       0B     100%
/packages/mnt/jpfe-common-9.6-20090519.0
/dev/md7        2.0G     10.0K     1.8G      0% /tmp
/dev/md8        2.0G     540K     1.8G      0% /mfs
/dev/ad0s1e     383M      64K     352M      0% /config
procfs         4.0K      4.0K       0B     100% /proc
/dev/ad1s1f     23G      3.7G      17G     18% /var

```

lcc3-re0:

```

-----
Filesystem      Size      Used      Avail  Capacity  Mounted on
/dev/ad0s1a     3.4G     178M     2.9G      6% /
devfs           1.0K     1.0K       0B     100% /dev
devfs           1.0K     1.0K       0B     100% /dev/

```

/dev/md0	33M	33M	0B	100%	/packages/mnt/jbase
/dev/md1	216M	216M	0B	100%	
/packages/mnt/jkernel-9.6-20090519.0					
/dev/md2	66M	66M	0B	100%	
/packages/mnt/jpfe-T-9.6-20090519.0					
/dev/md3	4.1M	4.1M	0B	100%	
/packages/mnt/jdocs-9.6-20090519.0					
/dev/md4	57M	57M	0B	100%	
/packages/mnt/jroute-9.6-20090519.0					
/dev/md5	15M	15M	0B	100%	
/packages/mnt/jcrypto-9.6-20090519.0					
/dev/md6	34M	34M	0B	100%	
/packages/mnt/jpfe-common-9.6-20090519.0					
/dev/md7	2.0G	10.0K	1.8G	0%	/tmp
/dev/md8	2.0G	540K	1.8G	0%	/mfs
/dev/ad0s1e	383M	34K	352M	0%	/config
procfs	4.0K	4.0K	0B	100%	/proc
/dev/ad1s1f	23G	18G	3.5G	84%	/var

### show system storage (QFX3500 Switch)

```
user@switch> show system storage
```

Filesystem	Size	Used	Avail	Capacity	Mounted on
/dev/da0s2a	343M	192M	123M	61%	/
devfs	1.0K	1.0K	0B	100%	/dev
/dev/md0	119M	119M	0B	100%	/packages/mnt/jbase
/dev/md1	513M	513M	0B	100%	
/packages/mnt/jkernel-qfx-11.1R1.5					
/dev/md2	37M	37M	0B	100%	
/packages/mnt/jpfe-qfx-e9xxx-11.1R1.5					
/dev/md3	6.0M	6.0M	0B	100%	
/packages/mnt/jdocs-qfx-11.1R1.5					
/dev/md4	216M	216M	0B	100%	
/packages/mnt/jroute-qfx-11.1R1.5					
/dev/md5	59M	59M	0B	100%	
/packages/mnt/jcrypto-qfx-11.1R1.5					
/dev/md6	85M	85M	0B	100%	
/packages/mnt/jswitch-qfx-11.1R1.5					
/dev/md7	63M	8.0K	58M	0%	/tmp
/dev/da0s2f	228M	14M	196M	7%	/var
/dev/da0s3d	590M	3.0M	540M	1%	/var/tmp
/dev/da0s3e	104M	162K	95M	0%	/config
procfs	4.0K	4.0K	0B	100%	/proc

### show system storage invoke-on all-routing-engines

```
user@host> show system storage invoke-on all-routing-engines
re0:
```

Filesystem	Size	Used	Avail	Capacity	Mounted on
/dev/ad0s1a	3.3G	440M	2.6G	14%	/
devfs	1.0K	1.0K	0B	100%	/dev
/dev/md0	76M	76M	0B	100%	/packages/mnt/jbase
/dev/md1	40M	40M	0B	100%	
/packages/mnt/jkernel64-14.1-20140407.1					
/dev/md2	219M	219M	0B	100%	
/packages/mnt/jpfe-T-14.1-20140407.1					
/dev/md3	5.4M	5.4M	0B	100%	
/packages/mnt/jdocs-14.1-20140407.1					
/dev/md4	116M	116M	0B	100%	

```

/packages/mnt/jroute-14.1-20140407.1
/dev/md5          44M          44M          0B          100%
/packages/mnt/jcrypto64-14.1-20140407.1
/dev/md6          70M          70M          0B          100%
/packages/mnt/jpfe-common-14.1-20140407.1
/dev/md7          182K         182K          0B          100%
/packages/mnt/jplatform-14.1-20140407.1
/dev/md8          499M         499M          0B          100%
/packages/mnt/jruntime-14.1-20140407.1
/dev/md9          41M          41M          0B          100%
/packages/mnt/jruntime64-14.1-20140407.1
/dev/md10         12M          12M          0B          100%
/packages/mnt/py-base-i386-14.1-20140407.1
/dev/md11         3.2G          8.0K          2.9G          0% /tmp
/dev/md12         3.2G          1.1M          2.9G          0% /mfs
/dev/ad0s1e       376M          220K          346M          0% /config
procfs           4.0K          4.0K          0B          100% /proc
/dev/ad1s1f       50G           43G          3.2G          93% /var

```

rel:

```

-----
Filesystem      Size      Used      Avail  Capacity  Mounted on
/dev/ad0s1a     3.3G      440M      2.6G      14%      /
devfs           1.0K      1.0K      0B        100%     /dev
/dev/md0        76M       76M       0B        100%     /packages/mnt/jbase
/dev/md1        40M       40M       0B        100%
/packages/mnt/jkernel64-14.1-20140407.1
/dev/md2        219M      219M      0B        100%
/packages/mnt/jpfe-T-14.1-20140407.1
/dev/md3        5.4M      5.4M      0B        100%
/packages/mnt/jdocs-14.1-20140407.1
/dev/md4        116M      116M      0B        100%
/packages/mnt/jroute-14.1-20140407.1
/dev/md5        44M       44M       0B        100%
/packages/mnt/jcrypto64-14.1-20140407.1
/dev/md6        70M       70M       0B        100%
/packages/mnt/jpfe-common-14.1-20140407.1
/dev/md7        182K      182K      0B        100%
/packages/mnt/jplatform-14.1-20140407.1
/dev/md8        499M      499M      0B        100%
/packages/mnt/jruntime-14.1-20140407.1
/dev/md9        41M       41M       0B        100%
/packages/mnt/jruntime64-14.1-20140407.1
/dev/md10       12M       12M       0B        100%
/packages/mnt/py-base-i386-14.1-20140407.1
/dev/md11       3.2G      8.0K      2.9G          0% /tmp
/dev/md12       3.2G      662K      2.9G          0% /mfs
/dev/ad0s1e     375M      230K      344M          0% /config
procfs         4.0K      4.0K      0B        100% /proc
/dev/ad1s1f     52G       46G      2.2G          95% /var

```

### show system storage invoke-on other-routing-engine

```
user@host> show system storage invoke-on other-routing-engine
```

rel:

```

-----
Filesystem      Size      Used      Avail  Capacity  Mounted on
/dev/ad0s1a     3.3G      440M      2.6G      14%      /
devfs           1.0K      1.0K      0B        100%     /dev
/dev/md0        76M       76M       0B        100%     /packages/mnt/jbase
/dev/md1        40M       40M       0B        100%

```

/packages/mnt/jkernel64-14.1-20140407.1					
/dev/md2	219M	219M	0B	100%	
/packages/mnt/jpfe-T-14.1-20140407.1					
/dev/md3	5.4M	5.4M	0B	100%	
/packages/mnt/jdocs-14.1-20140407.1					
/dev/md4	116M	116M	0B	100%	
/packages/mnt/jroute-14.1-20140407.1					
/dev/md5	44M	44M	0B	100%	
/packages/mnt/jcrypto64-14.1-20140407.1					
/dev/md6	70M	70M	0B	100%	
/packages/mnt/jpfe-common-14.1-20140407.1					
/dev/md7	182K	182K	0B	100%	
/packages/mnt/jplatform-14.1-20140407.1					
/dev/md8	499M	499M	0B	100%	
/packages/mnt/jruntime-14.1-20140407.1					
/dev/md9	41M	41M	0B	100%	
/packages/mnt/jruntime64-14.1-20140407.1					
/dev/md10	12M	12M	0B	100%	
/packages/mnt/py-base-i386-14.1-20140407.1					
/dev/md11	3.2G	8.0K	2.9G	0%	/tmp
/dev/md12	3.2G	662K	2.9G	0%	/mfs
/dev/ad0s1e	375M	230K	344M	0%	/config
procfs	4.0K	4.0K	0B	100%	/proc
/dev/ad1s1f	52G	46G	2.2G	95%	/var

## show system switchover

List of Syntax	Syntax on page 635
	Syntax (TX Matrix Router) on page 635
	Syntax (TX Matrix Plus Router) on page 635
	Syntax (MX Series Router) on page 635
Syntax	show system switchover
Syntax (TX Matrix Router)	show system switchover <all-chassis   all-lcc   lcc <i>number</i>   scc>
Syntax (TX Matrix Plus Router)	show system switchover <all-chassis   all-lcc   lcc <i>number</i>   sfc <i>number</i> >
Syntax (MX Series Router)	show system switchover <all-members> <local> <member <i>member-id</i> >
Release Information	Command introduced before Junos OS Release 7.4. Command introduced in Junos OS Release 9.0 for EX Series switches. sfc option introduced for the TX Matrix Plus router in Junos OS Release 9.6. Command introduced in Junos OS Release 13.2X51-D20 for QFX Series switches.
Description	Display whether graceful Routing Engine switchover is configured, the state of the kernel replication (ready or synchronizing), any replication errors, and whether the primary and standby Routing Engines are using compatible versions of the kernel database.



**NOTE:** Issue the **show system switchover** command *only* on the backup Routing Engine. This command is *not* supported on the master Routing Engine because the kernel-replication process daemon does not run on the master Routing Engine. This process runs only on the backup Routing Engine.

Beginning Junos OS Release 9.6, the **show system switchover** command has been deprecated on the master Routing Engine on all routers other than a TX Matrix (switch-card chassis) or a TX Matrix Plus (switch-fabric chassis) router.

However, in a routing matrix, if you issue the **show system switchover** command on the master Routing Engine of the TX Matrix router (or switch-card chassis), the CLI displays graceful switchover information for the master Routing Engine of the T640 routers (or line-card chassis) in the routing matrix. Likewise, if you issue the **show system switchover** command on the master Routing Engine of a TX Matrix Plus router (or switch-fabric chassis), the CLI displays output for the master Routing Engine of T1600 or T4000 routers in the routing matrix.

**Options** **all-chassis**—(TX Matrix routers and TX Matrix Plus routers only) (Optional) On a TX Matrix router, display graceful Routing Engine switchover information for all Routing Engines on the TX Matrix router and the T640 routers configured in the routing matrix. On a TX Matrix Plus router, display graceful Routing Engine switchover information for all Routing Engines on the TX Matrix Plus router and the T1600 or T4000 routers configured in the routing matrix.

**all-lcc**—(TX Matrix routers and TX Matrix Plus routers only) (Optional) On a TX Matrix router, display graceful Routing Engine switchover information for all T640 routers (or line-card chassis) connected to the TX Matrix router. On a TX Matrix Plus router, display graceful Routing Engine switchover information for all connected T1600 or T4000 LCCs.

Note that in this instance, packets get dropped. The LCCs perform GRES on their own chassis (GRES cannot be handled by one particular chassis for the entire router) and synchronization is not possible as the LCC plane bringup time varies for each LCC. Therefore, when there is traffic on these planes, there may be a traffic drop.

**all-members**—(MX Series routers only) (Optional) Display graceful Routing Engine switchover information for all Routing Engines on all members of the Virtual Chassis configuration.

**lcc *number***—(TX Matrix routers and TX Matrix Plus routers only) (Optional) On a TX Matrix router, display graceful Routing Engine switchover information for a specific T640 router connected to the TX Matrix router. On a TX Matrix Plus router, display graceful Routing Engine switchover information for a specific router connected to the TX Matrix Plus router.

Replace *number* with the following values depending on the LCC configuration:

- 0 through 3, when T640 routers are connected to a TX Matrix router in a routing matrix.
- 0 through 3, when T1600 routers are connected to a TX Matrix Plus router in a routing matrix.
- 0 through 7, when T1600 routers are connected to a TX Matrix Plus router with 3D SIBs in a routing matrix.
- 0, 2, 4, or 6, when T4000 routers are connected to a TX Matrix Plus router with 3D SIBs in a routing matrix.

**local**—(MX Series routers only) (Optional) Display graceful Routing Engines switchover information for all Routing Engines on the local Virtual Chassis member.

**member *member-id***—(MX Series routers only) (Optional) Display graceful Routing Engine switchover information for all Routing Engines on the specified member of the Virtual Chassis configuration. Replace *member-id* with a value of 0 or 1.

**scc**—(TX Matrix router only) (Optional) Display graceful Routing Engine switchover information for the TX Matrix router (or switch-card chassis).

**sfc**—(TX Matrix Plus routers only) (Optional) Display graceful Routing Engine switchover information for the TX Matrix Plus router.

**Additional Information** If you issue the **show system switchover** command on a TX Matrix backup Routing Engine, the command is broadcast to all the T640 backup Routing Engines that are connected to it.

Likewise, if you issue the **show system switchover** command on a TX Matrix Plus backup Routing Engine, the command is broadcast to all the T1600 or T4000 backup Routing Engines that are connected to it.

If you issue the **show system switchover** command on the active Routing Engine in the master router of an MX Series Virtual Chassis, the router displays a message that this command is not applicable on this member of the Virtual Chassis.

**Required Privilege Level** view

**Related Documentation**

- [Routing Matrix with a TX Matrix Plus Router Solutions Page](#)

**List of Sample Output**

[show system switchover \(Backup Routing Engine - Ready\) on page 638](#)  
[show system switchover \(Backup Routing Engine - Not Ready\) on page 639](#)  
[show system switchover \(MX Virtual Chassis\) on page 639](#)  
[show system switchover \(MX Virtual Chassis\) on page 639](#)  
[show system switchover \(Routing Matrix and Routing Matrix Plus\) - Master Ready on page 639](#)  
[show system switchover \(Routing Matrix and Routing Matrix Plus\) - Master Not Ready on page 640](#)  
[show system switchover \(Routing Matrix and Routing Matrix Plus\) - Backup Ready on page 640](#)  
[show system switchover \(Routing Matrix and Routing Matrix Plus\) - Backup Not Ready on page 640](#)  
[show system switchover all-icc \(Routing Matrix and Routing Matrix Plus\) on page 641](#)

**Output Fields** [Table 18 on page 637](#) describes the output fields for the **show system switchover** command. Output fields are listed in the approximate order in which they appear.

**Table 18: show system switchover Output Fields**

Field Name	Field Description
Graceful switchover	Display graceful Routing Engine switchover status: <ul style="list-style-type: none"> <li>• <b>On</b>—Indicates <b>graceful-switchover</b> is specified for the <b>routing-options</b> configuration command.</li> <li>• <b>Off</b>—Indicates <b>graceful-switchover</b> is not specified for the <b>routing-options</b> configuration command.</li> </ul>

Table 18: show system switchover Output Fields (*continued*)

Field Name	Field Description
<b>Configuration database</b>	<p>State of the configuration database:</p> <ul style="list-style-type: none"> <li>• <b>Ready</b>—Configuration database has synchronized.</li> <li>• <b>Synchronizing</b>—Configuration database is synchronizing. Displayed when there are updates within the last 5 seconds.</li> <li>• <b>Synchronize failed</b>—Configuration database synchronize process failed.</li> </ul>
<b>Kernel database</b>	<p>State of the kernel database:</p> <ul style="list-style-type: none"> <li>• <b>Ready</b>—Kernel database has synchronized. This message implies that the system is ready for GRES.</li> <li>• <b>Synchronizing</b>—Kernel database is synchronizing. Displayed when there are updates within the last 5 seconds.</li> <li>• <b>Version incompatible</b>—The primary and standby Routing Engines are running incompatible kernel database versions.</li> <li>• <b>Replication error</b>—An error occurred when the state was replicated from the primary Routing Engine. Inspect <b>Steady State</b> for possible causes, or notify Juniper Networks customer support.</li> </ul>
<b>Peer state</b>	<p>Routing Engine peer state:</p> <p>This field is displayed only when ksyncd is running in multichassis mode (LCC master).</p> <ul style="list-style-type: none"> <li>• <b>Steady State</b>—Peer completed switchover transition.</li> <li>• <b>Peer Connected</b>—Peer in switchover transition.</li> </ul>
<b>Switchover Status</b>	<p>Switchover Status:</p> <ul style="list-style-type: none"> <li>• <b>Ready</b>—Message for system being switchover ready.</li> <li>• <b>Not Ready</b>—Message for system not being ready for switchover.</li> </ul>

## Sample Output

### show system switchover (Backup Routing Engine - Ready)

```

user@host> show system switchover
Graceful switchover: On
Configuration database: Ready
Kernel database: Ready
Peer state: Steady State
Switchover Status: Ready

```

Switchover Status: Ready is the way the last line of the output reads if you are running Junos OS Release 16.1R1 or later. If you are running Junos OS Release 15.x, the last line of the output reads as Switchover Ready, for example:

```

user@host> show system switchover
Graceful switchover: On
Configuration database: Ready
Kernel database: Ready
Switchover Ready

```



**show system switchover (Backup Routing Engine - Not Ready)**

```

user@host> show system switchover
Graceful switchover: On
Configuration database: Ready
Kernel database: Ready
Peer state: Steady State
Switchover Status: Not Ready

```

Switchover Status: Not Ready is the way the last line of the output reads if you are running Junos OS Release 16.1R1 or later. If you are running Junos OS Release 15.x, the last line of the output reads as Not ready for mastership switch, try after xxx secs, for example:

```

user@host> show system switchover
Graceful switchover: On
Configuration database: Ready
Kernel database: Ready
Not ready for mastership switch, try after xxx secs.

```

**show system switchover (MX Virtual Chassis)**

```

{master:member1-re1}
user@host> show system switchover
member0:
-----
Graceful switchover: On
Configuration database: Ready
Kernel database: Ready
Switchover Status: Ready

member1:
-----
Command is not applicable on this member of the virtual-chassis

```

**show system switchover (MX Virtual Chassis)**

```

{master:member1-re1}
user@host> show system switchover
member0:
-----
Graceful switchover: On
Configuration database: Ready
Kernel database: Ready
Switchover Ready

member1:
-----
Command is not applicable on this member of the virtual-chassis

```

**show system switchover (Routing Matrix and Routing Matrix Plus) - Master Ready**

```

user@host> show system switchover
lcc0-re1:
-----
Multichassis replication: On
Configuration database: Ready

```

```
Kernel database: Ready
Peer state: Steady State
Switchover Status: Ready
```

```
lcc2-re0:
```

```
-----
Multichassis replication: On
Configuration database: Ready
Kernel database: Ready
Peer state: Steady State
Switchover Status: Ready
```

#### show system switchover (Routing Matrix and Routing Matrix Plus) - Master Not Ready

```
user@host> show system switchover
lcc0-re1:
```

```
-----
Multichassis replication: On
Configuration database: Ready
Kernel database: Ready
Peer state: Steady State
Switchover Status: Ready
```

```
lcc2-re1:
```

```
-----
Multichassis replication: On
Configuration database: Ready
Kernel database: Ready
Peer state: Steady State
Switchover Status: Not Ready
```

#### show system switchover (Routing Matrix and Routing Matrix Plus) - Backup Ready

```
user@host> show system switchover
scc-re0:
```

```
-----
Graceful switchover: On
Configuration database: Ready
Kernel database: Ready
Switchover Status: Ready
```

```
lcc0-re0:
```

```
-----
Graceful switchover: On
Configuration database: Ready
Kernel database: Ready
Switchover Status: Ready
```

```
lcc2-re1:
```

```
-----
Graceful switchover: On
Configuration database: Ready
Kernel database: Ready
Switchover Status: Ready
```

#### show system switchover (Routing Matrix and Routing Matrix Plus) - Backup Not Ready

```
user@host> show system switchover
scc-re0:
```

```
Graceful switchover: On
Configuration database: Ready
Kernel database: Ready
Switchover Status: Not Ready
```

```
lcc0-re0:
```

```
-----
Graceful switchover: On
Configuration database: Ready
Kernel database: Ready
Switchover Status: Ready
```

```
lcc2-re1:
```

```
-----
Graceful switchover: On
Configuration database: Ready
Kernel database: Ready
Switchover Status: Ready
```

### show system switchover all-lcc (Routing Matrix and Routing Matrix Plus)

```
user@host> show system switchover all-lcc
```

```
lcc0-re0:
```

```
-----
Multichassis replication: On
Configuration database: Ready
Kernel database: Ready
Peer state: Steady State
Switchover Status: Ready
```

```
lcc2-re0:
```

```
-----
Multichassis replication: On
Configuration database: Ready
Kernel database: Ready
Peer state: Steady State
Switchover Status: Ready
```

## show system uptime

<b>List of Syntax</b>	<a href="#">Syntax on page 642</a> <a href="#">Syntax (EX Series Switches) on page 642</a> <a href="#">Syntax (QFX Series) on page 642</a> <a href="#">Syntax (TX Matrix Router) on page 642</a> <a href="#">Syntax (TX Matrix Plus Router) on page 642</a> <a href="#">Syntax (MX Series Router) on page 642</a>
<b>Syntax</b>	show system uptime
<b>Syntax (EX Series Switches)</b>	show system uptime <all-members> <local> <member <i>member-id</i> >
<b>Syntax (QFX Series)</b>	show system uptime <director-group <i>name</i> > <infrastructure <i>name</i> > <interconnect-device <i>name</i> > <node-group <i>name</i> >
<b>Syntax (TX Matrix Router)</b>	show system uptime <all-chassis   all-lcc   lcc <i>number</i>   scc>
<b>Syntax (TX Matrix Plus Router)</b>	show system uptime <detail> <all-chassis   all-lcc   lcc <i>number</i>   sfc <i>number</i> >
<b>Syntax (MX Series Router)</b>	show system uptime <all-members> <invoke-on> <local> <member <i>member-id</i> >
<b>Release Information</b>	Command introduced before Junos OS Release 7.4. Command introduced in Junos OS Release 9.0 for EX Series switches. <b>sfc</b> option introduced for the TX Matrix Plus router in JUNOS Release 9.6. Command introduced in Junos OS Release 11.1 for the QFX Series. Command introduced in Junos OS Release 14.1X53-D20 for the OCX Series.
<b>Description</b>	Display the current time and information about how long the router or switch, router or switch software, and routing protocols have been running.



**NOTE:** Time values computed from differences in timestamps can vary due to the insertion or deletion of leap-seconds between them.

**Options** **none**—Show time since the system rebooted and processes started.

**all-chassis**—(TX Matrix routers and TX Matrix Plus routers only) (Optional) Show time since the system rebooted and processes started on all the routers in the chassis.

**all-lcc**—(TX Matrix routers and TX Matrix Plus routers only) (Optional) On a TX Matrix router, show time since the system rebooted and processes started for all T640 routers (or line-card chassis) connected to the TX Matrix router. On a TX Matrix Plus router, show time since the system rebooted and processes started for all connected T1600 or T4000 LCCs.

**all-members**—(EX4200 switches and MX Series routers only) (Optional) Show time since the system rebooted and processes started on all members of the Virtual Chassis configuration.

**director-group *name***—(QFabric systems only) (Optional) Show time since the system rebooted and processes started on the Director group.

**infrastructure *name***—(QFabric systems only) (Optional) Show time since the system rebooted and processes started on the fabric control Routing Engine and fabric manager Routing Engine.

**interconnect-device *name***—(QFabric systems only) (Optional) Show time since the system rebooted and processes started on the Interconnect device.

**invoke-on**—(MX Series routers only) (Optional) Display the time since the system rebooted and processes started on the master Routing Engine, backup Routing Engine, or both, on a router with two Routing Engines.

**lcc *number***—(TX Matrix routers and TX Matrix Plus routers only) (Optional) On a TX Matrix router, show time since the system rebooted and processes started for a specific T640 router that is connected to the TX Matrix router. On a TX Matrix Plus router, show time since the system rebooted and processes started for a specific router that is connected to the TX Matrix Plus router.

Replace *number* with the following values depending on the LCC configuration:

- 0 through 3, when T640 routers are connected to a TX Matrix router in a routing matrix.
- 0 through 3, when T1600 routers are connected to a TX Matrix Plus router in a routing matrix.
- 0 through 7, when T1600 routers are connected to a TX Matrix Plus router with 3D SIBs in a routing matrix.
- 0, 2, 4, or 6, when T4000 routers are connected to a TX Matrix Plus router with 3D SIBs in a routing matrix.

**local**—(EX4200 switches and MX Series routers only) (Optional) Show time since the system rebooted and processes started on the local Virtual Chassis member.

**member *member-id***—(EX4200 switches and MX Series routers only) (Optional) Show time since the system rebooted and processes started on the specified member of the Virtual Chassis configuration. For EX4200 switches, replace ***member-id*** with a value from 0 through 9. For an MX Series Virtual Chassis, replace ***member-id*** with a value of 0 or 1.

**node-group *name***—(QFabric systems only) (Optional) Show time since the system rebooted and processes started on the Node group.

**scc**—(TX Matrix routers only) (Optional) Show time since the system rebooted and processes started for the TX Matrix router (or switch-card chassis).

**sfc *number***—(TX Matrix Plus routers only) (Optional) Show time since the system rebooted and processes started for the TX Matrix Plus router. Replace ***number*** with 0.

**Additional Information** By default, when you issue the **show system uptime** command on the master Routing Engine of a TX Matrix router or a TX Matrix Plus router, the command is broadcast to all the master Routing Engines of the LCCs connected to it in the routing matrix. Likewise, if you issue the same command on the backup Routing Engine of a TX Matrix or a TX Matrix Plus router, the command is broadcast to all backup Routing Engines of the LCCs that are connected to it in the routing matrix.

**Required Privilege Level** view

**Related Documentation**

- [10-Gigabit Ethernet LAN/WAN PIC with XFP \(T640 Router\)](#)
- [Routing Matrix with a TX Matrix Plus Router Solutions Page](#)

**List of Sample Output**

- [show system uptime on page 645](#)
- [show system uptime all-lcc \(TX Matrix Router\) on page 645](#)
- [show system uptime all-lcc \(TX Matrix Plus Router\) on page 645](#)
- [show system uptime \(EX Series\) on page 646](#)
- [show system uptime \(QFX Series\) on page 646](#)

**Output Fields** [Table 19 on page 644](#) describes the output fields for the **show system uptime** command. Output fields are listed in the approximate order in which they appear.

**Table 19: show system uptime Output Fields**

Field Name	Field Description
Current time	Current system time in UTC.
Time Source	Reference time source that the system is locked to.
System booted	Date and time when the Routing Engine on the router or switch was last booted and how long it has been running.

Table 19: show system uptime Output Fields (*continued*)

Field Name	Field Description
<b>Protocols started</b>	Date and time when the routing protocols were last started and how long they have been running.
<b>Last configured</b>	Date and time when a configuration was last committed. Also shows the name of the user who issued the last <b>commit</b> command.
<b>time and up</b>	Current time, in the local time zone, and how long the router or switch has been operational.
<b>users</b>	Number of users logged in to the router or switch.
<b>load averages</b>	Load averages for the last 1 minute, 5 minutes, and 15 minutes.

## Sample Output

### show system uptime

```

user@host> show system uptime
Current time:      1998-10-13 19:45:47 UTC
Time Source:      NTP CLOCK
System booted:    1998-10-12 20:51:41 UTC (22:54:06 ago)
Protocols started: 1998-10-13 19:33:45 UTC (00:12:02 ago)
Last configured:  1998-10-13 19:33:45 UTC (00:12:02 ago) by abc
12:45PM up 22:54, 2 users, load averages: 0.07, 0.02, 0.01

```

### show system uptime all-lcc (TX Matrix Router)

```

user@host> show system uptime all-lcc
lcc0-re0:
-----
Current time: 2004-09-13 09:55:35 PDT
Time Source: LOCAL CLOCK
System booted: 2004-09-13 03:13:55 PDT (06:41:40 ago)
Last configured: 2004-09-13 03:17:48 PDT (06:37:47 ago) by root
9:55AM PDT up 6:42, 1 user, load averages: 0.02, 0.03, 0.00
lcc2-re0:
-----
Current time: 2004-09-13 09:55:35 PDT
Time Source: LOCAL CLOCK
System booted: 2004-09-12 03:23:43 PDT (1d 06:31 ago)
Last configured: 2004-09-13 03:05:36 PDT (06:49:59 ago) by root
9:55AM PDT up 1 day, 6:32, 1 user, load averages: 0.02, 0.01, 0.00

```

### show system uptime all-lcc (TX Matrix Plus Router)

```

user@host> show system uptime all-lcc
sfc0-re0:
-----
Current time: 2009-05-25 00:24:30 PDT
Time Source: NTP CLOCK
System booted: 2009-05-24 06:39:33 PDT (17:44:57 ago)
Protocols started: 2009-05-24 06:40:30 PDT (17:44:00 ago)
Last configured: 2009-05-24 06:33:27 PDT (17:51:03 ago) by user1
12:24AM up 17:45, 2 users, load averages: 0.07, 0.05, 0.01

```

lcc0-re0:

-----  
Current time: 2009-05-25 00:24:30 PDT  
Time Source: NTP CLOCK  
System booted: 2009-05-24 06:39:46 PDT (17:44:44 ago)  
error: the routing subsystem is not running  
Last configured: 2009-05-24 06:40:47 PDT (17:43:43 ago) by root  
12:24AM up 17:45, 0 users, load averages: 0.00, 0.00, 0.00

lcc1-re0:

-----  
Current time: 2009-05-25 00:24:30 PDT  
Time Source: NTP CLOCK  
System booted: 2009-05-24 06:39:38 PDT (17:44:52 ago)  
error: the routing subsystem is not running  
Last configured: 2009-05-24 06:40:18 PDT (17:44:12 ago) by root  
12:24AM up 17:45, 0 users, load averages: 0.00, 0.00, 0.00

lcc2-re0:

-----  
Current time: 2009-05-25 00:24:30 PDT  
Time Source: NTP CLOCK  
System booted: 2009-05-24 06:39:48 PDT (17:44:42 ago)  
error: the routing subsystem is not running  
Last configured: 2009-05-24 06:40:44 PDT (17:43:46 ago) by root  
12:24AM up 17:45, 0 users, load averages: 0.00, 0.00, 0.00

lcc3-re0:

-----  
Current time: 2009-05-25 00:24:30 PDT  
Time Source: NTP CLOCK  
System booted: 2009-05-24 06:39:44 PDT (17:44:46 ago)  
error: the routing subsystem is not running  
Last configured: 2009-05-24 06:40:08 PDT (17:44:22 ago) by root  
12:24AM up 17:45, 0 users, load averages: 0.00, 0.00, 0.00

### show system uptime (EX Series)

```
user@switch> show system uptime
Current time: 2014-03-12 16:39:56 UTC
Time Source: NTP CLOCK
System booted: 2014-03-12 14:58:05 UTC (01:41:51 ago)
Protocols started: 2014-03-12 14:59:48 UTC (01:40:08 ago)
Last configured: 2014-03-12 14:58:58 UTC (01:40:58 ago) by root
4:39PM up 1:42, 4 users, load averages: 0.02, 0.02, 0.00
```

### show system uptime (QFX Series)

```
user@switch> show system uptime
Current time: 2010-08-27 03:12:30 PDT
Time Source: NTP CLOCK
System booted: 2010-08-13 17:11:54 PDT (1w6d 10:00 ago)
Protocols started: 2010-08-13 17:13:56 PDT (1w6d 09:58 ago)
Last configured: 2010-08-26 05:54:00 PDT (21:18:30 ago) by user
3:12AM up 13 days, 10:01, 3 users, load averages: 0.00, 0.00, 0.00
```



## show system virtual-memory

<b>List of Syntax</b>	<a href="#">Syntax on page 647</a> <a href="#">Syntax (EX Series) on page 647</a> <a href="#">Syntax (TX Matrix Router) on page 647</a> <a href="#">Syntax (TX Matrix Plus Router) on page 647</a> <a href="#">Syntax (MX Series Router) on page 647</a> <a href="#">Syntax (QFX Series) on page 647</a> <a href="#">Syntax (SRX Series) on page 647</a>
<b>Syntax</b>	<code>show system virtual-memory</code>
<b>Syntax (EX Series)</b>	<code>show system virtual-memory</code> <code>&lt;all-members&gt;</code> <code>&lt;local&gt;</code> <code>&lt;member <i>member-id</i>&gt;</code>
<b>Syntax (TX Matrix Router)</b>	<code>show system virtual-memory</code> <code>&lt;all-chassis   all-lcc   lcc <i>number</i>   scc&gt;</code>
<b>Syntax (TX Matrix Plus Router)</b>	<code>show system virtual-memory</code> <code>&lt;all-chassis   all-lcc   lcc <i>number</i>   sfc <i>number</i>&gt;</code>
<b>Syntax (MX Series Router)</b>	<code>show system virtual-memory</code> <code>&lt;all-members&gt;</code> <code>&lt;local&gt;</code> <code>&lt;member <i>member-id</i>&gt;</code>
<b>Syntax (QFX Series)</b>	<code>show system virtual-memory</code> <code>&lt;infrastructure <i>name</i>&gt;</code> <code>&lt;interconnect-device <i>name</i>&gt;</code> <code>&lt;node-group <i>name</i>&gt;</code>
<b>Syntax (SRX Series)</b>	<code>show system virtual-memory</code>
<b>Release Information</b>	<p>Command introduced before Junos OS Release 7.4.</p> <p>Command introduced in Junos OS Release 9.0 for EX Series switches.</p> <p><b>sfc</b> option introduced for the TX Matrix Plus router in Junos OS Release 9.6.</p> <p>Command introduced in Junos OS Release 11.1 for the QFX Series.</p> <p>Command introduced in Junos OS Release 14.1X53-D20 for the OCX Series.</p>
<b>Description</b>	<p>Display the usage of Junos OS kernel memory listed first by size of allocation and then by type of usage. Use the <b>show system virtual-memory</b> command for troubleshooting with Juniper Networks Customer Support.</p>
<b>Options</b>	<b>none</b> —Display kernel dynamic memory usage information.

**all-chassis**—(TX Matrix routers and TX Matrix Plus routers only) (Optional) Display kernel dynamic memory usage information for all chassis.

**all-lcc**—(TX Matrix routers and TX Matrix Plus routers only) (Optional) On a TX Matrix router, display kernel dynamic memory usage information for all T640 routers connected to the TX Matrix router. On a TX Matrix Plus router, display kernel dynamic memory usage information for all connected T1600 or T4000 LCCs.

**all-members**—(EX4200 switches and MX Series routers only) (Optional) Display kernel dynamic memory usage information for all members of the Virtual Chassis configuration.

**infrastructure *name***—(QFabric systems only) (Optional) Display kernel dynamic memory usage information for the fabric control Routing Engine and fabric manager Routing Engine.

**interconnect-device *name***—(QFabric systems only) (Optional) Display kernel dynamic memory usage information for the Interconnect device.

**lcc *number***—(TX Matrix routers and TX Matrix Plus routers only) (Optional) On a TX Matrix router, display kernel dynamic memory usage information for a specific T640 router that is connected to the TX Matrix router. On a TX Matrix Plus router, display kernel dynamic memory usage information for a specific router that is connected to the TX Matrix Plus router.

Replace *number* with the following values depending on the LCC configuration:

- 0 through 3, when T640 routers are connected to a TX Matrix router in a routing matrix.
- 0 through 3, when T1600 routers are connected to a TX Matrix Plus router in a routing matrix.
- 0 through 7, when T1600 routers are connected to a TX Matrix Plus router with 3D SIBs in a routing matrix.
- 0, 2, 4, or 6, when T4000 routers are connected to a TX Matrix Plus router with 3D SIBs in a routing matrix.

**local**—(EX4200 switches and MX Series routers only) (Optional) Display kernel dynamic memory usage information for the local Virtual Chassis member.

**member *member-id***—(EX4200 switches and MX Series routers only) (Optional) Display kernel dynamic memory usage information for the specified member of the Virtual Chassis configuration. For EX4200 switches, replace ***member-id*** with a value from 0 through 9. For an MX Series Virtual Chassis, replace ***member-id*** with a value of 0 or 1.

**node-group *name***—(QFabric systems only) (Optional) Display kernel dynamic memory usage information for the Node group.

**scc**—(TX Matrix routers only) (Optional) Display kernel dynamic memory usage information for the TX Matrix router (or switch-card chassis).

**sfc *number***—(TX Matrix Plus routers only) (Optional) Display kernel dynamic memory usage information for the TX Matrix Plus router. Replace *number* with 0.

**Additional Information** By default, when you issue the **show system virtual-memory** command on the master Routing Engine of a TX Matrix router or a TX Matrix Plus router, the command is broadcast to all the master Routing Engines of the LCCs connected to it in the routing matrix. Likewise, if you issue the same command on the backup Routing Engine of a TX Matrix or a TX Matrix Plus router, the command is broadcast to all backup Routing Engines of the LCCs that are connected to it in the routing matrix.



**NOTE:** The **show system virtual-memory** command with the **| display XML** pipe option now displays XML output for the command in the parent tags: `<vmstat-memstat-malloc>`, `<vmstat-memstat-zone>`, `<vmstat-sumstat>`, `<vmstat-intr>`, and `<vmstat-kernel-state>` with each child element as a separate XML tag. In Junos OS Releases 10.1 and earlier, the **| display XML** option for this command does not have an XML API element and the entire output is displayed in a single `<output>` tag element.

**Required Privilege Level** view

**Related Documentation**

- [Routing Matrix with a TX Matrix Plus Router Solutions Page](#)

**List of Sample Output**

- [show system virtual-memory on page 651](#)
- [show system virtual-memory scc \(TX Matrix Router\) on page 655](#)
- [show system virtual-memory sfc \(TX Matrix Plus Router\) on page 656](#)
- [show system virtual-memory | display xml on page 659](#)
- [show system virtual-memory \(QFX Series\) on page 682](#)

**Output Fields** [Table 20 on page 650](#) lists the output fields for the **show system virtual-memory** command. Output fields are listed in the approximate order in which they appear.

Table 20: show system virtual-memory Output Fields

Field Name	Field Description
<b>Memory statistics by bucket size</b>	
<b>Size</b>	Memory block size (bytes). The kernel memory allocator appropriates blocks of memory whose size is exactly a power of 2.
<b>In Use</b>	Number of memory blocks of this size that are in use (bytes).
<b>Free</b>	Number of memory blocks of this size that are free (bytes).
<b>Requests</b>	Number of memory allocation requests made.
<b>HighWater</b>	Maximum value the free list can have. Once the system starts reclaiming physical memory, it continues until the free list is increased to this value.
<b>Couldfree</b>	Total number of times that the free elements for a bucket size exceed the high-water mark for that bucket size.
<b>Memory usage type by bucket size</b>	
<b>Size</b>	Memory block size (bytes).
<b>Type(s)</b>	Kernel modules that are using these memory blocks. For a definition of each type, refer to a FreeBSD book.
<b>Memory statistics by type</b>	
<b>Type</b>	Kernel module that is using dynamic memory.
<b>InUse</b>	Number of memory blocks used by this type. The number is rounded up.
<b>MemUse</b>	Amount of memory in use, in kilobytes (KB).
<b>HighUse</b>	Maximum memory ever used by this type.
<b>Limit</b>	Maximum memory that can be allocated to this type.
<b>Requests</b>	Total number of dynamic memory allocation requests this type has made.
<b>Type Limit</b>	Number of times requests were blocked for reaching the maximum limit.
<b>Kern Limit</b>	Number of times requests were blocked for the kernel map.
<b>Size(s)</b>	Memory block sizes this type is using.
<b>Memory Totals</b>	
<b>In Use</b>	Total kernel dynamic memory in use (bytes, rounded up).
<b>Free</b>	Total kernel dynamic memory free (bytes, rounded up).

Table 20: show system virtual-memory Output Fields (*continued*)

Field Name	Field Description
<b>Requests</b>	Total number of memory allocation requests.
<b>ITEM</b>	Kernel module that is using memory.
<b>Size</b>	Memory block size (bytes).
<b>Limit</b>	Maximum memory that can be allocated to this type.
<b>Used</b>	Number of memory blocks used by this type. The number is rounded up.
<b>Free</b>	Number of memory blocks available to this type.
<b>Requests</b>	Total number of memory allocation requests this type has made.
<b>interrupt</b>	Timer events and scheduling interruptions.
<b>total</b>	Total number of interruptions for each type.
<b>rate</b>	Interruption rate.
<b>Total</b>	Total for all interruptions.

## Sample Output

### show system virtual-memory

```

user@host> show system virtual-memory
Memory statistics by bucket size
Size  In Use  Free  Requests  HighWater  Couldfree
16      906    118    154876    1280        0
32      455    313    209956    640         0
64     4412    260    75380     320        20
128    3200    32     19361     160        81
256    1510    10     8844      80         4
512     446     2     5085      40         0
1K       18     2     5901      20         0
2K     1128     2     4445      10       1368
4K       185     1       456       5         0
8K        5     1     2653       5         0
16K      181     0       233       5         0
32K        2     0     1848       5         0
64K       20     0        22       5         0
128K       5     0         5       5         0
256K        2     0         2       5         0
512K        1     0         1       5         0

Memory usage type by bucket size
Size  Type(s)
16  uc_devlist, nexusdev, iftable, temp, devbuf, atexit, COS, BPF,
    DEVFS mount, DEVFS node, vnodes, mount, pcb, soname, proc-args, kld,
    MD disk, rman, ATA generic, bus, sysctl, ippool, pfestat, ifstate,

```

```

pfe_ipc, mkey, rtable, ifmaddr, ipfw, rnode
32 atkbddev, dirrem, mkdir, diradd, freefile, freefrag, indirdep,
bmsafemap, newblk, temp, devbuf, COS, vnodes, cluster_save buffer,
pcb, soname, proc-args, sigio, kld, Gzip trees, taskqueue, SWAP,
eventhandler, bus, sysctl, uidinfo, subproc, pgrp, pfestat, itable32,
ifstate, pfe_ipc, mkey, rtable, ifmaddr, ipfw, rnode, rtnexthop
64 isadev, iftable, MFS node, allocindir, allocdirect, pagedep, temp,
devbuf, lockf, COS, NULLFS hash, DEVFS name, vnodes,
cluster_save buffer, vfscache, pcb, soname, proc-args, file,
AR driver, AD driver, Gzip trees, rman, eventhandler, bus, sysctl,
subproc, pfestat, pic, ifstate, pfe_ipc, mkey, ifaddr, rtable, ipfw
128 ZONE, freeblks, inodedep, temp, devbuf, zombie, COS, DEVFS node,
vnodes, mount, vfscache, pcb, soname, proc-args, ttys, dev_t,
timecounter, kld, Gzip trees, ISOFS node, bus, uidinfo, cred,
session, pic, itable16, ifstate, pfe_ipc, rtable, ifstat, metrics,
rtnexthop, iffamily
256 iflogical, iftable, MFS node, FFS node, newblk, temp, devbuf,
NFS daemon, vnodes, proc-args, kqueue, file desc, Gzip trees, bus,
subproc, itable16, ifstate, pfe_ipc, sysctl, rtnexthop
512 UFS mount, temp, devbuf, mount, BIO buffer, ptys, ttys, AR driver,
Gzip trees, ISOFS mount, msg, ioctlops, ATA generic, bus, proc,
pfestat, lr, ifstate, pfe_ipc, rtable, ipfw, ifstat, rtnexthop
1K iftable, temp, devbuf, NQ NFS Lease, kqueue, kld, AD driver,
Gzip trees, sem, MD disk, bus, ifstate, pfe_ipc, ipfw
2K uc_devlist, UFS mount, temp, devbuf, BIO buffer, pcb, AR driver,
Gzip trees, ioctlops, bus, ipfw, ifstat, rcache
4K memdesc, iftable, UFS mount, temp, devbuf, kld, Gzip trees, sem, msg
8K temp, devbuf, syncache, Gzip trees
16K indirdep, temp, devbuf, shm, msg
32K pagedep, kld, Gzip trees
64K VM pgdata, devbuf, MSDOSFS mount
128K UFS ihash, inodedep, NFS hash, kld, ISOFS mount
256K mbuf, vfscache
512K SWAP

```

Memory statistics by type					Type	Kern	
Type	InUse	MemUse	HighUse	Limit	Requests	Limit	Size(s)
isadev	13	1K	1K127753K	13	0	0	64
atkbddev	2	1K	1K127753K	2	0	0	32
uc_devlist	24	3K	3K127753K	24	0	0	16,2K
nexusdev	3	1K	1K127753K	3	0	0	16
memdesc	1	4K	4K127753K	1	0	0	4K
mbuf	1	152K	152K127753K	1	0	0	256K
iflogical	6	2K	2K127753K	6	0	0	256
iftable	17	9K	9K127753K	18	0	0	16,64,256,1K,4K
ZONE	15	2K	2K127753K	15	0	0	128
VM pgdata	1	64K	64K127753K	1	0	0	64K
UFS mount	12	26K	26K127753K	12	0	0	512,2K,4K
UFS ihash	1	128K	128K127753K	1	0	0	128K
MFS node	6	2K	3K127753K	35	0	0	64,256
FFS node	906	227K	227K127753K	1352	0	0	256
dirrem	0	0K	4K127753K	500	0	0	32
mkdir	0	0K	1K127753K	38	0	0	32
diradd	0	0K	6K127753K	521	0	0	32
freefile	0	0K	4K127753K	374	0	0	32
freeblks	0	0K	8K127753K	219	0	0	128
freefrag	0	0K	1K127753K	193	0	0	32
allocindir	0	0K	25K127753K	1518	0	0	64
indirdep	0	0K	17K127753K	76	0	0	32,16K
allocdirect	0	0K	10K127753K	760	0	0	64
bmsafemap	0	0K	1K127753K	72	0	0	32

newblk	1	1K	1K127753K	2279	0	0	32,256
inodedep	1	128K	175K127753K	2367	0	0	128,128K
pagedep	1	32K	33K127753K	47	0	0	64,32K
temp	1239	92K	96K127753K	8364	0	0	16,32,64K
devbuf	1413	5527K	5527K127753K	1535	0	0	16,32,64,128,256
lockf	38	3K	3K127753K	2906	0	0	64
atexit	1	1K	1K127753K	1	0	0	16
zombie	0	0K	2K127753K	3850	0	0	128
NFS hash	1	128K	128K127753K	1	0	0	128K
NQNFS Lease	1	1K	1K127753K	1	0	0	1K
NFS daemon	1	1K	1K127753K	1	0	0	256
syncache	1	8K	8K127753K	1	0	0	8K
COS	353	44K	44K127753K	353	0	0	16,32,64,128
BPF	189	3K	3K127753K	189	0	0	16
MSDOSFS mount	1	64K	64K127753K	1	0	0	64K
NULLFS hash	1	1K	1K127753K	1	0	0	64
DEVFS mount	2	1K	1K127753K	2	0	0	16
DEVFS name	487	31K	31K127753K	487	0	0	64
DEVFS node	471	58K	58K127753K	479	0	0	16,128
vnodes	28	7K	7K127753K	429	0	0	16,32,64,128,256
mount	15	8K	8K127753K	18	0	0	16,128,512
cluster_save buffer	0	0K	1K127753K	55	0	0	32,64
vfscache	1898	376K	376K127753K	3228	0	0	64,128,256K
BIO buffer	49	98K	398K127753K	495	0	0	512,2K
pcb	159	16K	17K127753K	399	0	0	16,32,64,128,2K
soname	82	10K	10K127753K	42847	0	0	16,32,64,128
proc-args	57	2K	3K127753K	2105	0	0	16,32,64,128,256
ptys	32	16K	16K127753K	32	0	0	512
ttys	254	33K	33K127753K	522	0	0	128,512
kqueue	5	3K	4K127753K	23	0	0	256,1K
sigio	1	1K	1K127753K	27	0	0	32
file	383	24K	24K127753K	16060	0	0	64
file desc	76	19K	20K127753K	3968	0	0	256
shm	1	12K	12K127753K	1	0	0	16K
dev_t	286	36K	36K127753K	286	0	0	128
timecounter	10	2K	2K127753K	10	0	0	128
kld	11	117K	122K127753K	34	0	0	16,32,128,1K,4K
AR driver	1	1K	3K127753K	5	0	0	64,512,2K
AD driver	2	2K	3K127753K	2755	0	0	64,1K
Gzip trees	0	0K	46K127753K	133848	0	0	32,64,128,256
ISOFS node	1136	142K	142K127753K	1189	0	0	128
ISOFS mount	9	132K	132K127753K	10	0	0	512,128K
sem	3	6K	6K127753K	3	0	0	1K,4K
MD disk	2	2K	2K127753K	2	0	0	16,1K
msg	4	25K	25K127753K	4	0	0	512,4K,16K
rman	59	4K	4K127753K	461	0	0	16,64
ioctlops	0	0K	2K127753K	992	0	0	512,2K
taskqueue	2	1K	1K127753K	2	0	0	32
SWAP	2	413K	413K127753K	2	0	0	32,512K
ATA generic	6	3K	3K127753K	6	0	0	16,512
eventhandler	17	1K	1K127753K	17	0	0	32,64
bus	340	30K	31K127753K	794	0	0	16,32,64,128,256
sysctl	0	0K	1K127753K	130262	0	0	16,32,64
uidinfo	4	1K	1K127753K	10	0	0	32,128
cred	22	3K	3K127753K	3450	0	0	128
subproc	156	10K	10K127753K	7882	0	0	32,64,256
proc	2	1K	1K127753K	2	0	0	512
session	12	2K	2K127753K	34	0	0	128
pgrp	16	1K	1K127753K	45	0	0	32
ippool	1	1K	1K127753K	1	0	0	16
pfestat	0	0K	1K127753K	47349	0	0	16,32,64,512

pic	5	1K	1K127753K	5	0	0	64,128
lr	1	1K	1K127753K	1	0	0	512
itable32	110	4K	4K127753K	110	0	0	32
itable16	161	26K	26K127753K	161	0	0	128,256
ifstate	694	159K	160K127753K	1735	0	0	16,32,64,128,1K
pfe_ipc	0	0K	1K127753K	56218	0	0	16,32,64,128,1K
mkey	250	4K	4K127753K	824	0	0	16,32,64
ifaddr	9	1K	1K127753K	9	0	0	64
sysctl	0	0K	1K127753K	30	0	0	256
rtable	49	6K	6K127753K	307	0	0	16,32,64,128,512
ifmaddr	22	1K	1K127753K	22	0	0	16,32
ipfw	23	10K	10K127753K	48	0	0	16,32,64,512,2K
ifstat	698	805K	805K127753K	698	0	0	128,512,2K
rcache	4	8K	8K127753K	4	0	0	2K
rnode	27	1K	1K127753K	285	0	0	16,32
metrics	1	1K	1K127753K	3	0	0	128
rtnexthop	57	9K	9K127753K	312	0	0	32,128,256,512
iffamily	12	2K	2K127753K	12	0	0	128

Memory Totals:	In Use	Free	Requests
	9311K	54K	489068

ITEM	SIZE	LIMIT	USED	FREE	REQUESTS
PIPE:	192,	0,	4,	81,	4422
SWAPMETA:	160,	95814,	0,	0,	0
unpcb:	160,	0,	114,	36,	279
ripcb:	192,	25330,	5,	37,	5
syncache:	128,	15359,	0,	64,	5
tcpcb:	576,	25330,	23,	12,	32
udpcb:	192,	25330,	14,	28,	255
socket:	256,	25330,	246,	26,	819
KNOTE:	96,	0,	27,	57,	71
NFSNODE:	352,	0,	0,	0,	0
NFSMOUNT:	544,	0,	0,	0,	0
VNODE:	224,	0,	2778,	43,	2778
NAMEI:	1024,	0,	0,	8,	40725
VMSPACE:	192,	0,	57,	71,	3906
PROC:	448,	0,	73,	17,	3923
DP fakepg:	64,	0,	0,	0,	0
PV ENTRY:	28,	499566,	44530,	152053,	1525141
MAP ENTRY:	48,	0,	1439,	134,	351075
KMAP ENTRY:	48,	35645,	179,	119,	10904
MAP:	108,	0,	7,	3,	7
VM OBJECT:	92,	0,	2575,	109,	66912

```

792644 cpu context switches
9863474 device interrupts
286510 software interrupts
390851 traps
3596829 system calls
  16 kernel threads created
 3880 fork() calls
   27 vfork() calls
    0 rfork() calls
    0 swap pager pageins
    0 swap pager pages paged in
    0 swap pager pageouts
    0 swap pager pages paged out
 380 vnode pager pageins
 395 vnode pager pages paged in
 122 vnode pager pageouts

```



```

1476 vnode pager pages paged out
    0 page daemon wakeups
    0 pages examined by the page daemon
101 pages reactivated
161722 copy-on-write faults
    0 copy-on-write optimized faults
84623 zero fill pages zeroed
83063 zero fill pages prezeroed
    7 intransit blocking page faults
535606 total VM faults taken
    0 pages affected by kernel thread creation
238254 pages affected by fork()
    2535 pages affected by vfork()
    0 pages affected by rfork()
283379 pages freed
    0 pages freed by daemon
190091 pages freed by exiting processes
17458 pages active
29166 pages inactive
    0 pages in VM cache
10395 pages wired down
134610 pages free
    4096 bytes per page
183419 total name lookups
    cache hits (90% pos + 7% neg) system 0% per-directory
    deletions 0%, falsehits 0%, toolong 0%

interrupt          total          rate
ata0 irq14         113338           3
mux irq7           727643          21
fxp1 irq10        1178671          34
sio0 irq4           833             0
clk irq0          3439769          99
rtc irq8          4403221         127
Total             9863475         286

Kernel direct memory map:
    4423 pages used
    4057340 pages maximum

```

*Note:* Kernel direct memory map only displays for 64 bit platform.

### show system virtual-memory scc (TX Matrix Router)

```
user@host> show system virtual-memory scc
```

Memory statistics by bucket size

Size	In Use	Free	Requests	HighWater	Couldfree
16	898	126	749493	1280	0
32	2018	1310	980643	640	632
64	3490	13342	935420	320	5365
...					

Memory usage type by bucket size

Size	Type(s)
16	uc_devlist, COS, BPF, DEVFS mount, DEVFS node, vnodes, mount, pcb, soname, rman, bus, sysctl, ifstate, pfe_ipc, mkey, socket, rtable, ifmaddr, ipfw, rnode, iftable, temp, devbuf, atexit, proc-args, kld, MD disk
32	atkbddev, Gzip trees, dirrem, mkdir, diradd, freefile, freefrag, indirdep, bmsafemap, newblk, tseg_qent, COS, vnodes,

...

```

Memory statistics by type
      Type InUse MemUse HighUse Limit Requests Limit Limit Size(s)
      isadev 12 1K 1K166400K 12 0 0 64
      atkbddev 2 1K 1K166400K 2 0 0 32
      uc_devlist 24 3K 3K166400K 24 0 0 16,2K
      ....

Memory Totals: In Use Free Requests
                6091K 1554K 2897122

```

### show system virtual-memory sfc (TX Matrix Plus Router)

```

user@host> show system virtual-memory sfc 0
sfc0-re0:

```

```

-----
      Type InUse MemUse HighUse Requests Size(s)
CAM dev queue 1 1K - 1 64
  entropy 1024 64K - 1024 64
    linker 487 6272K - 1163 16,32,64,4096,32768,131072
      USB 127 10K - 127 16,32,64,128,256,1024,2048
    lockf 46 3K - 98418 64
    USBdev 10 2K - 34 16,128,2048,16384
ifstateSLLNode 0 0K - 1096 16
  devbuf 21243 15683K - 21810
16,32,64,128,256,512,1024,2048,4096,8192,16384,32768,65536,131072
  temp 1283 151K - 2483472
16,32,64,128,256,512,1024,2048,4096,8192,16384,32768,65536,131072
  ip6ndp 0 0K - 4 64
  in6ifmulti 1 1K - 1 64
  in6greentry 1 1K - 1 64
  iflogical 20 5K - 29 2048
  iffamilly 45 6K - 69 32,1024,2048
  rtnexthop 266 46K - 608013 32,256,512,1024,2048,4096
  metrics 31 4K - 54 256
  rnode 212 4K - 607848 16,32
  rcache 4 8K - 4 65536
  iflist 0 0K - 6 16,64
  ifdevice 11 8K - 17 16,32768
  ifstat 424 472K - 427 512,16384,65536
  ipfw 42 23K - 145
16,32,64,128,256,512,1024,16384,32768,65536,131072
  ifmaddr 415 11K - 415 16,32
  rtable 329 28K - 608066 16,32,64,128,1024,16384
  sysctl 0 0K - 887976 16,32,64,4096,16384,32768
  ifaddr 64 5K - 70 32,64,128
  mkey 331 6K - 12528 16,128
  pfe_ipc 0 0K - 7299115
16,32,64,128,256,512,1024,2048,4096,8192,16384,32768,65536,131072
  ifstate 1245054 70088K - 3040437
16,32,64,128,256,512,1024,2048,4096,8192,16384,32768
  idxbucket 1 1K - 1 16
  itable16 5069 1250K - 5103 1024,4096
  itable32 157 10K - 157 64
  itable64 2 1K - 2 128
  lr 1 1K - 4 16384
  pic 37 6K - 37 64,16384
  pfestat 0 0K - 6220 32,64,128,256,131072
  gencfg 1486 424K - 2614 16,32,64,256,512,16384,32768,65536

```

```

        jsr      2      1K      -      22  16
        idl      1      4K      -      165
32, 64, 128, 256, 512, 1024, 2048, 8192, 16384, 32768, 65536, 131072
        rtmsg    0      0K      -      16  131072
        module   250    16K      -      250  64, 128
        mtx_pool  1      8K      -      1   64, 128
        DEVFS3   113    13K      -      114  256
        DEVFS1   106    24K      -      106  2048
        pgrp     15     1K      -      8600 64
        session  11     2K      -      2829 512
        proc      2     1K      -      2   16384
        subproc   296    572K     -      24689 2048, 131072
        cred      38     5K      -      619244 256
        plimit    18     4K      -      21311 2048
        uidinfo   3      1K      -      10   32, 512
        sysctluid 2701    82K     -      2701 16, 32, 64
        sysctltmp  0      0K      -      15572 16, 32, 64, 1024
        umtx     171    11K      -      171   64
        SWAP      2    277K     -      2     64
        bus      779    125K     -      3072 16, 32, 64, 128, 32768
        bus-sc    67     62K     -      1477
16, 32, 64, 512, 1024, 2048, 8192, 16384, 65536, 131072
        devstat   8     17K     -      8   16, 131072
        eventhandler 46    2K     -      47   32, 128
        kobj      93    186K     -      111  65536
        DEVFS      8     1K      -      9   16, 64
        rman     106     7K      -      490 16, 32, 64
        sbuf       0      0K      -      28234 16, 32, 32768, 131072
...
lcc0-re0:

```

```

-----
      Type InUse MemUse HighUse Requests Size(s)
CAM dev queue    1     1K      -      1     64
      entropy  1024    64K      -     1024    64
      linker   487   6272K     -     1163 16, 32, 64, 4096, 32768, 131072
      USB     127    10K      -      127 16, 32, 64, 128, 256, 1024, 2048
      lockf    23     2K      -    169585    64
      USBdev   10     2K      -       34 16, 128, 2048, 16384
      devbuf   5128  10760K     -     5310
16, 32, 64, 128, 256, 512, 1024, 2048, 4096, 8192, 16384, 32768, 65536, 131072
      temp    1285    151K     -     10770
16, 32, 64, 128, 256, 512, 2048, 4096, 8192, 16384, 32768, 65536, 131072
      ip6ndp    0      0K      -        4     64
      iflogical 20     5K      -       29   2048
      iffamilly 45     6K      -       69 32, 1024, 2048
      rtnexthop 189    29K      -    1211988 32, 256, 512, 1024, 2048, 4096
      metrics   11     2K      -       16    256
      rnode     135    3K      -    606391 16, 32
      rcache     4     8K      -        4  65536
      iflist     0      0K      -        6  16, 64
      ifdevice   11     8K      -       17 16, 32768
      ifstat    412   471K     -      415 512, 16384, 65536
      ipfw      42    23K      -        91
16, 32, 64, 128, 256, 512, 1024, 16384, 32768, 65536, 131072
      ifmaddr   415    11K     -       415 16, 32
      rtable    225    20K     -    606584 16, 32, 64, 128, 1024, 16384
      sysctl     0      0K      -    2302479 16, 32, 64
      ifaddr    53     4K      -        69 32, 64, 128
      mkey     133     3K      -     8974 16, 128
      pfe_ipc    0      0K      -    19035108
16, 32, 64, 128, 512, 1024, 2048, 8192, 16384, 32768, 65536, 131072

```

ifstate	710270	42176K	-	9583703	
16,32,64,128,256,512,1024,2048,8192,16384,32768					
idxbucket	1	1K	-	1	16
itable16	5045	1245K	-	1825178	1024,4096
itable32	157	10K	-	157	64
itable64	2	1K	-	2	128
lrr	1	1K	-	4	16384
pic	37	6K	-	37	64,16384
pfestat	0	0K	-	1682	32,64,128,256,131072
gencfg	1486	424K	-	2812	16,32,64,256,512,16384,32768,65536
jsr	0	0K	-	22	16
idl	0	0K	-	4	32768,131072
rtmsg	0	0K	-	3	131072
module	250	16K	-	250	64,128
mtx_pool	1	8K	-	1	64,128
DEVFS3	108	12K	-	109	256
DEVFS1	101	23K	-	101	2048
pgrp	5	1K	-	917	64
session	5	1K	-	917	512
proc	2	1K	-	2	16384
subproc	217	441K	-	4867	2048,131072
cred	21	3K	-	48719	256
plimit	9	2K	-	5255	2048
uidinfo	2	1K	-	2	32,512
sysctluid	2786	85K	-	2786	16,32,64
sysctltmp	0	0K	-	1833	16,32,64,1024
umtx	126	8K	-	126	64
SWAP	2	277K	-	2	64
bus	780	125K	-	2734	16,32,64,128,32768
bus-sc	69	69K	-	1194	
16,32,64,512,1024,2048,8192,16384,65536,131072					
devstat	8	17K	-	8	16,131072
eventhandler	45	2K	-	46	32,128
kobj	93	186K	-	111	65536
DEVFS	8	1K	-	9	16,64
rman	94	6K	-	477	16,32,64
sbuf	0	0K	-	532	16,32,32768,131072
NULLFS hash	1	1K	-	1	64
taskqueue	5	1K	-	5	64
turnstiles	127	8K	-	127	64
Unitno	6	1K	-	44	16,64
ioctlops	0	0K	-	1771718	16,32,64,128,8192,16384,65536,131072
iov	0	0K	-	79425	16,64,128,256,512,1024,2048,131072
msg	4	25K	-	4	32768,131072
sem	4	7K	-	4	16384,32768,131072
shm	2	13K	-	4	32768
ttys	93	16K	-	195	512,32768
soname	31	3K	-	389284	16,32,64,256
pcb	101	16K	-	4374	
16,32,64,128,1024,2048,4096,16384,65536					
BIO buffer	40	80K	-	750	65536
vfscache	1	512K	-	1	65536
cluster_save buffer	0	OK	-	55	32,64
VFS hash	1	256K	-	1	32,64
vnodes	1	1K	-	1	512
mount	266	21K	-	481	16,32,64,128,256,4096,32768
vnodemarker	0	0K	-	2497	16384
pfs_nodes	25	3K	-	25	128
pfs_vncache	144	5K	-	386	32
STP	1	1K	-	1	64

```

        GEOM      173      15K      -      1068
16,32,64,128,256,512,2048,16384,32768,131072
        syncache   1       8K      -       1
16,32,64,128,256,512,2048,16384,32768,131072
        tlv_stat    0       0K      -      223
16,32,64,128,256,512,2048,16384,32768,131072
        NFS daemon  1       8K      -       1
16,32,64,128,256,512,2048,16384,32768,131072
        p1003.1b    1       1K      -       1  16
        MD disk     9      18K      -       9 65536
        ata_generic  2       2K      -      25 16,16384,32768
        ISOFS mount  7       1K      -      13 512
        ISOFS node 1439    135K     -    1453 128
        CAM SIM      1       1K      -       1 64
        CAM XPT      6       1K      -       9 16,64,16384
        CAM periph   1       1K      -       1 128
        ad_driver    2       1K      -       2 256
        pagedep      1      64K      -     105 64
        inodedep     1     256K     -     552 256
        newblk       1       1K      -     327 64,4096
        bmsafemap    0       0K      -      19 64
        allocdirect  0       0K      -     326 128
        freefrag     0       0K      -      31 32
        freeblks     0       0K      -     103 2048
        freefile     0       0K      -     175 32
        diradd       0       0K      -     590 64
        mkdir        0       0K      -     166 32
        dirrem       0       0K      -     382 32
        savedino     0       0K      -     283 512
        UFS mount    15     36K      -      15 2048,65536,131072
        ata_dma      6       1K      -       6 256
        UMAHash      1       4K      -       5 4096,16384,32768,65536,131072
        cdev         26      3K      -      26 256
        file desc    111    25K      -    5199 16,1024,2048,16384
        VM pgdata    2     65K      -       2 64
        sigio        1       1K      -      27 32
        kenv         30      5K      -      33 16,32,64,131072
        atkbddev     2       1K      -       2 32
        kqueue       0       0K      -      88 1024,4096,32768
        proc-args    28      2K      -    3970 32,64,128,256,512,1024
        isadev       23      2K      -      23 64
        zombie       1       1K      -    4651 128
        ithread      92      7K      -      92 16,64,256
        legacydrv    3       1K      -       3 16
        memdesc      1       4K      -       1 131072
        nexusdev     2       1K      -       2 16
        CAM queue    3       1K      -       3 16
        KTRACE       100    10K      -     100 128
        kbdmux       5       9K      -       5 128,2048,65536,131072
ITEM      SIZE      LIMIT      USED      FREE  REQUESTS
UMA Kegs:  136,      0,      71,      1,      71
...
```

### show system virtual-memory | display xml

```

user@host> show system virtual-memory | display xml
<rpc-reply xmlns:junos="http://xml.device1.example.com/junos/10.2R1/junos">
  <system-virtual-memory-information>
    <vmstat-memstat-malloc>
      <memstat-name>CAM dev queue</memstat-name>
      <inuse>1</inuse>
    
```

```
<memuse>1</memuse>
<high-use>--</high-use>
<memstat-req>1</memstat-req>
<memstat-size>64</memstat-size>
<memstat-name>entropy</memstat-name>
<inuse>1024</inuse>
<memuse>64</memuse>
<high-use>--</high-use>
<memstat-req>1024</memstat-req>
<memstat-size>64</memstat-size>
<memstat-name>linker</memstat-name>
<inuse>481</inuse>
<memuse>1871</memuse>
<high-use>--</high-use>
<memstat-req>1145</memstat-req>
<memstat-size>16,32,64,4096,32768,131072</memstat-size>
<memstat-name>lockf</memstat-name>
<inuse>56</inuse>
<memuse>4</memuse>
<high-use>--</high-use>
<memstat-req>5998</memstat-req>
<memstat-size>64</memstat-size>
<memstat-name>devbuf</memstat-name>
<inuse>2094</inuse>
<memuse>3877</memuse>
<high-use>--</high-use>
<memstat-req>2099</memstat-req>

<memstat-size>16,32,64,128,512,1024,4096,8192,16384,32768,65536,131072</memstat-size>

<memstat-name>temp</memstat-name>
<inuse>21</inuse>
<memuse>66</memuse>
<high-use>--</high-use>
<memstat-req>3127</memstat-req>

<memstat-size>16,32,64,128,256,512,2048,4096,8192,16384,32768,65536,131072</memstat-size>

<memstat-name>ip6ndp</memstat-name>
<inuse>0</inuse>
<memuse>0</memuse>
<high-use>--</high-use>
<memstat-req>4</memstat-req>
<memstat-size>64</memstat-size>
<memstat-name>in6ifmulti</memstat-name>
<inuse>1</inuse>
<memuse>1</memuse>
<high-use>--</high-use>
<memstat-req>1</memstat-req>
<memstat-size>64</memstat-size>
<memstat-name>in6grentry</memstat-name>
<inuse>1</inuse>
<memuse>1</memuse>
<high-use>--</high-use>
<memstat-req>1</memstat-req>
<memstat-size>64</memstat-size>
<memstat-name>iflogical</memstat-name>
<inuse>13</inuse>
<memuse>3</memuse>
<high-use>--</high-use>
<memstat-req>13</memstat-req>
```

```

<memstat-size>64,2048</memstat-size>
<memstat-name>iffamily</memstat-name>
<inuse>28</inuse>
<memuse>4</memuse>
<high-use>--</high-use>
<memstat-req>28</memstat-req>
<memstat-size>32,1024,2048</memstat-size>
<memstat-name>rtnexthop</memstat-name>
<inuse>127</inuse>
<memuse>18</memuse>
<high-use>--</high-use>
<memstat-req>129</memstat-req>
<memstat-size>32,256,512,1024,2048,4096</memstat-size>
<memstat-name>metrics</memstat-name>
<inuse>3</inuse>
<memuse>1</memuse>
<high-use>--</high-use>
<memstat-req>5</memstat-req>
<memstat-size>256</memstat-size>
<memstat-name>inifmulti</memstat-name>
<inuse>3</inuse>
<memuse>1</memuse>
<high-use>--</high-use>
<memstat-req>3</memstat-req>
<memstat-size>64</memstat-size>
<memstat-name>ingrentry</memstat-name>
<inuse>6</inuse>
<memuse>1</memuse>
<high-use>--</high-use>
<memstat-req>6</memstat-req>
<memstat-size>64</memstat-size>
<memstat-name>rnode</memstat-name>
<inuse>68</inuse>
<memuse>2</memuse>
<high-use>--</high-use>
<memstat-req>76</memstat-req>
<memstat-size>16,32</memstat-size>
<memstat-name>rcache</memstat-name>
<inuse>4</inuse>
<memuse>8</memuse>
<high-use>--</high-use>
<memstat-req>4</memstat-req>
<memstat-size>65536</memstat-size>
<memstat-name>ifdevice</memstat-name>
<inuse>4</inuse>
<memuse>1</memuse>
<high-use>--</high-use>
<memstat-req>4</memstat-req>
<memstat-size>16</memstat-size>
<memstat-name>ifstat</memstat-name>
<inuse>40</inuse>
<memuse>22</memuse>
<high-use>--</high-use>
<memstat-req>40</memstat-req>
<memstat-size>512,16384,32768</memstat-size>
<memstat-name>ipfw</memstat-name>
<inuse>42</inuse>
<memuse>23</memuse>
<high-use>--</high-use>
<memstat-req>91</memstat-req>

```

```
<memstat-size>16,32,64,128,256,512,1024,16384,32768,65536,131072</memstat-size>
  <memstat-name>ifmaddr</memstat-name>
  <inuse>103</inuse>
  <memuse>3</memuse>
  <high-use>--</high-use>
  <memstat-req>103</memstat-req>
  <memstat-size>16,32</memstat-size>
  <memstat-name>rtable</memstat-name>
  <inuse>129</inuse>
  <memuse>14</memuse>
  <high-use>--</high-use>
  <memstat-req>139</memstat-req>
  <memstat-size>16,32,64,128,1024,16384</memstat-size>
  <memstat-name>sysctl</memstat-name>
  <inuse>0</inuse>
  <memuse>0</memuse>
  <high-use>--</high-use>
  <memstat-req>14847</memstat-req>
  <memstat-size>16,32,64,4096,16384,32768</memstat-size>
  <memstat-name>ifaddr</memstat-name>
  <inuse>29</inuse>
  <memuse>3</memuse>
  <high-use>--</high-use>
  <memstat-req>29</memstat-req>
  <memstat-size>64,128</memstat-size>
  <memstat-name>mkey</memstat-name>
  <inuse>345</inuse>
  <memuse>6</memuse>
  <high-use>--</high-use>
  <memstat-req>2527</memstat-req>
  <memstat-size>16,128</memstat-size>
  <memstat-name>pfe_ipc</memstat-name>
  <inuse>0</inuse>
  <memuse>0</memuse>
  <high-use>--</high-use>
  <memstat-req>1422</memstat-req>

<memstat-size>16,32,64,128,512,1024,2048,8192,16384,32768,65536,131072</memstat-size>

  <memstat-name>ifstate</memstat-name>
  <inuse>594</inuse>
  <memuse>51</memuse>
  <high-use>--</high-use>
  <memstat-req>655</memstat-req>

<memstat-size>16,32,64,128,256,1024,2048,4096,16384,32768</memstat-size>
  <memstat-name>itable16</memstat-name>
  <inuse>276</inuse>
  <memuse>52</memuse>
  <high-use>--</high-use>
  <memstat-req>294</memstat-req>
  <memstat-size>1024,4096</memstat-size>
  <memstat-name>itable32</memstat-name>
  <inuse>160</inuse>
  <memuse>10</memuse>
  <high-use>--</high-use>
  <memstat-req>160</memstat-req>
  <memstat-size>64</memstat-size>
  <memstat-name>itable64</memstat-name>
  <inuse>2</inuse>
  <memuse>1</memuse>
```



```

<high-use>--</high-use>
<memstat-req>2</memstat-req>
<memstat-size>128</memstat-size>
<memstat-name>lr</memstat-name>
<inuse>1</inuse>
<memuse>1</memuse>
<high-use>--</high-use>
<memstat-req>1</memstat-req>
<memstat-size>16384</memstat-size>
<memstat-name>pic</memstat-name>
<inuse>5</inuse>
<memuse>1</memuse>
<high-use>--</high-use>
<memstat-req>5</memstat-req>
<memstat-size>64,512</memstat-size>
<memstat-name>pfestat</memstat-name>
<inuse>0</inuse>
<memuse>0</memuse>
<high-use>--</high-use>
<memstat-req>162</memstat-req>
<memstat-size>16,32,128,256,16384</memstat-size>
<memstat-name>gencfg</memstat-name>
<inuse>224</inuse>
<memuse>56</memuse>
<high-use>--</high-use>
<memstat-req>540</memstat-req>
<memstat-size>16,32,64,256,512,32768,65536</memstat-size>
<memstat-name>jsr</memstat-name>
<inuse>2</inuse>
<memuse>1</memuse>
<high-use>--</high-use>
<memstat-req>4</memstat-req>
<memstat-size>16</memstat-size>
<memstat-name>idl</memstat-name>
<inuse>0</inuse>
<memuse>0</memuse>
<high-use>--</high-use>
<memstat-req>13</memstat-req>
<memstat-size>16,32,64,128,256,4096,16384,32768,131072</memstat-size>

<memstat-name>rtsmsg</memstat-name>
<inuse>0</inuse>
<memuse>0</memuse>
<high-use>--</high-use>
<memstat-req>2</memstat-req>
<memstat-size>131072</memstat-size>
<memstat-name>module</memstat-name>
<inuse>249</inuse>
<memuse>16</memuse>
<high-use>--</high-use>
<memstat-req>249</memstat-req>
<memstat-size>64,128</memstat-size>
<memstat-name>mtx_pool</memstat-name>
<inuse>1</inuse>
<memuse>8</memuse>
<high-use>--</high-use>
<memstat-req>1</memstat-req>
<memstat-size>64,128</memstat-size>
<memstat-name>DEVFS3</memstat-name>
<inuse>109</inuse>
<memuse>12</memuse>

```

```
<high-use>--</high-use>
<memstat-req>117</memstat-req>
<memstat-size>256</memstat-size>
<memstat-name>DEVFS1</memstat-name>
<inuse>102</inuse>
<memuse>23</memuse>
<high-use>--</high-use>
<memstat-req>109</memstat-req>
<memstat-size>2048</memstat-size>
<memstat-name>pgrp</memstat-name>
<inuse>12</inuse>
<memuse>1</memuse>
<high-use>--</high-use>
<memstat-req>21</memstat-req>
<memstat-size>64</memstat-size>
<memstat-name>session</memstat-name>
<inuse>8</inuse>
<memuse>1</memuse>
<high-use>--</high-use>
<memstat-req>15</memstat-req>
<memstat-size>512</memstat-size>
<memstat-name>proc</memstat-name>
<inuse>2</inuse>
<memuse>1</memuse>
<high-use>--</high-use>
<memstat-req>2</memstat-req>
<memstat-size>16384</memstat-size>
<memstat-name>subproc</memstat-name>
<inuse>244</inuse>
<memuse>496</memuse>
<high-use>--</high-use>
<memstat-req>1522</memstat-req>
<memstat-size>2048,131072</memstat-size>
<memstat-name>cred</memstat-name>
<inuse>30</inuse>
<memuse>4</memuse>
<high-use>--</high-use>
<memstat-req>11409</memstat-req>
<memstat-size>256</memstat-size>
<memstat-name>plimit</memstat-name>
<inuse>17</inuse>
<memuse>4</memuse>
<high-use>--</high-use>
<memstat-req>133</memstat-req>
<memstat-size>2048</memstat-size>
<memstat-name>uidinfo</memstat-name>
<inuse>3</inuse>
<memuse>1</memuse>
<high-use>--</high-use>
<memstat-req>6</memstat-req>
<memstat-size>32,512</memstat-size>
<memstat-name>sysctlpid</memstat-name>
<inuse>1117</inuse>
<memuse>34</memuse>
<high-use>--</high-use>
<memstat-req>1117</memstat-req>
<memstat-size>16,32,64</memstat-size>
<memstat-name>sysctltmp</memstat-name>
<inuse>0</inuse>
<memuse>0</memuse>
<high-use>--</high-use>
```

```

<memstat-req>743</memstat-req>
<memstat-size>16,32,64,1024</memstat-size>
<memstat-name>umtx</memstat-name>
<inuse>144</inuse>
<memuse>9</memuse>
<high-use>--</high-use>
<memstat-req>144</memstat-req>
<memstat-size>64</memstat-size>
<memstat-name>SWAP</memstat-name>
<inuse>2</inuse>
<memuse>209</memuse>
<high-use>--</high-use>
<memstat-req>2</memstat-req>
<memstat-size>64</memstat-size>
<memstat-name>bus</memstat-name>
<inuse>496</inuse>
<memuse>55</memuse>
<high-use>--</high-use>
<memstat-req>1196</memstat-req>
<memstat-size>16,32,64,128,32768</memstat-size>
<memstat-name>bus-sc</memstat-name>
<inuse>23</inuse>
<memuse>33</memuse>
<high-use>--</high-use>
<memstat-req>335</memstat-req>

<memstat-size>16,32,64,512,1024,2048,8192,16384,65536,131072</memstat-size>
<memstat-name>devstat</memstat-name>
<inuse>10</inuse>
<memuse>21</memuse>
<high-use>--</high-use>
<memstat-req>10</memstat-req>
<memstat-size>16,131072</memstat-size>
<memstat-name>eventhandler</memstat-name>
<inuse>35</inuse>
<memuse>2</memuse>
<high-use>--</high-use>
<memstat-req>36</memstat-req>
<memstat-size>32,128</memstat-size>
<memstat-name>kobj</memstat-name>
<inuse>93</inuse>
<memuse>186</memuse>
<high-use>--</high-use>
<memstat-req>111</memstat-req>
<memstat-size>65536</memstat-size>
<memstat-name>DEVFS</memstat-name>
<inuse>8</inuse>
<memuse>1</memuse>
<high-use>--</high-use>
<memstat-req>9</memstat-req>
<memstat-size>16,64</memstat-size>
<memstat-name>rman</memstat-name>
<inuse>71</inuse>
<memuse>5</memuse>
<high-use>--</high-use>
<memstat-req>433</memstat-req>
<memstat-size>16,32,64</memstat-size>
<memstat-name>sbuf</memstat-name>
<inuse>0</inuse>
<memuse>0</memuse>
<high-use>--</high-use>

```

```
<memstat-req>522</memstat-req>
<memstat-size>16,32,32768,131072</memstat-size>
<memstat-name>NULLFS hash</memstat-name>
<inuse>1</inuse>
<memuse>1</memuse>
<high-use>--</high-use>
<memstat-req>1</memstat-req>
<memstat-size>64</memstat-size>
<memstat-name>taskqueue</memstat-name>
<inuse>5</inuse>
<memuse>1</memuse>
<high-use>--</high-use>
<memstat-req>5</memstat-req>
<memstat-size>64</memstat-size>
<memstat-name>turnstile</memstat-name>
<inuse>145</inuse>
<memuse>10</memuse>
<high-use>--</high-use>
<memstat-req>145</memstat-req>
<memstat-size>64</memstat-size>
<memstat-name>Unitno</memstat-name>
<inuse>8</inuse>
<memuse>1</memuse>
<high-use>--</high-use>
<memstat-req>44</memstat-req>
<memstat-size>16,64</memstat-size>
<memstat-name>iocltops</memstat-name>
<inuse>0</inuse>
<memuse>0</memuse>
<high-use>--</high-use>
<memstat-req>27622</memstat-req>
<memstat-size>16,64,8192,16384,131072</memstat-size>
<memstat-name>iov</memstat-name>
<inuse>0</inuse>
<memuse>0</memuse>
<high-use>--</high-use>
<memstat-req>18578</memstat-req>
<memstat-size>16,64,128,256,512,1024,2048,131072</memstat-size>
<memstat-name>msg</memstat-name>
<inuse>4</inuse>
<memuse>25</memuse>
<high-use>--</high-use>
<memstat-req>4</memstat-req>
<memstat-size>32768,131072</memstat-size>
<memstat-name>sem</memstat-name>
<inuse>4</inuse>
<memuse>7</memuse>
<high-use>--</high-use>
<memstat-req>4</memstat-req>
<memstat-size>16384,32768,131072</memstat-size>
<memstat-name>shm</memstat-name>
<inuse>9</inuse>
<memuse>20</memuse>
<high-use>--</high-use>
<memstat-req>14</memstat-req>
<memstat-size>32768</memstat-size>
<memstat-name>ttys</memstat-name>
<inuse>321</inuse>
<memuse>61</memuse>
<high-use>--</high-use>
<memstat-req>528</memstat-req>
```

```

<memstat-size>512,32768</memstat-size>
<memstat-name>ptys</memstat-name>
<inuse>1</inuse>
<memuse>1</memuse>
<high-use>--</high-use>
<memstat-req>1</memstat-req>
<memstat-size>128</memstat-size>
<memstat-name>mbuf_tag</memstat-name>
<inuse>0</inuse>
<memuse>0</memuse>
<high-use>--</high-use>
<memstat-req>23383</memstat-req>
<memstat-size>16</memstat-size>
<memstat-name>soname</memstat-name>
<inuse>115</inuse>
<memuse>12</memuse>
<high-use>--</high-use>
<memstat-req>24712</memstat-req>
<memstat-size>16,32,64,256</memstat-size>
<memstat-name>pcb</memstat-name>
<inuse>216</inuse>
<memuse>33</memuse>
<high-use>--</high-use>
<memstat-req>484</memstat-req>

<memstat-size>16,32,64,128,1024,2048,4096,16384,32768,65536</memstat-size>
<memstat-name>BIO buffer</memstat-name>
<inuse>43</inuse>
<memuse>86</memuse>
<high-use>--</high-use>
<memstat-req>405</memstat-req>
<memstat-size>65536</memstat-size>
<memstat-name>vfscache</memstat-name>
<inuse>1</inuse>
<memuse>256</memuse>
<high-use>--</high-use>
<memstat-req>1</memstat-req>
<memstat-size>65536</memstat-size>
<memstat-name>cluster_save buffer</memstat-name>
<inuse>0</inuse>
<memuse>0</memuse>
<high-use>--</high-use>
<memstat-req>2</memstat-req>
<memstat-size>32,64</memstat-size>
<memstat-name>VFS hash</memstat-name>
<inuse>1</inuse>
<memuse>128</memuse>
<high-use>--</high-use>
<memstat-req>1</memstat-req>
<memstat-size>32,64</memstat-size>
<memstat-name>vnodes</memstat-name>
<inuse>1</inuse>
<memuse>1</memuse>
<high-use>--</high-use>
<memstat-req>1</memstat-req>
<memstat-size>512</memstat-size>
<memstat-name>mount</memstat-name>
<inuse>290</inuse>
<memuse>23</memuse>
<high-use>--</high-use>
<memstat-req>535</memstat-req>

```

```
<memstat-size>16,32,64,128,256,4096,32768</memstat-size>
<memstat-name>vnodemarker</memstat-name>
<inuse>0</inuse>
<memuse>0</memuse>
<high-use>--</high-use>
<memstat-req>498</memstat-req>
<memstat-size>16384</memstat-size>
<memstat-name>pfs_nodes</memstat-name>
<inuse>25</inuse>
<memuse>3</memuse>
<high-use>--</high-use>
<memstat-req>25</memstat-req>
<memstat-size>128</memstat-size>
<memstat-name>pfs_vncache</memstat-name>
<inuse>27</inuse>
<memuse>1</memuse>
<high-use>--</high-use>
<memstat-req>53</memstat-req>
<memstat-size>32</memstat-size>
<memstat-name>STP</memstat-name>
<inuse>1</inuse>
<memuse>1</memuse>
<high-use>--</high-use>
<memstat-req>1</memstat-req>
<memstat-size>64</memstat-size>
<memstat-name>GEOM</memstat-name>
<inuse>146</inuse>
<memuse>11</memuse>
<high-use>--</high-use>
<memstat-req>1042</memstat-req>

<memstat-size>16,32,64,128,256,512,2048,16384,32768,131072</memstat-size>
<memstat-name>syncache</memstat-name>
<inuse>1</inuse>
<memuse>8</memuse>
<high-use>--</high-use>
<memstat-req>1</memstat-req>

<memstat-size>16,32,64,128,256,512,2048,16384,32768,131072</memstat-size>
<memstat-name>tlv_stat</memstat-name>
<inuse>0</inuse>
<memuse>0</memuse>
<high-use>--</high-use>
<memstat-req>8</memstat-req>

<memstat-size>16,32,64,128,256,512,2048,16384,32768,131072</memstat-size>
<memstat-name>NFS_daemon</memstat-name>
<inuse>1</inuse>
<memuse>8</memuse>
<high-use>--</high-use>
<memstat-req>1</memstat-req>

<memstat-size>16,32,64,128,256,512,2048,16384,32768,131072</memstat-size>
<memstat-name>p1003.1b</memstat-name>
<inuse>1</inuse>
<memuse>1</memuse>
<high-use>--</high-use>
<memstat-req>1</memstat-req>
<memstat-size>16</memstat-size>
<memstat-name>MD_disk</memstat-name>
<inuse>10</inuse>
```

```

<memuse>20</memuse>
<high-use>--</high-use>
<memstat-req>10</memstat-req>
<memstat-size>65536</memstat-size>
<memstat-name>ata_generic</memstat-name>
<inuse>1</inuse>
<memuse>1</memuse>
<high-use>--</high-use>
<memstat-req>6</memstat-req>
<memstat-size>16,16384,32768</memstat-size>
<memstat-name>ISOFs mount</memstat-name>
<inuse>8</inuse>
<memuse>1</memuse>
<high-use>--</high-use>
<memstat-req>15</memstat-req>
<memstat-size>512</memstat-size>
<memstat-name>ISOFs node</memstat-name>
<inuse>1440</inuse>
<memuse>135</memuse>
<high-use>--</high-use>
<memstat-req>1457</memstat-req>
<memstat-size>128</memstat-size>
<memstat-name>CAM SIM</memstat-name>
<inuse>1</inuse>
<memuse>1</memuse>
<high-use>--</high-use>
<memstat-req>1</memstat-req>
<memstat-size>64</memstat-size>
<memstat-name>CAM XPT</memstat-name>
<inuse>6</inuse>
<memuse>1</memuse>
<high-use>--</high-use>
<memstat-req>9</memstat-req>
<memstat-size>16,64,16384</memstat-size>
<memstat-name>CAM periph</memstat-name>
<inuse>1</inuse>
<memuse>1</memuse>
<high-use>--</high-use>
<memstat-req>1</memstat-req>
<memstat-size>128</memstat-size>
<memstat-name>ad_driver</memstat-name>
<inuse>1</inuse>
<memuse>1</memuse>
<high-use>--</high-use>
<memstat-req>1</memstat-req>
<memstat-size>256</memstat-size>
<memstat-name>pagedep</memstat-name>
<inuse>1</inuse>
<memuse>32</memuse>
<high-use>--</high-use>
<memstat-req>106</memstat-req>
<memstat-size>64</memstat-size>
<memstat-name>inodedep</memstat-name>
<inuse>1</inuse>
<memuse>128</memuse>
<high-use>--</high-use>
<memstat-req>464</memstat-req>
<memstat-size>256</memstat-size>
<memstat-name>newblk</memstat-name>
<inuse>1</inuse>
<memuse>1</memuse>

```

```
<high-use>--</high-use>
<memstat-req>336</memstat-req>
<memstat-size>64,4096</memstat-size>
<memstat-name>bmsafemap</memstat-name>
<inuse>0</inuse>
<memuse>0</memuse>
<high-use>--</high-use>
<memstat-req>63</memstat-req>
<memstat-size>64</memstat-size>
<memstat-name>allocdirect</memstat-name>
<inuse>0</inuse>
<memuse>0</memuse>
<high-use>--</high-use>
<memstat-req>320</memstat-req>
<memstat-size>128</memstat-size>
<memstat-name>indirdep</memstat-name>
<inuse>0</inuse>
<memuse>0</memuse>
<high-use>--</high-use>
<memstat-req>17</memstat-req>
<memstat-size>32</memstat-size>
<memstat-name>allocindir</memstat-name>
<inuse>0</inuse>
<memuse>0</memuse>
<high-use>--</high-use>
<memstat-req>15</memstat-req>
<memstat-size>64</memstat-size>
<memstat-name>freefrag</memstat-name>
<inuse>0</inuse>
<memuse>0</memuse>
<high-use>--</high-use>
<memstat-req>12</memstat-req>
<memstat-size>32</memstat-size>
<memstat-name>freeblks</memstat-name>
<inuse>0</inuse>
<memuse>0</memuse>
<high-use>--</high-use>
<memstat-req>40</memstat-req>
<memstat-size>2048</memstat-size>
<memstat-name>freefile</memstat-name>
<inuse>0</inuse>
<memuse>0</memuse>
<high-use>--</high-use>
<memstat-req>101</memstat-req>
<memstat-size>32</memstat-size>
<memstat-name>diradd</memstat-name>
<inuse>0</inuse>
<memuse>0</memuse>
<high-use>--</high-use>
<memstat-req>465</memstat-req>
<memstat-size>64</memstat-size>
<memstat-name>mkdir</memstat-name>
<inuse>0</inuse>
<memuse>0</memuse>
<high-use>--</high-use>
<memstat-req>136</memstat-req>
<memstat-size>32</memstat-size>
<memstat-name>dirrem</memstat-name>
<inuse>0</inuse>
<memuse>0</memuse>
<high-use>--</high-use>
```



```

<memstat-req>168</memstat-req>
<memstat-size>32</memstat-size>
<memstat-name>newdirblk</memstat-name>
<inuse>0</inuse>
<memuse>0</memuse>
<high-use>--</high-use>
<memstat-req>1</memstat-req>
<memstat-size>32</memstat-size>
<memstat-name>savedino</memstat-name>
<inuse>0</inuse>
<memuse>0</memuse>
<high-use>--</high-use>
<memstat-req>157</memstat-req>
<memstat-size>512</memstat-size>
<memstat-name>UFS mount</memstat-name>
<inuse>15</inuse>
<memuse>36</memuse>
<high-use>--</high-use>
<memstat-req>15</memstat-req>
<memstat-size>2048,65536,131072</memstat-size>
<memstat-name>ata_dma</memstat-name>
<inuse>2</inuse>
<memuse>1</memuse>
<high-use>--</high-use>
<memstat-req>2</memstat-req>
<memstat-size>256</memstat-size>
<memstat-name>UMAHash</memstat-name>
<inuse>1</inuse>
<memuse>2</memuse>
<high-use>--</high-use>
<memstat-req>4</memstat-req>
<memstat-size>4096,16384,32768,65536</memstat-size>
<memstat-name>cdev</memstat-name>
<inuse>22</inuse>
<memuse>3</memuse>
<high-use>--</high-use>
<memstat-req>22</memstat-req>
<memstat-size>256</memstat-size>
<memstat-name>file desc</memstat-name>
<inuse>141</inuse>
<memuse>32</memuse>
<high-use>--</high-use>
<memstat-req>1583</memstat-req>
<memstat-size>16,1024,2048,16384</memstat-size>
<memstat-name>VM pgdata</memstat-name>
<inuse>2</inuse>
<memuse>65</memuse>
<high-use>--</high-use>
<memstat-req>2</memstat-req>
<memstat-size>64</memstat-size>
<memstat-name>sigio</memstat-name>
<inuse>1</inuse>
<memuse>1</memuse>
<high-use>--</high-use>
<memstat-req>20</memstat-req>
<memstat-size>32</memstat-size>
<memstat-name>kenv</memstat-name>
<inuse>24</inuse>
<memuse>5</memuse>
<high-use>--</high-use>
<memstat-req>27</memstat-req>

```

```
<memstat-size>16,32,64,131072</memstat-size>
<memstat-name>atkbddev</memstat-name>
<inuse>2</inuse>
<memuse>1</memuse>
<high-use>--</high-use>
<memstat-req>2</memstat-req>
<memstat-size>32</memstat-size>
<memstat-name>kqueue</memstat-name>
<inuse>15</inuse>
<memuse>9</memuse>
<high-use>--</high-use>
<memstat-req>19</memstat-req>
<memstat-size>1024,4096,32768</memstat-size>
<memstat-name>proc-args</memstat-name>
<inuse>57</inuse>
<memuse>3</memuse>
<high-use>--</high-use>
<memstat-req>1001</memstat-req>
<memstat-size>16,32,64,128,256,512,1024</memstat-size>
<memstat-name>isadev</memstat-name>
<inuse>21</inuse>
<memuse>2</memuse>
<high-use>--</high-use>
<memstat-req>21</memstat-req>
<memstat-size>64</memstat-size>
<memstat-name>zombie</memstat-name>
<inuse>0</inuse>
<memuse>0</memuse>
<high-use>--</high-use>
<memstat-req>1278</memstat-req>
<memstat-size>128</memstat-size>
<memstat-name>ithread</memstat-name>
<inuse>69</inuse>
<memuse>5</memuse>
<high-use>--</high-use>
<memstat-req>69</memstat-req>
<memstat-size>16,64,256</memstat-size>
<memstat-name>legacydrv</memstat-name>
<inuse>4</inuse>
<memuse>1</memuse>
<high-use>--</high-use>
<memstat-req>4</memstat-req>
<memstat-size>16</memstat-size>
<memstat-name>memdesc</memstat-name>
<inuse>1</inuse>
<memuse>4</memuse>
<high-use>--</high-use>
<memstat-req>1</memstat-req>
<memstat-size>131072</memstat-size>
<memstat-name>nexusdev</memstat-name>
<inuse>2</inuse>
<memuse>1</memuse>
<high-use>--</high-use>
<memstat-req>2</memstat-req>
<memstat-size>16</memstat-size>
<memstat-name>CAM queue</memstat-name>
<inuse>3</inuse>
<memuse>1</memuse>
<high-use>--</high-use>
<memstat-req>3</memstat-req>
<memstat-size>16</memstat-size>
```

```

    <memstat-name>$PIR</memstat-name>
    <inuse>4</inuse>
    <memuse>1</memuse>
    <high-use>--</high-use>
    <memstat-req>4</memstat-req>
    <memstat-size>32</memstat-size>
    <memstat-name>KTRACE</memstat-name>
    <inuse>100</inuse>
    <memuse>10</memuse>
    <high-use>--</high-use>
    <memstat-req>100</memstat-req>
    <memstat-size>128</memstat-size>
    <memstat-name>kbdmux</memstat-name>
    <inuse>5</inuse>
    <memuse>9</memuse>
    <high-use>--</high-use>
    <memstat-req>5</memstat-req>
    <memstat-size>128,2048,65536,131072</memstat-size>
</vmstat-memstat-malloc>
<vmstat-memstat-zone>
  <zone-name>UMA Kegs:</zone-name>
  <zone-size>136</zone-size>
  <count-limit>0</count-limit>
  <used>71</used>
  <free>1</free>
  <zone-req>71</zone-req>
  <zone-name>UMA Zones:</zone-name>
  <zone-size>120</zone-size>
  <count-limit>0</count-limit>
  <used>71</used>
  <free>19</free>
  <zone-req>71</zone-req>
  <zone-name>UMA Slabs:</zone-name>
  <zone-size>64</zone-size>
  <count-limit>0</count-limit>
  <used>490</used>
  <free>41</free>
  <zone-req>579</zone-req>
  <zone-name>UMA RCntSlabs:</zone-name>
  <zone-size>104</zone-size>
  <count-limit>0</count-limit>
  <used>276</used>
  <free>20</free>
  <zone-req>276</zone-req>
  <zone-name>UMA Hash:</zone-name>
  <zone-size>128</zone-size>
  <count-limit>0</count-limit>
  <used>4</used>
  <free>26</free>
  <zone-req>5</zone-req>
  <zone-name>16 Bucket:</zone-name>
  <zone-size>76</zone-size>
  <count-limit>0</count-limit>
  <used>30</used>
  <free>20</free>
  <zone-req>30</zone-req>
  <zone-name>32 Bucket:</zone-name>
  <zone-size>140</zone-size>
  <count-limit>0</count-limit>
  <used>33</used>
  <free>23</free>

```

```
<zone-req>33</zone-req>
<zone-name>64 Bucket:</zone-name>
<zone-size>268</zone-size>
<count-limit>0</count-limit>
<used>33</used>
<free>9</free>
<zone-req>33</zone-req>
<zone-name>128 Bucket:</zone-name>
<zone-size>524</zone-size>
<count-limit>0</count-limit>
<used>49</used>
<free>0</free>
<zone-req>49</zone-req>
<zone-name>VM OBJECT:</zone-name>
<zone-size>128</zone-size>
<count-limit>0</count-limit>
<used>2111</used>
<free>79</free>
<zone-req>25214</zone-req>
<zone-name>MAP:</zone-name>
<zone-size>160</zone-size>
<count-limit>0</count-limit>
<used>7</used>
<free>41</free>
<zone-req>7</zone-req>
<zone-name>KMAP ENTRY:</zone-name>
<zone-size>68</zone-size>
<count-limit>35336</count-limit>
<used>19</used>
<free>149</free>
<zone-req>2397</zone-req>
<zone-name>MAP ENTRY:</zone-name>
<zone-size>68</zone-size>
<count-limit>0</count-limit>
<used>2031</used>
<free>153</free>
<zone-req>62417</zone-req>
<zone-name>PV ENTRY:</zone-name>
<zone-size>24</zone-size>
<count-limit>509095</count-limit>
<used>57177</used>
<free>6333</free>
<zone-req>1033683</zone-req>
<zone-name>DP fakepg:</zone-name>
<zone-size>72</zone-size>
<count-limit>0</count-limit>
<used>0</used>
<free>0</free>
<zone-req>0</zone-req>
<zone-name>mt_zone:</zone-name>
<zone-size>64</zone-size>
<count-limit>0</count-limit>
<used>238</used>
<free>57</free>
<zone-req>238</zone-req>
<zone-name>16:</zone-name>
<zone-size>16</zone-size>
<count-limit>0</count-limit>
<used>2114</used>
<free>119</free>
<zone-req>80515</zone-req>
```

```
<zone-name>32:</zone-name>
<zone-size>32</zone-size>
<count-limit>0</count-limit>
<used>1335</used>
<free>134</free>
<zone-req>10259</zone-req>
<zone-name>64:</zone-name>
<zone-size>64</zone-size>
<count-limit>0</count-limit>
<used>3529</used>
<free>129</free>
<zone-req>29110</zone-req>
<zone-name>96:</zone-name>
<zone-size>96</zone-size>
<count-limit>0</count-limit>
<used>2062</used>
<free>58</free>
<zone-req>4365</zone-req>
<zone-name>112:</zone-name>
<zone-size>112</zone-size>
<count-limit>0</count-limit>
<used>361</used>
<free>164</free>
<zone-req>24613</zone-req>
<zone-name>128:</zone-name>
<zone-size>128</zone-size>
<count-limit>0</count-limit>
<used>359</used>
<free>61</free>
<zone-req>942</zone-req>
<zone-name>160:</zone-name>
<zone-size>160</zone-size>
<count-limit>0</count-limit>
<used>364</used>
<free>44</free>
<zone-req>577</zone-req>
<zone-name>224:</zone-name>
<zone-size>224</zone-size>
<count-limit>0</count-limit>
<used>422</used>
<free>20</free>
<zone-req>1950</zone-req>
<zone-name>256:</zone-name>
<zone-size>256</zone-size>
<count-limit>0</count-limit>
<used>204</used>
<free>36</free>
<zone-req>1225</zone-req>
<zone-name>288:</zone-name>
<zone-size>288</zone-size>
<count-limit>0</count-limit>
<used>2</used>
<free>24</free>
<zone-req>10</zone-req>
<zone-name>512:</zone-name>
<zone-size>512</zone-size>
<count-limit>0</count-limit>
<used>49</used>
<free>7</free>
<zone-req>911</zone-req>
<zone-name>1024:</zone-name>
```

```
<zone-size>1024</zone-size>
<count-limit>0</count-limit>
<used>213</used>
<free>11</free>
<zone-req>1076</zone-req>
<zone-name>2048:</zone-name>
<zone-size>2048</zone-size>
<count-limit>0</count-limit>
<used>199</used>
<free>113</free>
<zone-req>640</zone-req>
<zone-name>4096:</zone-name>
<zone-size>4096</zone-size>
<count-limit>0</count-limit>
<used>144</used>
<free>7</free>
<zone-req>2249</zone-req>
<zone-name>Files:</zone-name>
<zone-size>72</zone-size>
<count-limit>0</count-limit>
<used>665</used>
<free>77</free>
<zone-req>16457</zone-req>
<zone-name>MAC labels:</zone-name>
<zone-size>20</zone-size>
<count-limit>0</count-limit>
<used>3998</used>
<free>227</free>
<zone-req>21947</zone-req>
<zone-name>PROC:</zone-name>
<zone-size>544</zone-size>
<count-limit>0</count-limit>
<used>116</used>
<free>10</free>
<zone-req>1394</zone-req>
<zone-name>THREAD:</zone-name>
<zone-size>416</zone-size>
<count-limit>0</count-limit>
<used>127</used>
<free>17</free>
<zone-req>131</zone-req>
<zone-name>KSEGRP:</zone-name>
<zone-size>88</zone-size>
<count-limit>0</count-limit>
<used>127</used>
<free>73</free>
<zone-req>131</zone-req>
<zone-name>UPCALL:</zone-name>
<zone-size>44</zone-size>
<count-limit>0</count-limit>
<used>0</used>
<free>0</free>
<zone-req>0</zone-req>
<zone-name>SLEEPQUEUE:</zone-name>
<zone-size>32</zone-size>
<count-limit>0</count-limit>
<used>145</used>
<free>194</free>
<zone-req>145</zone-req>
<zone-name>VMSPACE:</zone-name>
<zone-size>268</zone-size>
```

```

<count-limit>0</count-limit>
<used>57</used>
<free>13</free>
<zone-req>1335</zone-req>
<zone-name>mbuf_packet:</zone-name>
<zone-size>256</zone-size>
<count-limit>180000</count-limit>
<used>256</used>
<free>128</free>
<zone-req>49791</zone-req>
<zone-name>mbuf:</zone-name>
<zone-size>256</zone-size>
<count-limit>180000</count-limit>
<used>50</used>
<free>466</free>
<zone-req>105183</zone-req>
<zone-name>mbuf_cluster:</zone-name>
<zone-size>2048</zone-size>
<count-limit>25190</count-limit>
<used>387</used>
<free>165</free>
<zone-req>5976</zone-req>
<zone-name>mbuf_jumbo_pagesize:</zone-name>
<zone-size>4096</zone-size>
<count-limit>0</count-limit>
<used>0</used>
<free>0</free>
<zone-req>0</zone-req>
<zone-name>mbuf_jumbo_9k:</zone-name>
<zone-size>9216</zone-size>
<count-limit>0</count-limit>
<used>0</used>
<free>0</free>
<zone-req>0</zone-req>
<zone-name>mbuf_jumbo_16k:</zone-name>
<zone-size>16384</zone-size>
<count-limit>0</count-limit>
<used>0</used>
<free>0</free>
<zone-req>0</zone-req>
<zone-name>ACL UMA zone:</zone-name>
<zone-size>388</zone-size>
<count-limit>0</count-limit>
<used>0</used>
<free>0</free>
<zone-req>0</zone-req>
<zone-name>g_bio:</zone-name>
<zone-size>132</zone-size>
<count-limit>0</count-limit>
<used>0</used>
<free>174</free>
<zone-req>69750</zone-req>
<zone-name>ata_request:</zone-name>
<zone-size>200</zone-size>
<count-limit>0</count-limit>
<used>0</used>
<free>57</free>
<zone-req>5030</zone-req>
<zone-name>ata_composite:</zone-name>
<zone-size>192</zone-size>
<count-limit>0</count-limit>

```

```
<used>0</used>
<free>0</free>
<zone-req>0</zone-req>
<zone-name>GENCFG:</zone-name>
<zone-size>72</zone-size>
<count-limit>1000004</count-limit>
<used>57</used>
<free>102</free>
<zone-req>57</zone-req>
<zone-name>VNODE:</zone-name>
<zone-size>292</zone-size>
<count-limit>0</count-limit>
<used>2718</used>
<free>25</free>
<zone-req>2922</zone-req>
<zone-name>VNODEPOLL:</zone-name>
<zone-size>72</zone-size>
<count-limit>0</count-limit>
<used>0</used>
<free>0</free>
<zone-req>0</zone-req>
<zone-name>S VFS Cache:</zone-name>
<zone-size>68</zone-size>
<count-limit>0</count-limit>
<used>2500</used>
<free>76</free>
<zone-req>3824</zone-req>
<zone-name>L VFS Cache:</zone-name>
<zone-size>291</zone-size>
<count-limit>0</count-limit>
<used>51</used>
<free>14</free>
<zone-req>63</zone-req>
<zone-name>NAMEI:</zone-name>
<zone-size>1024</zone-size>
<count-limit>0</count-limit>
<used>0</used>
<free>8</free>
<zone-req>53330</zone-req>
<zone-name>NFSMOUNT:</zone-name>
<zone-size>480</zone-size>
<count-limit>0</count-limit>
<used>0</used>
<free>0</free>
<zone-req>0</zone-req>
<zone-name>NFSNODE:</zone-name>
<zone-size>460</zone-size>
<count-limit>0</count-limit>
<used>0</used>
<free>0</free>
<zone-req>0</zone-req>
<zone-name>PIPE:</zone-name>
<zone-size>404</zone-size>
<count-limit>0</count-limit>
<used>27</used>
<free>9</free>
<zone-req>717</zone-req>
<zone-name>KNOTE:</zone-name>
<zone-size>72</zone-size>
<count-limit>0</count-limit>
<used>42</used>
```



```
<free>64</free>
<zone-req>3311</zone-req>
<zone-name>socket:</zone-name>
<zone-size>412</zone-size>
<count-limit>25191</count-limit>
<used>343</used>
<free>8</free>
<zone-req>2524</zone-req>
<zone-name>unpcb:</zone-name>
<zone-size>140</zone-size>
<count-limit>25200</count-limit>
<used>170</used>
<free>26</free>
<zone-req>2157</zone-req>
<zone-name>ipq:</zone-name>
<zone-size>52</zone-size>
<count-limit>216</count-limit>
<used>0</used>
<free>0</free>
<zone-req>0</zone-req>
<zone-name>udpcb:</zone-name>
<zone-size>232</zone-size>
<count-limit>25194</count-limit>
<used>19</used>
<free>32</free>
<zone-req>31</zone-req>
<zone-name>inpcb:</zone-name>
<zone-size>232</zone-size>
<count-limit>25194</count-limit>
<used>40</used>
<free>28</free>
<zone-req>105</zone-req>
<zone-name>tcpb:</zone-name>
<zone-size>520</zone-size>
<count-limit>25193</count-limit>
<used>40</used>
<free>16</free>
<zone-req>105</zone-req>
<zone-name>tcptw:</zone-name>
<zone-size>56</zone-size>
<count-limit>5092</count-limit>
<used>0</used>
<free>0</free>
<zone-req>0</zone-req>
<zone-name>syncache:</zone-name>
<zone-size>128</zone-size>
<count-limit>15360</count-limit>
<used>0</used>
<free>60</free>
<zone-req>55</zone-req>
<zone-name>tcpreass:</zone-name>
<zone-size>20</zone-size>
<count-limit>1690</count-limit>
<used>0</used>
<free>0</free>
<zone-req>0</zone-req>
<zone-name>sackhole:</zone-name>
<zone-size>20</zone-size>
<count-limit>0</count-limit>
<used>0</used>
<free>0</free>
```

```

    <zone-req>0</zone-req>
    <zone-name>ripcb:</zone-name>
    <zone-size>232</zone-size>
    <count-limit>25194</count-limit>
    <used>5</used>
    <free>29</free>
    <zone-req>5</zone-req>
    <zone-name>SWAPMETA:</zone-name>
    <zone-size>276</zone-size>
    <count-limit>94948</count-limit>
    <used>0</used>
    <free>0</free>
    <zone-req>0</zone-req>
    <zone-name>FFS inode:</zone-name>
    <zone-size>132</zone-size>
    <count-limit>0</count-limit>
    <used>1146</used>
    <free>72</free>
    <zone-req>1306</zone-req>
    <zone-name>FFS1 dinode:</zone-name>
    <zone-size>128</zone-size>
    <count-limit>0</count-limit>
    <used>1146</used>
    <free>24</free>
    <zone-req>1306</zone-req>
    <zone-name>FFS2 dinode:</zone-name>
    <zone-size>256</zone-size>
    <count-limit>0</count-limit>
    <used>0</used>
    <free>0</free>
    <zone-req>0</zone-req>
</vmstat-memstat-zone>
<vmstat-sumstat>
  <cpu-context-switch>934906</cpu-context-switch>
  <dev-intr>1707986</dev-intr>
  <soft-intr>33819</soft-intr>
  <traps>203604</traps>
  <sys-calls>1200636</sys-calls>
  <kernel-thrds>60</kernel-thrds>
  <fork-calls>1313</fork-calls>
  <vfork-calls>21</vfork-calls>
  <rfork-calls>0</rfork-calls>
  <swap-pageins>0</swap-pageins>
  <swap-pagedin>0</swap-pagedin>
  <swap-pageouts>0</swap-pageouts>
  <swap-pagedout>0</swap-pagedout>
  <vnode-pageins>23094</vnode-pageins>
  <vnode-pagedin>23119</vnode-pagedin>
  <vnode-pageouts>226</vnode-pageouts>
  <vnode-pagedout>3143</vnode-pagedout>
  <page-daemon-wakeup>0</page-daemon-wakeup>
  <page-daemon-examined-pages>0</page-daemon-examined-pages>
  <pages-reactivated>8821</pages-reactivated>
  <copy-on-write-faults>48364</copy-on-write-faults>
  <copy-on-write-optimized-faults>31</copy-on-write-optimized-faults>
  <zero-fill-pages-zeroed>74665</zero-fill-pages-zeroed>
  <zero-fill-pages-prezeroed>70061</zero-fill-pages-prezeroed>
  <transit-blocking-page-faults>85</transit-blocking-page-faults>
  <total-vm-faults>191824</total-vm-faults>

<pages-affected-by-kernel-thrd-creat>0</pages-affected-by-kernel-thrd-creat>

```

```

    <pages-affected-by-fork>95343</pages-affected-by-fork>
    <pages-affected-by-vfork>3526</pages-affected-by-vfork>
    <pages-affected-by-rfork>0</pages-affected-by-rfork>
    <pages-freed>221502</pages-freed>
    <pages-freed-by-daemon>0</pages-freed-by-daemon>
    <pages-freed-by-exiting-proc>75630</pages-freed-by-exiting-proc>
    <pages-active>45826</pages-active>
    <pages-inactive>13227</pages-inactive>
    <pages-in-vm-cache>49278</pages-in-vm-cache>
    <pages-wired-down>10640</pages-wired-down>
    <pages-free>70706</pages-free>
    <bytes-per-page>4096</bytes-per-page>
    <swap-pages-used>0</swap-pages-used>
    <peak-swap-pages-used>0</peak-swap-pages-used>
    <total-name-lookups>214496</total-name-lookups>
    <positive-cache-hits>92</positive-cache-hits>
    <negative-cache-hits>5</negative-cache-hits>
    <pass2>0</pass2>
    <cache-deletions>0</cache-deletions>
    <cache-falsehits>0</cache-falsehits>
    <toolong>0</toolong>
</vmstat-sumstat>
<vmstat-intr>
    <intr-name>irq0: clk          </intr-name>
    <intr-cnt>1243455</intr-cnt>
    <intr-rate>999</intr-rate>
    <intr-name>irq4: sio0        </intr-name>
    <intr-cnt>1140</intr-cnt>
    <intr-rate>0</intr-rate>
    <intr-name>irq8: rtc         </intr-name>
    <intr-cnt>159164</intr-cnt>
    <intr-rate>127</intr-rate>
    <intr-name>irq9: cbb1 fxp0   </intr-name>
    <intr-cnt>28490</intr-cnt>
    <intr-rate>22</intr-rate>
    <intr-name>irq10: fxp1       </intr-name>
    <intr-cnt>20593</intr-cnt>
    <intr-rate>16</intr-rate>
    <intr-name>irq14: ata0       </intr-name>
    <intr-cnt>5031</intr-cnt>
    <intr-rate>4</intr-rate>
    <intr-name>Total</intr-name>
    <intr-cnt>1457873</intr-cnt>
    <intr-rate>1171</intr-rate>
</vmstat-intr>
<vm-kernel-state>
    <vm-kmem-map-free>248524800</vm-kmem-map-free>
</vm-kernel-state>
<kernel-direct-mm-size-information>
    <vm-directmm-size-used>4644</vm-directmm-size-used>
    <vm-directmm-size-max>4057334</vm-directmm-size-max>
</kernel-direct-mm-size-information>
</system-virtual-memory-information>
<cli>
    <banner></banner>
</cli>
</rpc-reply>

```

*Note:* <kernel-direct-mm-size-information> only displays for 64 bit platform.

## show system virtual-memory (QFX Series)

```

user@switch> show system virtual-memory | display xml
<rpc-reply xmlns:junos="http://device1.example.com/junos/11.1R1/junos">
  <system-virtual-memory-information>
    <vmstat-memstat-malloc>
      <memstat-name>CAM dev queue</memstat-name>
      <inuse>1</inuse>
      <memuse>1</memuse>
      <high-use>-</high-use>
      <memstat-req>1</memstat-req>
      <memstat-size>64</memstat-size>
      <memstat-name>entropy</memstat-name>
      <inuse>1024</inuse>
      <memuse>64</memuse>
      <high-use>-</high-use>
      <memstat-req>1024</memstat-req>
      <memstat-size>64</memstat-size>
      <memstat-name>linker</memstat-name>
      <inuse>481</inuse>
      <memuse>1871</memuse>
      <high-use>-</high-use>
      <memstat-req>1145</memstat-req>
      <memstat-size>16,32,64,4096,32768,131072</memstat-size>
      <memstat-name>lockf</memstat-name>
      <inuse>56</inuse>
      <memuse>4</memuse>
      <high-use>-</high-use>
      <memstat-req>5998</memstat-req>
      <memstat-size>64</memstat-size>
      <memstat-name>devbuf</memstat-name>
      <inuse>2094</inuse>
      <memuse>3877</memuse>
      <high-use>-</high-use>
      <memstat-req>2099</memstat-req>

      <memstat-size>16,32,64,128,512,1024,4096,8192,16384,32768,65536,131072</memstat-size>

      <memstat-name>temp</memstat-name>
      <inuse>21</inuse>
      <memuse>66</memuse>
      <high-use>-</high-use>
      <memstat-req>3127</memstat-req>

      <memstat-size>16,32,64,128,256,512,2048,4096,8192,16384,32768,65536,131072</memstat-size>

      <memstat-name>ip6ndp</memstat-name>
      <inuse>0</inuse>
      <memuse>0</memuse>
      <high-use>-</high-use>
      <memstat-req>4</memstat-req>
      <memstat-size>64</memstat-size>
      <memstat-name>in6ifmulti</memstat-name>
      <inuse>1</inuse>
      <memuse>1</memuse>
      <high-use>-</high-use>
      <memstat-req>1</memstat-req>
      <memstat-size>64</memstat-size>
      <memstat-name>in6grentry</memstat-name>
      <inuse>1</inuse>
      <memuse>1</memuse>

```

```

<high-use>--</high-use>
<memstat-req>1</memstat-req>
<memstat-size>64</memstat-size>
<memstat-name>iflogical</memstat-name>
<inuse>13</inuse>
<memuse>3</memuse>
<high-use>--</high-use>
<memstat-req>13</memstat-req>
<memstat-size>64,2048</memstat-size>
<memstat-name>iffamily</memstat-name>
<inuse>28</inuse>
<memuse>4</memuse>
<high-use>--</high-use>
<memstat-req>28</memstat-req>
<memstat-size>32,1024,2048</memstat-size>
<memstat-name>rtnexthop</memstat-name>
<inuse>127</inuse>
<memuse>18</memuse>
<high-use>--</high-use>
<memstat-req>129</memstat-req>
<memstat-size>32,256,512,1024,2048,4096</memstat-size>
<memstat-name>metrics</memstat-name>
<inuse>3</inuse>
<memuse>1</memuse>
<high-use>--</high-use>
<memstat-req>5</memstat-req>
<memstat-size>256</memstat-size>
<memstat-name>inifmulti</memstat-name>
<inuse>3</inuse>
<memuse>1</memuse>
<high-use>--</high-use>
<memstat-req>3</memstat-req>
<memstat-size>64</memstat-size>
<memstat-name>ingrentry</memstat-name>
<inuse>6</inuse>
<memuse>1</memuse>
<high-use>--</high-use>
<memstat-req>6</memstat-req>
<memstat-size>64</memstat-size>
<memstat-name>rnode</memstat-name>
<inuse>68</inuse>
<memuse>2</memuse>
<high-use>--</high-use>
<memstat-req>76</memstat-req>
<memstat-size>16,32</memstat-size>
<memstat-name>rcache</memstat-name>
<inuse>4</inuse>
<memuse>8</memuse>
<high-use>--</high-use>
<memstat-req>4</memstat-req>
<memstat-size>65536</memstat-size>
<memstat-name>ifdevice</memstat-name>
<inuse>4</inuse>
<memuse>1</memuse>
<high-use>--</high-use>
<memstat-req>4</memstat-req>
<memstat-size>16</memstat-size>
<memstat-name>ifstat</memstat-name>
<inuse>40</inuse>
<memuse>22</memuse>
<high-use>--</high-use>

```

```
<memstat-req>40</memstat-req>
<memstat-size>512,16384,32768</memstat-size>
<memstat-name>ipfw</memstat-name>
<inuse>42</inuse>
<memuse>23</memuse>
<high-use>--</high-use>
<memstat-req>91</memstat-req>

<memstat-size>16,32,64,128,256,512,1024,16384,32768,65536,131072</memstat-size>
<memstat-name>ifmaddr</memstat-name>
<inuse>103</inuse>
<memuse>3</memuse>
<high-use>--</high-use>
<memstat-req>103</memstat-req>
<memstat-size>16,32</memstat-size>
<memstat-name>rtable</memstat-name>
<inuse>129</inuse>
<memuse>14</memuse>
<high-use>--</high-use>
<memstat-req>139</memstat-req>
<memstat-size>16,32,64,128,1024,16384</memstat-size>
<memstat-name>sysctl</memstat-name>
<inuse>0</inuse>
<memuse>0</memuse>
<high-use>--</high-use>
<memstat-req>14847</memstat-req>
<memstat-size>16,32,64,4096,16384,32768</memstat-size>
<memstat-name>ifaddr</memstat-name>
<inuse>29</inuse>
<memuse>3</memuse>
<high-use>--</high-use>
<memstat-req>29</memstat-req>
<memstat-size>64,128</memstat-size>
<memstat-name>mkey</memstat-name>
<inuse>345</inuse>
<memuse>6</memuse>
<high-use>--</high-use>
<memstat-req>2527</memstat-req>
<memstat-size>16,128</memstat-size>
<memstat-name>pfe_ipc</memstat-name>
<inuse>0</inuse>
<memuse>0</memuse>
<high-use>--</high-use>
<memstat-req>1422</memstat-req>

<memstat-size>16,32,64,128,512,1024,2048,8192,16384,32768,65536,131072</memstat-size>

<memstat-name>ifstate</memstat-name>
<inuse>594</inuse>
<memuse>51</memuse>
<high-use>--</high-use>
<memstat-req>655</memstat-req>

<memstat-size>16,32,64,128,256,1024,2048,4096,16384,32768</memstat-size>
<memstat-name>itable16</memstat-name>
<inuse>276</inuse>
<memuse>52</memuse>
<high-use>--</high-use>
<memstat-req>294</memstat-req>
<memstat-size>1024,4096</memstat-size>
<memstat-name>itable32</memstat-name>
```

```

<inuse>160</inuse>
<memuse>10</memuse>
<high-use>--</high-use>
<memstat-req>160</memstat-req>
<memstat-size>64</memstat-size>
<memstat-name>itable64</memstat-name>
<inuse>2</inuse>
<memuse>1</memuse>
<high-use>--</high-use>
<memstat-req>2</memstat-req>
<memstat-size>128</memstat-size>
<memstat-name>lr</memstat-name>
<inuse>1</inuse>
<memuse>1</memuse>
<high-use>--</high-use>
<memstat-req>1</memstat-req>
<memstat-size>16384</memstat-size>
<memstat-name>pic</memstat-name>
<inuse>5</inuse>
<memuse>1</memuse>
<high-use>--</high-use>
<memstat-req>5</memstat-req>
<memstat-size>64,512</memstat-size>
<memstat-name>pfestat</memstat-name>
<inuse>0</inuse>
<memuse>0</memuse>
<high-use>--</high-use>
<memstat-req>162</memstat-req>
<memstat-size>16,32,128,256,16384</memstat-size>
<memstat-name>gencfg</memstat-name>
<inuse>224</inuse>
<memuse>56</memuse>
<high-use>--</high-use>
<memstat-req>540</memstat-req>
<memstat-size>16,32,64,256,512,32768,65536</memstat-size>
<memstat-name>jsr</memstat-name>
<inuse>2</inuse>
<memuse>1</memuse>
<high-use>--</high-use>
<memstat-req>4</memstat-req>
<memstat-size>16</memstat-size>
<memstat-name>idl</memstat-name>
<inuse>0</inuse>
<memuse>0</memuse>
<high-use>--</high-use>
<memstat-req>13</memstat-req>
<memstat-size>16,32,64,128,256,4096,16384,32768,131072</memstat-size>

<memstat-name>rtsmsg</memstat-name>
<inuse>0</inuse>
<memuse>0</memuse>
<high-use>--</high-use>
<memstat-req>2</memstat-req>
<memstat-size>131072</memstat-size>
<memstat-name>module</memstat-name>
<inuse>249</inuse>
<memuse>16</memuse>
<high-use>--</high-use>
<memstat-req>249</memstat-req>
<memstat-size>64,128</memstat-size>
<memstat-name>mtx_pool</memstat-name>

```

```
<inuse>1</inuse>
<memuse>8</memuse>
<high-use>--</high-use>
<memstat-req>1</memstat-req>
<memstat-size>64,128</memstat-size>
<memstat-name>DEVFS3</memstat-name>
<inuse>109</inuse>
<memuse>12</memuse>
<high-use>--</high-use>
<memstat-req>117</memstat-req>
<memstat-size>256</memstat-size>
<memstat-name>DEVFS1</memstat-name>
<inuse>102</inuse>
<memuse>23</memuse>
<high-use>--</high-use>
<memstat-req>109</memstat-req>
<memstat-size>2048</memstat-size>
<memstat-name>pgrp</memstat-name>
<inuse>12</inuse>
<memuse>1</memuse>
<high-use>--</high-use>
<memstat-req>21</memstat-req>
<memstat-size>64</memstat-size>
<memstat-name>session</memstat-name>
<inuse>8</inuse>
<memuse>1</memuse>
<high-use>--</high-use>
<memstat-req>15</memstat-req>
<memstat-size>512</memstat-size>
<memstat-name>proc</memstat-name>
<inuse>2</inuse>
<memuse>1</memuse>
<high-use>--</high-use>
<memstat-req>2</memstat-req>
<memstat-size>16384</memstat-size>
<memstat-name>subproc</memstat-name>
<inuse>244</inuse>
<memuse>496</memuse>
<high-use>--</high-use>
<memstat-req>1522</memstat-req>
<memstat-size>2048,131072</memstat-size>
<memstat-name>cred</memstat-name>
<inuse>30</inuse>
<memuse>4</memuse>
<high-use>--</high-use>
<memstat-req>11409</memstat-req>
<memstat-size>256</memstat-size>
<memstat-name>plimit</memstat-name>
<inuse>17</inuse>
<memuse>4</memuse>
<high-use>--</high-use>
<memstat-req>133</memstat-req>
<memstat-size>2048</memstat-size>
<memstat-name>uidinfo</memstat-name>
<inuse>3</inuse>
<memuse>1</memuse>
<high-use>--</high-use>
<memstat-req>6</memstat-req>
<memstat-size>32,512</memstat-size>
<memstat-name>sysctluid</memstat-name>
<inuse>1117</inuse>
```



```

<memuse>34</memuse>
<high-use>--</high-use>
<memstat-req>1117</memstat-req>
<memstat-size>16,32,64</memstat-size>
<memstat-name>sysctltmp</memstat-name>
<inuse>0</inuse>
<memuse>0</memuse>
<high-use>--</high-use>
<memstat-req>743</memstat-req>
<memstat-size>16,32,64,1024</memstat-size>
<memstat-name>umtx</memstat-name>
<inuse>144</inuse>
<memuse>9</memuse>
<high-use>--</high-use>
<memstat-req>144</memstat-req>
<memstat-size>64</memstat-size>
<memstat-name>SWAP</memstat-name>
<inuse>2</inuse>
<memuse>209</memuse>
<high-use>--</high-use>
<memstat-req>2</memstat-req>
<memstat-size>64</memstat-size>
<memstat-name>bus</memstat-name>
<inuse>496</inuse>
<memuse>55</memuse>
<high-use>--</high-use>
<memstat-req>1196</memstat-req>
<memstat-size>16,32,64,128,32768</memstat-size>
<memstat-name>bus-sc</memstat-name>
<inuse>23</inuse>
<memuse>33</memuse>
<high-use>--</high-use>
<memstat-req>335</memstat-req>

<memstat-size>16,32,64,512,1024,2048,8192,16384,65536,131072</memstat-size>
<memstat-name>devstat</memstat-name>
<inuse>10</inuse>
<memuse>21</memuse>
<high-use>--</high-use>
<memstat-req>10</memstat-req>
<memstat-size>16,131072</memstat-size>
<memstat-name>eventhandler</memstat-name>
<inuse>35</inuse>
<memuse>2</memuse>
<high-use>--</high-use>
<memstat-req>36</memstat-req>
<memstat-size>32,128</memstat-size>
<memstat-name>kobj</memstat-name>
<inuse>93</inuse>
<memuse>186</memuse>
<high-use>--</high-use>
<memstat-req>111</memstat-req>
<memstat-size>65536</memstat-size>
<memstat-name>DEVFS</memstat-name>
<inuse>8</inuse>
<memuse>1</memuse>
<high-use>--</high-use>
<memstat-req>9</memstat-req>
<memstat-size>16,64</memstat-size>
<memstat-name>rman</memstat-name>
<inuse>71</inuse>

```

```
<memuse>5</memuse>
<high-use>--</high-use>
<memstat-req>433</memstat-req>
<memstat-size>16,32,64</memstat-size>
<memstat-name>sbuf</memstat-name>
<inuse>0</inuse>
<memuse>0</memuse>
<high-use>--</high-use>
<memstat-req>522</memstat-req>
<memstat-size>16,32,32768,131072</memstat-size>
<memstat-name>NULLFS hash</memstat-name>
<inuse>1</inuse>
<memuse>1</memuse>
<high-use>--</high-use>
<memstat-req>1</memstat-req>
<memstat-size>64</memstat-size>
<memstat-name>taskqueue</memstat-name>
<inuse>5</inuse>
<memuse>1</memuse>
<high-use>--</high-use>
<memstat-req>5</memstat-req>
<memstat-size>64</memstat-size>
<memstat-name>turnstiles</memstat-name>
<inuse>145</inuse>
<memuse>10</memuse>
<high-use>--</high-use>
<memstat-req>145</memstat-req>
<memstat-size>64</memstat-size>
<memstat-name>Unitno</memstat-name>
<inuse>8</inuse>
<memuse>1</memuse>
<high-use>--</high-use>
<memstat-req>44</memstat-req>
<memstat-size>16,64</memstat-size>
<memstat-name>iocltops</memstat-name>
<inuse>0</inuse>
<memuse>0</memuse>
<high-use>--</high-use>
<memstat-req>27622</memstat-req>
<memstat-size>16,64,8192,16384,131072</memstat-size>
<memstat-name>iov</memstat-name>
<inuse>0</inuse>
<memuse>0</memuse>
<high-use>--</high-use>
<memstat-req>18578</memstat-req>
<memstat-size>16,64,128,256,512,1024,2048,131072</memstat-size>
<memstat-name>msg</memstat-name>
<inuse>4</inuse>
<memuse>25</memuse>
<high-use>--</high-use>
<memstat-req>4</memstat-req>
<memstat-size>32768,131072</memstat-size>
<memstat-name>sem</memstat-name>
<inuse>4</inuse>
<memuse>7</memuse>
<high-use>--</high-use>
<memstat-req>4</memstat-req>
<memstat-size>16384,32768,131072</memstat-size>
<memstat-name>shm</memstat-name>
<inuse>9</inuse>
<memuse>20</memuse>
```

```

<high-use>--</high-use>
<memstat-req>14</memstat-req>
<memstat-size>32768</memstat-size>
<memstat-name>ttys</memstat-name>
<inuse>321</inuse>
<memuse>61</memuse>
<high-use>--</high-use>
<memstat-req>528</memstat-req>
<memstat-size>512,32768</memstat-size>
<memstat-name>ptys</memstat-name>
<inuse>1</inuse>
<memuse>1</memuse>
<high-use>--</high-use>
<memstat-req>1</memstat-req>
<memstat-size>128</memstat-size>
<memstat-name>mbuf_tag</memstat-name>
<inuse>0</inuse>
<memuse>0</memuse>
<high-use>--</high-use>
<memstat-req>23383</memstat-req>
<memstat-size>16</memstat-size>
<memstat-name>soname</memstat-name>
<inuse>115</inuse>
<memuse>12</memuse>
<high-use>--</high-use>
<memstat-req>24712</memstat-req>
<memstat-size>16,32,64,256</memstat-size>
<memstat-name>pcb</memstat-name>
<inuse>216</inuse>
<memuse>33</memuse>
<high-use>--</high-use>
<memstat-req>484</memstat-req>

<memstat-size>16,32,64,128,1024,2048,4096,16384,32768,65536</memstat-size>
<memstat-name>BIO buffer</memstat-name>
<inuse>43</inuse>
<memuse>86</memuse>
<high-use>--</high-use>
<memstat-req>405</memstat-req>
<memstat-size>65536</memstat-size>
<memstat-name>vfscache</memstat-name>
<inuse>1</inuse>
<memuse>256</memuse>
<high-use>--</high-use>
<memstat-req>1</memstat-req>
<memstat-size>65536</memstat-size>
<memstat-name>cluster_save buffer</memstat-name>
<inuse>0</inuse>
<memuse>0</memuse>
<high-use>--</high-use>
<memstat-req>2</memstat-req>
<memstat-size>32,64</memstat-size>
<memstat-name>VFS hash</memstat-name>
<inuse>1</inuse>
<memuse>128</memuse>
<high-use>--</high-use>
<memstat-req>1</memstat-req>
<memstat-size>32,64</memstat-size>
<memstat-name>vnodes</memstat-name>
<inuse>1</inuse>
<memuse>1</memuse>

```

```
<high-use>--</high-use>
<memstat-req>1</memstat-req>
<memstat-size>512</memstat-size>
<memstat-name>mount</memstat-name>
<inuse>290</inuse>
<memuse>23</memuse>
<high-use>--</high-use>
<memstat-req>535</memstat-req>
<memstat-size>16,32,64,128,256,4096,32768</memstat-size>
<memstat-name>vnodemarker</memstat-name>
<inuse>0</inuse>
<memuse>0</memuse>
<high-use>--</high-use>
<memstat-req>498</memstat-req>
<memstat-size>16384</memstat-size>
<memstat-name>pfs_nodes</memstat-name>
<inuse>25</inuse>
<memuse>3</memuse>
<high-use>--</high-use>
<memstat-req>25</memstat-req>
<memstat-size>128</memstat-size>
<memstat-name>pfs_vncache</memstat-name>
<inuse>27</inuse>
<memuse>1</memuse>
<high-use>--</high-use>
<memstat-req>53</memstat-req>
<memstat-size>32</memstat-size>
<memstat-name>STP</memstat-name>
<inuse>1</inuse>
<memuse>1</memuse>
<high-use>--</high-use>
<memstat-req>1</memstat-req>
<memstat-size>64</memstat-size>
<memstat-name>GEOM</memstat-name>
<inuse>146</inuse>
<memuse>11</memuse>
<high-use>--</high-use>
<memstat-req>1042</memstat-req>

<memstat-size>16,32,64,128,256,512,2048,16384,32768,131072</memstat-size>
<memstat-name>syncache</memstat-name>
<inuse>1</inuse>
<memuse>8</memuse>
<high-use>--</high-use>
<memstat-req>1</memstat-req>

<memstat-size>16,32,64,128,256,512,2048,16384,32768,131072</memstat-size>
<memstat-name>tlv_stat</memstat-name>
<inuse>0</inuse>
<memuse>0</memuse>
<high-use>--</high-use>
<memstat-req>8</memstat-req>

<memstat-size>16,32,64,128,256,512,2048,16384,32768,131072</memstat-size>
<memstat-name>NFS_daemon</memstat-name>
<inuse>1</inuse>
<memuse>8</memuse>
<high-use>--</high-use>
<memstat-req>1</memstat-req>

<memstat-size>16,32,64,128,256,512,2048,16384,32768,131072</memstat-size>
```

```

<memstat-name>p1003.1b</memstat-name>
<inuse>1</inuse>
<memuse>1</memuse>
<high-use>--</high-use>
<memstat-req>1</memstat-req>
<memstat-size>16</memstat-size>
<memstat-name>MD disk</memstat-name>
<inuse>10</inuse>
<memuse>20</memuse>
<high-use>--</high-use>
<memstat-req>10</memstat-req>
<memstat-size>65536</memstat-size>
<memstat-name>ata_generic</memstat-name>
<inuse>1</inuse>
<memuse>1</memuse>
<high-use>--</high-use>
<memstat-req>6</memstat-req>
<memstat-size>16,16384,32768</memstat-size>
<memstat-name>ISofs mount</memstat-name>
<inuse>8</inuse>
<memuse>1</memuse>
<high-use>--</high-use>
<memstat-req>15</memstat-req>
<memstat-size>512</memstat-size>
<memstat-name>ISofs node</memstat-name>
<inuse>1440</inuse>
<memuse>135</memuse>
<high-use>--</high-use>
<memstat-req>1457</memstat-req>
<memstat-size>128</memstat-size>
<memstat-name>CAM SIM</memstat-name>
<inuse>1</inuse>
<memuse>1</memuse>
<high-use>--</high-use>
<memstat-req>1</memstat-req>
<memstat-size>64</memstat-size>
<memstat-name>CAM XPT</memstat-name>
<inuse>6</inuse>
<memuse>1</memuse>
<high-use>--</high-use>
<memstat-req>9</memstat-req>
<memstat-size>16,64,16384</memstat-size>
<memstat-name>CAM periph</memstat-name>
<inuse>1</inuse>
<memuse>1</memuse>
<high-use>--</high-use>
<memstat-req>1</memstat-req>
<memstat-size>128</memstat-size>
<memstat-name>ad_driver</memstat-name>
<inuse>1</inuse>
<memuse>1</memuse>
<high-use>--</high-use>
<memstat-req>1</memstat-req>
<memstat-size>256</memstat-size>
<memstat-name>pagedep</memstat-name>
<inuse>1</inuse>
<memuse>32</memuse>
<high-use>--</high-use>
<memstat-req>106</memstat-req>
<memstat-size>64</memstat-size>
<memstat-name>inodedep</memstat-name>

```

```
<inuse>1</inuse>
<memuse>128</memuse>
<high-use>--</high-use>
<memstat-req>464</memstat-req>
<memstat-size>256</memstat-size>
<memstat-name>newblk</memstat-name>
<inuse>1</inuse>
<memuse>1</memuse>
<high-use>--</high-use>
<memstat-req>336</memstat-req>
<memstat-size>64,4096</memstat-size>
<memstat-name>bmsafemap</memstat-name>
<inuse>0</inuse>
<memuse>0</memuse>
<high-use>--</high-use>
<memstat-req>63</memstat-req>
<memstat-size>64</memstat-size>
<memstat-name>allocdirect</memstat-name>
<inuse>0</inuse>
<memuse>0</memuse>
<high-use>--</high-use>
<memstat-req>320</memstat-req>
<memstat-size>128</memstat-size>
<memstat-name>indirdep</memstat-name>
<inuse>0</inuse>
<memuse>0</memuse>
<high-use>--</high-use>
<memstat-req>17</memstat-req>
<memstat-size>32</memstat-size>
<memstat-name>allocindir</memstat-name>
<inuse>0</inuse>
<memuse>0</memuse>
<high-use>--</high-use>
<memstat-req>15</memstat-req>
<memstat-size>64</memstat-size>
<memstat-name>freefrag</memstat-name>
<inuse>0</inuse>
<memuse>0</memuse>
<high-use>--</high-use>
<memstat-req>12</memstat-req>
<memstat-size>32</memstat-size>
<memstat-name>freeblks</memstat-name>
<inuse>0</inuse>
<memuse>0</memuse>
<high-use>--</high-use>
<memstat-req>40</memstat-req>
<memstat-size>2048</memstat-size>
<memstat-name>freefile</memstat-name>
<inuse>0</inuse>
<memuse>0</memuse>
<high-use>--</high-use>
<memstat-req>101</memstat-req>
<memstat-size>32</memstat-size>
<memstat-name>diradd</memstat-name>
<inuse>0</inuse>
<memuse>0</memuse>
<high-use>--</high-use>
<memstat-req>465</memstat-req>
<memstat-size>64</memstat-size>
<memstat-name>mkdir</memstat-name>
<inuse>0</inuse>
```

```

<memuse>0</memuse>
<high-use>--</high-use>
<memstat-req>136</memstat-req>
<memstat-size>32</memstat-size>
<memstat-name>dirrem</memstat-name>
<inuse>0</inuse>
<memuse>0</memuse>
<high-use>--</high-use>
<memstat-req>168</memstat-req>
<memstat-size>32</memstat-size>
<memstat-name>newdirblk</memstat-name>
<inuse>0</inuse>
<memuse>0</memuse>
<high-use>--</high-use>
<memstat-req>1</memstat-req>
<memstat-size>32</memstat-size>
<memstat-name>savedino</memstat-name>
<inuse>0</inuse>
<memuse>0</memuse>
<high-use>--</high-use>
<memstat-req>157</memstat-req>
<memstat-size>512</memstat-size>
<memstat-name>UFS mount</memstat-name>
<inuse>15</inuse>
<memuse>36</memuse>
<high-use>--</high-use>
<memstat-req>15</memstat-req>
<memstat-size>2048,65536,131072</memstat-size>
<memstat-name>ata_dma</memstat-name>
<inuse>2</inuse>
<memuse>1</memuse>
<high-use>--</high-use>
<memstat-req>2</memstat-req>
<memstat-size>256</memstat-size>
<memstat-name>UMAHash</memstat-name>
<inuse>1</inuse>
<memuse>2</memuse>
<high-use>--</high-use>
<memstat-req>4</memstat-req>
<memstat-size>4096,16384,32768,65536</memstat-size>
<memstat-name>cdev</memstat-name>
<inuse>22</inuse>
<memuse>3</memuse>
<high-use>--</high-use>
<memstat-req>22</memstat-req>
<memstat-size>256</memstat-size>
<memstat-name>file desc</memstat-name>
<inuse>141</inuse>
<memuse>32</memuse>
<high-use>--</high-use>
<memstat-req>1583</memstat-req>
<memstat-size>16,1024,2048,16384</memstat-size>
<memstat-name>VM pgdata</memstat-name>
<inuse>2</inuse>
<memuse>65</memuse>
<high-use>--</high-use>
<memstat-req>2</memstat-req>
<memstat-size>64</memstat-size>
<memstat-name>sigio</memstat-name>
<inuse>1</inuse>
<memuse>1</memuse>

```

```
<high-use>--</high-use>
<memstat-req>20</memstat-req>
<memstat-size>32</memstat-size>
<memstat-name>kenv</memstat-name>
<inuse>24</inuse>
<memuse>5</memuse>
<high-use>--</high-use>
<memstat-req>27</memstat-req>
<memstat-size>16,32,64,131072</memstat-size>
<memstat-name>atkbddev</memstat-name>
<inuse>2</inuse>
<memuse>1</memuse>
<high-use>--</high-use>
<memstat-req>2</memstat-req>
<memstat-size>32</memstat-size>
<memstat-name>kqueue</memstat-name>
<inuse>15</inuse>
<memuse>9</memuse>
<high-use>--</high-use>
<memstat-req>19</memstat-req>
<memstat-size>1024,4096,32768</memstat-size>
<memstat-name>proc-args</memstat-name>
<inuse>57</inuse>
<memuse>3</memuse>
<high-use>--</high-use>
<memstat-req>1001</memstat-req>
<memstat-size>16,32,64,128,256,512,1024</memstat-size>
<memstat-name>isadev</memstat-name>
<inuse>21</inuse>
<memuse>2</memuse>
<high-use>--</high-use>
<memstat-req>21</memstat-req>
<memstat-size>64</memstat-size>
<memstat-name>zombie</memstat-name>
<inuse>0</inuse>
<memuse>0</memuse>
<high-use>--</high-use>
<memstat-req>1278</memstat-req>
<memstat-size>128</memstat-size>
<memstat-name>ithread</memstat-name>
<inuse>69</inuse>
<memuse>5</memuse>
<high-use>--</high-use>
<memstat-req>69</memstat-req>
<memstat-size>16,64,256</memstat-size>
<memstat-name>legacydrv</memstat-name>
<inuse>4</inuse>
<memuse>1</memuse>
<high-use>--</high-use>
<memstat-req>4</memstat-req>
<memstat-size>16</memstat-size>
<memstat-name>memdesc</memstat-name>
<inuse>1</inuse>
<memuse>4</memuse>
<high-use>--</high-use>
<memstat-req>1</memstat-req>
<memstat-size>131072</memstat-size>
<memstat-name>nexusdev</memstat-name>
<inuse>2</inuse>
<memuse>1</memuse>
<high-use>--</high-use>
```



```

<memstat-req>2</memstat-req>
<memstat-size>16</memstat-size>
<memstat-name>CAM queue</memstat-name>
<inuse>3</inuse>
<memuse>1</memuse>
<high-use>--</high-use>
<memstat-req>3</memstat-req>
<memstat-size>16</memstat-size>
<memstat-name>$PIR</memstat-name>
<inuse>4</inuse>
<memuse>1</memuse>
<high-use>--</high-use>
<memstat-req>4</memstat-req>
<memstat-size>32</memstat-size>
<memstat-name>KTRACE</memstat-name>
<inuse>100</inuse>
<memuse>10</memuse>
<high-use>--</high-use>
<memstat-req>100</memstat-req>
<memstat-size>128</memstat-size>
<memstat-name>kbdmux</memstat-name>
<inuse>5</inuse>
<memuse>9</memuse>
<high-use>--</high-use>
<memstat-req>5</memstat-req>
<memstat-size>128,2048,65536,131072</memstat-size>
</vmstat-memstat-malloc>
<vmstat-memstat-zone>
  <zone-name>UMA Kegs:</zone-name>
  <zone-size>136</zone-size>
  <count-limit>0</count-limit>
  <used>71</used>
  <free>1</free>
  <zone-req>71</zone-req>
  <zone-name>UMA Zones:</zone-name>
  <zone-size>120</zone-size>
  <count-limit>0</count-limit>
  <used>71</used>
  <free>19</free>
  <zone-req>71</zone-req>
  <zone-name>UMA Slabs:</zone-name>
  <zone-size>64</zone-size>
  <count-limit>0</count-limit>
  <used>490</used>
  <free>41</free>
  <zone-req>579</zone-req>
  <zone-name>UMA RCntSlabs:</zone-name>
  <zone-size>104</zone-size>
  <count-limit>0</count-limit>
  <used>276</used>
  <free>20</free>
  <zone-req>276</zone-req>
  <zone-name>UMA Hash:</zone-name>
  <zone-size>128</zone-size>
  <count-limit>0</count-limit>
  <used>4</used>
  <free>26</free>
  <zone-req>5</zone-req>
  <zone-name>16 Bucket:</zone-name>
  <zone-size>76</zone-size>
  <count-limit>0</count-limit>

```

```
<used>30</used>
<free>20</free>
<zone-req>30</zone-req>
<zone-name>32 Bucket:</zone-name>
<zone-size>140</zone-size>
<count-limit>0</count-limit>
<used>33</used>
<free>23</free>
<zone-req>33</zone-req>
<zone-name>64 Bucket:</zone-name>
<zone-size>268</zone-size>
<count-limit>0</count-limit>
<used>33</used>
<free>9</free>
<zone-req>33</zone-req>
<zone-name>128 Bucket:</zone-name>
<zone-size>524</zone-size>
<count-limit>0</count-limit>
<used>49</used>
<free>0</free>
<zone-req>49</zone-req>
<zone-name>VM OBJECT:</zone-name>
<zone-size>128</zone-size>
<count-limit>0</count-limit>
<used>2111</used>
<free>79</free>
<zone-req>25214</zone-req>
<zone-name>MAP:</zone-name>
<zone-size>160</zone-size>
<count-limit>0</count-limit>
<used>7</used>
<free>41</free>
<zone-req>7</zone-req>
<zone-name>KMAP ENTRY:</zone-name>
<zone-size>68</zone-size>
<count-limit>35336</count-limit>
<used>19</used>
<free>149</free>
<zone-req>2397</zone-req>
<zone-name>MAP ENTRY:</zone-name>
<zone-size>68</zone-size>
<count-limit>0</count-limit>
<used>2031</used>
<free>153</free>
<zone-req>62417</zone-req>
<zone-name>PV ENTRY:</zone-name>
<zone-size>24</zone-size>
<count-limit>509095</count-limit>
<used>57177</used>
<free>6333</free>
<zone-req>1033683</zone-req>
<zone-name>DP fakepg:</zone-name>
<zone-size>72</zone-size>
<count-limit>0</count-limit>
<used>0</used>
<free>0</free>
<zone-req>0</zone-req>
<zone-name>mt_zone:</zone-name>
<zone-size>64</zone-size>
<count-limit>0</count-limit>
<used>238</used>
```

```
<free>57</free>
<zone-req>238</zone-req>
<zone-name>16:</zone-name>
<zone-size>16</zone-size>
<count-limit>0</count-limit>
<used>2114</used>
<free>119</free>
<zone-req>80515</zone-req>
<zone-name>32:</zone-name>
<zone-size>32</zone-size>
<count-limit>0</count-limit>
<used>1335</used>
<free>134</free>
<zone-req>10259</zone-req>
<zone-name>64:</zone-name>
<zone-size>64</zone-size>
<count-limit>0</count-limit>
<used>3529</used>
<free>129</free>
<zone-req>29110</zone-req>
<zone-name>96:</zone-name>
<zone-size>96</zone-size>
<count-limit>0</count-limit>
<used>2062</used>
<free>58</free>
<zone-req>4365</zone-req>
<zone-name>112:</zone-name>
<zone-size>112</zone-size>
<count-limit>0</count-limit>
<used>361</used>
<free>164</free>
<zone-req>24613</zone-req>
<zone-name>128:</zone-name>
<zone-size>128</zone-size>
<count-limit>0</count-limit>
<used>359</used>
<free>61</free>
<zone-req>942</zone-req>
<zone-name>160:</zone-name>
<zone-size>160</zone-size>
<count-limit>0</count-limit>
<used>364</used>
<free>44</free>
<zone-req>577</zone-req>
<zone-name>224:</zone-name>
<zone-size>224</zone-size>
<count-limit>0</count-limit>
<used>422</used>
<free>20</free>
<zone-req>1950</zone-req>
<zone-name>256:</zone-name>
<zone-size>256</zone-size>
<count-limit>0</count-limit>
<used>204</used>
<free>36</free>
<zone-req>1225</zone-req>
<zone-name>288:</zone-name>
<zone-size>288</zone-size>
<count-limit>0</count-limit>
<used>2</used>
<free>24</free>
```

```
<zone-req>10</zone-req>
<zone-name>512:</zone-name>
<zone-size>512</zone-size>
<count-limit>0</count-limit>
<used>49</used>
<free>7</free>
<zone-req>911</zone-req>
<zone-name>1024:</zone-name>
<zone-size>1024</zone-size>
<count-limit>0</count-limit>
<used>213</used>
<free>11</free>
<zone-req>1076</zone-req>
<zone-name>2048:</zone-name>
<zone-size>2048</zone-size>
<count-limit>0</count-limit>
<used>199</used>
<free>113</free>
<zone-req>640</zone-req>
<zone-name>4096:</zone-name>
<zone-size>4096</zone-size>
<count-limit>0</count-limit>
<used>144</used>
<free>7</free>
<zone-req>2249</zone-req>
<zone-name>Files:</zone-name>
<zone-size>72</zone-size>
<count-limit>0</count-limit>
<used>665</used>
<free>77</free>
<zone-req>16457</zone-req>
<zone-name>MAC labels:</zone-name>
<zone-size>20</zone-size>
<count-limit>0</count-limit>
<used>3998</used>
<free>227</free>
<zone-req>21947</zone-req>
<zone-name>PROC:</zone-name>
<zone-size>544</zone-size>
<count-limit>0</count-limit>
<used>116</used>
<free>10</free>
<zone-req>1394</zone-req>
<zone-name>THREAD:</zone-name>
<zone-size>416</zone-size>
<count-limit>0</count-limit>
<used>127</used>
<free>17</free>
<zone-req>131</zone-req>
<zone-name>KSEGRP:</zone-name>
<zone-size>88</zone-size>
<count-limit>0</count-limit>
<used>127</used>
<free>73</free>
<zone-req>131</zone-req>
<zone-name>UPCALL:</zone-name>
<zone-size>44</zone-size>
<count-limit>0</count-limit>
<used>0</used>
<free>0</free>
<zone-req>0</zone-req>
```

```

<zone-name>SLEEPQUEUE:</zone-name>
<zone-size>32</zone-size>
<count-limit>0</count-limit>
<used>145</used>
<free>194</free>
<zone-req>145</zone-req>
<zone-name>VMSPACE:</zone-name>
<zone-size>268</zone-size>
<count-limit>0</count-limit>
<used>57</used>
<free>13</free>
<zone-req>1335</zone-req>
<zone-name>mbuf_packet:</zone-name>
<zone-size>256</zone-size>
<count-limit>180000</count-limit>
<used>256</used>
<free>128</free>
<zone-req>49791</zone-req>
<zone-name>mbuf:</zone-name>
<zone-size>256</zone-size>
<count-limit>180000</count-limit>
<used>50</used>
<free>466</free>
<zone-req>105183</zone-req>
<zone-name>mbuf_cluster:</zone-name>
<zone-size>2048</zone-size>
<count-limit>25190</count-limit>
<used>387</used>
<free>165</free>
<zone-req>5976</zone-req>
<zone-name>mbuf_jumbo_pagesize:</zone-name>
<zone-size>4096</zone-size>
<count-limit>0</count-limit>
<used>0</used>
<free>0</free>
<zone-req>0</zone-req>
<zone-name>mbuf_jumbo_9k:</zone-name>
<zone-size>9216</zone-size>
<count-limit>0</count-limit>
<used>0</used>
<free>0</free>
<zone-req>0</zone-req>
<zone-name>mbuf_jumbo_16k:</zone-name>
<zone-size>16384</zone-size>
<count-limit>0</count-limit>
<used>0</used>
<free>0</free>
<zone-req>0</zone-req>
<zone-name>ACL_UMA_zone:</zone-name>
<zone-size>388</zone-size>
<count-limit>0</count-limit>
<used>0</used>
<free>0</free>
<zone-req>0</zone-req>
<zone-name>g_bio:</zone-name>
<zone-size>132</zone-size>
<count-limit>0</count-limit>
<used>0</used>
<free>174</free>
<zone-req>69750</zone-req>
<zone-name>ata_request:</zone-name>

```

```
<zone-size>200</zone-size>
<count-limit>0</count-limit>
<used>0</used>
<free>57</free>
<zone-req>5030</zone-req>
<zone-name>ata_composite:</zone-name>
<zone-size>192</zone-size>
<count-limit>0</count-limit>
<used>0</used>
<free>0</free>
<zone-req>0</zone-req>
<zone-name>GENCFG:</zone-name>
<zone-size>72</zone-size>
<count-limit>1000004</count-limit>
<used>57</used>
<free>102</free>
<zone-req>57</zone-req>
<zone-name>VNODE:</zone-name>
<zone-size>292</zone-size>
<count-limit>0</count-limit>
<used>2718</used>
<free>25</free>
<zone-req>2922</zone-req>
<zone-name>VNODEPOLL:</zone-name>
<zone-size>72</zone-size>
<count-limit>0</count-limit>
<used>0</used>
<free>0</free>
<zone-req>0</zone-req>
<zone-name>S VFS Cache:</zone-name>
<zone-size>68</zone-size>
<count-limit>0</count-limit>
<used>2500</used>
<free>76</free>
<zone-req>3824</zone-req>
<zone-name>L VFS Cache:</zone-name>
<zone-size>291</zone-size>
<count-limit>0</count-limit>
<used>51</used>
<free>14</free>
<zone-req>63</zone-req>
<zone-name>NAMEI:</zone-name>
<zone-size>1024</zone-size>
<count-limit>0</count-limit>
<used>0</used>
<free>8</free>
<zone-req>53330</zone-req>
<zone-name>NFSMOUNT:</zone-name>
<zone-size>480</zone-size>
<count-limit>0</count-limit>
<used>0</used>
<free>0</free>
<zone-req>0</zone-req>
<zone-name>NFSNODE:</zone-name>
<zone-size>460</zone-size>
<count-limit>0</count-limit>
<used>0</used>
<free>0</free>
<zone-req>0</zone-req>
<zone-name>PIPE:</zone-name>
<zone-size>404</zone-size>
```

```

<count-limit>0</count-limit>
<used>27</used>
<free>9</free>
<zone-req>717</zone-req>
<zone-name>KNOTE:</zone-name>
<zone-size>72</zone-size>
<count-limit>0</count-limit>
<used>42</used>
<free>64</free>
<zone-req>3311</zone-req>
<zone-name>socket:</zone-name>
<zone-size>412</zone-size>
<count-limit>25191</count-limit>
<used>343</used>
<free>8</free>
<zone-req>2524</zone-req>
<zone-name>unpcb:</zone-name>
<zone-size>140</zone-size>
<count-limit>25200</count-limit>
<used>170</used>
<free>26</free>
<zone-req>2157</zone-req>
<zone-name>ipq:</zone-name>
<zone-size>52</zone-size>
<count-limit>216</count-limit>
<used>0</used>
<free>0</free>
<zone-req>0</zone-req>
<zone-name>udpcb:</zone-name>
<zone-size>232</zone-size>
<count-limit>25194</count-limit>
<used>19</used>
<free>32</free>
<zone-req>31</zone-req>
<zone-name>inpcb:</zone-name>
<zone-size>232</zone-size>
<count-limit>25194</count-limit>
<used>40</used>
<free>28</free>
<zone-req>105</zone-req>
<zone-name>tcpcb:</zone-name>
<zone-size>520</zone-size>
<count-limit>25193</count-limit>
<used>40</used>
<free>16</free>
<zone-req>105</zone-req>
<zone-name>tcptw:</zone-name>
<zone-size>56</zone-size>
<count-limit>5092</count-limit>
<used>0</used>
<free>0</free>
<zone-req>0</zone-req>
<zone-name>syncache:</zone-name>
<zone-size>128</zone-size>
<count-limit>15360</count-limit>
<used>0</used>
<free>60</free>
<zone-req>55</zone-req>
<zone-name>tcpreass:</zone-name>
<zone-size>20</zone-size>
<count-limit>1690</count-limit>

```

```

<used>0</used>
<free>0</free>
<zone-req>0</zone-req>
<zone-name>sackhole:</zone-name>
<zone-size>20</zone-size>
<count-limit>0</count-limit>
<used>0</used>
<free>0</free>
<zone-req>0</zone-req>
<zone-name>ripcb:</zone-name>
<zone-size>232</zone-size>
<count-limit>25194</count-limit>
<used>5</used>
<free>29</free>
<zone-req>5</zone-req>
<zone-name>SWAPMETA:</zone-name>
<zone-size>276</zone-size>
<count-limit>94948</count-limit>
<used>0</used>
<free>0</free>
<zone-req>0</zone-req>
<zone-name>FFS inode:</zone-name>
<zone-size>132</zone-size>
<count-limit>0</count-limit>
<used>1146</used>
<free>72</free>
<zone-req>1306</zone-req>
<zone-name>FFS1 dinode:</zone-name>
<zone-size>128</zone-size>
<count-limit>0</count-limit>
<used>1146</used>
<free>24</free>
<zone-req>1306</zone-req>
<zone-name>FFS2 dinode:</zone-name>
<zone-size>256</zone-size>
<count-limit>0</count-limit>
<used>0</used>
<free>0</free>
<zone-req>0</zone-req>
</vmstat-memstat-zone>
<vmstat-sumstat>
  <cpu-context-switch>934906</cpu-context-switch>
  <dev-intr>1707986</dev-intr>
  <soft-intr>33819</soft-intr>
  <traps>203604</traps>
  <sys-calls>1200636</sys-calls>
  <kernel-thrds>60</kernel-thrds>
  <fork-calls>1313</fork-calls>
  <vfork-calls>21</vfork-calls>
  <rfork-calls>0</rfork-calls>
  <swap-pageins>0</swap-pageins>
  <swap-pagedin>0</swap-pagedin>
  <swap-pageouts>0</swap-pageouts>
  <swap-pagedout>0</swap-pagedout>
  <vnode-pageins>23094</vnode-pageins>
  <vnode-pagedin>23119</vnode-pagedin>
  <vnode-pageouts>226</vnode-pageouts>
  <vnode-pagedout>3143</vnode-pagedout>
  <page-daemon-wakeup>0</page-daemon-wakeup>
  <page-daemon-examined-pages>0</page-daemon-examined-pages>
  <pages-reactivated>8821</pages-reactivated>

```



```

<copy-on-write-faults>48364</copy-on-write-faults>
<copy-on-write-optimized-faults>31</copy-on-write-optimized-faults>
<zero-fill-pages-zeroed>74665</zero-fill-pages-zeroed>
<zero-fill-pages-prezeroed>70061</zero-fill-pages-prezeroed>
<transit-blocking-page-faults>85</transit-blocking-page-faults>
<total-vm-faults>191824</total-vm-faults>

<pages-affected-by-kernel-thrd-creat>0</pages-affected-by-kernel-thrd-creat>
<pages-affected-by-fork>95343</pages-affected-by-fork>
<pages-affected-by-vfork>3526</pages-affected-by-vfork>
<pages-affected-by-rfork>0</pages-affected-by-rfork>
<pages-freed>221502</pages-freed>
<pages-freed-by-daemon>0</pages-freed-by-daemon>
<pages-freed-by-exiting-proc>75630</pages-freed-by-exiting-proc>
<pages-active>45826</pages-active>
<pages-inactive>13227</pages-inactive>
<pages-in-vm-cache>49278</pages-in-vm-cache>
<pages-wired-down>10640</pages-wired-down>
<pages-free>70706</pages-free>
<bytes-per-page>4096</bytes-per-page>
<swap-pages-used>0</swap-pages-used>
<peak-swap-pages-used>0</peak-swap-pages-used>
<total-name-lookups>214496</total-name-lookups>
<positive-cache-hits>92</positive-cache-hits>
<negative-cache-hits>5</negative-cache-hits>
<pass2>0</pass2>
<cache-deletions>0</cache-deletions>
<cache-falsehits>0</cache-falsehits>
<toolong>0</toolong>
</vmstat-sumstat>
<vmstat-intr>
  <intr-name>irq0: clk          </intr-name>
  <intr-cnt>1243455</intr-cnt>
  <intr-rate>999</intr-rate>
  <intr-name>irq4: sio0        </intr-name>
  <intr-cnt>1140</intr-cnt>
  <intr-rate>0</intr-rate>
  <intr-name>irq8: rtc         </intr-name>
  <intr-cnt>159164</intr-cnt>
  <intr-rate>127</intr-rate>
  <intr-name>irq9: cbb1 fxp0    </intr-name>
  <intr-cnt>28490</intr-cnt>
  <intr-rate>22</intr-rate>
  <intr-name>irq10: fxp1       </intr-name>
  <intr-cnt>20593</intr-cnt>
  <intr-rate>16</intr-rate>
  <intr-name>irq14: ata0       </intr-name>
  <intr-cnt>5031</intr-cnt>
  <intr-rate>4</intr-rate>
  <intr-name>Total</intr-name>
  <intr-cnt>1457873</intr-cnt>
  <intr-rate>1171</intr-rate>
</vmstat-intr>
<vm-kernel-state>
  <vm-kmem-map-free>248524800</vm-kmem-map-free>
</vm-kernel-state>
</system-virtual-memory-information>
<cli>
  <banner></banner>
</cli>
</rpc-reply>

```

```

regress@hager> show system virtual-memory
      Type InUse MemUse HighUse Requests Size(s)
      mtx_pool      1      8K      -          1 (F4p)
      DEVFS         63      2K      -          64 16,128
      subproc       282    559K      -    2131 32768,8388608
      proc          2      1K      -          2 262144
      session       6      1K      -         19 2048
      pgrp          9      1K      -         25 128
      cred         35      5K      -    38288 1024
      uidinfo       4      1K      -         10 32,128
      plimit       31      8K      -        189 32768
      sysctltmp      0      0K      -       981 16,32,64,32768
      sysctlroid    862    23K      -       862 16,32,64
      umtx         189      9K      -       189 64
      ifa_list      14      1K      -        14 16
      vpls_lc_instance 1      2K      -         1 4194304
      ifl_tlv_info   1      1K      -          1 16
      mesh-group     4      1K      -          4 256
      rtmsg         0      0K      -       1021 8388608
      idl           1     20K      -       186 32,64,512,4096,65536,8388608
      gencfg       569   2777K      -       626
16,32,64,128,256,512,1024,2048,4096,8192,1048576,2097152,4194304
      pfestat      123    34K      -       626 16,32,4096,16384,4194304,8388608
      pic          4      2K      -          4 32,64,256,2097152
      ifservice     1      1K      -          1 32
      lr           1      1K      -          1 1048576
      itable64      1      1K      -          1 2048
      itable32     189    12K      -       189 128
      itable16     372    72K      -       378 4096,262144
      ifstate     3072   113K      -      3506
16,64,128,256,512,1024,2048,4096,8192,32768,1048576,2097152,4194304
      pfe_ipc       0      0K      -      1766
16,32,64,128,256,512,1024,4096,8192,16384,32768,524288,1048576,2097152,4194304,8388608

      mkey         568      9K      -      7615 16,256
      socket        2      1K      -          2 16
      ifaddr       27      2K      -         27 128
      sysctl       23      6K      -     43074 16,32,64,128,262144,1048576,2097152

      rtable       115    17K      -       117 16,32,256,512,4096,8192,1048576
      ifmaddr      40      2K      -         40 16,32
      ipfw         48    25K      -        103
16,32,64,256,1024,4096,16384,32768,262144,524288,1048576,2097152,4194304,8388608

      rtdata        1      1K      -          1 32
      ifstat       109   158K      -        156
32,512,2048,16384,32768,1048576,8388608
      ifdevice      5      3K      -          5 16,2097152
      rcache        4      8K      -          4 4194304
      rnode        56      2K      -         58 16,32
      metrics       3      1K      -          4 1024
      rtnexthop    126    17K      -       126 16,32,2048,4096,8192,16384,32768,65536

      iffamilly     31      4K      -         31 16,32,2048,4096
      iflogical     18      5K      -         18 16,128,65536,1048576
      NULLFS node   14      1K      -       3102 16
      NULLFS hash    1      1K      -          1 128
      bus-sc       19      8K      -          82
16,64,128,1024,2048,4096,8192,16384,262144,524288,1048576,2097152,4194304,8388608

```

bus	256	35K	-	425	16, 32, 64, 128, 512, 2097152
devstat	10	21K	-	10	16, 8388608
eventhandler	72	4K	-	72	32, 256, 512
NULLFS mount	6	1K	-	6	16
kobj	72	144K	-	78	4194304
pfs_nodes	25	2K	-	25	256
pfs_vncache	41	2K	-	81	32
rman	38	3K	-	43	16, 32, 256
CAM dev queue	2	1K	-	2	128
sbuf	0	0K	-	427	16, 32, 128, 2048, 2097152
GEOM	142	15K	-	725	
16, 32, 128, 256, 512, 1024, 2048, 16384, 1048576, 2097152					
ISOFS node	4780	449K	-	4780	512
taskqueue	9	1K	-	9	16, 256
turnstiles	190	12K	-	190	128
Unitno	6	1K	-	8	16, 64
iov	0	0K	-	72731	16, 32, 64, 128, 256, 512, 1024, 2048
ioctlops	0	0K	-	12180	
16, 64, 65536, 524288, 1048576, 2097152, 4194304, 8388608					
msg	4	25K	-	4	2097152, 8388608
sem	4	7K	-	4	1048576, 2097152, 8388608
shm	13	76K	-	17	8388608
ttys	157	22K	-	892	2048, 2097152
ptys	1	1K	-	1	512
mbuf_tag	6	1K	-	7293	32, 128
pcb	483	111K	-	2577	
16, 32, 64, 128, 256, 8192, 16384, 65536, 262144, 1048576, 2097152, 4194304, 8388608					
soname	164	18K	-	22803	16, 32, 64, 128, 1024
BIO buffer	102	204K	-	1066	4194304
vfscache	1	512K	-	1	4194304
cluster_save buffer	0	0K	-	40	32, 64
VFS hash	1	256K	-	1	32, 64
vnodes	1	1K	-	1	2048
vnodemarker	0	0K	-	729	524288
mount	226	25K	-	337	16, 32, 64, 512, 1024, 262144, 2097152
ISOFS mount	1	1K	-	1	2048
ifl_idx_mgr	1	1K	-	1	128
CAM queue	7	1K	-	25	16
MD sectors	32	128K	-	32	8388608
MD disk	36	9K	-	36	16, 4194304
CAM SIM	2	1K	-	2	64
CAM periph	3	1K	-	4	256
jlist	1	1K	-	1	64
STP	31	7K	-	31	16, 1024, 2048, 1048576
cdev	26	4K	-	26	1024
synccache	1	8K	-	1	1024
CAM XPT	15	3K	-	46	16, 64, 262144, 1048576, 2097152
tlv_stat	0	0K	-	87	16, 64, 262144, 1048576, 2097152
Aggregator	2	1K	-	2	256
sigio	2	1K	-	3	32
Bridge Domain	4	2K	-	4	16, 1048576
p1003.1b	1	1K	-	1	16
filedesc	176	39K	-	2234	16, 4096, 16384, 1048576, 2097152
kenv	50	6K	-	58	16, 32, 64, 128, 512, 8388608
kqueue	27	13K	-	59	32, 4096, 262144, 2097152
proc-args	69	3K	-	1472	
16, 32, 64, 128, 256, 512, 1024, 2048, 4096, 8192					
zombie	1	1K	-	1850	256
entropy	1024	48K	-	1024	64
ithread	45	3K	-	45	16, 64, 2048
UART	3	2K	-	3	128, 1048576, 2097152

KTRACE	101	8K	-	101	256
USBdev	4	1K	-	11	16,512,1048576
newblk	1	1K	-	1	262144
inodedep	1	256K	-	1	262144
pagedep	1	64K	-	1	262144
UFS mount	18	38K	-	30	65536,4194304,8388608
linker	212	240K	-	325	
16,32,64,128,256,512,1024,2048,4096,8192,16384,32768,65536,262144,524288,1048576,2097152,4194304,8388608					
UMAHash	2	17K	-	10	262144,1048576,2097152,4194304,8388608
lockf	89	6K	-	19507	128
USB	134	10K	-	25616	16,32,64,128,1024,8192,262144,4194304
VM pgdata	1	256K	-	1	16,32,64,128,1024,8192,262144,4194304
temp	4384	656K	-	9085	
16,32,64,256,512,1024,2048,4096,65536,262144,1048576,2097152,4194304,8388608					
devbuf	290	1556K	-	415	
16,32,64,128,256,1024,2048,4096,8192,1048576,2097152,4194304,8388608					
cache	2	1K	-	2	16384
DEVFS1	79	18K	-	80	32768
DEVFS3	326	39K	-	327	1024
DEVFS2	79	2K	-	228	16
module	186	12K	-	186	64,128
gresstatevarlog	1	96K	-	1	64,128
DEVFS_RULE	5	1K	-	5	32,262144
KATS	0	0K	-	11	16,32,64,256
crypto	1	1K	-	1	1048576
Export Host	2	2K	-	2	2097152
inpcbpolicy	118	2K	-	790	16
ipsecpolicy	236	37K	-	1580	4096
ITEM	SIZE	LIMIT	USED	FREE	REQUESTS
UMA Kegs:	136,	0,	80,	16,	80
UMA Zones:	392,	0,	80,	1,	80
UMA Slabs:	64,	0,	3588,	129,	5170
UMA RCntSlabs:	104,	0,	147,	1,	147
UMA Hash:	128,	0,	5,	25,	7
16 Bucket:	76,	0,	37,	13,	53
32 Bucket:	140,	0,	31,	25,	53
64 Bucket:	268,	0,	37,	5,	82
128 Bucket:	524,	0,	98,	0,	649
VM OBJECT:	136,	0,	8074,	394,	42585
MAP:	168,	0,	8,	15,	8
KMAP ENTRY:	72,	35828,	31,	181,	9422
MAP ENTRY:	72,	0,	5354,	900,	121777
PV ENTRY:	28,	700278,	148072,	12075,	1346404
DP fakepg:	88,	0,	1,	87,	1
mt_zone:	768,	0,	261,	119,	261
16:	16,	0,	4817,	258,	61005
32:	32,	0,	700,	91,	45307
48:	48,	0,	1752,	120,	73638
64:	64,	0,	830,	114,	27311
80:	80,	0,	458,	70,	3204
96:	96,	0,	9523,	37,	9655
120:	120,	0,	694,	74,	56623
128:	128,	0,	337,	113,	1230
160:	160,	0,	512,	16,	2000
176:	176,	0,	123,	9,	178
208:	208,	0,	351,	29,	2390
232:	232,	0,	270,	19,	466

```

240:          240,      0,      22,      26,      1478
248:          248,      0,      0,      0,      0
256:          256,      0,     210,     15,     253
296:          296,      0,      8,     18,     753
512:          512,      0,     113,      7,     564
1024:         1024,      0,     146,     10,     974
2048:         2048,      0,     239,    577,    5805
4096:         4096,      0,     367,      7,    4011
Files:         80,      0,    1030,     74,   47744
MAC labels:    20,      0,    8479,    140,   67133
PROC:         632,      0,     130,     20,    1979
THREAD:        524,      0,     175,     14,     175
KSEGRP:        100,      0,     175,     35,     175
UPCALL:        44,      0,      0,      0,      0
SLEEPQUEUE:    32,      0,     190,    149,     190
VMSPACE:       328,      0,      68,     28,    1917
mbuf_packet:   256,    88200,      0,    128,    9045
mbuf:          256,    88200,     57,    595,   187328
mbuf_cluster: 2048,   22048,    132,    162,    7694
mbuf_jumbo_pagesize: 4096,      0,      0,      0,      0
mbuf_jumbo_9k: 9216,      0,      0,      0,      0
mbuf_jumbo_16k: 16384,      0,      0,      0,      0
g_bio:         144,      0,      0,    297,   87407
ata_request:   224,      0,      0,      0,      0
ata_composite: 192,      0,      0,      0,      0
GENCFG:        72,   1000004,    249,     69,     266
VNODE:         272,      0,    6149,     11,    9449
VNODEPOLL:     72,      0,      0,      0,      0
NAMEI:        1024,      0,      0,     36,   125321
S VFS Cache:   68,      0,    6099,     61,    7466
L VFS Cache:   291,      0,    224,     23,     228
NFSMOUNT:      488,      0,      0,      0,      0
NFSNODE:       472,      0,      0,      0,      0
PIPE:          404,      0,      69,     12,    1198
KNOTE:         72,      0,    106,     53,   18201
socket:        376,    22050,    566,     14,    7613
unpcb:         144,    22059,    258,     39,    5877
ipq:           52,     216,      0,      0,      0
udp_inpcb:     272,    22050,     21,     21,     43
tcp_inpcb:     272,    22050,     91,      7,    743
tcpcb:         704,    22050,     91,     14,    743
sackhole:      20,      0,      0,      0,      0
tcptw:         60,     4410,      0,      0,      0
syncache:     128,    15360,      0,     60,     25
tcpreass:      20,     1521,      0,      0,      0
ripcb:         272,    22050,      8,     20,      8
SWAPMETA:     280,   322518,      0,      0,      0
FFS inode:     144,      0,    1222,     20,    1387
FFS1 dinode:   128,      0,    1222,      8,    1387
FFS2 dinode:   256,      0,      0,      0,      0
md0:           512,      0,   20183,     17,   20183
cryptop:       64,      0,      0,      0,      0
cryptodesc:    56,      0,      0,      0,      0
md3:           512,      0,     18,      6,      18

7497039 cpu context switches
5325569 device interrupts
4299293 software interrupts
0 traps
7483223 system calls
63 kernel threads created
1896 fork() calls

```

```
20 vfork() calls
0 rfork() calls
0 swap pager pageins
0 swap pager pages paged in
0 swap pager pageouts
0 swap pager pages paged out
27971 vnode pager pageins
30458 vnode pager pages paged in
551 vnode pager pageouts
5527 vnode pager pages paged out
0 page daemon wakeups
0 pages examined by the page daemon
25370 pages reactivated
173201 copy-on-write faults
36 copy-on-write optimized faults
135659 zero fill pages zeroed
127984 zero fill pages prezeroed
224 intransit blocking page faults
462029 total VM faults taken
0 pages affected by kernel thread creation
780640 pages affected by fork()
4850 pages affected by vfork()
0 pages affected by rfork()
401993 pages freed
0 pages freed by daemon
201585 pages freed by exiting process
71208 pages active
35957 pages inactive
100195 pages in VM cache
399107 pages wired down
411743 pages free
4096 bytes per page
0 swap pages used
0 peak swap pages used
310371 total name lookups
    cache hits (86% pos + 10% neg) system 0% per-directory
    deletions 0%, falsehits 0%, toolong 0%
interrupt                total    rate
clock                    3651206  3990
uart                     67064    73
IPI                      819301   895
Totalodesc:              4537571  4959
vm.kmem_map_free: 391446528
```

## show task

<b>Syntax</b>	<pre>show task   &lt;logical-system (all   <i>logical-system-name</i>)&gt;   &lt;<i>task-name</i>&gt;   io   logical-system-mux   memory   replication   snooping   summary</pre>
<b>Release Information</b>	Command introduced before Junos OS Release 7.4.
<b>Description</b>	Display routing protocol tasks on the Routing Engine.
<b>Options</b>	<p><b>none</b>—Display all routing protocol tasks on the Routing Engine.</p> <p><b>logical-system (all   <i>logical-system-name</i>)</b>—(Optional) Perform this operation on all logical systems or on a particular logical system.</p> <p><b>logical-system-mux</b>— Display the logical router multiplexer process (lrmuxd) per-task information.</p> <p><b><i>task-name</i></b>—(Optional) Display information about running tasks for all tasks whose name begins with this string (for example, <b>BGP_Group_69_153</b> and <b>BGP_Group_70_153</b> are both displayed when you run the <b>show task BGP_Group</b> command).</p> <p><b>io</b>— Show i/o statistics for all tasks displayed.</p> <p><b>memory</b>— Show memory statistics for all tasks displayed.</p> <p><b>replication</b>— Show only replication tasks.</p> <p><b>snooping</b>— Show only snooping tasks.</p> <p><b>summary</b>— (Optional) Display summary information about running tasks.</p>
<b>Required Privilege Level</b>	view
<b>Related Documentation</b>	<ul style="list-style-type: none"> <li>• <a href="#">show task io on page 712</a></li> <li>• <a href="#">show task logical-system-mux on page 714</a></li> <li>• <a href="#">show task memory on page 716</a></li> </ul>
<b>List of Sample Output</b>	<a href="#">show task on page 710</a>
<b>Output Fields</b>	<a href="#">Table 21 on page 710</a> describes the output fields for the <b>show task</b> command. Output fields are listed in the approximate order in which they appear.

Table 21: show task Output Fields

Field Name	Field Description
<b>Pri</b>	Current priority of the process. A lower number indicates a higher priority.
<b>Task Name</b>	Name of the task.
<b>Pro</b>	IP protocol number associated with the process.
<b>Port</b>	TCP or UDP port number associated with the task.
<b>So</b>	Socket number of the task.
<b>Flags</b>	Flags for the task: <ul style="list-style-type: none"> <li>• <b>Accept</b>—Task is waiting for incoming connections.</li> <li>• <b>Connect</b>—Task is waiting for a connection to be completed.</li> <li>• <b>Delete</b>—Task has been deleted and is being cleaned up.</li> <li>• <b>LowPrio</b>— Task will be dispatched to read its socket after other higher-priority tasks.</li> </ul>

## Sample Output

### show task

```

user@host> show task
Pri Task Name                               Pro  Port  So  Flags
10 IF
15 LABEL
15 ISO
15 INET                                     7
20 Aggregate
20 RT
30 ICMP                                   1    9
39 ISIS I/O                             12
40 IS-IS                                10
40 BGP RT Background                     <LowPrio>
40 BGP.0.0.0.0+179                       179 15 <Accept LowPrio>
50 BGP_69.192.168.201.234+179            179 17 <LowPrio>
50 BGP_70.192.168.201.233+179            179 16 <LowPrio>
50 BGP_Group_69_153                      <LowPrio>
50 BGP_Group_70_153                      <LowPrio>
50 ASPaths
60 KRT                                   255    1
60 Redirect
70 MGMT.local                            14 <LowPrio>
70 MGMT_Listen./var/run/rpd_mgmt          13 <Accept LowPrio>
70 SNMP_Subagent./var/run/sub_rpd.sock    8 <LowPrio>
40 KRT IO task                           {krtio-th}
40 krtio-th                             {krtio-th}
60 krt solic client                       255   85 <ReadDisableWriteDisable>
{krtio-th}
13 rsvp-iobagent./var/run/sub_rpd.sock    46 <WriteDisable> {rsvp-io}
80 jtrace_jthr_task                       255   85 {TraceThread}

```





## show task io

**List of Syntax** [Syntax on page 712](#)  
[Syntax \(EX Series Switches\) on page 712](#)

**Syntax** show task io  
<logical-system (all | *logical-system-name*)>

**Syntax (EX Series Switches)** show task io

**Release Information** Command introduced before Junos OS Release 7.4.  
Command introduced in Junos OS Release 9.0 for EX Series switches.

**Description** Display I/O statistics for routing protocol tasks on the Routing Engine.

**Options** **none**—Display I/O statistics for routing protocol tasks on the Routing Engine.  
**logical-system (all | *logical-system-name*)**—(Optional) Perform this operation on all logical systems or on a particular logical system.

**Required Privilege Level** view

**List of Sample Output** [show task io on page 713](#)

**Output Fields** [Table 22 on page 712](#) describes the output fields for the **show task io** command. Output fields are listed in the approximate order in which they appear.

**Table 22: show task io Output Fields**

Field Name	Field Description
Task Name	Name of the task.
Reads	Number of input ready notifications.
Writes	Number of output ready notifications.
Rcvd	Number of requests to the kernel for input.
Sent	Number of requests to the kernel for output.
Dropped	Number of sent requests that failed.

## Sample Output

show task io

```

user@host> show task io
Task Name                               Reads  Writes  Rcvd    Sent  Dropped
LMP Client                             1      1      0       0     0
IF                                      0      0      0       0     0
INET6                                  0      0      0       0     0
INET                                    0      0      0       0     0
ISO                                    0      0      0       0     0
Memory                                0      0      0       0     0
RPD Unix Domain Server./var/ru         0      0      0       0     0
RPD Unix Domain Server./var/ru         1      0      0       0     0
RPD Unix Domain Server./var/ru         2      0      0       0     0
RPD Server.0.0.0.0+666                  0      0      0       0     0
Aggregate                              0      0      0       0     0
RT                                      0      0      0       0     0
ICMP                                    0      0      0       0     0
Router-Advertisement                    0      0      0       0     0
ICMPv6                                 0      0      0       0     0
IS-IS I/O./var/run/ppmd_control        1307    1      0       0     0
l2vpn global task                      0      0      0       0     0
IS-IS                                   0      0      0       0     0
BFD I/O./var/run/bfdd_control          1307    1      0       0     0
TED                                    0      0      0       0     0
ASPaths                                0      0      0       0     0
Resolve tree 1                         0      0      0       0     0
KStat                                  0      0      0       0     0
KRT Request                            0      0      63      0     0
KRT Ifstate                            106     0     295      0     0
KRT                                     0      0      0       0     0
Redirect                               0      0      0       0     0
KRT IO task                            0      0      0       0     0
  {krtio-th}
krtio-th                               0      0      0       0     0
  {krtio-th}
krt solic client                        0      1      0       0     0
  {krtio-th}
rsvp-io                                83826   0    117827  139682  0
  {rsvp-io}
jtrace_jthr_task                        0      0      0       0     0
  {TraceThread}

...

```

## show task logical-system-mux

<b>Syntax</b>	<pre>show task logical-system-mux &lt;task-name&gt; io memory replication summary</pre>
<b>Release Information</b>	Command introduced in Junos OS Release 13.3.
<b>Description</b>	Display the logical router multiplexer process (lrmuxd) per-task information.
<b>Options</b>	<p><b>none</b>— Display all the logical router multiplexer process (lrmuxd) per-task information.</p> <p><b>task-name</b>— (Optional) Display information about running tasks for all tasks whose name begins with this string (for example, <b>lsys_session_task:lr2</b> and <b>lsys_session_task:lr1</b> are both displayed when you run the <b>show task logical-system-mux lsys</b> command).</p> <p><b>io</b>— Show I/O statistics for all tasks displayed.</p> <p><b>memory</b>— Show memory statistics for all lrmuxd processes displayed.</p> <p><b>replication</b>— Show only replication tasks.</p> <p><b>summary</b>— Display summary information about running tasks.</p>
<b>Required Privilege Level</b>	view
<b>Related Documentation</b>	<ul style="list-style-type: none"> <li>• <a href="#">show task on page 709</a></li> <li>• <a href="#">show task io on page 712</a></li> <li>• <a href="#">show task memory on page 716</a></li> </ul>
<b>List of Sample Output</b>	<a href="#">show task logical-system-mux on page 715</a> <a href="#">show task logical-system-mux io on page 715</a> <a href="#">show task logical-system-mux memory on page 715</a>
<b>Output Fields</b>	<p><a href="#">Table 23 on page 714</a> describes the output fields for the <b>show task logical-system-mux</b> command. Output fields are listed in the approximate order in which they appear.</p>

**Table 23: show task logical-system-mux Output Fields**

Field Name	Field Description
Pri	Current priority of the process. A lower number indicates a higher priority.

Table 23: show task logical-system-mux Output Fields (*continued*)

Field Name	Field Description
<b>Task Name</b>	Name of the task.
<b>Pro</b>	IP number associated with the process.
<b>Port</b>	TCP or UDP port number associated with the task.
<b>So</b>	Socket number of the task.
<b>Flags</b>	Flags for the task: <ul style="list-style-type: none"> <li>• <b>Accept</b>—Task is waiting for incoming connections.</li> <li>• <b>Connect</b>—Task is waiting for a connection to be completed.</li> <li>• <b>Delete</b>—Task has been deleted and is being cleaned up.</li> <li>• <b>LowPrio</b>— Task will be dispatched to read its socket after other higher-priority tasks.</li> </ul>

## Sample Output

### show task logical-system-mux

```

user@host> show task logical-system-mux
Pri Task Name                               Pro  Port  So  Flags
15 Memory
40 lsys_session_task:lr2                    14  <WriteDisable>
40 lsys_session_task:lr1                    11  <WriteDisable>
40 lrmuxd lsys info task
60 Mirror Task.128.0.0.6                    63793  9  <WriteDisable>
70 MGMT.local                               15  <WriteDisable>
70 MGMT_Listen./var/run/lrmuxd_mgmt          6  <Accept WriteDisable>

```

### show task logical-system-mux io

```

user@host> show task logical-system-mux io
Task Name                               Reads  Writes  Rcvd  Sent  Dropped
Memory                                   0      0      0      0      0
lsys_session_task:lr2                   7      2      0      0      0
lsys_session_task:lr1                   7      2      0      0      0
lrmuxd lsys info task                   0      0      0      0      0
Mirror Task.128.0.0.6                  1940    1      0      0      0
MGMT.local                              0      0      1      0      0
MGMT_Listen./var/run/lrmuxd_mgmt        12      0     12      0      0

```

### show task logical-system-mux memory

```

user@host> show task logical-system-mux memory
Memory                               Size (kB)  Percentage  When
Currently In Use:                     1483        0%        now
Maximum Ever Used:                     1483        0%        13/03/20 02:28:18
Available:                             1589641    100%       now

```

## show task memory

**List of Syntax** [Syntax on page 716](#)  
[Syntax \(EX Series Switches\) on page 716](#)

**Syntax** show task memory  
 <brief | detail | history | summary>  
 <logical-system (all | *logical-system-name*)>

**Syntax (EX Series Switches)** show task memory  
 <brief | detail | history | summary>

**Release Information** Command introduced before Junos OS Release 7.4.  
 Command introduced in Junos OS Release 9.0 for EX Series switches.

**Description** Display memory utilization for routing protocol tasks on the Routing Engine.



**NOTE:** The show task memory command does not display all the memory used by the routing protocol process. This value does not account for the memory used for the TEXT and STACK segments, or the memory used by the routing protocol process's internal memory manager.

**Options** **none**—Display standard information about memory utilization for routing protocol tasks on the Routing Engine on all logical systems.

**brief | detail | history | summary**—(Optional) Display the specified level of output. Use the **history** option to display a history of memory utilization information.

**logical-system (all | *logical-system-name*)**—(Optional) Perform this operation on all logical systems or on a particular logical system.

**Required Privilege Level** view

**List of Sample Output** [show task memory on page 718](#)  
[show task memory detail on page 718](#)

**Output Fields** [Table 24 on page 716](#) describes the output fields for the **show task memory** command. Output fields are listed in the approximate order in which they appear.

**Table 24: show task memory Output Fields**

Field Name	Field Description	Level of Output
Memory Currently In Use	Memory currently in use. Dynamically allocated memory plus the <b>DATA</b> segment memory in kilobytes.	All levels

Table 24: show task memory Output Fields (*continued*)

Field Name	Field Description	Level of Output
<b>Memory Maximum Ever Used</b>	Maximum memory ever used.	none specified, <b>brief</b> , <b>history</b>
<b>Memory Available</b>	Memory currently available.  <b>NOTE:</b> The maximum currently available memory is displayed incorrectly. On 32-bit Junos OS, the actual available memory is 2,097,152 kilobytes (2147483648 / 1048) but instead it is displayed as 2,147,484 kilobytes (2147483648 / 1000). On 64-bit Junos OS, the actual available memory is 3,145,728 kilobytes (3221225472 / 1048) but instead it is displayed as 3221225 kilobytes (3221225472 / 1000).	none specified, <b>brief</b>
<b>Size (kB)</b>	Memory capacity in 1000-byte kilobytes.	none specified, <b>brief</b> , <b>history</b> , <b>summary</b>
<b>Percentage</b>	Percentage of memory currently available.	none specified, <b>brief</b>
<b>When</b>	Timestamp.	none specified, <b>brief</b> , <b>history</b>
<b>Overall Memory Report</b>	Memory utilization by memory size: <ul style="list-style-type: none"> <li>• <b>Size</b>—Block size, in bytes.</li> <li>• <b>TXP</b>—T indicates transient memory, X indicates exclusive memory, and P indicates full page.</li> <li>• <b>Allocs</b>—Number of blocks allocated for named objects.</li> <li>• <b>Mallocs</b>—Number of blocks allocated for anonymous objects.</li> <li>• <b>Alloc Bytes</b>—Number of blocks allocated times block size.</li> <li>• <b>MaxAllocs</b>—Maximum value of <b>Allocs</b>.</li> <li>• <b>MaxBytes</b>—Maximum value of <b>Alloc Bytes</b>.</li> <li>• <b>FreeBytes</b>—Total number of bytes unused on memory pages for this block size.</li> </ul>	<b>detail</b>
<b>Allocator Memory Report</b>	Memory utilization by named objects: <ul style="list-style-type: none"> <li>• <b>Size</b>—Size of the named object in bytes.</li> <li>• <b>Alloc Size</b>—Actual memory used by that object in bytes.</li> <li>• <b>DTXP</b>—D indicates debug, T indicates transient memory, X indicates exclusive memory, and P indicates full page.</li> <li>• <b>Alloc Blocks</b>—Number of named objects allocated.</li> <li>• <b>AllocBytes</b>—Number of blocks allocated times block size.</li> <li>• <b>MaxAlloc Blocks</b>—Maximum value of <b>Alloc Blocks</b>.</li> <li>• <b>Max Alloc Bytes</b>—Maximum value of <b>AllocBytes</b>.</li> </ul>	<b>detail</b>

Table 24: show task memory Output Fields (*continued*)

Field Name	Field Description	Level of Output
<b>Malloc Usage Report</b>	Memory utilization for miscellaneous use: <ul style="list-style-type: none"> <li>• <b>Allocs</b>—Number of allocations.</li> <li>• <b>Bytes</b>—Total bytes consumed.</li> <li>• <b>MaxAllocs</b>—Maximum value of <b>Allocs</b>.</li> <li>• <b>MaxBytes</b>—Maximum value of <b>Bytes</b>.</li> <li>• <b>FuncCalls</b>—Cumulative number of <b>Allocs</b>.</li> </ul>	<b>detail</b>
<b>Dynamically allocated memory</b>	Memory allocated dynamically by the system.	<b>detail</b>
<b>Program data+BSS memory</b>	Program and base station subsystem (BSS) memory.	<b>detail</b>
<b>Page data overhead</b>	Internal memory overhead.	<b>detail</b>
<b>Page directory size</b>	Internal memory overhead.	<b>detail</b>
<b>Total bytes in use</b>	Total memory, in bytes, that is currently in use and percentage of available memory (in parentheses).	<b>detail</b>

## Sample Output

### show task memory

```

user@host> show task memory
Memory                Size (kB)  Percentage  When
Currently In Use:    29417      3%         now
Maximum Ever Used:   33882      4%         00/02/11 22:07:03
Available:           756281    100%       now

```

### show task memory detail

```

user@host> show task memory detail
----- Overall Memory Report -----
Size TP    Allocs  Mallocs  AllocBytes  MaxAllocs  MaxBytes  FreeBytes
8          -      111      888         112        896       3208
12         92     149     2892        247       2964     1204
12 T       -        -        -           5         60        -
16         7      11      288         23        368     3808
20        100     33     2660        164       3280     1436
20 T       -        -        -          40        800        -
24        162     15     4248        177       4248     3944
24 T       -        -        -           4         96        -
28        371     -     10388       372      10416     1900
32         6      23      928         30        960     3168
...
-----
                                606182                715302      118810
----- Allocator Memory Report -----

```



Name	Size	Alloc	DTP	Alloc Blocks	Alloc Bytes	MaxAlloc Blocks	MaxAlloc Bytes
patroot	8	12		84	1008	87	1044
sockaddr_un.i802	8	12		2	24	2	24
cos_nhm_nh	8	12		1	12	1	12
sockaddr_un.tag	8	12		3	36	4	48
gw_entry_list	8	12		1	12	1	12
bgp_riblist_01	8	12		1	12	2	24
ospf_intf_ev	8	12		-	-	6	72
krt_remnant_rt	8	12	T	-	-	5	60

...

164108	221552
--------	--------

## ----- Malloc Usage Report -----

Name	Allocs	Bytes	MaxAllocs	MaxBytes	FuncCalls
MGMT.local	1	8	1	8	1
BGP.0.0.0.0+179	-	-	1	8	2
BGP RT Background	4	74748	4	74748	4
SNMP Subagent./var/run/	-	52	1	9172	56
OSPFv2 I/O./var/run/ppm	1	66536	2	66552	4551
OSPF	6	67655	7	67703	68
KRT	-	-	1	3784	18
ASPaths	3	80	3	80	3
-- sockaddr --	183	2100	184	2108	1645
BFD I/O./var/run/bfdd_c	1	65535	2	65551	4555
RT	48	872	48	872	48
Scheduler	42	628	43	628	88
--Anonymous--	56	1100	58	1140	112
--System--	82	58364	114	60044	4654

337678	352398
--------	--------

Dynamically allocated memory:	765952	Maximum:	765952
Program data+BSS memory:	1568768	Maximum:	1568768
Page data overhead:	53248	Maximum:	53248
Page directory size:	4096	Maximum:	4096

-----  
Total bytes in use: 2392064 (0% of available memory)

## show task replication

**Syntax** `show task replication`

**Release Information** Command introduced in Junos OS Release 8.5.  
 Command introduced in Junos OS Release 9.0 for EX Series switches.  
 Command introduced in Junos OS Release 13.2X51-D20 for QFX Series switches.  
 Support for logical systems introduced in Junos OS Release 13.3

**Description** Displays nonstop active routing (NSR) status. When you issue this command on the master Routing Engine, the status of nonstop active routing synchronization is also displayed.



**CAUTION:** If BGP is configured, before attempting nonstop active routing switchover, check the output of `show bgp replication` to confirm that BGP routing table synchronization has completed on the backup Routing Engine. The complete status in the output of `show task replication` only indicates that the socket replication has completed and the BGP synchronization is in progress.

To determine whether BGP synchronization is complete, you must check the **Protocol state** and **Synchronization state** fields in the output of `show bgp replication` on the master Routing Engine. The **Protocol state** must be **idle** and the **Synchronization state** must be **complete**. If you perform NSR switchover before the BGP synchronization has completed, the BGP session might flap.

**Options** This command has no options.

**Required Privilege Level** view

**List of Sample Output** [show task replication \(Issued on the Master Routing Engine\) on page 721](#)  
[show task replication \(Issued on the Backup Routing Engine\) on page 721](#)

**Output Fields** [Table 25 on page 720](#) lists the output fields for the `show task replication` command. Output fields are listed in the approximate order in which they appear.

**Table 25: show task replication Output Fields**

Field Name	Field Description
Stateful replication	Displays whether or not graceful Routing Engine switchover is configured. The status can be <b>Enabled</b> or <b>Disabled</b> .

Table 25: show task replication Output Fields (*continued*)

Field Name	Field Description
<b>RE mode</b>	Displays the Routing Engine on which the command is issued: <b>Master</b> , <b>Backup</b> , or <b>Not applicable</b> (when the router has only one Routing Engine).
<b>Protocol</b>	Protocols that are supported by nonstop active routing.
<b>Synchronization Status</b>	Nonstop active routing synchronization status for the supported protocols. States are <b>NotStarted</b> , <b>InProgress</b> , and <b>Complete</b> .

## Sample Output

### show task replication (Issued on the Master Routing Engine)

```

user@host> show task replication
          Stateful Replication: Enabled
          RE mode: Master

          Protocol              Synchronization Status
          OSPF                  NotStarted
          BGP                   Complete
          IS-IS                 NotStarted
          LDP                   Complete
          PIM                   Complete

```

### show task replication (Issued on the Backup Routing Engine)

```

user@host> show task replication
          Stateful Replication: Enabled
          RE mode: Backup

```

## test configuration

---

<b>Syntax</b>	<code>test configuration <i>filename</i></code> <code>syntax-only</code>
<b>Release Information</b>	Command introduced before Junos OS Release 7.4. Command introduced in Junos OS Release 9.0 for EX Series switches. Command introduced in Junos OS Release 11.1 for the QFX Series. <b>syntax-only</b> option introduced in Junos OS Release 12.1. Command introduced in Junos OS Release 14.1X53-D20 for OCX Series switches.
<b>Description</b>	Verify that the syntax of a configuration file is correct. If the configuration contains any syntax or commit check errors, a message is displayed to indicate the line number and column number in which the error was found. This command only accepts text files.
<b>Options</b>	<b><i>filename</i></b> —Name of the configuration file.  <b>syntax-only</b> —(Optional) Check the syntax of a partial configuration file, without checking for commit errors.
<b>Required Privilege Level</b>	view
<b>List of Sample Output</b>	<a href="#">test configuration on page 722</a>
<b>Output Fields</b>	When you enter this command, you are provided feedback on the status of your request.

## Sample Output

### test configuration

```
user@host> test configuration terminal
[Type ^D to end input]
system {
host-name host;
test1;
login;
}
terminal:3:(8) syntax error: test
[edit system]
'test;'
syntax error
terminal:4:(11) statement must contain additional statements: ;
[edit system login]
'login ;'
statement must contain additional statements
configuration syntax failed
```