



Junos[®] OS

Routing Matrix with a TX Matrix Router

Release
13.1



Published: 2013-03-07

Juniper Networks, Inc.
1194 North Mathilda Avenue
Sunnyvale, California 94089
USA
408-745-2000
www.juniper.net

This product includes the Envoy SNMP Engine, developed by Epilogue Technology, an Integrated Systems Company. Copyright © 1986-1997, Epilogue Technology Corporation. All rights reserved. This program and its documentation were developed at private expense, and no part of them is in the public domain.

This product includes memory allocation software developed by Mark Moraes, copyright © 1988, 1989, 1993, University of Toronto.

This product includes FreeBSD software developed by the University of California, Berkeley, and its contributors. All of the documentation and software included in the 4.4BSD and 4.4BSD-Lite Releases is copyrighted by the Regents of the University of California. Copyright © 1979, 1980, 1983, 1986, 1988, 1989, 1991, 1992, 1993, 1994. The Regents of the University of California. All rights reserved.

GateD software copyright © 1995, the Regents of the University. All rights reserved. Gate Daemon was originated and developed through release 3.0 by Cornell University and its collaborators. Gated is based on Kirton's EGP, UC Berkeley's routing daemon (routed), and DCN's HELLO routing protocol. Development of Gated has been supported in part by the National Science Foundation. Portions of the GateD software copyright © 1988, Regents of the University of California. All rights reserved. Portions of the GateD software copyright © 1991, D. L. S. Associates.

This product includes software developed by Maker Communications, Inc., copyright © 1996, 1997, Maker Communications, Inc.

Juniper Networks, Junos, Steel-Belted Radius, NetScreen, and ScreenOS are registered trademarks of Juniper Networks, Inc. in the United States and other countries. The Juniper Networks Logo, the Junos logo, and JunosE are trademarks of Juniper Networks, Inc. All other trademarks, service marks, registered trademarks, or registered service marks are the property of their respective owners.

Juniper Networks assumes no responsibility for any inaccuracies in this document. Juniper Networks reserves the right to change, modify, transfer, or otherwise revise this publication without notice.

Products made or sold by Juniper Networks or components thereof might be covered by one or more of the following patents that are owned by or licensed to Juniper Networks: U.S. Patent Nos. 5,473,599, 5,905,725, 5,909,440, 6,192,051, 6,333,650, 6,359,479, 6,406,312, 6,429,706, 6,459,579, 6,493,347, 6,538,518, 6,538,899, 6,552,918, 6,567,902, 6,578,186, and 6,590,785.

Junos® OS Routing Matrix with a TX Matrix Router
Release 13.1
Copyright © 2013, Juniper Networks, Inc.
All rights reserved.

The information in this document is current as of the date on the title page.

YEAR 2000 NOTICE

Juniper Networks hardware and software products are Year 2000 compliant. Junos OS has no known time-related limitations through the year 2038. However, the NTP application is known to have some difficulty in the year 2036.

END USER LICENSE AGREEMENT

The Juniper Networks product that is the subject of this technical documentation consists of (or is intended for use with) Juniper Networks software. Use of such software is subject to the terms and conditions of the End User License Agreement ("EULA") posted at <http://www.juniper.net/support/eula.html>. By downloading, installing or using such software, you agree to the terms and conditions of that EULA.

Table of Contents

	About the Documentation	xi
	Documentation and Release Notes	xi
	Supported Platforms	xi
	Using the Examples in This Manual	xi
	Merging a Full Example	xii
	Merging a Snippet	xii
	Documentation Conventions	xiii
	Documentation Feedback	xv
	Requesting Technical Support	xv
	Self-Help Online Tools and Resources	xv
	Opening a Case with JTAC	xvi
Part 1	Overview	
Chapter 1	Product Overview	3
	Overview of the Routing Matrix with a TX Matrix Router	3
	Identifying Routing Matrix with a TX Matrix Router Components	4
	Viewing the Routing Matrix with a TX Matrix Router as a Single Router	4
	Routing Matrix with a TX Matrix Router FPC Numbering	5
Chapter 2	System Requirements	7
	System Requirements for the Routing Matrix with a TX Matrix Router	7
Chapter 3	Glossary	9
	Terms and Acronyms for the Routing Matrix	9
Part 2	Configuration	
Chapter 4	Configuration Overview	13
	Roadmap to Configuring a Routing Matrix with a TX Matrix Router	13
Chapter 5	Configuration Steps	15
	Connecting to a Routing Matrix with a TX Matrix Router	15
	Configuring Groups to Support a Routing Matrix with a TX Matrix Router Components	16
	Committing Configurations on a Routing Matrix with a TX Matrix Router	18
	Adjusting the Configuration to Accommodate Increased FPC Numbers in a Routing Matrix with a TX Matrix Router	19
	Configuring Protocols and Other Features for a Routing Matrix with a TX Matrix Router	20
	Option: Configuring Chassis-Specific Statements for a Routing Matrix with a TX Matrix Router	20

Part 3	Examples	
Chapter 6	Configuration Example	25
	Example: Routing Matrix with a TX Matrix Router Configuration	25
	Routing Matrix with a TX Matrix Router Topology	25
	TX Matrix Router—SCC	26
	Verifying Your Work on the Routing Matrix with a TX Matrix Router	31
	Displaying the Software Version on A Routing Matrix with a TX Matrix Router	32
	Displaying Interfaces	34
	Displaying Routes	35
	Displaying Alarms and System Uptime	36
	Displaying Chassis Hardware and Status for a Routing Matrix with a TX Matrix Router	39
Part 4	Administration	
Chapter 7	Upgrading Software	49
	Upgrading the Software for a Routing Matrix with a TX Matrix Router	49
	Disabling GRES on the Routing Matrix with a TX Matrix Router	50
	Installing Software on All Backup Routing Engines of a Routing Matrix with a TX Matrix Router	52
	Loading the New Junos OS Version on the Backup Routing Engines of the Routing Matrix with a TX Matrix Router	58
	Installing Software on the Master Routing Engines of a Routing Matrix with a TX Matrix Router	61
	Finalizing the Installation for a Routing Engine with a TX Matrix Router	65
Chapter 8	Management	69
	Managing System Processes in the Routing Matrix with a TX Matrix Router	69
	Rebooting and Halting Routing Matrix with a TX Matrix Router Components	70
	Enabling and Disabling Specific Routing Matrix with a TX Matrix Router Hardware Components	71
	Managing Files on Routing Engines in a Routing Matrix with a TX Matrix Router	74
Chapter 9	Commands	75
	Miscellaneous Commands for a Routing Matrix with a TX Matrix Router	75
	show chassis alarms	78
	show chassis craft-interface	91
	show chassis hardware	107
	show chassis fpc	225
	show chassis lccs	252
	show chassis location	254
	show chassis routing-engine	258
	show chassis sibs	278
	show route summary	289
	show system uptime	293
	show version	298

Part 5	Troubleshooting	
Chapter 10	Software Upgrade Issues	313
	Space or DRAM Error During Software Upgrade of a Routing Matrix with a TX Matrix Router	313
	Software Upgrade Fails Due to Misaligned Software Versions on A Routing Matrix with a TX Matrix Router	318
Part 6	Index	
	Index	323

List of Figures

Part 1	Overview	
Chapter 1	Product Overview	3
	Figure 1: Routing Matrix with a TX Matrix Router Architecture	3
Part 3	Examples	
Chapter 6	Configuration Example	25
	Figure 2: Routing Matrix with a TX Matrix Router Topology Diagram	25

List of Tables

	About the Documentation	xi
	Table 1: Notice Icons	xiii
	Table 2: Text and Syntax Conventions	xiii
Part 1	Overview	
Chapter 1	Product Overview	3
	Table 3: FPC Correspondence Between T640 Routers and the Routing Matrix with a TX Matrix Router	5
	Table 4: T640 to Routing Matrix with a TX Matrix Router FPC Conversion Chart	5
Part 4	Administration	
Chapter 9	Commands	75
	Table 5: show chassis alarms Output Fields	84
	Table 6: show chassis craft-interface Output Fields	93
	Table 7: Routing Engines Displaying DIMM Information	109
	Table 8: show chassis hardware Output Fields	112
	Table 9: show chassis fpc Output Fields	232
	Table 10: show chassis lccs Output Fields	252
	Table 11: show chassis location Output Fields	256
	Table 12: show chassis routing-engine Output Fields	260
	Table 13: show chassis sibs Output Fields	279
	Table 14: show route summary Output Fields	289
	Table 15: show system uptime Output Fields	295

About the Documentation

- Documentation and Release Notes on page xi
- Supported Platforms on page xi
- Using the Examples in This Manual on page xi
- Documentation Conventions on page xiii
- Documentation Feedback on page xv
- Requesting Technical Support on page xv

Documentation and Release Notes

To obtain the most current version of all Juniper Networks® technical documentation, see the product documentation page on the Juniper Networks website at <http://www.juniper.net/techpubs/>.

If the information in the latest release notes differs from the information in the documentation, follow the product Release Notes.

Juniper Networks Books publishes books by Juniper Networks engineers and subject matter experts. These books go beyond the technical documentation to explore the nuances of network architecture, deployment, and administration. The current list can be viewed at <http://www.juniper.net/books>.

Supported Platforms

For the features described in this document, the following platforms are supported:

- TX Matrix Routers

Using the Examples in This Manual

If you want to use the examples in this manual, you can use the **load merge** or the **load merge relative** command. These commands cause the software to merge the incoming configuration into the current candidate configuration. The example does not become active until you commit the candidate configuration.

If the example configuration contains the top level of the hierarchy (or multiple hierarchies), the example is a *full example*. In this case, use the **load merge** command.

If the example configuration does not start at the top level of the hierarchy, the example is a *snippet*. In this case, use the **load merge relative** command. These procedures are described in the following sections.

Merging a Full Example

To merge a full example, follow these steps:

1. From the HTML or PDF version of the manual, copy a configuration example into a text file, save the file with a name, and copy the file to a directory on your routing platform.

For example, copy the following configuration to a file and name the file **ex-script.conf**. Copy the **ex-script.conf** file to the **/var/tmp** directory on your routing platform.

```
system {
  scripts {
    commit {
      file ex-script.xml;
    }
  }
}
interfaces {
  fxp0 {
    disable;
    unit 0 {
      family inet {
        address 10.0.0.1/24;
      }
    }
  }
}
```

2. Merge the contents of the file into your routing platform configuration by issuing the **load merge** configuration mode command:

```
[edit]
user@host# load merge /var/tmp/ex-script.conf
load complete
```

Merging a Snippet

To merge a snippet, follow these steps:

1. From the HTML or PDF version of the manual, copy a configuration snippet into a text file, save the file with a name, and copy the file to a directory on your routing platform.

For example, copy the following snippet to a file and name the file **ex-script-snippet.conf**. Copy the **ex-script-snippet.conf** file to the **/var/tmp** directory on your routing platform.

```
commit {
  file ex-script-snippet.xml; }
```

2. Move to the hierarchy level that is relevant for this snippet by issuing the following configuration mode command:

```
[edit]
user@host# edit system scripts
[edit system scripts]
```

3. Merge the contents of the file into your routing platform configuration by issuing the **load merge relative** configuration mode command:

```
[edit system scripts]
user@host# load merge relative /var/tmp/ex-script-snippet.conf
load complete
```

For more information about the **load** command, see the CLI User Guide.

Documentation Conventions

Table 1 on page xiii defines notice icons used in this guide.

Table 1: Notice Icons


Icon	Meaning	Description
	Informational note	Indicates important features or instructions.
	Caution	Indicates a situation that might result in loss of data or hardware damage.
	Warning	Alerts you to the risk of personal injury or death.
	Laser warning	Alerts you to the risk of personal injury from a laser.

Table 2 on page xiii defines the text and syntax conventions used in this guide.

Table 2: Text and Syntax Conventions

Convention	Description	Examples
Bold text like this	Represents text that you type.	To enter configuration mode, type the configure command: user@host> configure
Fixed-width text like this	Represents output that appears on the terminal screen.	user@host> show chassis alarms No alarms currently active

Table 2: Text and Syntax Conventions (*continued*)

Convention	Description	Examples
<i>Italic text like this</i>	<ul style="list-style-type: none"> Introduces or emphasizes important new terms. Identifies book names. Identifies RFC and Internet draft titles. 	<ul style="list-style-type: none"> A policy <i>term</i> is a named structure that defines match conditions and actions. <i>Junos OS System Basics Configuration Guide</i> RFC 1997, <i>BGP Communities Attribute</i>
<i>Italic text like this</i>	Represents variables (options for which you substitute a value) in commands or configuration statements.	Configure the machine's domain name: [edit] root@# set system domain-name <i>domain-name</i>
Text like this	Represents names of configuration statements, commands, files, and directories; configuration hierarchy levels; or labels on routing platform components.	<ul style="list-style-type: none"> To configure a stub area, include the stub statement at the [edit protocols ospf area area-id] hierarchy level. The console port is labeled CONSOLE.
< > (angle brackets)	Enclose optional keywords or variables.	stub <default-metric metric>;
(pipe symbol)	Indicates a choice between the mutually exclusive keywords or variables on either side of the symbol. The set of choices is often enclosed in parentheses for clarity.	broadcast multicast <i>(string1 string2 string3)</i>
# (pound sign)	Indicates a comment specified on the same line as the configuration statement to which it applies.	rsvp { # Required for dynamic MPLS only
[] (square brackets)	Enclose a variable for which you can substitute one or more values.	community name members [community-ids]
Indentation and braces ({ })	Identify a level in the configuration hierarchy.	[edit] routing-options { static { route default { nexthop <i>address</i> ; retain; } } }
;(semicolon)	Identifies a leaf statement at a configuration hierarchy level.	
J-Web GUI Conventions		
Bold text like this	Represents J-Web graphical user interface (GUI) items you click or select.	<ul style="list-style-type: none"> In the Logical Interfaces box, select All Interfaces. To cancel the configuration, click Cancel.
> (bold right angle bracket)	Separates levels in a hierarchy of J-Web selections.	In the configuration editor hierarchy, select Protocols>Ospf .

Documentation Feedback

We encourage you to provide feedback, comments, and suggestions so that we can improve the documentation. You can send your comments to techpubs-comments@juniper.net, or fill out the documentation feedback form at <https://www.juniper.net/cgi-bin/docbugreport/>. If you are using e-mail, be sure to include the following information with your comments:

- Document or topic name
- URL or page number
- Software release version (if applicable)

Requesting Technical Support

Technical product support is available through the Juniper Networks Technical Assistance Center (JTAC). If you are a customer with an active J-Care or JNASC support contract, or are covered under warranty, and need post-sales technical support, you can access our tools and resources online or open a case with JTAC.

- JTAC policies—For a complete understanding of our JTAC procedures and policies, review the *JTAC User Guide* located at <http://www.juniper.net/us/en/local/pdf/resource-guides/7100059-en.pdf>.
- Product warranties—For product warranty information, visit <http://www.juniper.net/support/warranty/>.
- JTAC hours of operation—The JTAC centers have resources available 24 hours a day, 7 days a week, 365 days a year.

Self-Help Online Tools and Resources

For quick and easy problem resolution, Juniper Networks has designed an online self-service portal called the Customer Support Center (CSC) that provides you with the following features:

- Find CSC offerings: <http://www.juniper.net/customers/support/>
- Search for known bugs: <http://www2.juniper.net/kb/>
- Find product documentation: <http://www.juniper.net/techpubs/>
- Find solutions and answer questions using our Knowledge Base: <http://kb.juniper.net/>
- Download the latest versions of software and review release notes: <http://www.juniper.net/customers/csc/software/>
- Search technical bulletins for relevant hardware and software notifications: <https://www.juniper.net/alerts/>

- Join and participate in the Juniper Networks Community Forum:
<http://www.juniper.net/company/communities/>
- Open a case online in the CSC Case Management tool: <http://www.juniper.net/cm/>

To verify service entitlement by product serial number, use our Serial Number Entitlement (SNE) Tool: <https://tools.juniper.net/SerialNumberEntitlementSearch/>

Opening a Case with JTAC

You can open a case with JTAC on the Web or by telephone.

- Use the Case Management tool in the CSC at <http://www.juniper.net/cm/>.
- Call 1-888-314-JTAC (1-888-314-5822 toll-free in the USA, Canada, and Mexico).

For international or direct-dial options in countries without toll-free numbers, see <http://www.juniper.net/support/requesting-support.html>.

PART 1

Overview

- [Product Overview on page 3](#)
- [System Requirements on page 7](#)
- [Glossary on page 9](#)

CHAPTER 1

Product Overview

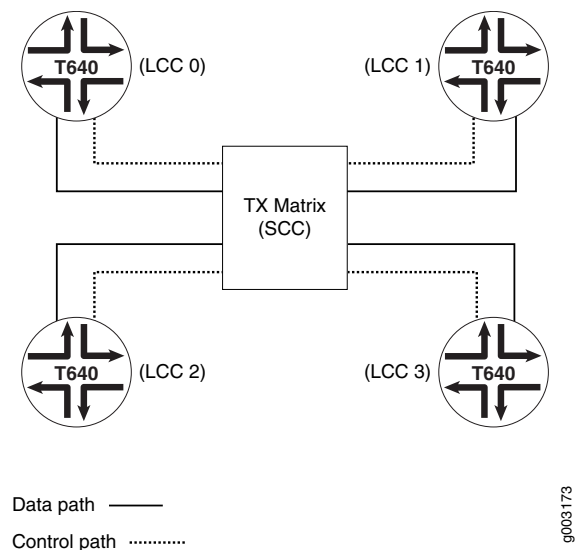
- [Overview of the Routing Matrix with a TX Matrix Router on page 3](#)
- [Routing Matrix with a TX Matrix Router FPC Numbering on page 5](#)

Overview of the Routing Matrix with a TX Matrix Router

The routing matrix with a TX Matrix router is the first multichassis product from Juniper Networks. The T640 and T320 routers were the first core routers that provided scalable bandwidth and intelligent networking features with a capacity of 80 to 640 gigabits per second (Gbps) of throughput. A key part of the T Series design was the ability to scale individual T640 routers to 2.5 terabits of bandwidth by combining them in a multichassis configuration. Such scalability is now available with the routing matrix.

The physical system of a routing matrix consists of one TX Matrix router and from one to four T640 routers, as shown in [Figure 1 on page 3](#). A key element of the routing matrix design is the ability to migrate existing T640 routers and connect them with the TX Matrix router through fiber-optic cables and Switch Interface Boards (SIBs).

Figure 1: Routing Matrix with a TX Matrix Router Architecture



The TX Matrix router connection between the T640 routers uses a scalable, three-stage switch fabric. This system architecture provides terabit bandwidth expansion capacity

and eliminates the use of subscriber line cards to connect devices within points of presence (POPs). As a result, the primary application for the routing matrix is to collapse aggregation and core layers in large POPs and central offices.

The routing matrix appears as a single router to the operator and utilizes the existing Junos OS command-line interface (CLI) for configuration and management. To manage this multichassis system, some enhancements have been made to the CLI that allow you to select the amount of output you wish to receive when you issue operational commands. You can specify the entire routing matrix, the TX Matrix router, a specific T640 router and its Flexible PIC Concentrators (FPCs), or a combination thereof.

Similarly, you can limit which portions of the routing matrix are modified during configuration or maintenance procedures (for example, performing software upgrades or halting Routing Engines).

Identifying Routing Matrix with a TX Matrix Router Components

A routing matrix with a TX Matrix router contains two types of chassis:

- TX Matrix router—

There is only one TX Matrix router per routing matrix. It is referred to as the switch-card chassis (**scc**) in the Junos OS CLI.

- T640 routers—

There can be one to four T640 routers in a routing matrix. These are referred to as line-card chassis 0 through 3 (**lcc0–lcc3**) in the Junos OS CLI. The T640 router number is set by the hardware. See the *TX Matrix Router Hardware Guide* for further information on installing and connecting the hardware.

Viewing the Routing Matrix with a TX Matrix Router as a Single Router

Even though a routing matrix with a TX Matrix router can be comprised of five separate physical components (a TX Matrix router and up to four T640 routers), it is best if you consider a routing matrix as a single router. When you issue configuration and operational commands on the TX Matrix router, your view of the routing matrix shows a single routing device with a high number of FPCs and PICs. For a detailed discussion of FPC numbering in a routing matrix with a TX Matrix router, see [“Adjusting the Configuration to Accommodate Increased FPC Numbers in a Routing Matrix with a TX Matrix Router” on page 19](#).

Related Documentation

- [Routing Matrix with a TX Matrix Router](#)
- [System Requirements for the Routing Matrix with a TX Matrix Router on page 7](#)
- [Roadmap to Configuring a Routing Matrix with a TX Matrix Router on page 13](#)
- [Example: Routing Matrix with a TX Matrix Router Configuration on page 25](#)

Routing Matrix with a TX Matrix Router FPC Numbering

A routing matrix with a TX Matrix router can contain up to four T640 routers, and each T640 router can contain up to eight FPCs (numbered **0** through **7**). Therefore, the routing matrix as a whole can consist of up to 32 FPCs (numbered 0 through 31).

Each T640 router is assigned a number (LCCs **0** through **3**) that depends upon the hardware setup and connectivity to the TX Matrix router. [Table 3 on page 5](#) shows the basic correspondence between the FPC hardware slot numbers in T640 routers and the FPC assignments recognized by a routing matrix.

Table 3: FPC Correspondence Between T640 Routers and the Routing Matrix with a TX Matrix Router

T640 Router	T640 FPC Range	Routing Matrix FPC Range
LCC 0	0–7	0–7
LCC 1	0–7	8–15
LCC 2	0–7	16–23
LCC 3	0–7	24–31

To easily convert FPC numbers in the T640 routers to the correct FPC number in a routing matrix, use the conversion chart shown in [Table 4 on page 5](#). You can use the converted FPC number to configure the interfaces on the TX Matrix router in your routing matrix.

Table 4: T640 to Routing Matrix with a TX Matrix Router FPC Conversion Chart

FPC Numbering	T640 Routers							
	LCC 0							
T640 FPC Slots	0	1	2	3	4	5	6	7
Routing Matrix FPC Slots Equivalent	0	1	2	3	4	5	6	7
	LCC 1							
T640 FPC Slots	0	1	2	3	4	5	6	7
Routing Matrix FPC Slots Equivalent	8	9	10	11	12	13	14	15
	LCC 2							
T640 FPC Slots	0	1	2	3	4	5	6	7
Routing Matrix FPC Slots Equivalent	16	17	18	19	20	21	22	23

Table 4: T640 to Routing Matrix with a TX Matrix Router FPC Conversion Chart (*continued*)

FPC Numbering	T640 Routers							
	LCC 3							
T640 FPC Slots	0	1	2	3	4	5	6	7
Routing Matrix FPC Slots Equivalent	24	25	26	27	28	29	30	31

Related Documentation

- [Routing Matrix with a TX Matrix Router](#)
- [Adjusting the Configuration to Accommodate Increased FPC Numbers in a Routing Matrix with a TX Matrix Router on page 19](#)
- [Overview of the Routing Matrix with a TX Matrix Router on page 3](#)
- [Example: Routing Matrix with a TX Matrix Router Configuration on page 25](#)

CHAPTER 2

System Requirements

- [System Requirements for the Routing Matrix with a TX Matrix Router on page 7](#)

System Requirements for the Routing Matrix with a TX Matrix Router

To implement the TX Matrix router, your system must meet these minimum requirements:

- Junos OS Release 7.0 or later
- One TX Matrix router
- Two Juniper Networks T640 routers
- Physical Interface Cards (PICs) of your choice (To view a list of supported PICs, see the *T640 Router PIC Guide*)

Related Documentation

- [Routing Matrix with a TX Matrix Router](#)
- [Overview of the Routing Matrix with a TX Matrix Router on page 3](#)
- [Roadmap to Configuring a Routing Matrix with a TX Matrix Router on page 13](#)
- [Example: Routing Matrix with a TX Matrix Router Configuration on page 25](#)

CHAPTER 3

Glossary

- [Terms and Acronyms for the Routing Matrix on page 9](#)

Terms and Acronyms for the Routing Matrix

L

line-card chassis (LCC) A T640 router or T1600 router installed in a routing matrix.

R

routing matrix A high capacity, multichassis router. The routing matrix with a TX Matrix router combines multiple T640 routers with a TX Matrix router switch fabric. The routing matrix with a TX Matrix Plus router combines multiple T1600 routers with a TX Matrix Plus router switch fabric.

S

Switch Interface Board (SIB) On T640 and T1600 routers and on TX Matrix router and TX Matrix Plus routers, a switch fabric plane component that forwards packets from a source Packet Forwarding Engine to a destination Packet Forwarding Engine.

switch-card chassis (SCC) A TX Matrix router installed in a routing matrix.

switch-fabric chassis (SFC) A TX Matrix Plus router installed in a routing matrix.

T

TX Matrix Plus router A high-speed centralized switch fabric that connects multiple T1600 routers in a routing matrix.

TX Matrix router A high-speed centralized switch fabric that connects multiple T640 routers in a routing matrix.

Related Documentation

- [Routing Matrix with a TX Matrix Router](#)
- [Overview of the Routing Matrix with a TX Matrix Router on page 3](#)
- [Roadmap to Configuring a Routing Matrix with a TX Matrix Router on page 13](#)
- [Example: Routing Matrix with a TX Matrix Router Configuration on page 25](#)

PART 2

Configuration

- [Configuration Overview on page 13](#)
- [Configuration Steps on page 15](#)

CHAPTER 4

Configuration Overview

- [Roadmap to Configuring a Routing Matrix with a TX Matrix Router](#) on page 13

Roadmap to Configuring a Routing Matrix with a TX Matrix Router

When you configure the routing matrix with a TX Matrix router, you should do some or all of the following:

- You must connect to the Routing Engines of the routing matrix. For information on how to do this, see [“Connecting to a Routing Matrix with a TX Matrix Router”](#) on page 15.
- You must configure groups that support the components of the routing matrix. Groups offer a simple way to establish hostnames, management interfaces, and default routes. For more information on how to do this, see [“Configuring Groups to Support a Routing Matrix with a TX Matrix Router Components”](#) on page 16.
- You can adjust the configuration to accommodate the number of FPCs installed on the routing matrix. For information on FPC numbering, see [“Routing Matrix with a TX Matrix Router FPC Numbering”](#) on page 5. For information on configuring the routing matrix to accommodate FPCs, see [“Adjusting the Configuration to Accommodate Increased FPC Numbers in a Routing Matrix with a TX Matrix Router”](#) on page 19.
- You can configure protocols and other features on the routing matrix. Other than the expanded range of FPC numbers for interfaces and the requirement to create groups for the T640 routers, you can configure protocols in exactly the same manner as you would for other Juniper Networks routers.
- For T640 routers, you can configure PIC-specific features, create an alarm for nodes that do not come online, and take a node offline. For more information, see [“Option: Configuring Chassis-Specific Statements for a Routing Matrix with a TX Matrix Router”](#) on page 20.
- As with every Junos router, you must commit configurations on the routing matrix before they take effect. For information on how to do this, see [“Committing Configurations on a Routing Matrix with a TX Matrix Router”](#) on page 18.
- When you upgrade the software on the routing matrix, the new image is loaded on the TX Matrix and distributed to all T640 routers. For more information, see [“Upgrading the Software for a Routing Matrix with a TX Matrix Router”](#) on page 49.
- For information about managing system processes in the routing matrix, see [“Managing System Processes in the Routing Matrix with a TX Matrix Router”](#) on page 69.

- For information about rebooting the routing matrix or halting routing matrix software components, see [“Rebooting and Halting Routing Matrix with a TX Matrix Router Components” on page 70.](#)
- For information about enabling or temporarily disabling routing matrix hardware components, see [“Enabling and Disabling Specific Routing Matrix with a TX Matrix Router Hardware Components” on page 71.](#)
- For information about managing files on the routing matrix, see [“Managing Files on Routing Engines in a Routing Matrix with a TX Matrix Router” on page 74.](#)
- For information about commonly used commands for the routing matrix, see [“Miscellaneous Commands for a Routing Matrix with a TX Matrix Router” on page 75.](#)

**Related
Documentation**

- [Routing Matrix with a TX Matrix Router](#)
- [Overview of the Routing Matrix with a TX Matrix Router on page 3](#)
- [System Requirements for the Routing Matrix with a TX Matrix Router on page 7](#)
- [Example: Routing Matrix with a TX Matrix Router Configuration on page 25](#)

CHAPTER 5

Configuration Steps

- [Connecting to a Routing Matrix with a TX Matrix Router on page 15](#)
- [Configuring Groups to Support a Routing Matrix with a TX Matrix Router Components on page 16](#)
- [Committing Configurations on a Routing Matrix with a TX Matrix Router on page 18](#)
- [Adjusting the Configuration to Accommodate Increased FPC Numbers in a Routing Matrix with a TX Matrix Router on page 19](#)
- [Configuring Protocols and Other Features for a Routing Matrix with a TX Matrix Router on page 20](#)
- [Option: Configuring Chassis-Specific Statements for a Routing Matrix with a TX Matrix Router on page 20](#)

Connecting to a Routing Matrix with a TX Matrix Router

The TX Matrix router and every T640 router can each be configured with two Routing Engines to provide redundancy and graceful Routing Engine switchover capabilities. You can connect to each Routing Engine in the following ways:

- Console/AUX—Asynchronous access via the console and auxiliary ports on the TX Matrix router or T640 router Connector Interface Panel (CIP).
- Management Ethernet—Telnet access via the Fast Ethernet ports on the TX Matrix router or T640 router CIPs.
- CLI login from one Routing Engine to another—All Routing Engines in the routing matrix with a TX Matrix router are connected to their respective control boards, which in turn are connected to the CIP on the TX Matrix router (see the *TX Matrix Router Hardware Guide* for more details). After you log in to one Routing Engine, you can connect to another Routing Engine as follows:

```
user@router> request routing-engine login ?
Possible completions:
  backup          Log in to backup RE
  lcc              Log in to LCC (0..3)
  master          Log in to master RE
  other-routing-engine Log in to the other Routing Engine
  re0             Log in to RE0
  re1             Log in to RE1

user@router> request routing-engine login lcc ?
```

```
Possible completions:
<lcc>          Log in to LCC (0..3)
```

```
user@router> request routing-engine login lcc 0 ?
```

```
Possible completions:
backup          Log in to backup RE
master          Log in to master RE
re0             Log in to RE0
re1             Log in to RE1
```



NOTE: Because the routing matrix appears as a single router, we recommend that you access the master Routing Engine of the TX Matrix router to perform all configuration tasks for the routing matrix. Under normal operating conditions, you do not need to access or configure the T640 router directly. If you access a Routing Engine on a T640 router, the following warning is displayed:

```
user@router> request routing-engine login lcc 0 re0
--- JUNOS 7.0-20040625.1 built 2004-06-25 19:51:38 UTC
%
% cli
warning: This chassis is a Line Card Chassis (LCC) in a multichassis
system.
warning: Use of interactive commands should be limited to debugging.
warning: Normal CLI access is provided by the Switch Card Chassis
(SCC).
warning: Use 'request routing-engine login scc' to log into the SCC.
```

To manage the backup Routing Engines on all components (for example, to upgrade Junos OS), log in to the TX Matrix router backup Routing Engine and perform the necessary operations.

Related Documentation

- [Routing Matrix with a TX Matrix Router](#)
- [Overview of the Routing Matrix with a TX Matrix Router on page 3](#)
- [Roadmap to Configuring a Routing Matrix with a TX Matrix Router on page 13](#)
- [Example: Routing Matrix with a TX Matrix Router Configuration on page 25](#)

Configuring Groups to Support a Routing Matrix with a TX Matrix Router Components

For easy maintenance of the chassis in a routing matrix with a TX Matrix router, you can add a configuration group for each Routing Engine in the T640 router and TX Matrix router. The configuration groups added to the TX Matrix router configuration offer a simple way to establish hostnames, management interfaces, and default routes. In the example below, groups **re0** and **re1** refer to the TX Matrix router Routing Engines, while groups **lcc0-re0** and **lcc0-re1** refer to the Routing Engines on T640 router **LCC0**. To configure groups for the TX Matrix router, include the **re0** and **re1** statements at the **[edit groups]** hierarchy level. To configure groups for the T640 router, include the **lccnumber-re0** and **lccnumber-re1** statements at the **[edit groups]** hierarchy level.

```
[edit]
```



```
groups {
  re0 {
    system {
      host-name hostname-scc-re0;
      backup-router ip-address;
    }
    interfaces {
      fxp0 {
        unit 0 {
          family inet {
            address ip-address;
          }
        }
      }
    }
  }
}
re1 {
  system {
    host-name hostname-scc-re1;
    backup-router ip-address;
  }
  interfaces {
    fxp0 {
      unit 0 {
        family inet {
          address ip-address;
        }
      }
    }
  }
}
lcc0-re0 {
  system {
    host-name hostname-lcc0-re0;
    backup-router ip-address;
  }
  interfaces {
    fxp0 {
      unit 0 {
        family inet {
          address ip-address;
        }
      }
    }
  }
}
lcc0-re1 {
  system {
    host-name hostname-lcc0-re1;
    backup-router ip-address;
  }
  interfaces {
    fxp0 {
      unit 0 {
        family inet {
          address ip-address;
        }
      }
    }
  }
}
```

```
}  
    }  
}   }  
}   }  
}  
}  
}  
}  
}  
}  
  
apply-groups [ re0 re1 lcc0-re0 lcc0-re1 ];
```

Note that apply groups can be nested. For example, any configuration statements that are common to `lcc0-re0` and `lcc0-re1` can be put into a separate group and then added as an apply group to the `lcc0-re0` and `lcc0-re1` groups, which in turn are applied to the main configuration.

For more information about configuration groups, see the *Junos OS CLI User Guide*.

Related Documentation

- [Routing Matrix with a TX Matrix Router](#)
- [Overview of the Routing Matrix with a TX Matrix Router on page 3](#)
- [Roadmap to Configuring a Routing Matrix with a TX Matrix Router on page 13](#)
- [Example: Routing Matrix with a TX Matrix Router Configuration on page 25](#)

Committing Configurations on a Routing Matrix with a TX Matrix Router

You must commit configuration changes for a routing matrix with a TX Matrix router on the TX Matrix router rather than on the individual T640 routers. If you commit a configuration directly on a T640 router within a routing matrix, the configuration is not distributed to the TX Matrix router or the other T640 routers in the routing matrix. Conversely, all configuration changes you commit on the TX Matrix router are distributed to all the T640 routers in the routing matrix and override any changes committed directly on a T640 router.

There are two main ways to commit configurations on a TX Matrix router. When you issue the **commit synchronize** command, you synchronize the configurations of both the primary and backup Routing Engines on the TX Matrix router and the primary and backup Routing Engines of all the associated T640 routers.

```
user@router# commit synchronize
scc-re0:
configuration check succeeds
lcc0-re1:
commit complete
lcc0-re0:
commit complete
lcc1-re1:
commit complete
lcc1-re0:
commit complete
scc-re1:
commit complete
scc-re0:
commit complete
```

If you issue the basic form of the **commit** command on the TX Matrix router, this action updates only the master Routing Engines of the TX Matrix router and the T640 routers in the routing matrix.

```
user@router# commit
scc-re0:
configuration check succeeds
lcc0-re0:
commit complete
lcc1-re0:
commit complete
scc-re0:
commit complete
```

Related Documentation

- [Routing Matrix with a TX Matrix Router](#)
- [Overview of the Routing Matrix with a TX Matrix Router on page 3](#)
- [Roadmap to Configuring a Routing Matrix with a TX Matrix Router on page 13](#)
- [Example: Routing Matrix with a TX Matrix Router Configuration on page 25](#)

Adjusting the Configuration to Accommodate Increased FPC Numbers in a Routing Matrix with a TX Matrix Router

You must adjust the routing matrix with a TX Matrix router configuration to accommodate increased FPC numbers.

For example, if you have a Gigabit Ethernet interface installed in FPC slot 7, PIC slot 0, port 0 of T640 router LCC 3, you can configure this interface on the TX Matrix router by including the **ge-31/0/0** statement at the **[edit interfaces]** hierarchy level.

```
[edit]
interfaces {
  ge-31/0/0 {
    unit 0 {
      family inet {
        address ip-address;
      }
    }
  }
}
```

For more information about physically connecting T640 routers and a TX Matrix router together in a routing matrix, see the *TX Matrix Router Hardware Guide*. For more information about the interface-naming conventions for a routing matrix, see the *Junos Network Interfaces Configuration Guide*.

Related Documentation

- [Routing Matrix with a TX Matrix Router](#)
- [Routing Matrix with a TX Matrix Router FPC Numbering on page 5](#)
- [Overview of the Routing Matrix with a TX Matrix Router on page 3](#)
- [Roadmap to Configuring a Routing Matrix with a TX Matrix Router on page 13](#)

- [Example: Routing Matrix with a TX Matrix Router Configuration on page 25](#)

Configuring Protocols and Other Features for a Routing Matrix with a TX Matrix Router

Other than the expanded range of FPC numbers for interfaces and the requirement to create groups for the T640 routers, the configuration of a routing matrix with a TX Matrix router is exactly the same as for all other Juniper Networks routers. You can configure routing protocols, Multiprotocol Label Switching (MPLS) applications, virtual private networks (VPNs), routing and forwarding options, and other software features as usual.

For more information on configuring Junos OS-based routers, see the Junos configuration guides.

Related Documentation

- [Routing Matrix with a TX Matrix Router](#)
- [Overview of the Routing Matrix with a TX Matrix Router on page 3](#)
- [Roadmap to Configuring a Routing Matrix with a TX Matrix Router on page 13](#)
- [Example: Routing Matrix with a TX Matrix Router Configuration on page 25](#)

Option: Configuring Chassis-Specific Statements for a Routing Matrix with a TX Matrix Router

You can configure PIC-specific features, such as SONET/SDH framing, on specific T640 routers within the routing matrix with a TX Matrix router. To do so, include the **lcc** *lcc-number* statement at the **[edit chassis]** hierarchy level and specify the chassis-specific feature to configure.

```
[edit]
chassis {
  lcc lcc-number {
    fpc slot-number { # Use the T640 router FPC hardware slot number.
      pic pic-number {
        ...
      }
    }
  }
}
```



NOTE: When you include statements at the **[edit chassis lcc *lcc-number*]** hierarchy level, specify the actual FPC hardware slot number as labeled on the T640 router chassis. Do not use the routing matrix-based FPC number shown in [Table 4 on page 5](#).

By default, the Junos OS allows all T640 routers in the routing matrix to come online. Optionally, you can configure the TX Matrix router to generate an alarm if the T640 routers in the routing matrix do not come online. To configure, include the **online-expected** statement at the **[edit chassis lcc *number*]** hierarchy level on the TX Matrix router.

```
[edit chassis lcc number]  
online-expected;
```

If you do not want a T640 router to be part of the routing matrix, you can configure it to be offline. This is useful when you are performing maintenance on a T640 router. To configure a T640 router so that it is offline, include the **offline** statement at the **[edit chassis lcc *number*]** hierarchy level.

```
[edit chassis lcc number]  
offline;
```

When you are ready to bring the T640 router back online, delete the **offline** configuration statement at the **[edit chassis lcc *number*]** hierarchy level.



NOTE: If you do not configure the **online-expected** or **offline** statement, any T640 router that is part of the routing matrix is allowed to come online. However, if a T640 router does not come online, the TX Matrix router does not generate an alarm.

For more information about chassis-specific statements, see the *Junos System Basics Configuration Guide*.

Related Documentation

- [Routing Matrix with a TX Matrix Router](#)
- [Overview of the Routing Matrix with a TX Matrix Router on page 3](#)
- [Roadmap to Configuring a Routing Matrix with a TX Matrix Router on page 13](#)
- [Example: Routing Matrix with a TX Matrix Router Configuration on page 25](#)

PART 3

Examples

- [Configuration Example on page 25](#)

CHAPTER 6

Configuration Example

- [Example: Routing Matrix with a TX Matrix Router Configuration on page 25](#)

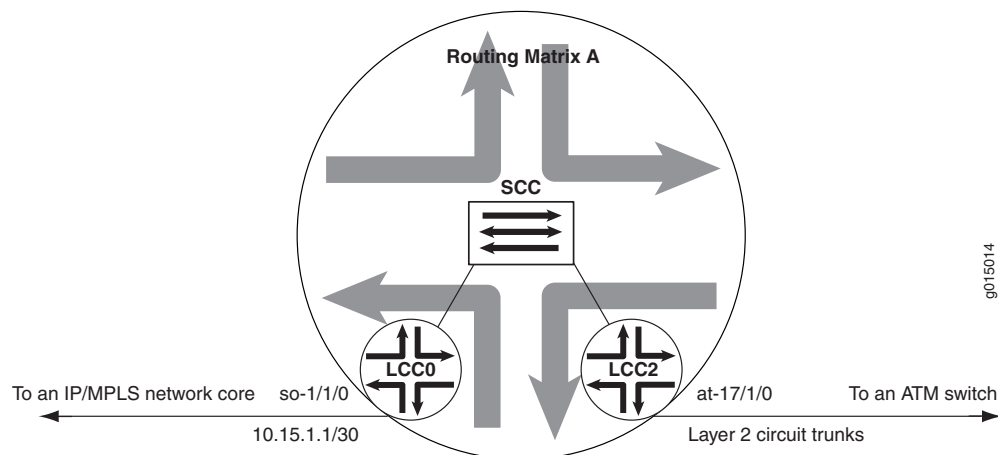
Example: Routing Matrix with a TX Matrix Router Configuration

- [Routing Matrix with a TX Matrix Router Topology on page 25](#)
- [TX Matrix Router—SCC on page 26](#)
- [Verifying Your Work on the Routing Matrix with a TX Matrix Router on page 31](#)

Routing Matrix with a TX Matrix Router Topology

Figure 2 on page 25 shows Routing Matrix A, a basic routing matrix consisting of a TX Matrix router and two T640 routers. The TX Matrix router is named **SCC** and the nodes are named **LCC0** and **LCC2**. The routing matrix with a TX Matrix router is acting as a provider edge (PE) router in a Layer 2 circuit network. SONET interface **so-1/1/0** in node **LCC0** connects to an IP/MPLS core network, and Asynchronous Transfer Mode 2 (ATM2) intelligent queuing (IQ) interface **at-17/1/0** in node **LCC2** runs Layer 2 circuit trunk mode to connect to an ATM switch. (For more information about Layer 2 see the *Junos VPNs Configuration Guide*.)

Figure 2: Routing Matrix with a TX Matrix Router Topology Diagram



Some key considerations for this configuration are as follows:

- Treat the routing matrix like a single router and execute all configuration and operational commands on the TX Matrix router **SCC**.
- Create configuration groups for each Routing Engine in the routing matrix by using groups **re0**, **re1**, **lcc0-re0**, **lcc2-re0**, **lcc0-re1**, and **lcc2-re1**. In the groups, configure hostnames, default routes, and management interfaces.
- To configure interfaces, use the routing matrix FPC numbering convention of slots **0** through **31**.
- To enable ATM2 IQ trunk mode and other chassis-based commands, include the **lcc lcc-number** statement at the **[edit chassis]** hierarchy level and use the hardware FPC slot numbers **0** through **7** of node **LCC2**.
- Configure most other processes as usual, such as routing, class of service (CoS), and firewalls.

TX Matrix Router—SCC

```
[edit]
groups { # You can create special configuration groups in a routing matrix.
  re0 { # This group corresponds to the master Routing Engine.
    system { # on the TX Matrix router.
      host-name scc;
      backup-router 192.168.17.254;
    }
    interfaces {
      fxp0 {
        unit 0 {
          family inet {
            address 192.168.77.158/21;
          }
        }
      }
    }
  }
  re1 { # This group corresponds to the backup Routing Engine
    system { # on the TX Matrix router.
      host-name scc1;
      backup-router 192.168.17.254;
    }
    interfaces {
      fxp0 {
        unit 0 {
          family inet {
            address 192.168.77.168/21;
          }
        }
      }
    }
  }
  lcc0-re0 { # This group corresponds to the master Routing Engine
    system { # on the T640 router LCC0.
```

```

    host-name lcc0;
    backup-router 192.168.17.254 destination [10.0.0.0/8 192.168.0.0/16];
}
interfaces {
    fxp0 {
        unit 0 {
            family inet {
                address 192.168.77.157/21;
            }
        }
    }
}
}
lcc2-re0 { # This group corresponds to the master Routing Engine
system { # on the T640 router LCC2.
    host-name lcc2;
    backup-router 192.168.17.254 destination [10.0.0.0/8 192.168.0.0/16];
}
interfaces {
    fxp0 {
        unit 0 {
            family inet {
                address 192.168.77.159/21;
            }
        }
    }
}
}
lcc0-re1 { # This group corresponds to the backup Routing Engine
system { # on the T640 router LCC0.
    host-name lcc0-1;
    backup-router 192.168.17.254 destination [10.0.0.0/8 192.168.0.0/16];
}
interfaces {
    fxp0 {
        unit 0 {
            family inet {
                address 192.168.77.169/21;
            }
        }
    }
}
}
lcc2-re1 { # This group corresponds to the backup Routing Engine
system { # on the T640 routing node LCC2.
    host-name lcc2-1;
    backup-router 192.168.17.254 destination [10.0.0.0/8 192.168.0.0/16];
}
interfaces {
    fxp0 {
        unit 0 {
            family inet {
                address 192.168.77.192/21;
            }
        }
    }
}
}

```

```

    }
  }
}
apply-groups [ re0 re1 lcc0-re1 lcc2-re1 lcc0-re0 lcc2-re0 ];
system {
  syslog {
    file messages {
      any any;
    }
  }
}
chassis { # You must apply chassis commands to a specific T640 router.
  lcc 2 { # Specify the T640 router and the FPC hardware slot of the node.
    fpc 1 { # This FPC is equivalent to slot 17 in the routing matrix.
      pic 1 {
        atm-l2circuit-mode {
          trunk nni;
        }
      }
    }
  }
}
}
interfaces {
  so-1/1/0 { # This is a SONET interface at FPC 1, PIC 1, port 0
    mtu 9192; # on the T640 router LCC0.
    unit 0 {
      family inet {
        address 10.15.1.1/30 {
          destination 10.15.1.2;
        }
      }
      family iso;
      family mpls {
        filter {
          input filter_1;
        }
      }
    }
  }
  at-17/1/0 { # This is an ATM2 IQ interface at FPC 1, PIC 1, port 0
    encapsulation atm-ccc-cell-relay; # on the T640 router LCC2.
    atm-options {
      pic-type atm2;
      scheduler-maps { # CoS on an ATM2 IQ PIC works the same in a routing matrix.
        cos1 { # as it does in a standalone T640 router.
          forwarding-class ubr {
            priority low;
            transmit-weight percent 25;
          }
          forwarding-class nrtvbr {
            priority low;
            transmit-weight percent 25;
          }
          forwarding-class rtvbr {
            priority low;
            transmit-weight percent 25;
          }
        }
      }
    }
  }
}

```

```
    }
    forwarding-class cbr {
        priority high;
        transmit-weight percent 25;
    }
}
cos2 {
    forwarding-class ubr {
        priority low;
        transmit-weight percent 10;
    }
    forwarding-class nrtvbr {
        priority low;
        transmit-weight percent 20;
    }
    forwarding-class rtvbr {
        priority low;
        transmit-weight percent 30;
    }
    forwarding-class cbr {
        priority high;
        transmit-weight percent 40;
    }
}
cos3 {
    forwarding-class ubr {
        priority low;
        transmit-weight percent 40;
    }
    forwarding-class nrtvbr {
        priority low;
        transmit-weight percent 30;
    }
    forwarding-class rtvbr {
        priority low;
        transmit-weight percent 20;
    }
    forwarding-class cbr {
        priority high;
        transmit-weight percent 10;
    }
}
}
unit 0 {
    trunk-id 0;
    trunk-bandwidth 10m;
    cell-bundle-size 2;
}
unit 1 {
    trunk-id 1;
    trunk-bandwidth 10m;
    cell-bundle-size 1;
    atm-scheduler-map cos1;
}
unit 2 {
```

```
trunk-id 2;
trunk-bandwidth 10m;
cell-bundle-size 2;
atm-scheduler-map cos2;
}
unit 3 {
trunk-id 3;
trunk-bandwidth 10m;
cell-bundle-size 3;
atm-scheduler-map cos3;
}
}
lo0 {
unit 0 {
family inet {
address 127.0.0.1/32;
address 10.255.77.158/32 {
primary;
}
}
family iso {
address 47.0005.80ff.f800.0000.0108.0001.0102.5507.0158.00;
}
family inet6 {
address 2001:db8::10:255:77:158/32 {
primary;
}
}
}
}
}
}
protocols { # You can configure protocols in the routing matrix as usual.
mpls {
interface so-1/1/0.0;
}
isis {
interface so-1/1/0.0;
interface lo0.0;
}
ldp {
interface so-1/1/0.0;
interface lo0.0;
}
l2circuit {
neighbor 10.255.71.97 {
interface at-17/1/0.0 {
virtual-circuit-id 100;
}
interface at-17/1/0.1 {
virtual-circuit-id 101;
}
interface at-17/1/0.2 {
virtual-circuit-id 102;
}
interface at-17/1/0.3 {
virtual-circuit-id 103;
```

```

    }
  }
}
class-of-service { # You can configure CoS in the routing matrix as usual.
  forwarding-classes {
    queue 0 ubr;
    queue 1 nrtvbr;
    queue 2 rtvbr;
    queue 3 cbr;
  }
  traceoptions {
    flag all;
  }
}
firewall { # You can configure firewalls in the routing matrix as usual.
  family mpls {
    filter filter_1 {
      term plp0 {
        from {
          exp [ 0 2 4 6 ];
        }
        then {
          count LOW;
          loss-priority low;
        }
      }
    }
    term plp1 {
      from {
        exp [ 1 3 5 7 ];
      }
      then {
        count HIGH;
        loss-priority high;
      }
    }
  }
}
}
}

```

Verifying Your Work on the Routing Matrix with a TX Matrix Router

To verify proper operation of the routing matrix with a TX Matrix router, use the following commands on the TX Matrix router:

- `show chassis alarms <lcc lcc-number | scc>`
- `show chassis craft-interface <lcc lcc-number | scc>`
- `show chassis ethernet-switch <lcc lcc-number | scc>`
- `show chassis hardware <lcc lcc-number | scc>`
- `show chassis fpc <lcc lcc-number>`
- `show chassis lccs`

- **show chassis location** <fpc | interface | lcc *lcc-number* | scc>
- **show chassis routing-engine** <lcc *lcc-number* | scc>
- **show chassis sibs** <lcc *lcc-number* | scc>
- **show interfaces terse**
- **show route summary**
- **show system uptime** <all-lcc | lcc *lcc-number* | scc>
- **show version** <all-lcc | lcc *lcc-number* | scc>

In general, when you issue standard operational commands on a TX Matrix router, you receive output from the primary Routing Engines of all components in the routing matrix. To limit the output of information for a specific T640 router within the routing matrix, include the **lcc *lcc-number*** option. To display information for the TX Matrix router only, include the **scc** option. To display information for all T640 routers within the routing matrix (selected commands only), include the **all-lcc** option. Any exceptions to this general rule are mentioned next to the appropriate commands.

The following sections show the output of select operational commands used with the configuration example:

- [Displaying the Software Version on A Routing Matrix with a TX Matrix Router on page 32](#)
- [Displaying Interfaces on page 34](#)
- [Displaying Routes on page 35](#)
- [Displaying Alarms and System Uptime on page 36](#)
- [Displaying Chassis Hardware and Status for a Routing Matrix with a TX Matrix Router on page 39](#)

Displaying the Software Version on A Routing Matrix with a TX Matrix Router

The **show version** command provides an excellent example of how you can select output for various components of the routing matrix with a TX Matrix router. If the TX Matrix router (SCC) or a T640 router (LCC) is not specified in the command, then the command displays output for all components.

```
user@router> show version ?
Possible completions:
<[Enter]>          Execute this command
all-lcc            Show software version on all LCC chassis
brief              Display brief output
detail             Display detailed output
lcc                Show software version on specific LCC (0..3)
scc                Show software version on the SCC
|                  Pipe through a command
```

To display the software version for all routing matrix components, issue the **show version** command on the TX Matrix router:

```
user@router> show version
```



```

scc-re0:
-----
Hostname: scc
Model: TX Matrix
JUNOS Base OS boot [7.0-20040630.0]
JUNOS Base OS Software Suite [7.0-20040629.0]
JUNOS Kernel Software Suite [7.0-20040630.0]
JUNOS Packet Forwarding Engine Support (T-Series) [7.0-20040630.0]
JUNOS Routing Software Suite [7.0-20040630.0]
JUNOS Online Documentation [7.0-20040630.0]
JUNOS Crypto Software Suite [7.0-20040630.0]
lcc0-re0:
-----
Hostname: lcc0
Model: t640
JUNOS Base OS boot [7.0-20040630.0]
JUNOS Base OS Software Suite [7.0-20040629.0]
JUNOS Kernel Software Suite [7.0-20040630.0]
JUNOS Packet Forwarding Engine Support (T-Series) [7.0-20040630.0]
JUNOS Routing Software Suite [7.0-20040630.0]
JUNOS Online Documentation [7.0-20040630.0]
JUNOS Crypto Software Suite [7.0-20040630.0]
JUNOS Support Tools Package [7.0-20040630.0]
lcc2-re0:
-----
Hostname: lcc2
Model: t640
JUNOS Base OS boot [7.0-20040630.0]
JUNOS Base OS Software Suite [7.0-20040629.0]
JUNOS Kernel Software Suite [7.0-20040630.0]
JUNOS Packet Forwarding Engine Support (T-Series) [7.0-20040630.0]
JUNOS Routing Software Suite [7.0-20040630.0]
JUNOS Online Documentation [7.0-20040630.0]
JUNOS Crypto Software Suite [7.0-20040630.0]
JUNOS Support Tools Package [7.0-20040630.0]

```

To display the software version for the TX Matrix router only, include the **scc** option:

```

user@router> show version scc
Hostname: scc
Model: TX Matrix
JUNOS Base OS boot [7.0-20040630.0]
JUNOS Base OS Software Suite [7.0-20040629.0]
JUNOS Kernel Software Suite [7.0-20040630.0]
JUNOS Packet Forwarding Engine Support (T-Series) [7.0-20040630.0]
JUNOS Routing Software Suite [7.0-20040630.0]
JUNOS Online Documentation [7.0-20040630.0]
JUNOS Crypto Software Suite [7.0-20040630.0]

```

To display the software version for a specific T640 router, include the **lcc** option:

```

user@router> show version lcc 0
lcc0-re0:
-----
Hostname: lcc0
Model: t640
JUNOS Base OS boot [7.0-20040630.0]
JUNOS Base OS Software Suite [7.0-20040629.0]
JUNOS Kernel Software Suite [7.0-20040630.0]
JUNOS Packet Forwarding Engine Support (T-Series) [7.0-20040630.0]

```

```
JUNOS Routing Software Suite [7.0-20040630.0]
JUNOS Online Documentation [7.0-20040630.0]
JUNOS Crypto Software Suite [7.0-20040630.0]
JUNOS Support Tools Package [7.0-20040630.0]
```

To display the output for all T640 routers, include the **all-lcc** option:

```
user@router> show version all-lcc
```

```
lcc0-re0:
```

```
-----
Hostname: lcc0
Model: t640
JUNOS Base OS boot [7.0-20040630.0]
JUNOS Base OS Software Suite [7.0-20040629.0]
JUNOS Kernel Software Suite [7.0-20040630.0]
JUNOS Packet Forwarding Engine Support (T-Series) [7.0-20040630.0]
JUNOS Routing Software Suite [7.0-20040630.0]
JUNOS Online Documentation [7.0-20040630.0]
JUNOS Crypto Software Suite [7.0-20040630.0]
JUNOS Support Tools Package [7.0-20040630.0]
lcc2-re0:
```

```
-----
Hostname: lcc2
Model: t640
JUNOS Base OS boot [7.0-20040630.0]
JUNOS Base OS Software Suite [7.0-20040629.0]
JUNOS Kernel Software Suite [7.0-20040630.0]
JUNOS Packet Forwarding Engine Support (T-Series) [7.0-20040630.0]
JUNOS Routing Software Suite [7.0-20040630.0]
JUNOS Online Documentation [7.0-20040630.0]
JUNOS Crypto Software Suite [7.0-20040630.0]
JUNOS Support Tools Package [7.0-20040630.0]
```

Displaying Interfaces

Although individual FPCs are installed in each of the T640 routers, the routing matrix is designed to collect interface information centrally at the TX Matrix router. To display available interfaces in the routing matrix, issue a **show interfaces** command on the TX Matrix router:

```
user@router> show interfaces terse
```

Interface	Admin	Link	Proto	Local	Remote
so-1/0/0	up	up			
so-1/1/0	up	up			
so-1/1/0.0	up	up	inet	10.15.1.1	--> 10.15.1.2
			iso		
			mpls		
so-1/3/0	up	down			
at-2/1/0	up	up			
ge-2/2/0	up	up			
so-3/3/0	up	up			
so-3/3/1	up	up			
so-3/3/2	up	down			
so-3/3/3	up	down			
so-16/0/0	up	down			
so-16/0/1	up	down			
so-16/0/2	up	down			
so-16/0/3	up	up			
ge-16/1/0	up	down			
so-17/0/0	up	down			

```

at-17/1/0          up    up
at-17/1/0.0        up    up    ccc
at-17/1/0.1        up    up    ccc
at-17/1/0.2        up    up    ccc
at-17/1/0.3        up    up    ccc
at-17/1/1          up    up
ge-17/2/0          up    up
ge-17/2/1          up    up
so-17/3/0          up    down
so-19/0/0          up    down
so-19/1/0          up    down
so-19/2/0          up    down
so-19/3/0          up    down
bcm0               up    up
bcm0.0             up    up    tnp    4
dsc                up    up
em0               up    up
em0.0             up    up    tnp    4
fxp0              up    up
fxp0.0            up    up    inet    192.168.77.158/21
gre               up    up
ipip              up    up
lo0               up    up
lo0.0             up    up    inet    10.255.70.158        --> 0/0
                                   127.0.0.1          --> 0/0
                                   iso
47.0005.80ff.f800.0000.0108.0001.0102.5507.0158.00
                                   inet6 2001:db8::10:255:70:158
                                   fe80::280:42ff:fe13:269d
lo0.16385          up    up    inet
                                   inet6 fe80::280:42ff:fe13:269d
lsi               up    up
mtun              up    up
pimd              up    up
pime              up    up
tap               up    up

```

Displaying Routes

When you need to verify route information for a routing matrix, you must issue operational commands on the TX Matrix router. To display available routes for the routing matrix, issue a **show route** command:

```

user@router> show route summary
Router ID: 10.255.77.158
inet.0: 13 destinations, 14 routes (12 active, 0 holddown, 1 hidden)
    Direct:    4 routes,    3 active
    Local:     2 routes,    2 active
    Static:    6 routes,    6 active
    IS-IS:     2 routes,    1 active
inet.3: 1 destinations, 1 routes (1 active, 0 holddown, 0 hidden)
    LDP:       1 routes,    1 active
iso.0: 1 destinations, 1 routes (1 active, 0 holddown, 0 hidden)
    Direct:    1 routes,    1 active
mpls.0: 7 destinations, 7 routes (7 active, 0 holddown, 0 hidden)
    MPLS:      3 routes,    3 active
    LDP:       2 routes,    2 active
    L2CKT:     2 routes,    2 active
inet6.0: 2 destinations, 2 routes (2 active, 0 holddown, 0 hidden)
    Direct:    2 routes,    2 active

```

```

__juniper_private1__.inet6.0: 1 destinations, 1 routes (1 active, 0 holddown, 0
hidden)
      Direct:      1 routes,      1 active
12circuit.0: 5 destinations, 5 routes (5 active, 0 holddown, 0 hidden)
      LDP:        1 routes,      1 active
      L2CKT:      4 routes,      4 active

```

Displaying Alarms and System Uptime

To display alarms for all routing matrix components, issue the **show chassis alarms** command:

```

user@router> show chassis alarms
scc-re0:
-----
2 alarms currently active
Alarm time           Class  Description
2004-09-27 08:50:57 PDT Major  LCC 2 Major Errors
2004-09-27 08:50:42 PDT Minor  LCC 0 Minor Errors
lcc0-re0:
-----
1 alarms currently active
Alarm time           Class  Description
2004-09-27 08:50:42 PDT Minor  PEM 1 Absent
lcc2-re0:
-----
1 alarms currently active
Alarm time           Class  Description
2004-09-27 08:50:57 PDT Major  PEM 1 Not OK

```

To display the craft interface display for all routing matrix components, issue the **show chassis craft-interface** command:

```

user@router> show chassis craft-interface
scc-re0:
-----
FPM Display contents:
+-----+
|scc      |
|2 Alarms active  |
|R: LCC 2 Major Error|
|Y: LCC 0 Minor Error|
+-----+
Front Panel System LEDs:
Routing Engine    0    1
-----
OK                *    *
Fail              .    .
Master            *    .
Front Panel Alarm Indicators:
-----
Red LED          *
Yellow LED       *
Major relay      *
Minor relay      *
CB LEDs:
  CB    0    1
-----
Amber   .    .
Green  *    *
Blue   *    .

```

```

SIB LEDs:
  SIB  0   1   2   3   4
-----
Fail   .   .   .   .   .
OK     *   *   *   *   *
Active .   *   *   *   *
lcc0-re0:
-----
FPM Display contents:
+-----+
|lcc0      |
|1 Alarm active  |
|Y: PEM 1 Absent  |
|              |
+-----+
Front Panel System LEDs:
Routing Engine    0    1
-----
OK                *    *
Fail              .    .
Master            *    .
Front Panel Alarm Indicators:
-----
Red LED           .
Yellow LED        *
Major relay       .
Minor relay       *
Front Panel FPC LEDs:
FPC   0   1   2   3   4   5   6   7
-----
Red   .   .   .   .   .   .   .   .
Green .   *   *   *   .   .   .   .
CB LEDs:
  CB   0   1
-----
Amber .   .
Green *   *
Blue  *   .
SCG LEDs:
  SCG  0   1
-----
Amber .   .
Green *   *
Blue  *   .
SIB LEDs:
  SIB  0   1   2   3   4
-----
Red   .   .   .   .   .
Green *   *   *   *   *
lcc2-re0:
-----
FPM Display contents:
+-----+
|lcc2      |
|1 Alarm active  |
|R: PEM 1 Not OK  |
|              |
+-----+
Front Panel System LEDs:
Routing Engine    0    1

```

```

-----
OK                *   *
Fail              .   .
Master            *   .
Front Panel Alarm Indicators:
-----
Red LED          *
Yellow LED       .
Major relay      *
Minor relay      .
Front Panel FPC LEDs:
FPC    0    1    2    3    4    5    6    7
-----
Red     .     .     .     .     .     .     .     .
Green   *     *     .     *     .     .     .     .
CB LEDs:
  CB    0     1
-----
Amber   .     .
Green   *     *
Blue    *     .
SCG LEDs:
  SCG   0     1
-----
Amber   .     .
Green   *     .
Blue    *     .
SIB LEDs:
  SIB   0     1     2     3     4
-----
Red     .     .     .     .     .
Green   *     *     *     *     *

```

To display the amount of time the routing matrix components have been in operation, issue the **show system uptime** command on the TX Matrix router:

```

user@router> show system uptime
scc-re0:

```

```

-----
Current time: 2004-09-27 09:44:55 PDT
System booted: 2004-09-27 08:49:31 PDT (00:55:24 ago)
Protocols started: 2004-09-27 08:50:27 PDT (00:54:28 ago)
Last configured: 2004-09-27 09:16:08 PDT (00:28:47 ago) by regress
9:44AM PDT up 55 mins, 1 user, load averages: 0.00, 0.05, 0.06
lcc0-re0:

```

```

-----
Current time: 2004-09-27 09:44:55 PDT
System booted: 2004-09-27 08:49:24 PDT (00:55:31 ago)
Last configured: 2004-09-27 09:16:06 PDT (00:28:49 ago) by regress
9:44AM PDT up 56 mins, 0 users, load averages: 0.00, 0.02, 0.00
lcc2-re0:

```

```

-----
Current time: 2004-09-27 09:44:55 PDT
System booted: 2004-09-27 08:49:26 PDT (00:55:29 ago)
Last configured: 2004-09-27 09:16:06 PDT (00:28:49 ago) by regress
9:44AM PDT up 55 mins, 0 users, load averages: 0.02, 0.01, 0.00

```

Displaying Chassis Hardware and Status for a Routing Matrix with a TX Matrix Router

To display the hardware inventory for a routing matrix with a TX Matrix router, you can select output for the TX Matrix router only, a specific T640 router, or all components. If a specific component (**lcc** or **scc**) is not specified as an option in the command, the default output displays information for the entire routing matrix.

```
user@router> show chassis hardware ?
```

Possible completions:

```
<[Enter]>      Execute this command
detail         Include RAM and disk information in output
extensive      Display ID EEPROM information
frus           Display assembly IDs and extra PIC information
lcc            Display chassis-specific information (0..3)
scc            Display chassis-specific information
|             Pipe through a command
```

To display all hardware components in a routing matrix, issue the **show chassis hardware** command on the TX Matrix router:

```
user@router> show chassis hardware
```

```
scc-re0:
```

```
-----
Hardware inventory:
```

Item	Version	Part number	Serial number	Description
Chassis				TX Matrix
Midplane	REV 04	710-004396	RB0013	SCC Midplane
FPM GBUS				
FPM Display	REV 04	710-004619	HS5953	SCC FPM
CIP 0	REV 01	710-010218	HS5726	SCC CIP
CIP 1	REV 01	710-010218	HV9163	SCC CIP
PEM 0	Rev 11	740-002595	pm18529	Power Entry Module
Routing Engine 0	REV 02	740-008883	212058900121	RE-4.0
Routing Engine 1	REV 03	740-008883	211123900258	RE-4.0
CB 0	REV 01	710-011709	HS5911	Control Board (CB-TX)
CB 1	REV 01	710-011709	HZ2163	Control Board (CB-TX)
SPMB 0	REV 09	710-003229	HT4129	T-series Switch CPU
SPMB 1	REV 09	710-003229	HT4174	T-series Switch CPU
SIB 0	REV 01	710-011223	HS0663	SIB-S8-F16 1/2
B Board	REV 05	710-011225	HW1210	SIB-S8-F16 1/2 (B)
SIB 1	REV 01	710-005839	HW1160	SIB-S8-F16
B Board	REV 01	710-005840	HW1213	SIB-S8-F16 (B)
SIB 2	REV 05	710-011223	HW1146	SIB-S8-F16 1/2
B Board	REV 05	710-011225	JB8148	SIB-S8-F16 1/2 (B)
SIB 3	REV 05	710-011223	HW1218	SIB-S8-F16 1/2
B Board	REV 05	710-011225	HW1214	SIB-S8-F16 1/2 (B)
SIB 4	REV 05	710-011223	HW1162	SIB-S8-F16 1/2
B Board	REV 05	710-011225	HW1182	SIB-S8-F16 1/2 (B)

```
lcc0-re0:
```

```
-----
Hardware inventory:
```

Item	Version	Part number	Serial number	Description
Chassis			65409	T640
Midplane	REV 03	710-005608	RA1395	T640 Backplane
FPM GBUS	REV 09	710-002901	RA2649	T640 FPM Board
FPM Display	REV 05	710-002897	RA2608	FPM Display
CIP	REV 06	710-002895	HS0753	T-series CIP
PEM 0	Rev 01	740-002595	MF16629	Power Entry Module
SCG 0	REV 11	710-003423	HS4313	T640 Sonet Clock Gen.

SCG 1	REV 11	710-003423	HR9161	T640 Sonet Clock Gen.
Routing Engine 0	REV 03	740-008883	211123900199	RE-4.0
Routing Engine 1	REV 03	740-008883	211123900248	RE-4.0
CB 0	REV 02	710-007655	HS5909	Control Board (CB-T)
CB 1	REV 02	710-007655	HS5910	Control Board (CB-T)
FPC 1	REV 07	710-007527	HR0716	FPC Type 2
CPU	REV 15	710-001726	HS6048	FPC CPU
PIC 0	REV 07	750-001900	AR3722	1x OC-48 SONET, SMSR
PIC 1	REV 05	750-001900	AD3644	1x OC-48 SONET, SMSR
PIC 3	REV 06	750-001900	HD7603	1x OC-48 SONET, SMSR
MMB 1	REV 03	710-005555	HT5273	MMB-288mbit
PPB 0	REV 04	710-003758	HR4249	PPB Type 2
PPB 1	REV 04	710-003758	HR4257	PPB Type 2
FPC 2	REV 01	710-010233	HM4189	E-FPC Type 1
CPU	REV 01	710-010169	HS9936	FPC CPU-Enhanced
PIC 1	REV 03	750-005719	HL8326	1x OC-12 ATM-II IQ, MM
PIC 2	REV 01	750-003141	AD9051	1x G/E, 1000 BASE-SX
MMB 1	REV 01	710-008923	HR0848	MMB 3M 288-bit
FPC 3	REV 01	710-010154	HR0863	E-FPC Type 3
CPU	REV 01	710-010169	HN3422	FPC CPU-Enhanced
PIC 3	REV 01	750-009553	HP3576	4x OC-48 SONET
SFP 0	REV 01	740-009030	P11H5N1	SFP-LR
SFP 1	REV 01	740-009029	35D464P00060	SFP-IR
SFP 3	REV 01	740-009030	P11H5LM	SFP-LR
MMB 0	REV 01	710-010171	HR0821	MMB-288mbit
MMB 1	REV 01	710-010171	HR0818	MMB-288mbit
SPMB 0	REV 09	710-003229	HT4177	T-series Switch CPU
SPMB 1	REV 09	710-003229	HT4176	T-series Switch CPU
SIB 0	REV 07	710-005781	HR5939	SIB-L8-F16
B Board	REV 06	710-005782	HR5944	SIB-L8-F16 (B)
SIB 1	REV 02	710-005781	HZ2146	SIB-L8-F16
B Board	REV 03	710-005782	HY4160	SIB-L8-F16 (B)
SIB 2	REV 07	710-005781	HR5925	SIB-L8-F16
B Board	REV 03	710-005782	HY4161	SIB-L8-F16 (B)
SIB 3	REV 07	710-005781	HR5918	SIB-L8-F16
B Board	REV 06	710-005782	HR5972	SIB-L8-F16 (B)
SIB 4	REV 07	710-005781	HR5935	SIB-L8-F16
B Board	REV 06	710-005782	HR5969	SIB-L8-F16 (B)
lcc2-re0:				

Hardware inventory:

Item	Version	Part number	Serial number	Description
Chassis			55609	T640
Midplane	REV 03	710-005608	RA1444	T640 Backplane
FPM GBUS	REV 09	710-002901	RA3309	T640 FPM Board
FPM Display	REV 05	710-002897	RA3273	FPM Display
CIP	REV 06	710-002895	HS0735	T-series CIP
PEM 0	Rev 11	740-002595	PM18568	Power Entry Module
PEM 1	Rev 11	740-002595	PM18572	Power Entry Module
SCG 0	REV 11	710-003423	HS9991	T640 Sonet Clock Gen.
Routing Engine 0	REV 03	740-008883	211123900183	RE-4.0
Routing Engine 1	REV 02	740-008883	212058900178	RE-4.0
CB 0	REV 02	710-007655	HS5913	Control Board (CB-T)
CB 1	REV 02	710-007655	HS5944	Control Board (CB-T)
FPC 0	REV 05	710-001721	HD5965	FPC Type 3
CPU	REV 09	710-001726	AY4909	FPC CPU
PIC 0	REV 04	750-009553	HV3648	4x OC-48 SONET
SFP 0	REV 01	740-009029	P11JXWP	SFP-IR
SFP 1	REV 01	740-008169	36D525P00154	UNKNOWN
SFP 2	REV 01	740-009028	2353110	SFP-SR
SFP 3	REV 01	740-008169	36D525P00159	UNKNOWN

PIC 1	REV 02	750-009567	HX2875	1x 10GE(LAN),XENPAK
SFP 0	REV 01	740-009898	USC202YW25	XENPAK-LR
MMB 0	REV 03	710-004047	HE3427	MMB-288mbit
MMB 1	REV 03	710-004047	HD5812	MMB-288mbit
ICBM	REV 04	710-003384	HB1884	FPC ICBM
PPB 0	REV 02	710-002845	HC0964	PPB Type 3
PPB 1	REV 02	710-002845	HC0987	PPB Type 3
FPC 1	REV 02	710-002385	HC0618	FPC Type 2
CPU	REV 06	710-001726	HA4724	FPC CPU
PIC 0	REV 02	750-009066	HL9900	1x OC-48 SONET SFP
SFP 0		NON-JNPR	P11QS8W	SFP-LR
PIC 1	REV 02	750-007219	AZ1339	2x OC-12 ATM-II IQ, MM
PIC 2	REV 02	750-002510	AP7476	2x G/E, 1000 BASE-SX
PIC 3	REV 05	750-001900	AD5738	1x OC-48 SONET, SMSR
MMB 1	REV 03	710-004047	HD5829	MMB-288mbit
ICBM	REV 04	710-003384	HC0386	FPC ICBM
PPB 0	REV 02	710-003758	HC0904	PPB Type 2
PPB 1	REV 02	710-003758	HC0898	PPB Type 2
FPC 3	REV 07	710-007529	HR3311	FPC Type 3
CPU	REV 15	710-001726	HR2788	FPC CPU
PIC 0	REV 10	750-004535	HT0545	1x OC-192 SM SR2
PIC 1	REV 12	750-004535	HX2065	1x OC-192 SM SR2
PIC 2	REV 01	750-004535	HC0241	1x OC-192 SM SR1
PIC 3	REV 01	750-004535	HF6583	1x OC-192 SM SR1
MMB 0	REV 03	710-005555	HR5642	MMB-288mbit
MMB 1	REV 03	710-005555	HR5586	MMB-288mbit
PPB 0	REV 04	710-002845	HT6719	PPB Type 3
PPB 1	REV 04	710-002845	HM0206	PPB Type 3
SPMB 0	REV 09	710-003229	HR8685	T-series Switch CPU
SPMB 1	REV 09	710-003229	HR3730	T-series Switch CPU
SIB 0	REV 07	710-005781	HR5937	SIB-L8-F16
B Board	REV 06	710-005782	HZ5288	SIB-L8-F16 (B)
SIB 1	REV 07	710-005781	HZ5279	SIB-L8-F16
B Board	REV 06	710-005782	HR5951	SIB-L8-F16 (B)
SIB 2	REV 07	710-005781	HZ5276	SIB-L8-F16
B Board	REV 06	710-005782	HR5950	SIB-L8-F16 (B)
SIB 3	REV 07	710-005781	HR5915	SIB-L8-F16
B Board	REV 06	710-005782	HZ5285	SIB-L8-F16 (B)
SIB 4	REV 07	710-005781	HR5934	SIB-L8-F16
B Board	REV 06	710-005782	HR5952	SIB-L8-F16 (B)

You can also display individual hardware components in the TX Matrix router, a specific T640 router, or the entire routing matrix. To display all the SIBs in the entire routing matrix, issue the **show chassis sibs** command on the TX Matrix router.

```
user@router> show chassis sibs
```

```
scc-re0:
```

```
-----
Slot  State          Uptime
0      Spare
1      Online          53 minutes, 38 seconds
2      Online          53 minutes, 36 seconds
3      Online          53 minutes, 33 seconds
4      Online          53 minutes, 30 seconds
```

```
1cc0-re0:
```

```
-----
Slot  State          Uptime
0      Spare
1      Online          53 minutes, 18 seconds
```

```

2    Online          53 minutes, 17 seconds
3    Online          53 minutes, 16 seconds
4    Online          53 minutes, 15 seconds

```

```
lcc2-re0:
```

```

-----
Slot  State          Uptime
0     Spare
1     Online         53 minutes, 18 seconds
2     Online         53 minutes, 17 seconds
3     Online         53 minutes, 16 seconds
4     Online         53 minutes, 15 seconds

```

To display information about all master Routing Engines in the routing matrix, issue the **show chassis routing-engine** command on the TX Matrix router:

```
user@router> show chassis routing-engine
```

```
scc-re0:
```

```
-----
Routing Engine status:
```

```
Slot 0:
```

```

Current state          Master
Election priority      Master (default)
Temperature            34 degrees C / 93 degrees F
CPU temperature        35 degrees C / 95 degrees F
DRAM                  2048 MB
Memory utilization     12 percent
CPU utilization:
  User                 0 percent
  Background           0 percent
  Kernel               5 percent
  Interrupt            0 percent
  Idle                 95 percent
Model                 RE-4.0
Serial ID              212058900121
Start time             2004-09-27 08:49:31 PDT
Uptime                1 hour, 4 seconds
Load averages:        1 minute   5 minute   15 minute
                      0.06        0.04        0.05

```

```
Routing Engine status:
```

```
Slot 1:
```

```

Current state          Backup
Election priority      Backup (default)
Temperature            33 degrees C / 91 degrees F
CPU temperature        34 degrees C / 93 degrees F
DRAM                  2048 MB
Memory utilization     10 percent
CPU utilization:
  User                 0 percent
  Background           0 percent
  Kernel               0 percent
  Interrupt            1 percent
  Idle                 99 percent
Model                 RE-4.0
Serial ID              211123900258
Start time             2004-09-26 13:09:13 PDT
Uptime                20 hours, 40 minutes, 4 seconds

```

```
lcc0-re0:
```

```
-----
Routing Engine status:
```

```
Slot 0:
```

```
Current state          Master
```

```

Election priority          Master (default)
Temperature                37 degrees C / 98 degrees F
CPU temperature            38 degrees C / 100 degrees F
DRAM                      2048 MB
Memory utilization        11 percent
CPU utilization:
  User                    0 percent
  Background              0 percent
  Kernel                  3 percent
  Interrupt               1 percent
  Idle                   97 percent
Model                     RE-4.0
Serial ID                 211123900199
Start time                2004-09-27 08:49:24 PDT
Uptime                    1 hour, 11 seconds
Load averages:           1 minute   5 minute   15 minute
                        0.02        0.02        0.00

Routing Engine status:
Slot 1:
  Current state           Backup
  Election priority       Backup (default)
  Temperature             35 degrees C / 95 degrees F
  CPU temperature         35 degrees C / 95 degrees F
  DRAM                    2048 MB
  Memory utilization      10 percent
  CPU utilization:
    User                  0 percent
    Background            0 percent
    Kernel                0 percent
    Interrupt             0 percent
    Idle                  99 percent
  Model                   RE-4.0
  Serial ID               211123900248
  Start time              2004-09-26 13:09:07 PDT
  Uptime                  20 hours, 40 minutes, 12 seconds

lcc2-re0:
-----
Routing Engine status:
Slot 0:
  Current state           Master
  Election priority       Master (default)
  Temperature             33 degrees C / 91 degrees F
  CPU temperature         35 degrees C / 95 degrees F
  DRAM                    2048 MB
  Memory utilization      11 percent
  CPU utilization:
    User                  0 percent
    Background            0 percent
    Kernel                4 percent
    Interrupt             0 percent
    Idle                  96 percent
  Model                   RE-4.0
  Serial ID               211123900183
  Start time              2004-09-27 08:49:26 PDT
  Uptime                  1 hour, 9 seconds
  Load averages:         1 minute   5 minute   15 minute
                        0.15        0.05        0.01

Routing Engine status:
Slot 1:
  Current state           Backup
  Election priority       Backup (default)

```

```

Temperature          32 degrees C / 89 degrees F
CPU temperature       34 degrees C / 93 degrees F
DRAM                 2048 MB
Memory utilization    10 percent
CPU utilization:
  User                0 percent
  Background          0 percent
  Kernel              0 percent
  Interrupt            1 percent
  Idle                99 percent
Model                RE-4.0
Serial ID             212058900178
Start time            2004-09-26 13:09:10 PDT
Uptime                20 hours, 40 minutes, 8 seconds

```

To display information about FPCs in a routing matrix, issue the **show chassis fpc** command. Because there are no FPCs in a TX Matrix router, there is no **scc** option available for this command.

```

user@router> show chassis fpc
1cc0-re0:

```

Slot	State	Temp (C)	CPU Total	Utilization (%) Interrupt	Memory DRAM (MB)	Utilization (%) Heap	Utilization (%) Buffer
0	Empty						
1	Online	31	1	0	256	7	44
2	Online	28	1	0	256	7	44
3	Online	31	3	0	256	14	44
4	Empty						
5	Empty						
6	Empty						
7	Empty						

```

1cc2-re0:

```

Slot	State	Temp (C)	CPU Total	Utilization (%) Interrupt	Memory DRAM (MB)	Utilization (%) Heap	Utilization (%) Buffer
0	Online	31	3	0	256	14	44
1	Online	30	2	0	256	7	44
2	Empty						
3	Online	31	3	0	256	14	44
4	Empty						
5	Empty						
6	Empty						
7	Empty						

You can also check to see if the TX Matrix router and T640 routers are communicating correctly within the routing matrix. To verify that the T640 routers have proper connectivity to the routing matrix, issue the **show chassis lccs** command. In this example, there are two T640 routers in the routing matrix.

```

user@router> show chassis lccs
Slot  State          Uptime
0     Online           52 minutes, 5 seconds
1     Empty
2     Online           52 minutes, 6 seconds
3     Empty

```

Related Documentation

- Routing Matrix with a TX Matrix Router
- [Overview of the Routing Matrix with a TX Matrix Router on page 3](#)

- [Roadmap to Configuring a Routing Matrix with a TX Matrix Router on page 13](#)
- [System Requirements for the Routing Matrix with a TX Matrix Router on page 7](#)

PART 4

Administration

- [Upgrading Software on page 49](#)
- [Management on page 69](#)
- [Commands on page 75](#)

CHAPTER 7

Upgrading Software

- [Upgrading the Software for a Routing Matrix with a TX Matrix Router on page 49](#)

Upgrading the Software for a Routing Matrix with a TX Matrix Router

Before you begin upgrading the software on a TX Matrix Router and to avoid unnecessary network disruption during the upgrade, ensure the following conditions are met.



NOTE: By default, when you upgrade software on the TX Matrix router (**scc**), the new image is loaded onto the TX Matrix router (**scc**) and distributed to all T640 routers (**lcc**) in the routing matrix.

Throughout this document, we use the term TX Matrix router to refer to the switch-card chassis (**SCC**) and T640 router to refer to the line-card chassis (**LCC**).

- A minimum of free disk space and DRAM on each Routing Engine. The software upgrade will fail on any Routing Engine without the required amount of free disk space and DRAM. To determine the amount of disk space currently available on all Routing Engines of the routing matrix, use the CLI **show system storage** command. To determine the amount of DRAM currently available on all the Routing Engines in the routing matrix, use the CLI **show chassis routing-engine** command.
- The master Routing Engines of the TX Matrix router (**scc**) and T640 routers (**lcc**) are all on **re0** or are all on **re1**.
- The backup Routing Engines of the TX Matrix router (**scc**) and T640 routers (**lcc**) are all on **re1** or are all on **re0**.
- All master Routing Engines in all routers run the same version of software. This is necessary for the routing matrix to operate.
- All master and backup Routing Engines run the same version of software before beginning the upgrade procedure. Different versions of the Junos OS can have incompatible message formats especially if you turn on GRES. Because the steps in

the process include changing mastership, running the same version of software is recommended.

- The same Routing Engine model is used within a TX Matrix router (**scc**) and within a T640 router (**lcc**) of a routing matrix. For example, a routing matrix with an **scc** using two RE-A-2000s and an **lcc** using two RE-1600s is supported. However, an **scc** or an **lcc** with two different Routing Engine models is *not* supported. We suggest that all Routing Engines are the same model throughout all routers in the routing matrix. To determine the Routing Engine type, use the CLI **show chassis hardware | match routing** command.



NOTE: It is considered best practice to make sure that all master Routing Engines are **re0** and all backup Routing Engines are **re1** (or vice versa). For the purposes of this document, the master Routing Engine is **re0** and the backup Routing Engine is **re1**.

On the TX Matrix router, perform a Junos OS upgrade on each Routing Engine separately to avoid unnecessary disruption to network operation. Install the new Junos OS Release on the backup Routing Engine (**re1**) while keeping the currently running software version on the master Routing Engine (**re0**).

After making sure that the new software version is running correctly on the backup Routing Engine (**re1**), switch mastership over to **re1**, install the new software on the new backup Routing Engine (**re0**) and then revert mastership from **re1** back to **re0**. These changes are propagated to all of the T640 routers in the routing matrix.

To upgrade the Junos OS for a routing matrix, perform the following tasks:

- [Disabling GRES on the Routing Matrix with a TX Matrix Router on page 50](#)
- [Installing Software on All Backup Routing Engines of a Routing Matrix with a TX Matrix Router on page 52](#)
- [Loading the New Junos OS Version on the Backup Routing Engines of the Routing Matrix with a TX Matrix Router on page 58](#)
- [Installing Software on the Master Routing Engines of a Routing Matrix with a TX Matrix Router on page 61](#)
- [Finalizing the Installation for a Routing Engine with a TX Matrix Router on page 65](#)

Disabling GRES on the Routing Matrix with a TX Matrix Router

Before upgrading the software on the routing matrix with a TX Matrix router, you must disable graceful Routing Engine switchover (GRES) on all the routers in the routing matrix. To disable GRES, perform the following steps on the TX Matrix router:

1. Log in to the master Routing Engine's (**scc-re0**) console.

```
login: root
Password: xxx
```

```
--- Junos 9.5R2.1 built 2009-06-05 08:52:23 UTC
%
```

2. Enter the Junos OS CLI configuration mode:

- a. Start the CLI from the shell prompt using the `cli` command:

```
% cli
{master}
user@host-scc-re0>
```

- b. Launch configuration mode:

```
{master}
user@host-scc-re0> configure
Entering configuration mode
```

```
{master} [edit]
user@host-scc-re0 #
```

3. Disable Routing Engine redundancy and verify that the configuration is removed:

```
{master}[edit]
user@host-scc-re0# show chassis
redundancy {
  graceful-switchover;
}
```

```
{master}[edit]
user@host-scc-re0# delete chassis redundancy
{master}[edit]
user@host-scc-re0# show chassis
```

4. Save the configuration change on all Routing Engines in the routing matrix and exit the CLI configuration mode:

```
{master}[edit]
user@host-scc-re0# commit synchronize and-quit
scc-re0:
configuration check succeeds
lcc0-re1:
commit complete
lcc0-re0:
commit complete
lcc2-re1:
commit complete
lcc2-re0:
commit complete
scc-re1:
commit complete
scc-re0:
commit complete

user@host-scc-re0>
```

Installing Software on All Backup Routing Engines of a Routing Matrix with a TX Matrix Router

Install the new Junos OS Release on all backup Routing Engines (**re1**) of the TX Matrix router while keeping the currently running software version on the master Routing Engines (**re0**). This enables the master Routing Engines (**re0**) to continue operations, minimizing the disruption to the routing matrix with a TX Matrix router and your network.

To install the software on all of the backup Routing Engines (**re1**), perform the following steps:

1. Log in to the backup TX Matrix router (**re1**) Routing Engine's console.

For more information on logging in to the Routing Engine through the console port, see the administration manual for your particular router.

2. To upgrade software for all the backup Routing Engines (**re1**) in the routing matrix, issue the **request system software add** command. Below is an example of the **request system software add** command and the output as the software is being added.

```
user@host-scc-re1> request system software add
/var/tmp/jinstall-9.6B2.7-domestic-signed.tgz
Pushing bundle to lcc0-re1
Pushing bundle to lcc2-re1

Validating on lcc0-re1
Checking compatibility with configuration
Initializing...
Using jbase-9.6B1.8
Verified manifest signed by PackageProduction_9_6_0
Using /var/tmp/jinstall-9.6B2.7-domestic-signed.tgz
Verified jinstall-9.6B2.7-domestic.tgz signed by PackageProduction_9_6_0
Using jinstall-9.6B2.7-domestic.tgz
Using jbundle-9.6B2.7-domestic.tgz
Checking jbundle requirements on /
Using jbase-9.6B2.7.tgz
Verified manifest signed by PackageProduction_9_6_0
Using /var/validate/chroot/tmp/jbundle/jboot-9.6B2.7.tgz
Using jkernel-9.6B2.7.tgz
Verified manifest signed by PackageProduction_9_6_0
Using jcrypto-9.6B2.7.tgz
Verified manifest signed by PackageProduction_9_6_0
Using jpfe-9.6B2.7.tgz
Using jdocs-9.6B2.7.tgz
Verified manifest signed by PackageProduction_9_6_0
Using jroute-9.6B2.7.tgz
Verified manifest signed by PackageProduction_9_6_0
Using jservices-9.6B2.7.tgz
Auto-deleting old jservices-voice ...
Removing /opt/sdk/jservices-voice ...
Removing jservices-voice-bsg-9.6B1.8.tgz from /var/sw/pkg ...
Notifying mspd ...
Installing new jservices-voice ...
Verified jservices-voice-bsg-9.6B2.7.tgz signed by PackageProduction_9_6_0
Creating /var/sw/pkg ...
Creating /opt/sdk/jservices-voice ...
Storing jservices-voice-bsg-9.6B2.7.tgz in /var/sw/pkg ...
Link: /opt/sdk/jservices-voice/jservices-voice-bsg ->
/var/sw/pkg/jservices-voice-bsg-9.6B2.7.tgz...
```

```
Auto-deleting old jservices-bgf ...
Removing /opt/sdk/jservices-bgf ...
Removing jservices-bgf-pic-9.6B1.8.tgz from /var/sw/pkg ...
Notifying mspd ...
Installing new jservices-bgf ...
Verified jservices-bgf-pic-9.6B2.7.tgz signed by PackageProduction_9_6_0
Creating /opt/sdk/jservices-bgf ...
Storing jservices-bgf-pic-9.6B2.7.tgz in /var/sw/pkg ...
Link: /opt/sdk/jservices-bgf/jservices-bgf-pic ->
/var/sw/pkg/jservices-bgf-pic-9.6B2.7.tgz...
Auto-deleting old jservices-aac1 ...
Removing /opt/sdk/jservices-aac1 ...
Removing jservices-aac1-pic-9.6B1.8.tgz from /var/sw/pkg ...
Notifying mspd ...
Installing new jservices-aac1 ...
Verified jservices-aac1-pic-9.6B2.7.tgz signed by PackageProduction_9_6_0
Creating /opt/sdk/jservices-aac1 ...
Storing jservices-aac1-pic-9.6B2.7.tgz in /var/sw/pkg ...
Link: /opt/sdk/jservices-aac1/jservices-aac1-pic ->
/var/sw/pkg/jservices-aac1-pic-9.6B2.7.tgz...
Auto-deleting old jservices-llpdf ...
Removing /opt/sdk/jservices-llpdf ...
Removing jservices-llpdf-pic-9.6B1.8.tgz from /var/sw/pkg ...
Notifying mspd ...
Installing new jservices-llpdf ...
Verified jservices-llpdf-pic-9.6B2.7.tgz signed by PackageProduction_9_6_0
Creating /opt/sdk/jservices-llpdf ...
Storing jservices-llpdf-pic-9.6B2.7.tgz in /var/sw/pkg ...
Link: /opt/sdk/jservices-llpdf/jservices-llpdf-pic ->
/var/sw/pkg/jservices-llpdf-pic-9.6B2.7.tgz...
Auto-deleting old jservices-sfw ...
Removing /opt/sdk/jservices-sfw ...
Removing jservices-sfw-pic-9.6B1.8.tgz from /var/sw/pkg ...
Notifying mspd ...
Installing new jservices-sfw ...
Verified jservices-sfw-pic-9.6B2.7.tgz signed by PackageProduction_9_6_0
Creating /opt/sdk/jservices-sfw ...
Storing jservices-sfw-pic-9.6B2.7.tgz in /var/sw/pkg ...
Link: /opt/sdk/jservices-sfw/jservices-sfw-pic ->
/var/sw/pkg/jservices-sfw-pic-9.6B2.7.tgz...
Auto-deleting old jservices-appid ...
Removing /opt/sdk/jservices-appid ...
Removing jservices-appid-pic-9.6B1.8.tgz from /var/sw/pkg ...
Notifying mspd ...
Installing new jservices-appid ...
Verified jservices-appid-pic-9.6B2.7.tgz signed by PackageProduction_9_6_0
Creating /opt/sdk/jservices-appid ...
Storing jservices-appid-pic-9.6B2.7.tgz in /var/sw/pkg ...
Link: /opt/sdk/jservices-appid/jservices-appid-pic ->
/var/sw/pkg/jservices-appid-pic-9.6B2.7.tgz...
Auto-deleting old jservices-idp ...
Removing /opt/sdk/jservices-idp ...
Removing jservices-idp-pic-9.6B1.8.tgz from /var/sw/pkg ...
Notifying mspd ...
Installing new jservices-idp ...
Verified jservices-idp-pic-9.6B2.7.tgz signed by PackageProduction_9_6_0
Creating /opt/sdk/jservices-idp ...
Storing jservices-idp-pic-9.6B2.7.tgz in /var/sw/pkg ...
Link: /opt/sdk/jservices-idp/jservices-idp-pic ->
/var/sw/pkg/jservices-idp-pic-9.6B2.7.tgz...
Hardware Database regeneration succeeded
```

```
Validating against /config/juniper.conf.gz
mgd: commit complete
Validation succeeded

Validating on lcc2-re1
Checking compatibility with configuration
Initializing...
Using jbase-9.6B1.8
Verified manifest signed by PackageProduction_9_6_0
Using /var/tmp/jinstall-9.6B2.7-domestic-signed.tgz
Verified jinstall-9.6B2.7-domestic.tgz signed by PackageProduction_9_6_0
Using jinstall-9.6B2.7-domestic.tgz
Using jbundle-9.6B2.7-domestic.tgz
Checking jbundle requirements on /
Using jbase-9.6B2.7.tgz
Verified manifest signed by PackageProduction_9_6_0
Using /var/validate/chroot/tmp/jbundle/jboot-9.6B2.7.tgz
Using jkernel-9.6B2.7.tgz
Verified manifest signed by PackageProduction_9_6_0
Using jcrypto-9.6B2.7.tgz
Verified manifest signed by PackageProduction_9_6_0
Using jpfe-9.6B2.7.tgz
Using jdocs-9.6B2.7.tgz
Verified manifest signed by PackageProduction_9_6_0
Using jroute-9.6B2.7.tgz
Verified manifest signed by PackageProduction_9_6_0
Using jservices-9.6B2.7.tgz
Auto-deleting old jservices-voice ...
Removing /opt/sdk/jservices-voice ...
Removing jservices-voice-bsg-9.6B1.8.tgz from /var/sw/pkg ...
Notifying mspd ...
Installing new jservices-voice ...
Verified jservices-voice-bsg-9.6B2.7.tgz signed by PackageProduction_9_6_0
Creating /var/sw/pkg ...
Creating /opt/sdk/jservices-voice ...
Storing jservices-voice-bsg-9.6B2.7.tgz in /var/sw/pkg ...
Link: /opt/sdk/jservices-voice/jservices-voice-bsg ->
/var/sw/pkg/jservices-voice-bsg-9.6B2.7.tgz...
Auto-deleting old jservices-bgf ...
Removing /opt/sdk/jservices-bgf ...
Removing jservices-bgf-pic-9.6B1.8.tgz from /var/sw/pkg ...
Notifying mspd ...
Installing new jservices-bgf ...
Verified jservices-bgf-pic-9.6B2.7.tgz signed by PackageProduction_9_6_0
Creating /opt/sdk/jservices-bgf ...
Storing jservices-bgf-pic-9.6B2.7.tgz in /var/sw/pkg ...
Link: /opt/sdk/jservices-bgf/jservices-bgf-pic ->
/var/sw/pkg/jservices-bgf-pic-9.6B2.7.tgz...
Auto-deleting old jservices-aac1 ...
Removing /opt/sdk/jservices-aac1 ...
Removing jservices-aac1-pic-9.6B1.8.tgz from /var/sw/pkg ...
Notifying mspd ...
Installing new jservices-aac1 ...
Verified jservices-aac1-pic-9.6B2.7.tgz signed by PackageProduction_9_6_0
Creating /opt/sdk/jservices-aac1 ...
Storing jservices-aac1-pic-9.6B2.7.tgz in /var/sw/pkg ...
Link: /opt/sdk/jservices-aac1/jservices-aac1-pic ->
/var/sw/pkg/jservices-aac1-pic-9.6B2.7.tgz...
Auto-deleting old jservices-llpdf ...
Removing /opt/sdk/jservices-llpdf ...
Removing jservices-llpdf-pic-9.6B1.8.tgz from /var/sw/pkg ...
```

```

Notifying mspd ...
Installing new jservices-llpdf ...
Verified jservices-llpdf-pic-9.6B2.7.tgz signed by PackageProduction_9_6_0
Creating /opt/sdk/jservices-llpdf ...
Storing jservices-llpdf-pic-9.6B2.7.tgz in /var/sw/pkg ...
Link: /opt/sdk/jservices-llpdf/jservices-llpdf-pic ->
/var/sw/pkg/jservices-llpdf-pic-9.6B2.7.tgz...
Auto-deleting old jservices-sfw ...
Removing /opt/sdk/jservices-sfw ...
Removing jservices-sfw-pic-9.6B1.8.tgz from /var/sw/pkg ...
Notifying mspd ...
Installing new jservices-sfw ...
Verified jservices-sfw-pic-9.6B2.7.tgz signed by PackageProduction_9_6_0
Creating /opt/sdk/jservices-sfw ...
Storing jservices-sfw-pic-9.6B2.7.tgz in /var/sw/pkg ...
Link: /opt/sdk/jservices-sfw/jservices-sfw-pic ->
/var/sw/pkg/jservices-sfw-pic-9.6B2.7.tgz...
Auto-deleting old jservices-appid ...
Removing /opt/sdk/jservices-appid ...
Removing jservices-appid-pic-9.6B1.8.tgz from /var/sw/pkg ...
Notifying mspd ...
Installing new jservices-appid ...
Verified jservices-appid-pic-9.6B2.7.tgz signed by PackageProduction_9_6_0
Creating /opt/sdk/jservices-appid ...
Storing jservices-appid-pic-9.6B2.7.tgz in /var/sw/pkg ...
Link: /opt/sdk/jservices-appid/jservices-appid-pic ->
/var/sw/pkg/jservices-appid-pic-9.6B2.7.tgz...
Auto-deleting old jservices-idp ...
Removing /opt/sdk/jservices-idp ...
Removing jservices-idp-pic-9.6B1.8.tgz from /var/sw/pkg ...
Notifying mspd ...
Installing new jservices-idp ...
Verified jservices-idp-pic-9.6B2.7.tgz signed by PackageProduction_9_6_0
Creating /opt/sdk/jservices-idp ...
Storing jservices-idp-pic-9.6B2.7.tgz in /var/sw/pkg ...
Link: /opt/sdk/jservices-idp/jservices-idp-pic ->
/var/sw/pkg/jservices-idp-pic-9.6B2.7.tgz...
Hardware Database regeneration succeeded
Validating against /config/juniper.conf.gz
mgd: commit complete
Validation succeeded

Validating on scc-rel
Checking compatibility with configuration
Initializing...
Using jbase-9.6B1.8
Verified manifest signed by PackageProduction_9_6_0
Using /var/tmp/jinstall-9.6B2.7-domestic-signed.tgz
Verified jinstall-9.6B2.7-domestic.tgz signed by PackageProduction_9_6_0
Using jinstall-9.6B2.7-domestic.tgz
Using jbundle-9.6B2.7-domestic.tgz
Checking jbundle requirements on /
Using jbase-9.6B2.7.tgz
Verified manifest signed by PackageProduction_9_6_0
Using /var/validate/chroot/tmp/jbundle/jboot-9.6B2.7.tgz
Using jkernel-9.6B2.7.tgz
Verified manifest signed by PackageProduction_9_6_0
Using jcrypto-9.6B2.7.tgz
Verified manifest signed by PackageProduction_9_6_0
Using jpfe-9.6B2.7.tgz
Using jdocs-9.6B2.7.tgz

```

```
Verified manifest signed by PackageProduction_9_6_0
Using jroute-9.6B2.7.tgz
Verified manifest signed by PackageProduction_9_6_0
Using jservices-9.6B2.7.tgz
Auto-deleting old jservices-voice ...
Removing /opt/sdk/jservices-voice ...
Removing jservices-voice-bsg-9.6B1.8.tgz from /var/sw/pkg ...
Notifying mspd ...
Installing new jservices-voice ...
Verified jservices-voice-bsg-9.6B2.7.tgz signed by PackageProduction_9_6_0
Creating /var/sw/pkg ...
Creating /opt/sdk/jservices-voice ...
Storing jservices-voice-bsg-9.6B2.7.tgz in /var/sw/pkg ...
Link: /opt/sdk/jservices-voice/jservices-voice-bsg ->
/var/sw/pkg/jservices-voice-bsg-9.6B2.7.tgz...
Auto-deleting old jservices-bgf ...
Removing /opt/sdk/jservices-bgf ...
Removing jservices-bgf-pic-9.6B1.8.tgz from /var/sw/pkg ...
Notifying mspd ...
Installing new jservices-bgf ...
Verified jservices-bgf-pic-9.6B2.7.tgz signed by PackageProduction_9_6_0
Creating /opt/sdk/jservices-bgf ...
Storing jservices-bgf-pic-9.6B2.7.tgz in /var/sw/pkg ...
Link: /opt/sdk/jservices-bgf/jservices-bgf-pic ->
/var/sw/pkg/jservices-bgf-pic-9.6B2.7.tgz...
Auto-deleting old jservices-aac1 ...
Removing /opt/sdk/jservices-aac1 ...
Removing jservices-aac1-pic-9.6B1.8.tgz from /var/sw/pkg ...
Notifying mspd ...
Installing new jservices-aac1 ...
Verified jservices-aac1-pic-9.6B2.7.tgz signed by PackageProduction_9_6_0
Creating /opt/sdk/jservices-aac1 ...
Storing jservices-aac1-pic-9.6B2.7.tgz in /var/sw/pkg ...
Link: /opt/sdk/jservices-aac1/jservices-aac1-pic ->
/var/sw/pkg/jservices-aac1-pic-9.6B2.7.tgz...
Auto-deleting old jservices-llpdf ...
Removing /opt/sdk/jservices-llpdf ...
Removing jservices-llpdf-pic-9.6B1.8.tgz from /var/sw/pkg ...
Notifying mspd ...
Installing new jservices-llpdf ...
Verified jservices-llpdf-pic-9.6B2.7.tgz signed by PackageProduction_9_6_0
Creating /opt/sdk/jservices-llpdf ...
Storing jservices-llpdf-pic-9.6B2.7.tgz in /var/sw/pkg ...
Link: /opt/sdk/jservices-llpdf/jservices-llpdf-pic ->
/var/sw/pkg/jservices-llpdf-pic-9.6B2.7.tgz...
Auto-deleting old jservices-sfw ...
Removing /opt/sdk/jservices-sfw ...
Removing jservices-sfw-pic-9.6B1.8.tgz from /var/sw/pkg ...
Notifying mspd ...
Installing new jservices-sfw ...
Verified jservices-sfw-pic-9.6B2.7.tgz signed by PackageProduction_9_6_0
Creating /opt/sdk/jservices-sfw ...
Storing jservices-sfw-pic-9.6B2.7.tgz in /var/sw/pkg ...
Link: /opt/sdk/jservices-sfw/jservices-sfw-pic ->
/var/sw/pkg/jservices-sfw-pic-9.6B2.7.tgz...
Auto-deleting old jservices-appid ...
Removing /opt/sdk/jservices-appid ...
Removing jservices-appid-pic-9.6B1.8.tgz from /var/sw/pkg ...
Notifying mspd ...
Installing new jservices-appid ...
Verified jservices-appid-pic-9.6B2.7.tgz signed by PackageProduction_9_6_0
```



```

Creating /opt/sdk/jservices-appid ...
Storing jservices-appid-pic-9.6B2.7.tgz in /var/sw/pkg ...
Link: /opt/sdk/jservices-appid/jservices-appid-pic ->
/var/sw/pkg/jservices-appid-pic-9.6B2.7.tgz...
Auto-deleting old jservices-idp ...
Removing /opt/sdk/jservices-idp ...
Removing jservices-idp-pic-9.6B1.8.tgz from /var/sw/pkg ...
Notifying mspd ...
Installing new jservices-idp ...
Verified jservices-idp-pic-9.6B2.7.tgz signed by PackageProduction_9_6_0
Creating /opt/sdk/jservices-idp ...
Storing jservices-idp-pic-9.6B2.7.tgz in /var/sw/pkg ...
Link: /opt/sdk/jservices-idp/jservices-idp-pic ->
/var/sw/pkg/jservices-idp-pic-9.6B2.7.tgz...
Hardware Database regeneration succeeded
Validating against /config/juniper.conf.gz
mgd: commit complete
Validation succeeded
Done with validate on all chassis

```

```

lcc0-re1:
Installing package '/var/tmp/jinstall-9.6B2.7-domestic-signed.tgz' ...
Verified jinstall-9.6B2.7-domestic.tgz signed by PackageProduction_9_6_0
Adding jinstall...
Verified manifest signed by PackageProduction_9_6_0

```

```

WARNING: This package will load JUNOS 9.6B2.7 software.
WARNING: It will save JUNOS configuration files, and SSH keys
WARNING: (if configured), but erase all other files and information
WARNING: stored on this machine. It will attempt to preserve dumps
WARNING: and log files, but this can not be guaranteed. This is the
WARNING: pre-installation stage and all the software is loaded when
WARNING: you reboot the system.

```

```

Saving the config files ...
NOTICE: uncommitted changes have been saved in
/var/db/config/juniper.conf.pre-install
Installing the bootstrap installer ...

```

```

WARNING: A REBOOT IS REQUIRED TO LOAD THIS SOFTWARE CORRECTLY. Use the
WARNING: 'request system reboot' command when software installation is
WARNING: complete. To abort the installation, do not reboot your system,
WARNING: instead use the 'request system software delete jinstall'
WARNING: command as soon as this operation completes.

```

```

Saving package file in /var/sw/pkg/jinstall-9.6B2.7-domestic-signed.tgz ...
Saving state for rollback ...

```

```

lcc2-re1:
Installing package '/var/tmp/jinstall-9.6B2.7-domestic-signed.tgz' ...
Verified jinstall-9.6B2.7-domestic.tgz signed by PackageProduction_9_6_0
Adding jinstall...
Verified manifest signed by PackageProduction_9_6_0

```

```

WARNING: This package will load JUNOS 9.6B2.7 software.
WARNING: It will save JUNOS configuration files, and SSH keys
WARNING: (if configured), but erase all other files and information
WARNING: stored on this machine. It will attempt to preserve dumps
WARNING: and log files, but this can not be guaranteed. This is the
WARNING: pre-installation stage and all the software is loaded when
WARNING: you reboot the system.

```

```
Saving the config files ...
NOTICE: uncommitted changes have been saved in
/var/db/config/juniper.conf.pre-install
Installing the bootstrap installer ...

WARNING:  A REBOOT IS REQUIRED TO LOAD THIS SOFTWARE CORRECTLY. Use the
WARNING:  'request system reboot' command when software installation is
WARNING:  complete. To abort the installation, do not reboot your system,
WARNING:  instead use the 'request system software delete jinstall'
WARNING:  command as soon as this operation completes.

Saving package file in /var/sw/pkg/jinstall-9.6B2.7-domestic-signed.tgz ...
Saving state for rollback ...

scc-rel:
Installing package '/var/tmp/jinstall-9.6B2.7-domestic-signed.tgz' ...
Verified jinstall-9.6B2.7-domestic.tgz signed by PackageProduction_9_6_0
Adding jinstall...
Verified manifest signed by PackageProduction_9_6_0

WARNING:  This package will load JUNOS 9.6B2.7 software.
WARNING:  It will save JUNOS configuration files, and SSH keys
WARNING:  (if configured), but erase all other files and information
WARNING:  stored on this machine. It will attempt to preserve dumps
WARNING:  and log files, but this can not be guaranteed. This is the
WARNING:  pre-installation stage and all the software is loaded when
WARNING:  you reboot the system.

Saving the config files ...
NOTICE: uncommitted changes have been saved in
/var/db/config/juniper.conf.pre-install
Installing the bootstrap installer ...

WARNING:  A REBOOT IS REQUIRED TO LOAD THIS SOFTWARE CORRECTLY. Use the
WARNING:  'request system reboot' command when software installation is
WARNING:  complete. To abort the installation, do not reboot your system,
WARNING:  instead use the 'request system software delete jinstall'
WARNING:  command as soon as this operation completes.

Saving package file in /var/sw/pkg/jinstall-9.6B2.7-domestic-signed.tgz ...
Saving state for rollback ...

user@host-scc-rel>

For more information on the request system software add command, see the Junos
System Basics and Services Command Reference.
```

Loading the New Junos OS Version on the Backup Routing Engines of the Routing Matrix with a TX Matrix Router

After you have added the new software version to the backup Routing Engines (**re1**), reboot the routing matrix with a TX Matrix router to load the new software and verify the version of the software. To reboot the routing matrix, reboot the TX Matrix router which forces all T640 routers to reboot and loads the new software on all backup Routing Engines (**re1**) in the routing matrix.

1. Reboot the TX Matrix router to start the new software using the **request system reboot** command:

```

user@host-scc-re1> request system reboot
Reboot the system ? [yes,no] (no) yes

rebooting lcc0-re1
Rebooting lcc2-re1
Shutdown NOW!
Reboot consistency check bypassed - jinstall 9.6B2.7 will complete installation
upon reboot
[pid 23517]

user@host-scc-re1>

```

```

*** FINAL System shutdown message from user@host-scc-re1> ***

```

```

System going down IMMEDIATELY

```

```

rlogin: connection closed
user@host-scc-re0>

```



NOTE: You must reboot to load the new installation of the Junos OS onto the backup Routing Engine (re1) of the TX Matrix router and to propagate the new image on all backup Routing Engines (re1) of the T640 routers in the routing matrix.

To abort the installation, do not reboot your system; instead, finish the installation and then issue the **request system software delete jinstall** command. This is your last chance to stop the installation.

All the software is loaded on all the backup Routing Engines when you reboot the system. Installation can take about 10 minutes. The backup Routing Engines (re1) then reboot from the boot device on which the software was just installed. When the reboot is complete, the TX Matrix router backup Routing Engine (re1) displays the login prompt.

While the software is being upgraded, the Routing Engine (re1) on which you are performing the installation is not routing traffic.

2. Log in to the TX Matrix router backup Routing Engine (re1) and issue the **show version** command to verify the version of the software installed:

```

user@host-scc-re1>> show version
scc-re1:
-----
Hostname: z8-1
Model: TX Matrix
JUNOS Base OS boot [9.6B2.7]
JUNOS Base OS Software Suite [9.6B2.7]
JUNOS Kernel Software Suite [9.6B2.7]
JUNOS Crypto Software Suite [9.6B2.7]
JUNOS Packet Forwarding Engine Support (M/T Common) [9.6B2.7]
JUNOS Packet Forwarding Engine Support (T-Series) [9.6B2.7]
JUNOS Online Documentation [9.6B2.7]

```

```
JUNOS Voice Services Container package [9.6B2.7]
JUNOS Border Gateway Function package [9.6B2.7]
JUNOS Services AACL Container package [9.6B2.7]
JUNOS Services LL-PDF Container package [9.6B2.7]
JUNOS Services Stateful Firewall [9.6B2.7]
JUNOS AppId Services [9.6B2.7]
JUNOS IDP Services [9.6B2.7]
JUNOS Routing Software Suite [9.6B2.7]
```

lcc0-re1:

```
-----
Hostname: z8-lcc0-re1
Model: t640
JUNOS Base OS boot [9.6B2.7]
JUNOS Base OS Software Suite [9.6B2.7]
JUNOS Kernel Software Suite [9.6B2.7]
JUNOS Crypto Software Suite [9.6B2.7]
JUNOS Packet Forwarding Engine Support (M/T Common) [9.6B2.7]
JUNOS Packet Forwarding Engine Support (T-Series) [9.6B2.7]
JUNOS Online Documentation [9.6B2.7]
JUNOS Voice Services Container package [9.6B2.7]
JUNOS Border Gateway Function package [9.6B2.7]
JUNOS Services AACL Container package [9.6B2.7]
JUNOS Services LL-PDF Container package [9.6B2.7]
JUNOS Services Stateful Firewall [9.6B2.7]
JUNOS AppId Services [9.6B2.7]
JUNOS IDP Services [9.6B2.7]
JUNOS Routing Software Suite [9.6B2.7]
```

lcc2-re1:

```
-----
Hostname: z8-lcc2-re1
Model: t640
JUNOS Base OS boot [9.6B2.7]
JUNOS Base OS Software Suite [9.6B2.7]
JUNOS Kernel Software Suite [9.6B2.7]
JUNOS Crypto Software Suite [9.6B2.7]
JUNOS Packet Forwarding Engine Support (M/T Common) [9.6B2.7]
JUNOS Packet Forwarding Engine Support (T-Series) [9.6B2.7]
JUNOS Online Documentation [9.6B2.7]
JUNOS Voice Services Container package [9.6B2.7]
JUNOS Border Gateway Function package [9.6B2.7]
JUNOS Services AACL Container package [9.6B2.7]
JUNOS Services LL-PDF Container package [9.6B2.7]
JUNOS Services Stateful Firewall [9.6B2.7]
JUNOS AppId Services [9.6B2.7]
JUNOS IDP Services [9.6B2.7]
JUNOS Routing Software Suite [9.6B2.7]
```

Installing Software on the Master Routing Engines of a Routing Matrix with a TX Matrix Router

Before you install the new software on the master Routing Engines (**re0**) of the routing matrix with a TX Matrix router, you need to switch mastership over to the backup Routing Engines (**re1**) to minimize the disruption to network operation.

To change mastership and install the new software version on the new backup Routing Engine (**re0**), perform the following steps:

1. On the TX Matrix router, log in to the original master Routing Engine (**re0**) console port.

For more information on logging in to the Routing Engine through the console port, see the administration guide for your particular router.

2. Transfer mastership to the backup Routing Engine (**re1**) for all routers in the routing matrix using the **request chassis routing-engine master switch all-chassis** command:

```
user@host-scc-re0> request chassis routing-engine master switch all-chassis
warning: Traffic will be interrupted while the PFE is re-initialized
Toggle mastership between routing engines ? [yes,no] (no) yes
```

```
1cc0-re0:
```

```
-----
warning: Traffic will be interrupted while the PFE is re-initialized
Resolving mastership...
Complete. The other routing engine becomes the master.
```

```
1cc2-re0:
```

```
-----
warning: Traffic will be interrupted while the PFE is re-initialized
Resolving mastership...
Complete. The other routing engine becomes the master.
```

```
scc-re0:
```

```
-----
warning: Traffic will be interrupted while the PFE is re-initialized
Resolving mastership...
Complete. The other routing engine becomes the master.
```

3. Verify that the backup Routing Engine (slot 1) is now the master Routing Engine on all routers in the routing matrix using the **show chassis routing-engine** command:

```
user@host-scc-re0> show chassis routing-engine
scc-re0:
```

```
-----
Routing Engine status:
```

```
Slot 0:
```

Current state	Backup
Election priority	Master (default)
[...Output Truncated...]	

```
Routing Engine status:
```

```
Slot 1:
```

Current state	Master
Election priority	Backup (default)
[...Output Truncated...]	

```
1cc0-re0:
```

```

Routing Engine status:
Slot 0:
  Current state      Backup
  Election priority  Master (default)
  [...Output Truncated...]
                                0.02      0.07      0.11

```

```

Routing Engine status:
Slot 1:
  Current state      Master
  Election priority  Backup (default)
  [...Output Truncated...]

```

```
lcc2-re0:
```

```

-----
Routing Engine status:
Slot 0:
  Current state      Backup
  Election priority  Master (default)
  [...Output Truncated...]
Routing Engine status:
Slot 1:
  Current state      Master
  Election priority  Backup (default)
  [...Output Truncated...]

```

4. Install the new software package using the **request system software add** command:

```

user@host-scc-re0> request system software add
/var/tmp/jinstall-9.6B2.7-domestic-signed.tgz
Pushing bundle to lcc0-re0
Pushing bundle to lcc2-re0
[...Output Truncated...]

```

5. Reboot the Routing Engine (re0) using the **request system reboot** command:

```

user@host-scc-re0> request system reboot
Reboot the system ? [yes,no] (no) yes

Rebooting lcc0-re0
Rebooting lcc2-re0
Shutdown NOW!
Reboot consistency check bypassed - jinstall 9.6B2.7 will complete installation
upon reboot
[pid 9071]

```

```
user@host-scc-re0>
```

```
*** FINAL System shutdown message from user@host-scc-re0> ***
```

```
System going down IMMEDIATELY
```

```
Connection closed by foreign host.
```



NOTE: You must reboot to load the new installation of the Junos OS onto the original master Routing Engine (re0) of the TX Matrix router and to propagate the new image on all original master Routing Engines (re0) of the T640 routers in the routing matrix.

To abort the installation, do not reboot your system; instead, finish the installation and then issue the `request system software delete jinstall` command. This is your last chance to stop the installation.

The software is loaded when you reboot the system. Installation can take about 10 minutes. The routers then reboot from the boot device on which the software was just installed. When the reboot is complete, the TX Matrix Routing Engine (re0) displays the login prompt.

While the software is being upgraded, the Routing Engine (re0) on which you are performing the installation does not route traffic.

6. Log in and issue the **show version** command to verify the version of the software installed:

```
user@host-scc-re0> show version
scc-re0:
```

```
-----
Hostname: z8
Model: TX Matrix
JUNOS Base OS boot [9.6B2.7]
JUNOS Base OS Software Suite [9.6B2.7]
JUNOS Kernel Software Suite [9.6B2.7]
JUNOS Crypto Software Suite [9.6B2.7]
JUNOS Packet Forwarding Engine Support (M/T Common) [9.6B2.7]
JUNOS Packet Forwarding Engine Support (T-Series) [9.6B2.7]
JUNOS Online Documentation [9.6B2.7]
JUNOS Voice Services Container package [9.6B2.7]
JUNOS Border Gateway Function package [9.6B2.7]
JUNOS Services AACL Container package [9.6B2.7]
JUNOS Services LL-PDF Container package [9.6B2.7]
JUNOS Services Stateful Firewall [9.6B2.7]
JUNOS AppId Services [9.6B2.7]
JUNOS IDP Services [9.6B2.7]
JUNOS Routing Software Suite [9.6B2.7]
```

```
lcc0-re0:
```

```
-----
Hostname: z8-lcc0-re0
Model: t640
JUNOS Base OS boot [9.6B2.7]
JUNOS Base OS Software Suite [9.6B2.7]
JUNOS Kernel Software Suite [9.6B2.7]
JUNOS Crypto Software Suite [9.6B2.7]
JUNOS Packet Forwarding Engine Support (M/T Common) [9.6B2.7]
JUNOS Packet Forwarding Engine Support (T-Series) [9.6B2.7]
JUNOS Online Documentation [9.6B2.7]
JUNOS Voice Services Container package [9.6B2.7]
JUNOS Border Gateway Function package [9.6B2.7]
JUNOS Services AACL Container package [9.6B2.7]
JUNOS Services LL-PDF Container package [9.6B2.7]
```

```
JUNOS Services Stateful Firewall [9.6B2.7]
JUNOS AppId Services [9.6B2.7]
JUNOS IDP Services [9.6B2.7]
JUNOS Routing Software Suite [9.6B2.7]
```

```
lcc2-re0:
```

```
-----
Hostname: z8-lcc2-re0
Model: t640
JUNOS Base OS boot [9.6B2.7]
JUNOS Base OS Software Suite [9.6B2.7]
JUNOS Kernel Software Suite [9.6B2.7]
JUNOS Crypto Software Suite [9.6B2.7]
JUNOS Packet Forwarding Engine Support (M/T Common) [9.6B2.7]
JUNOS Packet Forwarding Engine Support (T-Series) [9.6B2.7]
JUNOS Online Documentation [9.6B2.7]
JUNOS Voice Services Container package [9.6B2.7]
JUNOS Border Gateway Function package [9.6B2.7]
JUNOS Services AACL Container package [9.6B2.7]
JUNOS Services LL-PDF Container package [9.6B2.7]
JUNOS Services Stateful Firewall [9.6B2.7]
JUNOS AppId Services [9.6B2.7]
JUNOS IDP Services [9.6B2.7]
JUNOS Routing Software Suite [9.6B2.7]
```

7. (Optional to avoid another traffic disruption) Transfer routing control back to the original master Routing Engine (re0) using the **request chassis routing-engine master switch all-chassis** command:

```
user@host-scc-re0> request chassis routing-engine master switch all-chassis
warning: Traffic will be interrupted while the PFE is re-initialized
Toggle mastership between routing engines ? [yes,no] (no) yes
```

```
lcc0-re0:
```

```
-----
warning: Traffic will be interrupted while the PFE is re-initialized
Resolving mastership...
Complete. The local routing engine becomes the master.
```

```
lcc2-re0:
```

```
-----
warning: Traffic will be interrupted while the PFE is re-initialized
Resolving mastership...
Complete. The local routing engine becomes the master.
```

```
scc-re0:
```

```
-----
warning: Traffic will be interrupted while the PFE is re-initialized
Resolving mastership...
Complete. The local routing engine becomes the master.
```

8. Verify that the master Routing Engine (slot 0) is indeed the master Routing Engine using the **show chassis routing-engine** command:

```
user@host-scc-re0> show chassis routing-engine
scc-re0:
```

```
-----
Routing Engine status:
```

Slot 0:	
Current state	Master
Election priority	Master (default)


```

[...Output Truncated...]

Routing Engine status:
Slot 1:
  Current state          Backup
  Election priority      Backup (default)
  [...Output Truncated...]

lcc0-re0:
-----
Routing Engine status:
Slot 0:
  Current state          Master
  Election priority      Master (default)
  [...Output Truncated...]

Routing Engine status:
Slot 1:
  Current state          Backup
  Election priority      Backup (default)
  [...Output Truncated...]

lcc2-re0:
-----
Routing Engine status:
Slot 0:
  Current state          Master
  Election priority      Master (default)
  [...Output Truncated...]

Routing Engine status:
Slot 1:
  Current state          Backup
  Election priority      Backup (default)
  [...Output Truncated...]

```

Finalizing the Installation for a Routing Engine with a TX Matrix Router

After the software is installed on all Routing Engines, you return the routing matrix with a TX Matrix router back to its original configuration and back up the new installation.

1. Restore the configuration that existed before you deleted it at the start of this procedure using the **configure** and **rollback** commands:

```

user@host-scc-re0> configure
Entering configuration mode

```

```

[edit]
user@host-scc-re0# rollback 1
load complete

```

2. Save the configuration change on all Routing Engines using the **commit synchronize and-quit** command:

```

[edit]
user@host-scc-re0# commit synchronize and-quit
scc-re0:
configuration check succeeds
lcc0-re1:
commit complete

```

```
lcc0-re0:
commit complete
lcc2-re1:
commit complete
lcc2-re0:
commit complete
scc-re1:
commit complete
scc-re0:
commit complete
```

```
user@host-scc-re0>
```

3. After you have installed the new software and are satisfied that it is successfully running, issue the following commands to back up the new software on both the master (re0) and the backup (re1) Routing Engines:

```
user@host-scc-re0> request system snapshot
user@host-scc-re0> request chassis routing-engine master switch all-chassis
user@host-scc-re1> request system snapshot
```

The sample output below shows examples of all the commands above.

```
{master}
user@host-scc-re0> request system snapshot
scc-re0:
-----
Verifying compatibility of destination media partitions...
Running newfs (220MB) on hard-disk media / partition (ad1s1a)...
Running newfs (24MB) on hard-disk media /config partition (ad1s1e)...
Copying '/dev/ad0s1a' to '/dev/ad1s1a' .. (this may take a few minutes)
Copying '/dev/ad0s1e' to '/dev/ad1s1e' .. (this may take a few minutes)
The following filesystems were archived: / /config

lcc0-re0:
-----
Verifying compatibility of destination media partitions...
Running newfs (220MB) on hard-disk media / partition (ad1s1a)...
Running newfs (24MB) on hard-disk media /config partition (ad1s1e)...
Copying '/dev/ad0s1a' to '/dev/ad1s1a' .. (this may take a few minutes)
Copying '/dev/ad0s1e' to '/dev/ad1s1e' .. (this may take a few minutes)
The following filesystems were archived: / /config

lcc2-re0:
-----
Verifying compatibility of destination media partitions...
Running newfs (220MB) on hard-disk media / partition (ad1s1a)...
Running newfs (24MB) on hard-disk media /config partition (ad1s1e)...
Copying '/dev/ad0s1a' to '/dev/ad1s1a' .. (this may take a few minutes)
Copying '/dev/ad0s1e' to '/dev/ad1s1e' .. (this may take a few minutes)
The following filesystems were archived: / /config

{master}
user@host-scc-re0> request chassis routing-engine master switch all-chassis
Toggle mastership between routing engines ? [yes,no] (no) yes

lcc0-re0:
-----
Resolving mastership...
Complete. The other routing engine becomes the master.

lcc2-re0:
```

```
-----
Resolving mastership...
Complete. The other routing engine becomes the master.
```

```
scc-re0:
```

```
-----
Resolving mastership...
Complete. The other routing engine becomes the master.
```

```
{master}
user@host-scc-re1> request system snapshot
scc-re1:
```

```
-----
Verifying compatibility of destination media partitions...
Running newfs (220MB) on hard-disk media / partition (ad1s1a)...
Running newfs (24MB) on hard-disk media /config partition (ad1s1e)...
Copying '/dev/ad0s1a' to '/dev/ad1s1a' .. (this may take a few minutes)
Copying '/dev/ad0s1e' to '/dev/ad1s1e' .. (this may take a few minutes)
The following filesystems were archived: / /config
```

```
lcc0-re1:
```

```
-----
Verifying compatibility of destination media partitions...
Running newfs (223MB) on hard-disk media / partition (ad2s1a)...
Running newfs (24MB) on hard-disk media /config partition (ad2s1e)...
Copying '/dev/ad0s1a' to '/dev/ad2s1a' .. (this may take a few minutes)
Copying '/dev/ad0s1e' to '/dev/ad2s1e' .. (this may take a few minutes)
The following filesystems were archived: / /config
```

```
lcc2-re1:
```

```
-----
Verifying compatibility of destination media partitions...
Running newfs (220MB) on hard-disk media / partition (ad1s1a)...
Running newfs (24MB) on hard-disk media /config partition (ad1s1e)...
Copying '/dev/ad0s1a' to '/dev/ad1s1a' .. (this may take a few minutes)
Copying '/dev/ad0s1e' to '/dev/ad1s1e' .. (this may take a few minutes)
The following filesystems were archived: / /config
```

The root file system is backed up to **/altroot**, and **/config** is backed up to **/altconfig**. The root and **/config** file systems are on the router's CompactFlash card, and the **/altroot** and **/altconfig** file systems are on the router's hard disk.



NOTE: After you issue the **request system snapshot** command, you cannot return to the previous version of the software because the running copy and backup copy of the software are identical.

CHAPTER 8

Management

- [Managing System Processes in the Routing Matrix with a TX Matrix Router on page 69](#)
- [Rebooting and Halting Routing Matrix with a TX Matrix Router Components on page 70](#)
- [Enabling and Disabling Specific Routing Matrix with a TX Matrix Router Hardware Components on page 71](#)
- [Managing Files on Routing Engines in a Routing Matrix with a TX Matrix Router on page 74](#)

Managing System Processes in the Routing Matrix with a TX Matrix Router

Some system processes in a routing matrix with a TX Matrix router run on the TX Matrix router and some run on the T640 routers. For example, the routing protocol process (rpd) runs exclusively on the TX Matrix router. To restart the routing protocol process for the entire routing matrix, issue the **restart routing** command on the TX Matrix router.

```
user@router> restart routing ?
Possible completions:
<[Enter]>      Execute this command
gracefully     Gracefully restart the process
immediately    Immediately restart (SIGKILL) the process
logical-system Name of logical system
soft           Soft reset (SIGHUP) the process
|             Pipe through a command
```

Other processes run on both the TX Matrix router and the T640 routers. To restart the chassis process that manages PICs, FPCs, and other hardware components, issue the **restart chassis-control** command on the TX Matrix router and select the **all**, **all-lcc**, or **lcc-number** option.

```
user@router> restart chassis-control ?
Possible completions:
<[Enter]>      Execute this command
all            Restart software process on all chassis
all-lcc        Restart software process on all LCC chassis
gracefully     Gracefully restart the process
immediately    Immediately restart (SIGKILL) the process
lcc            Restart software process on specific chassis (0..3)
soft           Soft reset (SIGHUP) the process
|             Pipe through a command
```

To restart the Simple Network Management Protocol (SNMP) process, issue the **restart snmp** command on the TX Matrix router and select the **all**, **all-lcc**, or **lcc lcc-number** option.

```
user@router> restart snmp ?
Possible completions:
<[Enter]>      Execute this command
all            Restart software process on all chassis
all-lcc       Restart software process on all LCC chassis
gracefully    Gracefully restart the process
immediately   Immediately restart (SIGKILL) the process
lcc           Restart software process on specific chassis (0..3)
soft          Soft reset (SIGHUP) the process
|             Pipe through a command
```

Related Documentation

- [Routing Matrix with a TX Matrix Router](#)
- [Overview of the Routing Matrix with a TX Matrix Router on page 3](#)
- [Roadmap to Configuring a Routing Matrix with a TX Matrix Router on page 13](#)
- [Example: Routing Matrix with a TX Matrix Router Configuration on page 25](#)

Rebooting and Halting Routing Matrix with a TX Matrix Router Components

You can control which component in a routing matrix with a TX Matrix router is rebooted or halted. If you reboot or halt the TX Matrix router, by default you also reboot or halt the master Routing Engines on all T640 routers. To reboot a specific component, issue the **request system reboot** command with the **all-lcc**, **lcc**, or **scc** option.

```
user@router> request system reboot ?
Possible completions:
<[Enter]>      Execute this command
all-lcc       Reboot all LCC chassis
at            Time at which to perform the operation
in            Number of minutes to delay before operation
lcc           Reboot LCC (0..3)
media         Boot media for next boot
message       Message to display to all users
scc           Reboot SCC chassis
|             Pipe through a command
user@router> request system reboot
Reboot the system ? [yes,no] (no) yes
Rebooting lcc0-re0
Rebooting lcc1-re0
```

Similarly, to halt a specific component in a routing matrix, issue the **request system halt** command with the **all-lcc**, **lcc**, or **scc** option.



CAUTION: Before entering this command, you must have access to the TX Matrix router console port and the console ports of all of the LCCs in order to bring up the TX Matrix Routing Engines.

```
user@router> request system halt ?
Possible completions:
<[Enter]>      Execute this command
```

```

all-lcc      Halt all LCC chassis
at           Time at which to perform the operation
both-routing-engines  Halt both Routing Engines
in          Number of minutes to delay before operation
lcc         Halt LCC (0..3)
media       Boot media for next boot
message     Message to display to all users
scc         Halt SCC
|           Pipe through a command

```

Issuing the `request system halt both-routing-engines` command on a TX Matrix router halts both Routing Engines in the TX Matrix router and both Routing Engines in all T640 routers in the routing matrix. To reboot a Routing Engine that has been halted, you must connect through the console. For more information about system commands, see the Junos OS Operational Mode Commands.

Related Documentation

- Routing Matrix with a TX Matrix Router
- [Overview of the Routing Matrix with a TX Matrix Router on page 3](#)
- [Roadmap to Configuring a Routing Matrix with a TX Matrix Router on page 13](#)
- [Example: Routing Matrix with a TX Matrix Router Configuration on page 25](#)

Enabling and Disabling Specific Routing Matrix with a TX Matrix Router Hardware Components

You can temporarily disable certain hardware components (such as FPCs, PICs, and SIBs) that belong to the TX Matrix router and T640 routers in the routing matrix. To do so, issue the appropriate `request chassis` command and include the `lcc` or `scc` option as needed.



NOTE: If you issue a chassis-related command that references FPCs, we recommend that you use the FPC hardware slot number (0 through 7) of the specific T640 router and specify its corresponding LCC number.

```
user@router> request chassis ?
```

Possible completions:

```

cb          Change Control Board status
fpc         Change Flexible PIC Concentrator status
fpm         Change craft interface status
lcc         Change LCC status
pic         Change Physical Interface Card status
routing-engine  Change Routing Engine status
scg         Change SONET Clock Generator status
sib         Change Switch Interface Board status
spmb        Change Switch Processor Mezzanine Board status

```

```
user@router> request chassis fpc ?
```

Possible completions:

```
lcc          Slot number of LCC that houses FPC (0..3)
offline      Take FPC offline
online       Bring FPC online
restart      Restart FPC
slot         FPC slot number (0..31)
```

user@router> request chassis pic ?

Possible completions:

```
fpc-slot     Slot number of FPC that houses PIC (0..31)
lcc          Slot number of LCC that houses FPC (0..3)
offline      Take PIC offline
online       Bring PIC online
pic-slot     PIC slot number (0..3)
```

user@router> request chassis sib ?

Possible completions:

```
lcc          Change Switch Interface Board status (0..3)
offline      Take SIB offline
online       Bring SIB online
scc          Change Switch Interface Board status
slot         SIB slot number (0..4)
start-receiver Start SIB optical receiver (0..3)
stop-receiver Stop SIB optical receiver (0..3)
```

The routing matrix extends the concept of taking specific hardware components offline or online to include an entire T640 router in a routing matrix. To enable or disable a T640 router in a routing matrix, issue the **request chassis lcc slot lcc-number (offline | online)** command.

user@router> request chassis lcc ?

Possible completions:

```
offline      Take LCC offline
online       Bring LCC online
slot         LCC Slot (0..3)
```

Although you can enter the routing matrix-based slot number when you issue the **request chassis fpc** command, output from **show chassis** commands always references the FPC hardware slot number (0 through 7) of the specific T640 router and its corresponding LCC number. As a result, we recommend that you include the FPC hardware slot number when you issue **request chassis** or **show chassis** commands, as shown in the following example:

First, issue the **request chassis fpc** command with the routing matrix-based FPC slot number of 19:

```
user@router> request chassis fpc offline slot 19
lcc2-re0:
```

Offline initiated, use "show chassis fpc" to verify

However, when you issue the **show chassis fpc** command to check the result, the output displays the change using node-centric terminology: FPC slot number 3 on T640 router LCC2 (the equivalent of routing matrix slot 19).

```
user@router> show chassis fpc
lcc0-re0:
```

Temp CPU Utilization (%) Memory Utilization (%)

Slot	State	(C)	Total	Interrupt	DRAM (MB)	Heap	Buffer
0	Empty						
1	Online	31	2	0	256	7	44
2	Online	28	1	0	256	7	44
3	Online	31	2	0	256	14	44
4	Empty						
5	Empty						
6	Empty						
7	Empty						

lcc2-re0:

Slot	State	Temp (C)	CPU Total	Utilization (%) Interrupt	Memory DRAM (MB)	Utilization (%) Heap	Buffer
0	Online	31	2	0	256	14	44
1	Online	30	2	0	256	7	44
2	Empty						
3	Offline	--- Offlined by cli command ---					
4	Empty						
5	Empty						
6	Empty						
7	Empty						

To bring the same FPC back online, use the slot number and LCC number from the previous command output:

```
user@router> request chassis fpc online lcc 2 slot 3
lcc2-re0:
```

Online initiated, use "show chassis fpc" to verify

Once you bring the FPC back online, reissue the **show chassis fpc** command to see that the FPC slot and LCC number you used in the last command now matches the command output:

```
user@router> show chassis fpc
lcc0-re0:
```

Slot	State	Temp (C)	CPU Total	Utilization (%) Interrupt	Memory DRAM (MB)	Utilization (%) Heap	Buffer
0	Empty						
1	Online	31	1	0	256	7	44
2	Online	28	1	0	256	7	44
3	Online	31	3	0	256	14	44
4	Empty						
5	Empty						
6	Empty						
7	Empty						

lcc2-re0:

Slot	State	Temp (C)	CPU Total	Utilization (%) Interrupt	Memory DRAM (MB)	Utilization (%) Heap	Buffer
0	Online	31	3	0	256	14	44
1	Online	30	1	0	256	7	44
2	Empty						
3	Present	0	0	0	0	0	0
4	Empty						
5	Empty						

```
6 Empty
7 Empty
```

For more information about converting FPC hardware slot numbers on a T640 router to routing matrix FPC slot numbers, see [“Adjusting the Configuration to Accommodate Increased FPC Numbers in a Routing Matrix with a TX Matrix Router”](#) on page 19.

**Related
Documentation**

- [Routing Matrix with a TX Matrix Router](#)
- [Overview of the Routing Matrix with a TX Matrix Router on page 3](#)
- [Roadmap to Configuring a Routing Matrix with a TX Matrix Router on page 13](#)
- [Example: Routing Matrix with a TX Matrix Router Configuration on page 25](#)

Managing Files on Routing Engines in a Routing Matrix with a TX Matrix Router

You can manage files on all Routing Engines in a routing matrix with a TX Matrix router. For example, you can copy a file from the master Routing Engine in the TX Matrix router to the master Routing Engine on a T640 router.

```
user@router> file list lcc0-re0:
/var/home/user/lcc0-re0: No such file or directory
```

```
user@router> file list
/var/home/user/:
.ssh/
fred.txt
```

```
user@host> file copy fred.txt lcc0-re0:fred.txt
```

```
user@host> file list lcc0-re0:
lcc0-re0:
```

```
-----
/var/home/user/:
.ssh/
fred.txt
```

**Related
Documentation**

- [Routing Matrix with a TX Matrix Router](#)
- [Overview of the Routing Matrix with a TX Matrix Router on page 3](#)
- [Roadmap to Configuring a Routing Matrix with a TX Matrix Router on page 13](#)
- [Example: Routing Matrix with a TX Matrix Router Configuration on page 25](#)

CHAPTER 9

Commands

- [Miscellaneous Commands for a Routing Matrix with a TX Matrix Router on page 75](#)

Miscellaneous Commands for a Routing Matrix with a TX Matrix Router

There are a variety of other useful commands you can use when maintaining a routing matrix with a TX Matrix router.

- To display the location of routing matrix components and convert FPCs from T640 router local numbering to routing matrix global numbering, issue the **show chassis location fpc** command on the TX Matrix router:

```
user@router> show chassis location fpc
Global FPC    LCC    Local FPC
    1         0         1
    2         0         2
    3         0         3
   16         2         0
   17         2         1
   19         2         3
```

- To check the status of the SIB connection between the TX Matrix router and T640 routers, issue the **show chassis fabric topology** command on the TX Matrix router. All values for each available T640 router (LCC) should be in the **UP** state. In the following excerpt of output for this command, a routing matrix that contains only LCCs **0** and **2** shows only these two T640 routers as being **UP**:

```
LCC0_SIB-L0_F0,03->SIB-S0_F0,00 UP
LCC1_SIB-L0_F0,03->SIB-S0_F0,01 RESET
LCC2_SIB-L0_F0,03->SIB-S0_F0,02 UP
LCC3_SIB-L0_F0,03->SIB-S0_F0,03 RESET
```

- To verify that the Ethernet links between the TX Matrix router and the T640 router control boards are operational, issue the **show chassis ethernet-switch** command on the TX Matrix router:

```
user@router> show chassis ethernet-switch
scc-re0:
-----
Link is good on FE port 4 connected to device: LCC0
  Speed is 100Mb
  Duplex is full
  Autonegotiate is Enabled
Link is good on FE port 6 connected to device: LCC2
  Speed is 100Mb
```

```

Duplex is full
Autonegotiate is Enabled
Link is good on FE port 8 connected to device: SPMB
Speed is 100Mb
Duplex is full
Autonegotiate is Enabled
Link is good on GE port 13 connected to device: Other RE
Speed is 1000Mb
Duplex is full
Autonegotiate is Enabled
lcc0-re0:

```

```

-----
Link is good on FE port 1 connected to device: FPC1
Speed is 100Mb
Duplex is full
Autonegotiate is Enabled
Link is good on FE port 2 connected to device: FPC2
Speed is 100Mb
Duplex is full
Autonegotiate is Enabled
Link is good on FE port 3 connected to device: FPC3
Speed is 100Mb
Duplex is full
Autonegotiate is Enabled
Link is good on FE port 8 connected to device: SPMB
Speed is 100Mb
Duplex is full
Autonegotiate is Enabled
Link is good on FE port 10 connected to device: SCC
Speed is 100Mb
Duplex is full
Autonegotiate is Enabled
Link is good on GE port 13 connected to device: Other RE
Speed is 100Mb
Duplex is full
Autonegotiate is Enabled
lcc2-re0:

```

```

-----
Link is good on FE port 0 connected to device: FPC0
Speed is 100Mb
Duplex is full
Autonegotiate is Enabled
Link is good on FE port 1 connected to device: FPC1
Speed is 100Mb
Duplex is full
Autonegotiate is Enabled
Link is good on FE port 3 connected to device: FPC3
Speed is 100Mb
Duplex is full
Autonegotiate is Enabled
Link is good on FE port 8 connected to device: SPMB
Speed is 100Mb
Duplex is full
Autonegotiate is Enabled
Link is good on FE port 10 connected to device: SCC
Speed is 100Mb
Duplex is full
Autonegotiate is Enabled
Link is good on GE port 13 connected to device: Other RE
Speed is 100Mb

```

Duplex is full
Autonegotiate is Enabled

**Related
Documentation**

- Routing Matrix with a TX Matrix Router
- [Overview of the Routing Matrix with a TX Matrix Router on page 3](#)
- [Roadmap to Configuring a Routing Matrix with a TX Matrix Router on page 13](#)
- [Example: Routing Matrix with a TX Matrix Router Configuration on page 25](#)

show chassis alarms

Syntax	show chassis alarms
Syntax (TX Matrix Routers)	show chassis alarms <lcc <i>number</i> scc>
Syntax (TX Matrix Plus Routers)	show chassis alarms <lcc <i>number</i> sfc <i>number</i> >
Syntax (MX Series Routers)	show chassis alarms <all-members> <local> <member <i>member-id</i> >
Syntax (MX2010 3D Universal Edge Routers)	show chassis alarms
Syntax (MX2020 3D Universal Edge Routers)	show chassis alarms
Syntax (QFX Series)	show chassis alarms <interconnect-device <i>name</i> > <node-device <i>name</i> >
Syntax (PTX Series Packet Transport Switches)	show chassis alarms
Syntax (ACX Series Universal Access Routers)	show chassis alarms
Release Information	<p>Command introduced before Junos OS Release 7.4.</p> <p>Command introduced in Junos OS Release 9.0 for EX Series switches.</p> <p>sfc option for the TX Matrix Plus router introduced in Junos OS Release 9.6.</p> <p>Command introduced in Junos OS Release 11.1 for the QFX Series.</p> <p>Command introduced in Junos OS Release 12.1 for the PTX Series Packet Transport Switches.</p> <p>Command introduced in Junos OS Release 12.2 for the ACX Series Universal Access Routers.</p> <p>Command introduced in Junos OS Release 12.3 for MX2020 3D Universal Edge Routers.</p> <p>Command introduced in Junos OS Release 12.3 for MX2010 3D Universal Edge Routers.</p>
Description	Display information about the conditions that have been configured to trigger alarms.
Options	none —Display information about the conditions that have been configured to trigger alarms.

all-members—(MX Series routers only) (Optional) Display information about alarm conditions for all the member routers of the Virtual Chassis configuration.

interconnect-device *name*—(QFabric systems only) (Optional) Display information about alarm conditions for the Interconnect device.

lcc *number*—(TX Matrix router and TX Matrix Plus router only) (Optional) Line-card chassis number.

Replace *number* with the following values depending on the LCC configuration:

- 0 through 3, when T640 routers are connected to a TX Matrix router in a routing matrix.
- 0 through 3, when T1600 routers are connected to a TX Matrix Plus router in a routing matrix.
- 0 through 7, when T1600 routers are connected to a TX Matrix Plus router with 3D SIBs in a routing matrix.
- 0, 2, 4, or 6, when T4000 routers are connected to a TX Matrix Plus router with 3D SIBs in a routing matrix.

local—(MX Series routers only) (Optional) Display information about alarm conditions for the local Virtual Chassis member.

member *member-id*—(MX Series routers only) (Optional) Display information about alarm conditions for the specified member of the Virtual Chassis configuration. Replace *member-id* variable with a value of 0 or 1.

node-device *name*—(QFabric systems only) (Optional) Display information about alarm conditions for the Node device.

scc—(TX Matrix router only) (Optional) Show information about the TX Matrix router (switch-card chassis).

sfc *number*—(TX Matrix Plus router only) (Optional) Show information about the respective TX Matrix Plus router, which is the switch-fabric chassis. Replace *number* variable with 0.

Additional Information

You cannot clear the alarms for chassis components. Instead, you must remedy the cause of the alarm. When a chassis alarm is lit, it indicates that you are running the router or switch in a manner that we do not recommend.

On routers, you can manually silence external devices connected to the alarm relay contacts by pressing the alarm cutoff button, located on the craft interface. Silencing the device does not remove the alarm messages from the display (if present on the router) or extinguish the alarm LEDs. In addition, new alarms that occur after you silence an external device reactivate the external device.

In Junos OS release 11.1 and later, alarms for fans also show the slot number of the fans in the CLI output.

In Junos OS Release 11.2 and later, the command output on EX8200 switches shows the detailed location (**Plane/FPC/PFE**) for link errors in the chassis.

In Junos OS Release 10.2 and later, an alarm is shown on T Series routers for a standby sonic clock generator (SCG) that is offline or absent.

You may often see the following error messages, in which only the error code is shown and no other information is provided:

```
Apr 12 08:04:10 send: red alarm set, device FPC 6, reason FPC 6 Major Errors - Error code: 257
```

```
Apr 12 08:04:19 send: red alarm set, device FPC 1, reason FPC 1 Major Errors - Error code: 559
```

To understand what CM_ALARM error codes mean, you need to first identify the structure of the CM Alarm codes. A CM_ALARM code has the following structure:

Bits:	Error type:
1-31	Major (1)
0	Minor (0)

As per the above table, the LSB (bit 0) identifies the **Error Type** (major alarm, if the bit is set and minor alarm if the bit is unset). The rest of the bits (1 - 31) identify the actual error code.

Take an example of the following error code, which was logged on a T1600:

```
Apr 12 08:04:10 send: red alarm set, device FPC 1, reason FPC 1 Major Errors - Error code: 559
```

First, you have to convert 559 to binary; that is **1000101111**. The LSB in this case is 1, which means that this is a major alarm. After removing the LSB, you are left with **100010111**, which is equal to 279 in decimal. This is the actual error code, its meaning can be found from the following list:

Chip Type: L Chip	Code
CMALARM_LCHIP_LOUT_DESRD_PARITY_ERR	1
CMALARM_LCHIP_LOUT_DESRD_UNINIT_ERR	2
CMALARM_LCHIP_LOUT_DESRD_ILLEGALLINK_ERR	3
CMALARM_LCHIP_LOUT_DESRD_ILLEGALSIZERR	4
CMALARM_LCHIP_LOUT_HDRF_TOERR_ERR	5
CMALARM_LCHIP_LOUT_HDRF_PARITY_ERR	6
CMALARM_LCHIP_LOUT_HDRF_UCERR_ERR	7

CMALARM_LCHIP_LOUT_NLIF_CRCDROP_ERR	8
CMALARM_LCHIP_LOUT_NLIF_CRCERR_ERR	9
CMALARM_LCHIP_UCODE_TIMEOUT_ERR	10
CMALARM_LCHIP_LIN_SRCTL_ACCT_DROP_ERR	11
CMALARM_LCHIP_LIN_SRCTL_ACCT_ADDR_SIZE_ERR	12
CMALARM_LCHIP_SRAM_PARITY_ERR	13
CMALARM_LCHIP_UCODE_OVFLW_ERR	14
CMALARM_LCHIP_LOUT_HDRF_MTU_ERR	15

Chip Type: M Chip	Code
CMALARM_MCHIP_ECC_UNCORRECT_ERR	128

Chip Type: N Chip	Code
CMALARM_NCHIP_RDDMA_JBUS_TIMEOUT_ERR	256
CMALARM_NCHIP_RDDMA_FIFO_OVFLW_ERR	257
CMALARM_NCHIP_RDDMA_FIFO_UNFLW_ERR	258
CMALARM_NCHIP_RDDMA_SIZE_ERR	259
CMALARM_NCHIP_RDDMA_JBUS_CRC_ERR	260
CMALARM_NCHIP_WRDMA_PKTR_ERR	261
CMALARM_NCHIP_WRDMA_PKT_CRC_ERR	262
CMALARM_NCHIP_WRDMA_JBUS_TIMEOUT_ERR	263
CMALARM_NCHIP_WRDMA_FIFO_OVFLW_ERR	264
CMALARM_NCHIP_WRDMA_FIFO_UNFLW_ERR	265
CMALARM_NCHIP_WRDMA_PKT_LEN_ERR	266
CMALARM_NCHIP_WRDMA_JBUS_CRC_ERR	267
CMALARM_NCHIP_PKTR_DMA_AGE_ERR	268
CMALARM_NCHIP_PKTR_ICELLSIG_ERR	269

CMALARM_NCHIP_PKTR_FTTL_ERR	270
CMALARM_NCHIP_RODR_OFFSET_OVFLW_ERR	271
CMALARM_NCHIP_PKTR_TMO_CELL_ERR	272
CMALARM_NCHIP_PKTR_TMO_OUTRANGE_ERR	273
CMALARM_NCHIP_PKTR_MD_REQUEST_Q_OVFLW_ERR	274
CMALARM_NCHIP_PKTR_DMA_BUFFER_OVFLW_ERR	275
CMALARM_NCHIP_PKTR_GRT_OVFLW_ERR	276
CMALARM_NCHIP_FRQ_ERR	277
CMALARM_NCHIP_RODR_IN_Q_OVFLW_ERR	278
CMALARM_NCHIP_DBUF_CRC_ERR	279

Chip Type: R Chip	Code
CMALARM_RCHIP_SRAM_PARITY_ERR	512

Chip Type: R Chip	Code
CMALARM_ICHIP_WO_DESRD_ID_ERR	601
CMALARM_ICHIP_WO_DESRD_DATA_ERR	602
CMALARM_ICHIP_WO_DESRD_OFLOW_ERR	603
CMALARM_ICHIP_WO_HDRF_UCERR_ERR	604
CMALARM_ICHIP_WO_HDRF_MTUERR_ERR	605
CMALARM_ICHIP_WO_HDRF_PARITY_ERR	606
CMALARM_ICHIP_WO_HDRF_TOERR_ERR	607
CMALARM_ICHIP_WO_IP_CRC_ERR	608
CMALARM_ICHIP_WO_IP_INTER_ERR	609
CMALARM_ICHIP_WI_WAN_TIMEOUT_ERR	625
CMALARM_ICHIP_WI_FAB_TIMEOUT_ERR	626
CMALARM_ICHIP_RLDRAM_BIST_ERR	630

CMALARM_ICHIP_SDRAM_BIST_ERR	631
CMALARM_ICHIP_RLDRAM_PARITY_ERR	632
CMALARM_ICHIP_SDRAM_UNCORRECT_ERR	633
CMALARM_ICHIP_SDRAM_CORRECT_ERR	634
CMALARM_ICHIP_FUSE_DONE_ERR	635

According to the table above, the **279** error code corresponds to **CMALARM_NCHIP_DBUF_CRC_ERR**; this means that new CRC errors were seen on the NCHIP of this particular FPC, which is FPC as per the logs.

If you do not want to convert decimal to binary and vice-versa, you may use the following shortcut:

For major alarms, the **Actual Error Code = (Error Code - 1)/2**, where **Error Code** is the code that you get in the log message. For example, if you get the following log:

Apr 12 08:04:10 send: red alarm set, device FPC 6, reason FPC 6 Major Errors - Error code: 257

Actual Error Code = $(257-1)/2 = 128$. Similarly, for minor alarms, Actual Error Code = $(\text{Error Code})/2$

Required Privilege Level

view

Related Documentation

- [Configuring an Alarm Entry and Its Attributes](#)
- [Chassis Conditions That Trigger Alarms](#)

List of Sample Output

[show chassis alarms \(Alarms Active\) on page 85](#)
[show chassis alarms \(No Alarms Active\) on page 85](#)
[show chassis alarms \(Fan Tray\) on page 85](#)
[show chassis alarms \(MX2020 Router\) on page 85](#)
[show chassis alarms \(MX2010 Router\) on page 85](#)
[show chassis alarms \(T4000 Router\) on page 85](#)
[show chassis alarms \(Unreachable Destinations Present on a T Series Router\) on page 85](#)
[show chassis alarms \(FPC Offline Due to Unreachable Destinations on a T Series Router\) on page 86](#)
[show chassis alarms \(SCG Absent on a T Series Router\) on page 87](#)
[show chassis alarms \(Alarms Active on a TX Matrix Router\) on page 87](#)
[show chassis alarms \(TX Matrix Plus router with 3D SIBs\) on page 87](#)
[show chassis alarms \(Alarms on a T4000 Router After the enhanced-mode Statement is Enabled\) on page 88](#)
[show chassis alarms \(Backup Routing Engine\) on page 88](#)
[show chassis alarms \(Alarms Active on the QFX Series\) on page 88](#)

[show chassis alarms node-device \(Alarms Active on the QFabric System\) on page 88](#)
[show chassis alarms \(Alarms Active on the QFabric System\) on page 89](#)
[show chassis alarms \(Alarms Active on an EX8200 Switch\) on page 89](#)
[show chassis alarms \(Alarms Active on a PTX5000 Packet Transport Switch\) on page 89](#)
[show chassis alarms \(Alarms Active on an ACX2000 Universal Access Router\) on page 90](#)

Output Fields [Table 5 on page 84](#) lists the output fields for the **show chassis alarms** command. Output fields are listed in the approximate order in which they appear.

Table 5: show chassis alarms Output Fields

Field Name	Field Description
Alarm time	Date and time the alarm was first recorded.
Class	Severity class for this alarm: Minor or Major .
Description	Information about the alarm.

Sample Output

show chassis alarms (Alarms Active)

```
user@host> show chassis alarms
3 alarms are currently active
Alarm time      Class  Description
2000-02-07 10:12:22 UTC Major fxp0: ethernet link down
2000-02-07 10:11:54 UTC Minor YELLOW ALARM - PEM 1 Removed
2000-02-07 10:11:03 UTC Minor YELLOW ALARM - Lower Fan Tray Removed
```

show chassis alarms (No Alarms Active)

```
user@host> show chassis alarms
No alarms are currently active
```

show chassis alarms (Fan Tray)

```
user@host> show chassis alarms
4 alarms currently active
Alarm time      Class  Description
2010-11-11 20:27:38 UTC Major Side Fan Tray 7 Failure
2010-11-11 20:27:13 UTC Minor Side Fan Tray 7 Overspeed
2010-11-11 20:27:13 UTC Major Side Fan Tray 5 Failure
2010-11-11 20:27:13 UTC Major Side Fan Tray 0 Failure
```

show chassis alarms (MX2020 Router)

```
user@host> show chassis alarms
1 alarms currently active
Alarm time Class Description
2012-10-03 12:14:59 PDT Minor Plane 0 not online
```

show chassis alarms (MX2010 Router)

```
user@host> show chassis alarms
7 alarms currently active
Alarm time      Class  Description
2012-08-07 00:46:06 PDT Major Fan Tray 2 Failure
2012-08-06 18:24:36 PDT Minor Redundant feed missing for PSM 6
2012-08-06 07:41:04 PDT Minor Redundant feed missing for PSM 8
2012-08-04 02:42:06 PDT Minor Redundant feed missing for PSM 5
2012-08-03 21:14:24 PDT Minor Loss of communication with Backup RE
2012-08-03 12:26:03 PDT Minor Redundant feed missing for PSM 4
2012-08-03 10:40:18 PDT Minor Redundant feed missing for PSM 7
```

show chassis alarms (T4000 Router)

```
user@host> show chassis alarms
9 alarms currently active
Alarm time      Class  Description
2007-06-02 01:41:10 UTC Minor RE 0 Not Supported
2007-06-02 01:41:10 UTC Minor CB 0 Not Supported
2007-06-02 01:41:10 UTC Minor Mixed Master and Backup RE types
2007-05-30 19:37:33 UTC Major SPMB 1 not online
2007-05-30 19:37:29 UTC Minor Front Bottom Fan Tray Absent
2007-05-30 19:37:13 UTC Major PEM 1 Input Failure
2007-05-30 19:37:13 UTC Major PEM 0 Not OK
2007-05-30 19:37:03 UTC Major PEM 0 Improper for Platform
2007-05-30 19:37:03 UTC Minor Backup RE Active
```

show chassis alarms (Unreachable)

```
user@host> show chassis alarms
10 alarms currently active
Alarm time      Class  Description
```

Destinations Present on a T Series Router)

```

2011-08-30 18:43:53 PDT Major FPC 7 has unreachable destinations
2011-08-30 18:43:53 PDT Major FPC 5 has unreachable destinations
2011-08-30 18:43:52 PDT Major FPC 3 has unreachable destinations
2011-08-30 18:43:52 PDT Major FPC 2 has unreachable destinations
2011-08-30 18:43:52 PDT Minor SIB 0 Not Online
2011-08-30 18:43:33 PDT Minor SIB 4 Not Online
2011-08-30 18:43:28 PDT Minor SIB 3 Not Online
2011-08-30 18:43:05 PDT Minor SIB 2 Not Online
2011-08-30 18:43:28 PDT Minor SIB 1 Not Online
2011-08-30 18:43:05 PDT Major PEM 1 Not Ok

```

show chassis alarms (FPC Offline Due to Unreachable

```

user@host> show chassis alarms
10 alarms currently active
Alarm time          Class Description
2011-08-30 18:43:53 PDT Major FPC 7 offline due to unreachable destinations

```

Destinations on a T Series Router)

```

2011-08-30 18:43:53 PDT Major FPC 5 offline due to unreachable destinations
2011-08-30 18:43:52 PDT Major FPC 3 offline due to unreachable destinations
2011-08-30 18:43:52 PDT Major FPC 2 offline due to unreachable destinations
2011-08-30 18:43:52 PDT Minor SIB 0 Not Online
2011-08-30 18:43:33 PDT Minor SIB 4 Not Online
2011-08-30 18:43:28 PDT Minor SIB 3 Not Online
2011-08-30 18:43:05 PDT Minor SIB 2 Not Online
2011-08-30 18:43:28 PDT Minor SIB 1 Not Online
2011-08-30 18:43:05 PDT Major PEM 1 Not Ok

```

show chassis alarms
(SCG Absent on a T Series Router)

```

user@host> show chassis alarms
4 alarms currently active
Alarm time          Class Description
2011-01-23 21:42:46 PST Major SCG 0 NO EXT CLK MEAS-BKUP SCG ABS

```

show chassis alarms
(Alarms Active on a TX Matrix Router)

```

user@host> show chassis alarms
scc-re0:
-----
8 alarms currently active
Alarm time          Class Description
2004-08-05 18:43:53 PDT Minor LCC 0 Minor Errors
2004-08-05 18:43:53 PDT Minor SIB 3 Not Online
2004-08-05 18:43:52 PDT Major SIB 2 Absent
2004-08-05 18:43:52 PDT Major SIB 1 Absent
2004-08-05 18:43:52 PDT Major SIB 0 Absent
2004-08-05 18:43:33 PDT Major LCC 2 Major Errors
2004-08-05 18:43:28 PDT Major LCC 0 Major Errors
2004-08-05 18:43:05 PDT Minor LCC 2 Minor Errors
lcc0-re0:
-----
5 alarms currently active
Alarm time          Class Description
2004-08-05 18:43:53 PDT Minor SIB 3 Not Online
2004-08-05 18:43:49 PDT Major SIB 2 Absent
2004-08-05 18:43:49 PDT Major SIB 1 Absent
2004-08-05 18:43:49 PDT Major SIB 0 Absent
2004-08-05 18:43:28 PDT Major PEM 0 Not OK
lcc2-re0:
-----
5 alarms currently active
Alarm time          Class Description
2004-08-05 18:43:35 PDT Minor SIB 3 Not Online
2004-08-05 18:43:33 PDT Major SIB 2 Absent
2004-08-05 18:43:33 PDT Major SIB 1 Absent
2004-08-05 18:43:33 PDT Major SIB 0 Absent
2004-08-05 18:43:05 PDT Minor PEM 1 Absent

```

show chassis alarms
(TX Matrix Plus router with 3D SIBs)

```

user@host> show chassis alarms
sfc0-re0:
-----
Alarm time          Class Description
2012-07-19 10:07:32 UTC Minor SIB F13 0 Temperature Warm
2012-07-19 10:07:07 UTC Minor SIB F2S 0/6 Temperature Warm
2012-07-19 10:07:07 UTC Minor SIB F2S 0/4 Temperature Warm
2012-07-19 10:07:07 UTC Minor SIB F2S 0/2 Temperature Warm
2012-07-19 10:07:07 UTC Minor SIB F2S 0/0 Temperature Warm
2012-07-19 10:07:07 UTC Minor SIB F13 6 Temperature Warm
2012-07-19 10:06:42 UTC Minor SIB F2S 2/6 Temperature Warm
2012-07-19 10:06:42 UTC Minor SIB F2S 2/4 Temperature Warm

```

```

2012-07-19 10:06:42 UTC Minor SIB F2S 2/2 Temperature Warm
2012-07-19 10:06:42 UTC Minor SIB F2S 2/0 Temperature Warm
2012-07-19 10:06:42 UTC Minor SIB F13 3 Temperature Warm
2012-07-19 10:06:17 UTC Minor Temperature Warm
2012-07-19 10:06:17 UTC Minor SIB F2S 1/6 Temperature Warm
2012-07-19 10:06:17 UTC Minor SIB F2S 1/4 Temperature Warm
2012-07-19 10:06:17 UTC Minor SIB F2S 1/2 Temperature Warm
2012-07-19 10:06:17 UTC Minor SIB F2S 1/0 Temperature Warm
lcc0-re0:

```

```

-----
Alarm time          Class Description
2012-07-19 10:04:13 UTC Minor Temperature Warm
2012-07-19 10:04:13 UTC Minor SIB 2 Temperature Warm
2012-07-19 10:04:13 UTC Minor SIB 1 Temperature Warm
2012-07-19 10:04:13 UTC Minor SIB 0 Temperature Warm

```

```
lcc2-re0:
```

```

-----
Alarm time          Class Description
2012-07-19 10:04:18 UTC Minor Temperature Warm
2012-07-19 10:04:18 UTC Minor SIB 2 Temperature Warm
2012-07-19 10:04:18 UTC Minor SIB 1 Temperature Warm
2012-07-19 10:04:18 UTC Minor SIB 0 Temperature Warm

```

show chassis alarms (Alarms on a T4000 Router After the enhanced-mode Statement is Enabled)

On T4000 routers, when you include the **enhanced-mode** statement at the **[edit chassis network-services]** hierarchy level and reboot the system, only the T4000 Type 5 FPCs present on the router are online while the remaining FPCs are offline, and FPC misconfiguration alarms are generated. The **show chassis alarm** command output displays FPC misconfiguration (**FPC *fpc-slot* misconfig**) as the reason for the generation of the alarms.

```

user@host> show chassis alarms
2 alarms currently active
Alarm time          Class Description
2011-10-22 10:10:47 PDT Major FPC 1 misconfig
2011-10-22 10:10:46 PDT Major FPC 0 misconfig

```

show chassis alarms (Backup Routing Engine)

```

user@host> show chassis alarms
2 alarms are currently active
Alarm time          Class Description
2005-04-07 10:12:22 PDT Minor Host 1 Boot from alternate media
2005-04-07 10:11:54 PDT Major Host 1 compact-flash missing in Boot List

```

show chassis alarms (Alarms Active on the QFX Series)

```

user@switch> show chassis alarms
1 alarms currently active
Alarm time          Class Description
2012-03-05 2:10:24 UTC Major FPC 0 PEM 0 Airflow not matching Chassis Airflow

```

show chassis alarms node-device (Alarms)

```

user@switch> show chassis alarms node-device ED3691
node-device ED3694
3 alarms currently active

```


Active on the QFabric System)

Alarm time	Class	Description
2011-08-24 16:04:15 UTC	Major	ED3694:fte-0/1/2: Link down
2011-08-24 16:04:14 UTC	Major	ED3694:fte-0/1/0: Link down
2011-08-24 14:21:14 UTC	Major	ED3694 PEM 0 is not supported/powered

show chassis alarms (Alarms Active on the QFabric System)

```
user@switch> show chassis alarms
IC-A0001:
```

```
-----
1 alarms currently active
Alarm time      Class  Description
2011-08-24 16:04:15 UTC  Minor  Backup RE Active
```

```
ED3694:
```

```
-----
3 alarms currently active
Alarm time      Class  Description
2011-08-24 16:04:15 UTC  Major  ED3694:fte-0/1/2: Link down
2011-08-24 16:04:14 UTC  Major  ED3694:fte-0/1/0: Link down
2011-08-24 14:21:14 UTC  Major  ED3694 PEM 0 is not supported/powered
```

```
SNG-0:
```

```
NW-NG-0:
```

```
-----
1 alarms currently active
Alarm time      Class  Description
2011-08-24 15:49:27 UTC  Major  ED3691 PEM 0 is not supported/powered
```

show chassis alarms (Alarms Active on an EX8200 Switch)

```
user@switch> show chassis alarms
```

```
6 alarms currently active
Alarm time      Class  Description
2010-12-02 19:15:22 UTC  Major  Fan Tray Failure
2010-12-02 19:15:22 UTC  Major  Fan Tray Failure
2010-12-02 19:15:14 UTC  Minor  Check CB 0 Fabric Chip 1 on Plane/FPC/PFE: 1/5/0,
1/5/1, 1/5/2, 1/5/3, 1/7/0, 1/7/1, 1/7/2, 1/7/3, 2/5/0, 2/5/1, ...
2010-12-02 19:15:14 UTC  Minor  Check CB 0 Fabric Chip 0 on Plane/FPC/PFE: 1/5/0,
1/5/1, 1/5/2, 1/5/3, 1/7/0, 1/7/1, 1/7/2, 1/7/3, 2/5/0, 2/5/1, ...
2010-12-02 19:14:18 UTC  Major  PSU 1 Output Failure
2010-12-02 19:14:18 UTC  Minor  Loss of communication with Backup RE
```

show chassis alarms (Alarms Active on a

```
user@switch> show chassis alarms
```

```
23 alarms currently active
```

PTX5000 Packet Transport Switch)

Alarm time		Class	Description
2011-07-12 16:22:05 PDT	Minor	No Redundant Power for Rear Chassis	
2011-07-12 16:22:05 PDT	Major	PDU 0 PSM 1 Not OK	
2011-07-12 16:21:57 PDT	Minor	No Redundant Power for Fan 0-2	
2011-07-12 16:21:57 PDT	Major	PDU 0 PSM 0 Not OK	
2011-07-12 15:56:06 PDT	Major	PDU 1 PSM 2 Not OK	
2011-07-12 15:56:06 PDT	Minor	No Redundant Power for FPC 0-7	
2011-07-12 15:56:06 PDT	Major	PDU 0 PSM 3 Not OK	
2011-07-12 15:28:20 PDT	Major	PDU 0 PSM 2 Not OK	
2011-07-12 15:19:14 PDT	Minor	Backup RE Active	

show chassis alarms (Alarms Active on an ACX2000 Universal Access Router)

```
user@host> show chassis alarms
7 alarms currently active
```

Alarm time		Class	Description
2012-05-22 11:19:09 UTC	Major	xe-0/3/1: Link down	
2012-05-22 11:19:09 UTC	Major	xe-0/3/0: Link down	
2012-05-22 11:19:09 UTC	Major	ge-0/1/7: Link down	
2012-05-22 11:19:09 UTC	Major	ge-0/1/6: Link down	
2012-05-22 11:19:09 UTC	Major	ge-0/1/3: Link down	
2012-05-22 11:19:09 UTC	Major	ge-0/1/2: Link down	
2012-05-22 11:19:09 UTC	Major	ge-0/1/1: Link down	

show chassis craft-interface

Syntax	show chassis craft-interface
Syntax (MX Series Routers)	show chassis craft-interface <all-members> <local> <member <i>member-id</i> >
Syntax (MX2010 Universal Edge Routers)	show chassis craft-interface
Syntax (MX2020 Universal Edge Routers)	show chassis craft-interface
Syntax (TX Matrix Routers)	show chassis craft-interface <lcc <i>number</i> scc>
Syntax (TX Matrix Plus Routers)	show chassis craft-interface <lcc <i>number</i> sfc <i>number</i> >
Syntax (ACX Series Universal Access Routers)	show chassis craft-interface
Release Information	<p>Command introduced before Junos OS Release 7.4.</p> <p>sfc option for the TX Matrix Plus router introduced in Junos OS Release 9.6.</p> <p>Command introduced in Junos OS Release 12.2 for ACX Series Universal Access Routers.</p> <p>Command introduced in Junos OS Release 12.3 for MX2020 3D Universal Edge Routers.</p> <p>Command introduced in Junos OS Release 12.3 for MX2010 3D Universal Edge Routers.</p>
Description	For routers or switches that have a display on the craft interface, show the messages that are currently displayed. On all routers except for the M20 router, you must enter this command on the master Routing Engine.
Options	<p>none—(TX Matrix, TX Matrix Plus routers, MX2020 and MX2010 routers, and ACX Series routers only) On a TX Matrix router, show messages that are currently displayed on the craft interface on the TX Matrix router and its attached T640 routers. On a TX Matrix Plus router, show messages that are currently displayed on the craft interface on the TX Matrix Plus router and its attached routers.</p> <p>all-members—(MX Series routers only) (Optional) Display information currently on the craft interface for all members of the Virtual Chassis configuration.</p> <p>lcc <i>number</i>—(TX Matrix, TX Matrix Plus routers only) (Optional) On a TX Matrix router, show messages that are currently displayed on the craft interface for a specified T640 router (line-card chassis) that is connected to the TX Matrix router. On a TX Matrix Plus router, show messages that are currently displayed on the craft interface</p>

for a specified router (line-card chassis) that is connected to the TX Matrix Plus router.

Replace *number* with the following values depending on the LCC configuration:

- 0 through 3, when T640 routers are connected to a TX Matrix router in a routing matrix.
- 0 through 3, when T1600 routers are connected to a TX Matrix Plus router in a routing matrix.
- 0 through 7, when T1600 routers are connected to a TX Matrix Plus router with 3D SIBs in a routing matrix.
- 0, 2, 4, or 6, when T4000 routers are connected to a TX Matrix Plus router with 3D SIBs in a routing matrix.

local—(MX Series routers only) (Optional) Display information currently on the craft interface for the local Virtual Chassis member.

member *member-id*—(MX Series routers only) (Optional) Display information currently on the craft interface for the specified member of the Virtual Chassis configuration. For an MX Series Virtual Chassis, replace *member-id* with a value of 0 or 1.

scc—(TX Matrix router only) (Optional) Show messages that are currently displayed on the craft interface for the TX Matrix router (switch-card chassis).

sfc *number*—(TX Matrix Plus router only) (Optional) Show messages that are currently displayed on the craft interface for the respective TX Matrix Plus router (switch-fabric chassis). Replace *number* variable with 0.

Required Privilege Level

view

Related Documentation

- clear chassis display message
- set chassis display message

List of Sample Output

[show chassis craft-interface \(M20 Router\) on page 94](#)
[show chassis craft-interface \(M40 Router\) on page 94](#)
[show chassis craft-interface \(M120 Router\) on page 94](#)
[show chassis craft-interface \(M160 Router\) on page 95](#)
[show chassis craft-interface \(MX2020 Router\) on page 95](#)
[show chassis craft-interface \(MX2010 Router\) on page 96](#)
[show chassis craft-interface \(T4000 Router\) on page 97](#)
[show chassis craft-interface \(TX Matrix Routing Matrix\) on page 98](#)
[show chassis craft-interface \(TX Matrix Plus Routing Matrix\) on page 100](#)
[show chassis craft-interface \(TX Matrix Plus router with 3D SIBs\) on page 103](#)
[show chassis craft-interface \(ACX2000 Universal Access Router\) on page 105](#)

Output Fields

[Table 6 on page 93](#) lists the output fields for the **show chassis craft-interface** command. Output fields are listed in the approximate order in which they appear.

Table 6: show chassis craft-interface Output Fields

Field Name	Field Description
LCD screen or FPM Display Contents	Contents of the Front Panel Module display: <ul style="list-style-type: none"> • router-name—Name of the router. • Up—How long the router has been operational, in days, hours, minutes, and seconds. • message—Information about the router traffic load, the power supply status, the fan status, and the temperature status. The display of this information changes every 2 seconds. If a text message has been created with the set chassis display command, this message appears on all four lines of the craft interface display. The display alternates between the text message and the standard system status messages every 2 seconds.
Front Panel System LEDs	(MX2010 and MX2020 Routers) Status of the Front Panel System LEDs. A dot (.) indicates the LED is not lit. An asterisk (*) indicates the LED is lit.
Front Panel Alarm Indicators	(MX2010 and MX2020 Routers) Status of the Front Panel Alarm indicators. A dot (.) indicates the relay is off. An asterisk (*) indicates the relay is active.
Input Relay	Status of the configured input relay ports—0 through 3. The mode is normally open or closed. The status is clear or raised.
Output Relay	Status of the configured output ports—0 or 1. The mode is normally open or closed. The status is clear or raised.
Front Panel FPC LEDs	(MX2010 and MX2020 Routers) Status of the Front Panel Flexible PIC Concentrator (FPC) LEDs. A dot (.) indicates the LED is not lit. An asterisk (*) indicates the LED is lit. On MX2010 routers, there are 10 (0-9) FPCs LEDs. On MX2020 routers, there are 20 (0-9 and 10-19) FPCs LEDs.
CB LEDs	Status of the Control Board (CB) LEDs. A dot (.) indicates the LED is not lit. An asterisk (*) indicates the LED is lit.
PS LEDs	(MX2010 and MX2020 Routers) Status of the Power Supply (PS) LEDs. A dot (.) indicates the LED is not lit. An asterisk (*) indicates the LED is lit. On MX2010 routers, there are 9 (0-8) PS LEDs. On MX2020 routers, there are 18 (0-8 and 9-17) PS LEDs.
FAN Tray LEDs	(MX2010 and MX2020 Routers) Status of the Fan Tray LEDs. A dot (.) indicates the LED is not lit. An asterisk (*) indicates the LED is lit.
Front Panel SFB LEDs	(MX2010 and MX2020 Routers) Status of the Front Panel Switch Fabric Boards (SFB) LEDs. A dot (.) indicates the LED is not lit. An asterisk (*) indicates the LED is lit.
Front Panel Chassis Info	(MX2010 and MX2020 Routers) Information about the chassis such as the chassis number and role. User can set the chassis number in multi-chassis configurations.
MCS and SFM LEDs	Status of the Miscellaneous Control Subsystem (MCS) and Switching and Forwarding Module (SFM) LEDs. A dot (.) indicates the LED is not lit. An asterisk (*) indicates the LED is lit. When neither a dot nor an asterisk is displayed, there is no board in that slot.
SIB LEDs	Status of the Switch Interface Board (SIB) LEDs. A dot (.) indicates the LED is not lit. An asterisk (*) indicates the LED is lit.
SCG LEDs	Status of the SONET Clock Generator (SCG) LEDs. A dot (.) indicates the LED is not lit. An asterisk (*) indicates the LED is lit.

Sample Output

**show chassis
craft-interface (M20
Router)**

```
user@host> show chassis craft-interface
Red alarm:      LED off, relay off
Yellow alarm:   LED on, relay on
Host OK LED:    On
Host fail LED:  Off
FPCs           0  1  2  3
-----
Green   .  *  *.
Red     ....
LCD screen:
+-----+
|host   |
|1 Alarm active|
|Y: FERF|
|       |
+-----+
```

**show chassis
craft-interface (M40
Router)**

```
user@host> show chassis craft-interface
Front Panel LCD Display: enabled
Red alarm:      LED off, relay off
Yellow alarm:   LED off, relay off
Host OK LED:    On
Host Fail LED:  Off
NICs           0  1  2  3  4  5  6  7
-----
Green   *.  *.  *.  *.
Red     .....
LCD Screen:
+-----+
|host   |
|Up: 27+18:52:37|
|       |
|52.649kpps Load|
+-----+
```

**show chassis
craft-interface (M120
Router)**

```
user@host> show chassis craft-interface
Front Panel System LEDs:
Routing Engine  0  1
-----
OK              *  .
Fail            .  .
Master          *  .

Front Panel Alarm Indicators:
-----
Red LED        *
Yellow LED     .
Major relay    *
Minor relay    .

Front Panel FPC LEDs:
FPC            0  1  2  3  4  5
-----
Red            .  .  .  .  .  .
Green          .  *  .  *  *  *
```

```
CB LEDs:
  CB    0    1
-----
Amber   .    .
Green  *    *

PS LEDs:
  PS    0    1
-----
Red     .    .
Green  *    *

FEB LEDs:
  FEB   0    1    2    3    4    5
-----
Red     .    .    .    .    .    .
Green   .    .    .    *    *    *
Active  .    .    .    *    *    *
```

show chassis
craft-interface (M160
Router)

```
user@host> show chassis craft-interface
FPM Display contents:
+-----+
|hosts   |
|Up: 1+16:46|
|        |
|Fans OK |
+-----+
```

```
Front Panel System LEDs:
Host    0    1
-----
OK       .    *
Fail     .    .
Master   .    *
```

```
Front Panel Alarm Indicators:
-----
Red LED   .
Yellow LED .
Major relay.
Minor relay.
```

```
Front Panel FPC LEDs:
FPC     0    1    2    3    4    5    6    7
-----
Red     .    .    .    .    .    .    .    .
Green  *    *    .    .    .    .    .    .
```

```
MCS and SFM LEDs:
MCS     0    1      SFM    0    1    2    3
-----
Amber    .          .    .
Green    .          .    .
Blue     *          *    *
```

show chassis
craft-interface
(MX2020 Router)

```
user@host > show chassis craft-interface
Front Panel System LEDs:
Routing Engine 0 1
-----
OK * *
```

```

Fail . .
Master * .
Front Panel Alarm Indicators:
-----
Red LED .
Yellow LED .
Major relay .
Minor relay .
Front Panel FPC LEDs:
FPC 0 1 2 3 4 5 6 7 8 9
-----
Red . . . . .
Green * * * * *
Front Panel FPC LEDs:
FPC 10 11 12 13 14 15 16 17 18 19
-----
Red . . . . .
Green * * * * *
CB LEDs:
CB 0 1
-----
Amber . .
Green * *
PS LEDs:
PS 0 1 2 3 4 5 6 7 8
-----
Red . . . . .
Green * * * * *
PS LEDs:
PS 9 10 11 12 13 14 15 16 17
-----
Red . . . . .
Green * * * * *
Fan Tray LEDs:
FT 0 1 2 3
-----
Red . . . .
Green * * * *
Front Panel SFB LEDs:
SFB 0 1 2 3 4 5 6 7
-----
Red . . . . .
Green * * * * *
Front Panel Chassis Info:
Chassis Number 0x57
Chassis Role M

```

show chassis craft-interface (MX2010 Router)

```

user@host > show chassis craft-interface
Front Panel System LEDs:
Routing Engine    0    1
-----
OK                *    .
Fail              .    *
Master            *    .

Front Panel Alarm Indicators:
-----
Red LED          .
Yellow LED       *
Major relay      .
Minor relay      *

```



```

Front Panel FPC LEDs:
FPC    0    1    2    3    4    5    6    7    8    9
-----
Red      .      .      .      .      .      .      .      .      .      .
Green    *      *      .      .      .      .      .      .      *      *

CB LEDs:
CB      0    1
-----
Amber    .      .
Green    *      *

PS LEDs:
PS      0    1    2    3    4    5    6    7    8
-----
Red      .      .      .      .      .      .      .      .      .
Green    .      .      .      .      *      *      *      *      *

Fan Tray LEDs:
FT      0    1    2    3
-----
Red      .      .      .      .
Green    *      *      *      *

Front Panel SFB LEDs:
SFB      0    1    2    3    4    5    6    7
-----
Red      .      .      .      .      .      .      .      .
Green    *      *      *      *      *      *      *      *

Front Panel Chassis Info:
Chassis Number    0x0
Chassis Role      S

```

**show chassis
craft-interface (T4000
Router)**

```

user@host> show chassis craft-interface
FPM Display contents:

```

```

+-----+
|stymphalian      |
|2 Alarms active  |
|R: Front Top Fan Tra|
|Y: PEM 1 Absent   |
+-----+

```

```

Front Panel System LEDs:
Routing Engine    0    1

```

```

-----
OK                *      *
Fail              .      .
Master            *      .

```

```

Front Panel Alarm Indicators:

```

```

-----
Red LED           *
Yellow LED        *
Major relay       *
Minor relay       *

```

```

Front Panel FPC LEDs:
FPC    0    1    2    3    4    5    6    7

```

```

-----
Red      .  .  .  .  .  .  .  .
Green    *  .  .  *  .  *  *  .

```

CB LEDs:

```

CB      0  1

```

```

-----
Amber    .  .
Green    *  *
Blue     *  .

```

SCG LEDs:

```

SCG     0  1

```

```

-----
Amber    .  .
Green    *  *
Blue     *  .

```

SIB LEDs:

```

SIB     0  1  2  3  4

```

```

-----
Red      .  .  .  .  .
Green    *  *  *  *  *

```

**show chassis
craft-interface (TX
Matrix Routing Matrix)**

```

user@host> show chassis craft-interface
scc-re0:

```

FPM Display contents:

```

+-----+
|bradley          |
|8 Alarms active  |
|R: SIB 2 Absent  |
|R: SIB 1 Absent  |
+-----+

```

Front Panel System LEDs:

```

Routing Engine    0  1

```

```

-----
OK                *  .
Fail              .  .
Master            *  .

```

Front Panel Alarm Indicators:

```

-----
Red LED          *
Yellow LED       *
Major relay      *
Minor relay      *

```

CB LEDs:

```

CB      0  1

```

```

-----
Amber    .  .
Green    *  .
Blue     *  .

```

SIB LEDs:

```

SIB     0  1  2  3  4

```

```

-----
Fail . . . . .
OK   . . . . *
```

```

Active . . . . *

lcc0-re0:
-----
FPM Display contents:
+-----+
|hybrid          |
|5 Alarms active |
|R: SIB 2 Absent |
|R: SIB 1 Absent |
+-----+
Front Panel System LEDs:
Routing Engine    0    1
-----
OK                *    .
Fail              .    .
Master            *    .

Front Panel Alarm Indicators:
-----
Red LED          *
Yellow LED       *
Major relay      *
Minor relay      *

Front Panel FPC LEDs:
FPC    0    1    2    3    4    5    6    7
-----
Red    .    .    .    .    .    .    .    .
Green  *    *    *    .    .    .    .    .

CB LEDs:
CB     0    1
-----
Amber  .
Green  *    .
Blue   *    .

SCG LEDs:
SCG    0    1
-----
Amber  .
Green  *    .
Blue   *    .

SIB LEDs:
SIB    0    1    2    3    4
-----
Red    .    .    .    .    .
Green  .    .    .    *    .

lcc2-re0:
-----
FPM Display contents:
+-----+
|prius           |
|5 Alarms active |
|R: SIB 2 Absent |
|R: SIB 1 Absent |
+-----+

```

```

Front Panel System LEDs:
Routing Engine    0    1
-----
OK                *    .
Fail              .    .
Master            *    .

Front Panel Alarm Indicators:
-----
Red LED          *
Yellow LED       *
Major relay      *
Minor relay      *

Front Panel FPC LEDs:
FPC    0    1    2    3    4    5    6    7
-----
Red    .    .    .    .    .    .    .    .
Green  *    *    *    .    .    .    .    .

CB LEDs:
CB    0    1
-----
Amber. .
Green * .
Blue  * .

SCG LEDs:
SCG   0    1
-----
Amber. .
Green * .
Blue  * .

SIB LEDs:
SIB   0    1    2    3    4
-----
Red   .    .    .    .    .
Green.    .    .    *

```

```

show chassis
craft-interface (TX

```

```

user@host> show chassis craft-interface
sfc0-re0:
-----

```

Matrix Plus Routing Matrix)

FPM Display Contents:

```
+-----+
|othello      |
|12 Alarms active |
|R: SIB F13 12 Absent|
|R: SIB F13 9 Absent |
+-----+
```

SFC Front Panel Switch Settings:

```
SFC Chassis Number : 00
Config Size       : 1
```

Front Panel System LEDs:

```
Routing Engine    0    1
```

```
-----
OK                *    *
Fail              .    .
Master            *    .
```

Front Panel Alarm Indicators:

```
-----
Red LED          *
Yellow LED       *
Major relay      *
Minor relay      *
```

Front Panel F13 SIB LEDs:

SIB	0	1	2	3	4	5	6	7	8	9	10	11	12	13	14	15
Fail
OK	*	.	.	*	.	.	*	.	*	.	.	*
Active	.	.	.	*	.	.	*	.	*	.	.	*

PS LEDs:

```
PS    0    1
```

```
-----
Red    .    *
Green  *    .
```

Fan Tray LEDs:

```
FT    0    1    2    3    4    5
```

```
-----
Red    .    .    .    .    *    *
Green  *    *    *    *    .    .
```

CB LEDs:

```
CB    0    1
```

```
-----
Amber  .    .
Green  *    *
Blue   *    .
```

1cc0-re0:

FPM Display contents:

```
+-----+
|noname        |
|1 Alarm active |
|R: PEM 1 Not OK |
|              |
+-----+
```

Front Panel System LEDs:

Routing Engine	0	1
----------------	---	---

OK	*	*
Fail	.	.
Master	*	.

Front Panel Alarm Indicators:

Red LED	*
Yellow LED	.
Major relay	*
Minor relay	.

Front Panel FPC LEDs:

FPC	0	1	2	3	4	5	6	7
Red
Green	.	*	.	*	*	.	.	*

CB LEDs:

CB	0	1
----	---	---

Amber	.	.
Green	*	*
Blue	*	.

SCG LEDs:

SCG	0	1
-----	---	---

Amber	.	.
Green	*	*
Blue	*	.

SIB LEDs:

SIB	0	1	2	3	4
-----	---	---	---	---	---

Red
Green	*	*	*	*	*

lcc1-re0:

FPM Display contents:

```

+-----+
|noname          |
|2 Alarms active |
|R: FPC 0 PIC 0 Failu|
|R: PEM 1 Not OK  |
+-----+

```

Front Panel System LEDs:

Routing Engine	0	1
----------------	---	---

OK	*	*
Fail	.	.
Master	*	.

Front Panel Alarm Indicators:

Red LED	*
---------	---

```
Yellow LED  .
Major relay  *
Minor relay  .

Front Panel FPC LEDs:
FPC    0    1    2    3    4    5    6    7
-----
Red     .     .     .     .     .     .     .     .
Green  *     *     *     .     .     *     .     .

CB LEDs:
CB     0    1
-----
Amber   .     .
Green  *     *
Blue   *     .

SCG LEDs:
SCG    0    1
-----
Amber   .     .
Green  *     *
Blue   *     .

SIB LEDs:
SIB    0    1    2    3    4
-----
Red     .     .     .     .     .
Green  *     *     *     *     *
```

show chassis
craft-interface (TX

```
user@host> show chassis craft-interface
sfc0-re0:
-----
```

Matrix Plus router with
3D SIBs)

FPM Display Contents:

```

+-----+
|sailors      |
|48 Alarms active |
|R: LCC 2 Major Error|
|R: LCC 0 Major Error|
+-----+

```

SFC Front Panel Switch Settings:

SFC Chassis Number : 00
Config Size : 3

Front Panel System LEDs:

Routing Engine 0 1

```

-----
OK          *   *
Fail        .   .
Master      *   .

```

Front Panel Alarm Indicators:

```

-----
Red LED      *
Yellow LED   *
Major relay  *
Minor relay  *

```

Front Panel F13 SIB LEDs:

SIB	0	1	2	3	4	5	6	7	8	9	10	11	12	13	14	15
Fail
OK	*	.	.	*	.	.	*
Active	*	.	.	*	.	.	*

PS LEDs:

PS 0 1

```

-----
Red    *   .
Green  .   *

```

Fan Tray LEDs:

FT 0 1 2 3 4 5

```

-----
Red    .   .   .   .   .   *
Green  *   *   *   *   *   .

```

CB LEDs:

CB 0 1

```

-----
Amber  .   .
Green  *   *
Blue   *   .

```

1cc0-re0:

FPM Display contents:

```

+-----+
|gulliver      |
|14 Alarms active |
|R: PEM 1 Not OK |
|R: FPC 7 misconfig |
+-----+

```



```

Front Panel System LEDs:
Routing Engine    0    1
-----
OK                *    *
Fail              .    .
Master            *    .

Front Panel Alarm Indicators:
-----
Red LED          *
Yellow LED       *
Major relay       *
Minor relay       *

Front Panel FPC LEDs:
FPC    0    1    2    3    4    5    6    7
-----
Red    .    .    .    .    .    .    .    .
Green  .    .    .    .    *    .    .    .

CB LEDs:
CB    0    1
-----
Amber  .    .
Green  *    *
Blue   *    .

SCG LEDs:
SCG   0    1
-----
Amber  .    .
Green  *    *
Blue   *    .

SIB LEDs:
SIB   0    1    2    3    4
-----
Red    .    .    .    .    .
Green  *    *    *    .    .

```

`show chassis`
`craft-interface`

```

user@host> show chassis craft-interface
Front Panel System LEDs:
Routing Engine

```

(ACX2000 Universal
Access Router)

```
-----
OK                *
Fail              .
```

Front Panel Alarm Indicators:

```
-----
Red LED          .
Yellow LED       .
Major relay      .
Minor relay      .
```

Input relay:

```
-----
Port  Mode  Status
0     Open  Clear
1     Open  Clear
2     Open  Clear
3     Open  Clear
```

Output relay:

```
-----
Port  Mode  Status
0     Open  Clear
1     Open  Clear
```

PS Status:

```
PS  0  1
```

```
-----
Red   .   .
Green *   *
```

show chassis hardware

Syntax	show chassis hardware <detail extensive> <clei-models> <models>
Syntax (EX Series)	show chassis hardware <clei-models> <detail extensive> <models>
Syntax (T4000 Router)	show chassis hardware <clei-models> <detail extensive> <models>
Syntax (TX Matrix Router)	show chassis hardware <clei-models> <detail extensive> <models> <lcc <i>number</i> scc>
Syntax (TX Matrix Plus Router)	show chassis hardware <clei-models> <detail extensive> <models> <lcc <i>number</i> sfc <i>number</i> >
Syntax (MX Series Routers)	show chassis hardware <detail extensive> <clei-models> <models> <all-members> <local> <member <i>member-id</i> >
Syntax (MX2010 3D Universal Edge Routers)	show chassis hardware <clei-models> <detail extensive> <models>
Syntax (MX2020 3D Universal Edge Routers)	show chassis hardware <clei-models> <detail extensive> <models>
Syntax (QFX Series)	show chassis hardware <detail extensive> <clei-models> <interconnect-device <i>name</i> > <node-device <i>name</i> > <models>

**Syntax (PTX Series
Packet Transport
Switches)** `show chassis hardware`
 `<detail | extensive>`
 `<clei-models>`
 `<models>`

**Syntax (ACX Series
Universal Access
Routers)** `show chassis hardware`
 `<detail | extensive>`
 `<clei-models>`
 `<models>`

Release Information Command introduced before Junos OS Release 7.4.
 models option introduced in Junos OS Release 8.2.
 Command introduced in Junos OS Release 9.0 for EX Series switches.
 sfc option introduced for the TX Matrix Plus router in Junos OS Release 9.6.
 Command introduced in Junos OS Release 11.1 for QFX Series.
 Command introduced in Junos OS Release 12.1 for PTX Series Packet Transport Switches.
 Command introduced in Junos OS Release 12.2 for ACX Series Universal Access Routers.
 Command introduced in Junos OS Release 12.3 for MX2020 3D Universal Edge Routers.
 Command introduced in Junos OS Release 12.3 for MX2010 3D Universal Edge Routers.

Description Display a list of all Flexible PIC Concentrators (FPCs) and PICs installed in the router or switch chassis, including the hardware version level and serial number.

In the EX Series switch command output, FPC refers to the following:

- On EX2200 switches, EX3200 switches, EX4200 standalone switches, and EX4500 switches—Refers to the switch; FPC *number* is always 0.
- On EX4200 switches in a Virtual Chassis configuration—Refers to the member of a Virtual Chassis; FPC *number* equals the member ID, from 0 through 9.
- On EX8208 and EX8216 switches—Refers to a line card; FPC *number* equals the slot number for the line card.

On a QFX3500 standalone switch, both the FPC and FPC *number* are always 0.

On Type 5 FPC on T4000 routers, there are no **top temperature sensor** or **bottom temperature sensor** parameters. Instead, **fan intake temperature sensor** and **fan exhaust temperature sensors** parameters are displayed.

Options **none**—Display information about hardware. For a TX Matrix router, display information about the TX Matrix router and its attached T640 routers. For a TX Matrix Plus router, display information about the TX Matrix Plus router and its attached routers.

clei-models—(Optional) Display Common Language Equipment Identifier (CLEI) barcode and model number for orderable field-replaceable units (FRUs).

detail—(Optional) Include RAM and disk information in output.

extensive—(Optional) Display ID EEPROM information.

all-members—(MX Series routers only) (Optional) Display hardware-specific information for all the members of the Virtual Chassis configuration.

interconnect-device *name*—(QFabric systems only) (Optional) Display hardware-specific information for the Interconnect device.

lcc *number*—(TX Matrix routers and TX Matrix Plus router only) (Optional) On a TX Matrix router, display hardware information for a specified T640 router (line-card chassis) that is connected to the TX Matrix router. On a TX Matrix Plus router, display hardware information for a specified router (line-card chassis) that is connected to the TX Matrix Plus router.

Replace *number* with the following values depending on the LCC configuration:

- 0 through 3, when T640 routers are connected to a TX Matrix router in a routing matrix.
- 0 through 3, when T1600 routers are connected to a TX Matrix Plus router in a routing matrix.
- 0 through 7, when T1600 routers are connected to a TX Matrix Plus router with 3D SIBs in a routing matrix.
- 0, 2, 4, or 6, when T4000 routers are connected to a TX Matrix Plus router with 3D SIBs in a routing matrix.

local—(MX Series routers only) (Optional) Display hardware-specific information for the local Virtual Chassis members.

member *member-id*—(MX Series routers only) (Optional) Display hardware-specific information for the specified member of the Virtual Chassis configuration. Replace *member-id* variable with a value 0 or 1.

models—(Optional) Display model numbers and part numbers for orderable FRUs and, for components that use ID EEPROM format v2, the CLEI code.

node-device *name*—(QFabric systems only) (Optional) Display hardware-specific information for the Node device.

scc—(TX Matrix router only) (Optional) Display hardware information for the TX Matrix router (switch-card chassis).

sfc *number*—(TX Matrix Plus router only) (Optional) Display hardware information for the TX Matrix Plus router (switch-fabric chassis). Replace *number* variable with 0.

Additional Information The **show chassis hardware detail** command now displays DIMM information for the following Routing Engines:

Table 7: Routing Engines Displaying DIMM Information

Routing Engines	Routers
RE-S-1800x2 and RE-S-1800x4	MX240, MX480, and MX960 routers
RE-A-1800x2	M120 and M320 routers

Required Privilege Level	view
Related Documentation	<ul style="list-style-type: none"> • show chassis power
List of Sample Output	<p>show chassis hardware (EX8216 Switch) on page 115</p> <p>show chassis hardware clei-models (EX8216 Switch) on page 116</p> <p>show chassis hardware clei-models (T1600 Router) on page 116</p> <p>show chassis hardware detail (EX4200 Switch) on page 117</p> <p>show chassis hardware models (EX4500 Switch) on page 117</p> <p>show chassis hardware (J6350 Router) on page 117</p> <p>show chassis hardware (J6300 Router) on page 117</p> <p>show chassis hardware (M7i Router) on page 118</p> <p>show chassis hardware (M10 Router) on page 118</p> <p>show chassis hardware models (M10 Router) on page 119</p> <p>show chassis hardware (M20 Router) on page 119</p> <p>show chassis hardware models (M20 Router) on page 120</p> <p>show chassis hardware (M40 Router) on page 120</p> <p>show chassis hardware (M40e Router) on page 121</p> <p>show chassis hardware (M120 Router) on page 121</p> <p>show chassis hardware detail (M120 Router) on page 122</p> <p>show chassis hardware models (M120 Router) on page 123</p> <p>show chassis hardware (M160 Router) on page 124</p> <p>show chassis hardware models (M160 Router) on page 124</p> <p>show chassis hardware detail (M160 Router) on page 125</p> <p>show chassis hardware (M320 Router) on page 126</p> <p>show chassis hardware models (M320 Router) on page 126</p> <p>show chassis hardware (MX5 Router) on page 127</p> <p>show chassis hardware (MX10 Router) on page 128</p> <p>show chassis hardware (MX40 Router) on page 128</p> <p>show chassis hardware (Fixed MX80 Router) on page 129</p> <p>show chassis hardware (Modular MX80 Router) on page 129</p> <p>show chassis hardware (MX240 Router) on page 130</p> <p>show chassis hardware detail (MX 240 Router with Routing Engine Displaying DIMM information) on page 131</p> <p>show chassis hardware (MX240 Router with Enhanced MX SCB) on page 132</p> <p>show chassis hardware (MX480 Router) on page 133</p> <p>show chassis hardware (MX480 Router with Enhanced MX SCB) on page 133</p> <p>show chassis hardware (MX960 Router) on page 133</p> <p>show chassis hardware (MX960 Router with Bidirectional Optics) on page 134</p> <p>show chassis hardware (MX960 Router with Enhanced MX SCB) on page 135</p> <p>show chassis hardware models (MX960 Router with Enhanced MX SCB) on page 136</p> <p>show chassis hardware detail (MX960 Router) on page 137</p> <p>show chassis hardware (MX2010 Router) on page 137</p> <p>show chassis hardware detail (MX2010 Router) on page 140</p> <p>show chassis hardware extensive (MX2010 Router) on page 144</p> <p>show chassis hardware models (MX2010 Router) on page 150</p> <p>show chassis hardware clei-models (MX2010 Routers) on page 150</p> <p>show chassis hardware (MX2020 Router) on page 151</p>

[show chassis hardware detail \(MX2020 Router\) on page 160](#)
[show chassis hardware models \(MX2020 Router\) on page 168](#)
[show chassis hardware clei-models \(MX2020 Router\) on page 170](#)
[show chassis hardware \(MX Series routers with ATM MIC\) on page 171](#)
[show chassis hardware \(MX240, MX480, MX960 routers with Application Services Modular Line Card\) on page 171](#)
[show chassis hardware extensive \(MX240, MX480, MX960 routers with Application Services Modular Line Card\) on page 172](#)
[show chassis hardware \(T320 Router\) on page 173](#)
[show chassis hardware \(T640 Router\) on page 174](#)
[show chassis hardware models \(T640 Router\) on page 175](#)
[show chassis hardware extensive \(T640 Router\) on page 175](#)
[show chassis hardware \(T4000 Router\) on page 176](#)
[show chassis hardware \(T4000 Router with 16 GB line card chassis \(LCC\) Routing Engine\) on page 178](#)
[show chassis hardware \(T4000 Router with LSR FPC\) on page 179](#)
[show chassis hardware clei-models \(T4000 Router\) on page 179](#)
[show chassis hardware detail \(T4000 Router\) on page 180](#)
[show chassis hardware models \(T4000 Router\) on page 182](#)
[show chassis hardware lcc \(TX Matrix Router\) on page 182](#)
[show chassis hardware scc \(TX Matrix Router\) on page 183](#)
[show chassis hardware \(T1600 Router\) on page 183](#)
[show chassis hardware \(TX Matrix Plus Router\) on page 185](#)
[show chassis hardware sfc \(TX Matrix Plus Router\) on page 190](#)
[show chassis hardware extensive \(TX Matrix Plus Router\) on page 192](#)
[show chassis hardware clei-models \(TX Matrix Plus Router\) on page 193](#)
[show chassis hardware detail \(TX Matrix Plus Router\) on page 195](#)
[show chassis hardware models \(TX Matrix Plus Router\) on page 197](#)
[show chassis hardware \(TX Matrix Plus router with 3D SIBs\) on page 200](#)
[show chassis hardware clei-models \(TX Matrix Plus router with 3D SIBs\) on page 203](#)
[show chassis hardware detail \(TX Matrix Plus router with 3D SIBs\) on page 207](#)
[show chassis hardware lcc \(TX Matrix Plus router with 3D SIBs\) on page 211](#)
[show chassis hardware sfc \(TX Matrix Plus router with 3D SIBs\) on page 212](#)
[show chassis hardware \(16-Port 10-Gigabit Ethernet MPC with SFP+ Optics \[MX Series Routers\]\) on page 213](#)
[show chassis hardware \(MPC3E \[MX Series Routers\]\) on page 214](#)
[show chassis hardware \(QFX3500 Switches\) on page 215](#)
[show chassis hardware detail \(QFX3500 Switches\) on page 215](#)
[show chassis hardware models \(QFX3500 Switches\) on page 217](#)
[show chassis hardware clei-models \(QFX3500 Switches\) on page 217](#)
[show chassis hardware interconnect-device \(QFabric Systems\) on page 217](#)
[show chassis hardware node-device \(QFabric Systems\) on page 217](#)
[show chassis hardware \(PTX5000 Packet Transport Switch\) on page 217](#)
[show chassis hardware clei-models \(PTX5000 Packet Transport Switch\) on page 218](#)
[show chassis hardware detail \(PTX5000 Packet Transport Switch\) on page 219](#)
[show chassis hardware models \(PTX5000 Packet Transport Switch\) on page 221](#)
[show chassis hardware extensive \(PTX5000 Packet Transport Switch\) on page 221](#)
[show chassis hardware \(MX Routers with Media Services Blade \[MSB\]\) on page 222](#)

[show chassis hardware extensive \(MX Routers with Media Services Blade \[MSB\]\) on page 222](#)

Output Fields [Table 8 on page 112](#) lists the output fields for the **show chassis hardware** command. Output fields are listed in the approximate order in which they appear.

Table 8: show chassis hardware Output Fields

Field Name	Field Description	Level of Output
Item	<p>Chassis component:</p> <ul style="list-style-type: none"> • (EX Series switches)—Information about the chassis, Routing Engine (SRE and Routing Engine modules in EX8200 switches), power supplies, fan trays, and LCD panel. Also displays information about Flexible PIC Concentrators (FPCs) and associated Physical Interface Cards (PICs). Information about the backplane, midplane, and SIBs (SF modules) is displayed for EX8200 switches. See EX Series Switches Hardware and CLI Terminology Mapping. • (MX Series routers)—Information about the backplane, Routing Engine, Power Entry Modules (PEMs), and fan trays. Also displays information about Flexible PIC Concentrators (FPCs) and associated Physical Interface Cards (PICs), Modular Port Concentrators (MPCs) and associated Modular Interface Cards (MICs), or Dense Port Concentrators (DPCs). MX80 routers have a single Routing Engine and a built-in Packet Forwarding Engine that attaches directly to MICs. The Packet Forwarding Engine has two “pseudo” FPCs (FPC 0 and FPC1). MX80 routers also have a Forwarding Engine Board (FEB). • (M Series routers, except for the M320 router)—Information about the backplane; power supplies; fan trays; Routing Engine; maxicab (the connection between the Routing Engine and the backplane, for the M40 router only); SCB, SSB, SFM, or FEB; MCS and PCG (for the M160 router only); each FPC and PIC; and each fan, blower, and impeller. • (M120, M320, and T Series routers)—Information about the backplane, power supplies, fan trays, midplane, FPM (craft interface), CIP, PEM, SCG, CB, FPC, PIC, SFP, SPMB, and SIB. • (QFX Series)—Information about the chassis, Routing Engine, power supplies, fan trays, Interconnect devices, and Node devices. Also displays information about Flexible PIC Concentrators (FPCs) and associated Physical Interface Cards (PICs). • (PTX Series)—Information about the chassis, midplane, craft interface (FPM), power distribution units (PDUs) and Power Supply Modules (PSMs), Centralized Clock Generators (CCGs), Routing Engines, Control Boards (CBs) and Switch Processor Mezzanine Boards (SPMBs), Flexible PIC Concentrators (FPCs), PICs, Switch Interface Boards (SIBs), and fan trays (vertical and horizontal). • (MX2010 and MX2020 routers)—Information about the chassis, midplane, craft interface (FPM), power midplane (PMP), Power Supply Modules (PSMs), Power Distribution Modules (PDMs), Routing Engines, Control Boards (CBs) and Switch Processor Mezzanine Boards (SPMBs), Switch Fabric Boards (SFBs), Flexible PIC Concentrators (FPCs), PICs, adapter cards (ADCs) and fan trays. 	All levels
Version	Revision level of the chassis component.	All levels
Part number	Part number of the chassis component.	All levels

Table 8: show chassis hardware Output Fields (*continued*)

Field Name	Field Description	Level of Output
Serial number	Serial number of the chassis component. The serial number of the backplane is also the serial number of the router chassis. Use this serial number when you need to contact Juniper Networks Customer Support about the router or switch chassis.	All levels
Assb ID or Assembly ID	(extensive keyword only) Identification number that describes the FRU hardware.	extensive
Assembly Version	(extensive keyword only) Version number of the FRU hardware.	extensive
Assembly Flags	(extensive keyword only) Flags.	extensive
FRU model number	(clei-models , extensive , and models keyword only) Model number of the FRU hardware component.	none specified
CLEI code	(clei-models and extensive keyword only) Common Language Equipment Identifier code. This value is displayed only for hardware components that use ID EEPROM format v2. This value is not displayed for components that use ID EEPROM format v1.	none specified
EEPROM Version	ID EEPROM version used by the hardware component: 0x00 (version 0), 0x01 (version 1), or 0x02 (version 2).	extensive
Description	<p>Brief description of the hardware item:</p> <ul style="list-style-type: none"> • Type of power supply. • Type of PIC. If the PIC type is not supported on the current software release, the output states Hardware Not Supported. • Type of FPC: FPC Type 1, FPC Type 2, FPC Type 3, FPC Type 4, or FPC TypeOC192. <p>On EX Series switches, a brief description of the FPC.</p> <p>On the J Series routers, the FPC type corresponds to the Physical Interface Module (PIM). The following list shows the PIM abbreviation in the output and the corresponding PIM name.</p> <ul style="list-style-type: none"> • 2x FE—Either two built-in Fast Ethernet interfaces (fixed PIM) or dual-port Fast Ethernet PIM • 4x FE—4-port Fast Ethernet ePIM • 1x GE Copper—Copper Gigabit Ethernet ePIM (one 10-Mbps, 100-Mbps, or 1000-Mbps port) • 1x GE SFP—SFP Gigabit Ethernet ePIM (one fiber port) • 4x GE Base PIC—Four built-in Gigabit Ethernet ports on a J4350 or J6350 chassis (fixed PIM) • 2x Serial—Dual-port serial PIM • 2x T1—Dual-port T1 PIM • 2x E1—Dual-port E1 PIM • 2x CTIE1—Dual-port channelized T1/E1 PIM • 1x T3—T3 PIM (one port) • 1x E3—E3 PIM (one port) • 4x BRI S/T—4-port ISDN BRI S/T PIM 	All levels

Table 8: show chassis hardware Output Fields (*continued*)

Field Name	Field Description	Level of Output
	<ul style="list-style-type: none"> • 4x BRI U—4-port ISDN BRI U PIM • 1x ADSL Annex A—ADSL 2/2+ Annex A PIM (one port, for POTS) • 1x ADSL Annex B—ADSL 2/2+ Annex B PIM (one port, for ISDN) • 2x SHDSL (ATM)—G SHDSL PIM (2-port two-wire module or 1-port four-wire module) • 1x TGM550—TGM550 Telephony Gateway Module (Avaya VoIP gateway module with one console port, two analog LINE ports, and two analog TRUNK ports) • 1x DS1 TIM510—TIM510 E1/T1 Telephony Interface Module (Avaya VoIP media module with one E1 or T1 trunk termination port and ISDN PRI backup) • 4x FXS, 4x FXO, TIM514—TIM514 Analog Telephony Interface Module (Avaya VoIP media module with four analog LINE ports and four analog TRUNK ports) • 4x BRI TIM521—TIM521 BRI Telephony Interface Module (Avaya VoIP media module with four ISDN BRI ports) • Crypto Accelerator Module—For enhanced performance of cryptographic algorithms used in IP Security (IPsec) services • MPC M 16x 10GE—16-port 10-Gigabit Module Port Concentrator that supports SFP+ optical transceivers. (Not on EX Series switches.) • For hosts, the Routing Engine type. • For small form-factor pluggable transceiver (SFP) modules, the type of fiber: LX, SX, LH, or T. • LCD description for EX Series switches (except EX2200 switches). • MPC2—1-port MPC2 that supports two separate slots for MICs. • MPC3E—1-port MPC3E that supports two separate slots for MICs (MIC-3D-1X100GE-CFP and MIC-3D-20GE-SFP) on MX960, MX480, and MX240 routers. The MPC3E maps one MIC to one PIC (1 MIC, 1 PIC), which differs from the mapping of legacy MPCs. • 100GBASE-LR4, pluggable CFP optics • Supports the Enhanced MX Switch Control Board with fabric redundancy and existing SCBs without fabric redundancy. • Interoperates with existing MX Series line cards, including Flexible Port Concentrators (FPC), Dense Port Concentrators (DPCs), and Modular Port Concentrators (MPCs). • LCD description for MX Series routers 	

Sample Output

show chassis hardware
(EX8216 Switch)

user@host> show chassis hardware

Hardware inventory:

Item	Version	Part number	Serial number	Description
Chassis	REV 06		CY0109220035	EX8216
Midplane	REV 06	710-016845	BA0909120112	EX8216-MP
CB 0	REV 22	710-020771	AX0109197723	EX8216-RE320
CB 1	REV 22	710-020771	AX0109197726	EX8216-RE320
Routing Engine 1		BUILTIN	BUILTIN	RE-EX8216
FPC 3	REV 19	710-020683	BC0109083125	EX8200-48F
CPU	REV 13	710-020598	BF0109144549	EX8200-CPU
FPC 4	REV 17	710-020683	BC0108500127	EX8200-48F
CPU	REV 10	710-020598	BF0108460510	EX8200-CPU
PIC 0		BUILTIN	BUILTIN	48x 100 Base-QFX/1000
Base-X				
Xcvr 1	REV 01	740-011613	PE70V89	SFP-SX
Xcvr 11	REV 01	740-011613	PE70YCE	SFP-SX
Xcvr 12	REV 01	740-011613	PE70VSH	SFP-SX
Xcvr 13	REV 01	740-011613	E08C02063	SFP-SX
Xcvr 14	REV 01	740-011613	PE70VKU	SFP-SX
Xcvr 15	REV 01	740-011613	E08E03372	SFP-SX
Xcvr 21	REV 01	740-011613	PE70VAD	SFP-SX
Xcvr 22	REV 01	740-011613	E08E01228	SFP-SX
Xcvr 23	REV 01	740-011613	PE70VSL	SFP-SX
Xcvr 24	REV 01	740-011613	E08E03409	SFP-SX
Xcvr 25	REV 01	740-011613	PE70VL4	SFP-SX
Xcvr 26	REV 01	740-011613	PDQ4L2Z	SFP-SX
Xcvr 27	REV 01	740-011613	PE70WFK	SFP-SX
Xcvr 28	REV 01	740-011782	PBD2B5U	SFP-SX
Xcvr 29	REV 01	740-011613	PE70UQX	SFP-SX
Xcvr 30	REV 01	740-011613	PE70VL5	SFP-SX
Xcvr 31	REV 01	740-011613	PE70V0F	SFP-SX
Xcvr 32	REV 01	740-011613	E08C02052	SFP-SX
Xcvr 33	REV 01	740-011613	E08C02197	SFP-SX
Xcvr 34	REV 01	740-011613	PE70V0L	SFP-SX
Xcvr 35	REV 01	740-011613	E08E03390	SFP-SX
Xcvr 36	REV 01	740-011613	PDQ4VL9	SFP-SX
Xcvr 37	REV 01	740-011613	E08E03370	SFP-SX
Xcvr 38	REV 01	740-011613	E08E03362	SFP-SX
Xcvr 39	REV 01	740-011613	E08C02065	SFP-SX
Xcvr 40	REV 01	740-011613	E08E03405	SFP-SX
Xcvr 41	REV 01	740-011613	E08E03411	SFP-SX
Xcvr 43	REV 01	740-011613	E08C02171	SFP-SX
Xcvr 45	REV 01	740-011613	E08E03410	SFP-SX
FPC 13	REV 16	710-016837	BB0109051344	EX8200-8XS
CPU				
SIB 0	REV 10	710-021613	AY0109166244	EX8216-SF320
SIB 1	REV 10	710-021613	AY0109166357	EX8216-SF320
SIB 2	REV 10	710-021613	AY0109166362	EX8216-SF320
SIB 3	REV 10	710-021613	AY0109166338	EX8216-SF320
SIB 4	REV 10	710-021613	AY0109166350	EX8216-SF320
SIB 5	REV 10	710-021613	AY0109166365	EX8216-SF320
SIB 6	REV 10	710-021613	AY0109166361	EX8216-SF320
SIB 7	REV 10	710-021613	AY0109166399	EX8216-SF320
PSU 0	REV 17	740-021466	BG0709170003	EX8200-AC2K
PSU 1	REV 17	740-021466	BG0709170004	EX8200-AC2K
PSU 2	REV 17	740-021466	BG0709170020	EX8200-AC2K
PSU 3	REV 17	740-021466	BG0709170017	EX8200-AC2K
PSU 4	REV 17	740-021466	BG0709170008	EX8200-AC2K

PSU 5	REV 17	740-021466	BG0709170018	EX8200-AC2K
Top Fan Tray				
FTC 0	REV 4	760-022620	CX1209140212	EX8216-FT
FTC 1	REV 4	760-022620	CX1209140212	EX8216-FT
Bottom Fan Tray				
FTC 0	REV 4	760-022620	CX1209140211	EX8216-FT
FTC 1	REV 4	760-022620	CX1209140211	EX8216-FT
LCD 0	REV 04	710-025742	CE0109186919	EX8200 LCD

show chassis hardware clei-models (EX8216 Switch)

user@host> show chassis hardware clei-models

Hardware inventory:

Item	Version	Part number	CLEI code	FRU model number
Midplane	REV 08	710-016845		
PSU 0	REV 05	740-023002	COUPAEAEAA	EX8200-PWR-AC3KR
PSU 1	REV 05	740-023002	COUPAEAEAA	EX8200-PWR-AC3KR
PSU 2	REV 05	740-023002	COUPAEAEAA	EX8200-PWR-AC3KR
PSU 3	REV 05	740-023002	COUPAEAEAA	EX8200-PWR-AC3KR
PSU 4	REV 05	740-023002	COUPAEAEAA	EX8200-PWR-AC3KR
PSU 5	REV 05	740-023002	COUPAEAEAA	EX8200-PWR-AC3KR
Top Fan Tray				
Bottom Fan Tray				

show chassis hardware clei-models (T1600 Router)

user@host> show chassis hardware clei-models

Hardware inventory:

Item	Version	Part number	CLEI code	FRU model number
Midplane	REV 03	710-005608		CHAS-BP-T640-S
FPM Display	REV 05	710-002897		CRAFT-T640-S
CIP	REV 06	710-002895		CIP-L-T640-S
PEM 0	Rev 07	740-017906	IPUPAC7KTA	PWR-T1600-3-80-DC-S
PEM 1	Rev 18	740-002595		PWR-T-DC-S
SCG 0	REV 15	710-003423		SCG-T-S
Routing Engine 0	REV 08	740-014082		RE-A-2000-4096-S
Routing Engine 1	REV 07	740-014082		RE-A-2000-4096-S
CB 0	REV 05	710-007655		CB-T-S
CB 1	REV 03	710-017707		CB-T-S
FPC 0	REV 07	710-013558		T640-FPC2-E2
PIC 0	REV 01	750-010618		PB-4GE-SFP
PIC 1	REV 06	750-001900		PB-10C48-SON-SMSR
PIC 2	REV 14	750-001901		PB-40C12-SON-SMIR
PIC 3	REV 07	750-001900		PB-10C48-SON-SMSR
FPC 1	REV 06	710-013553		T640-FPC1-E2
PIC 0	REV 08	750-001072		P-1GE-SX
PIC 1	REV 10	750-012266		PB-4GE-TYPE1-SFP-IQ2
PIC 2	REV 22	750-005634		PB-1CHOC12SMIR-QPP
FPC 2				
PIC 0	REV 16	750-007141		PC-10GE-SFP
PIC 1	REV 06	750-015217		PC-8GE-TYPE3-SFP-IQ2
PIC 2	REV 05	750-004695		PC-TUNNEL
PIC 3	REV 17	750-009553		PC-40C48-SON-SFP
FPC 3	REV 01	710-010154		T640-FPC3-E
PIC 0	REV 07	750-012793		PC-1XGE-TYPE3-XFP-IQ2
PIC 1	REV 25	750-007141		PC-10GE-SFP
PIC 2	REV 17	750-009553		PC-40C48-SON-SFP
PIC 3	REV 32	750-003700		PC-10C192-SON-VSR
FPC 4	REV 16	710-013037		T1600-FPC4-ES
PIC 1	REV 06	750-034781		PD-1CE-CFP
FPC 5	REV 02	710-013037		T1600-FPC4-ES
PIC 0	REV 16	750-012518		PD-40C192-SON-XFP
PIC 1	REV 01	750-010850		PD-10C768-SON-SR
FPC 6	REV 14	710-013037		T1600-FPC4-ES

PIC 0	REV 11	750-017405	PD-4XGE-XFP
PIC 1	REV 13	750-017405	PD-4XGE-XFP
FPC 7	REV 09	710-007529	T640-FPC3
PIC 0	REV 10	750-012793	PC-1XGE-TYPE3-XFP-IQ2
PIC 1	REV 01	750-015217	PC-8GE-TYPE3-SFP-IQ2
PIC 2	REV 01	750-015217	PC-8GE-TYPE3-SFP-IQ2
PIC 3	REV 15	750-009450	PC-10C192-S0N-SR2
SIB 0	REV 07	710-013074	SIB-I-T1600-S
SIB 1	REV 07	710-013074	SIB-I-T1600-S
SIB 2	REV 07	710-013074	SIB-I-T1600-S
SIB 3	REV 07	710-013074	SIB-I-T1600-S
SIB 4	REV 07	710-013074	SIB-I-T1600-S
Fan Tray 0			FANTRAY-T-S
Fan Tray 1			FANTRAY-T-S
Fan Tray 2			FAN-REAR-TX-T640-S

show chassis hardware detail (EX4200 Switch)

```
user@host> show chassis hardware detail
```

```
Hardware inventory:
```

Item	Version	Part number	Serial number	Description
Chassis			BM0208327733	EX4200-24T
Routing Engine 0	REV 11	750-021256	BM0208327733	EX4200-24T, 8 POE
Routing Engine 0			BM0208327733	EX4200-24T, 8 POE
FPC 0	REV 11	750-021256	BM0208327733	EX4200-24T, 8 POE
CPU		BUILTIN	BUILTIN	FPC CPU
PIC 0		BUILTIN	BUILTIN	24x 10/100/1000 Base-T
PIC 1	REV 03B	711-021270	AR0208162285	4x GE SFP
BRD	REV 08	711-021264	AK0208328289	EX4200-24T, 8 POE
Power Supply 0	REV 03	740-020957	AT0508346354	PS 320W AC
Fan Tray				Fan Tray

show chassis hardware models (EX4500 Switch)

```
user@host> show chassis hardware models
```

```
Hardware inventory:
```

Item	Version	Part number	Serial number	FRU model number
Routing Engine 0	REV 01	750-035700	GG0210271867	EX4500-40F-FB-C
FPC 0	REV 01	750-035700	GG0210271867	EX4500-40F-FB-C
PIC 0		BUILTIN	BUILTIN	EX4500-40F-FB-C
Power Supply 1	REV 01	740-029654	H884FS00JC09	EX4500-PWR1-AC-FB

show chassis hardware (J6350 Router)

```
user@host> show chassis hardware
```

```
Hardware inventory:
```

Item	Version	Part number	Serial number	Description
Chassis			JN1090E07ADB	JSR6350
Midplane	REV 03	710-014593	NP1265	
System IO	REV 01	710-016210	NN9950	JX350 System IO
Crypto Module				Crypto Acceleration
Routing Engine	REV 08	710-015273	NM6509	RE-J6350-3400
ad0	248 MB	256MB CKS	00102006C24A00000039	Compact
Flash				
FPC 0				FPC
PIC 0				4x GE Base PIC
FPC 1	REV 06	750-010355	AI07030023	FPC
PIC 0				2x T1
FPC 3	REV 06	750-011148	AJ06520151	FPC
PIC 0				2x E1
FPC 6	REV 06	750-013492	NC4170	FPC
PIC 0				4x FE
Power Supply 0				

**show chassis hardware
(J6300 Router)**

user@host> show chassis hardware

Hardware inventory:

Item	Version	Part number	Serial number	Description
Chassis			JN000164AB	J6300
Midplane	REV 02.04	710-010001	CORE99570	
System IO	REV 02.00	710-010003	CORE100848	System IO board
Routing Engine	RevX2.6	750-010006	IWGS40735390	RE-J.3
FPC 0				FPC
PIC 0				2x FE
FPC 1	RevX2.0	750-011380	N3960005	FPC
PIC 0				1xADSL pic Annex A
FPC 2	RevX2.0	750-011380	N3960002	FPC
PIC 0				1xADSL pic Annex B
FPC 3	REV 03	750-010354	N0780028	FPC
PIC 0				1x T3

**show chassis hardware
(M7i Router)**

user@host> show chassis hardware

Hardware inventory:

Item	Version	Part number	Serial number	Description
Chassis			31959	M7i
Midplane	REV 02	710-008761	CA0209	M7i Midplane
Power Supply 0	Rev 04	740-008537	PD10272	AC Power Supply
Routing Engine	REV 01	740-008846	1000396803	RE-5.0
CFEB	REV 02	750-009492	CA0166	Internet Processor IIv1
FPC 0				E-FPC
PIC 0	REV 04	750-003163	HJ6416	1x G/E, 1000 BASE-SX
PIC 1	REV 04	750-003163	HJ6423	1x G/E, 1000 BASE-SX
PIC 2	REV 04	750-003163	HJ6421	1x G/E, 1000 BASE-SX
PIC 3	REV 02	750-003163	HJ0425	1x G/E, 1000 BASE-SX
FPC 1				E-FPC
PIC 2	REV 01	750-009487	HM2275	ASP - Integrated
PIC 3	REV 01	750-009098	CA0142	2x F/E, 100 BASE-TX

Hardware inventory:

Item	Version	Part number	Serial number	Description
Chassis			B1157	M7i
Midplane	REV 05	710-008761	DM0840	M7i Midplane
Power Supply 0	Rev 08	740-008537	TE53755	AC Power Supply
Routing Engine	REV 07	740-011202	1000736567	RE-850
CFEB	REV 09	750-010463	DK6952	Internet Processor II
FPC 0				E-FPC
PIC 0	REV 12	750-012838	DL7993	4x 1GE(LAN), IQ2
Xcvr 0	REV 01	740-011614	PD94TDJ	SFP-LX10
Xcvr 1	REV 01	740-011615	PAD5EER	UNSUPPORTED
Xcvr 2	REV 01	740-011614	PD94THU	SFP-LX10
Xcvr 3		NON-JNPR	PDC2E7A	SFP-LX10
PIC 1	REV 03	750-023116	JT0203	4x CHSTM1 SDH CE SFP
Xcvr 0	REV 01	740-012434	AGT063832PS	SFP-SR
Xcvr 1	REV 01	740-012434	AGT063832LY	SFP-SR
Xcvr 3	REV 01	740-016064	C06J19018	SFP-LR
PIC 2	REV 15	750-014895	DM5757	MultiServices 100
PIC 3	REV 01	750-025390	JW9448	12x T1/E1 CE
FPC 1				E-FPC
PIC 2		BUILTIN	BUILTIN	1x Tunnel
PIC 3	REV 09	750-009099	DM0899	1x G/E, 1000 BASE
Xcvr 0	REV 01	740-012434	AGT07150HGJ	UNSUPPORTED
Fan Tray				Rear Fan Tray

show chassis hardware

user@host> show chassis hardware

Hardware inventory:

(M10 Router)

Item	Version	Part number	Serial number	Description
Chassis			1122	M10
Midplane	REV 1.1	710-001950	S/N AC6626	
Power supply A	Rev 01	740-002497	S/N LC36095	AC
Power supply B	Rev 01	740-002497	S/N LC36100	AC
Display	REV 1.2	710-001995	S/N AC6656	
Host			18000005dfb3fb01	teknor
FEB	REV 01	710-001948	S/N AC6632	Internet Processor II
FPC 0				
PIC 0	REV 08	750-001072	S/N AB2485	1x G/E, 1000 BASE-SX
PIC 1	REV 01	750-000613	S/N AA1048	1x OC-12 SONET, SMIR
FPC 1				
Fan Tray 0				FANTRAY-M10I-S
Fan Tray 1				FANTRAY-M10I-S

show chassis hardware models (M10 Router)

user@host> show chassis hardware models

Hardware inventory:

Item	Version	Part number	CLEI code	FRU model number
Midplane	REV 04	710-008920		CHAS-MP-M10i-S
Power Supply 0	Rev 06	740-008537		PWR-M10i-M7i-AC-S
Power Supply 1	Rev 06	740-008537		PWR-M10i-M7i-AC-S
HCM 0	REV 03	710-010580		HCM-M10i-S
HCM 1	REV 03	710-010580		HCM-M10i-S
Routing Engine 0	REV 09	740-009459		RE-400-256-S
CFEB 0	REV 05	750-010465		FEB-M10i-M7i-S
FPC 0				
PIC 0	REV 10	750-002971		PE-40C3-SON-MM
PIC 1	REV 11	750-002992		PE-4FE-TX
PIC 2	REV 03	750-002977		PE-20C3-ATM-MM
PIC 3	REV 08	750-005724		PE-20C3-ATM2-MM
FPC 1				
PIC 2	REV 12	750-008425		PE-AS
PIC 3	REV 13	750-005636		PE-4CHDS3-QPP
Fan Tray 0				FANTRAY-M10I-S
Fan Tray 1				FANTRAY-M10I-S

show chassis hardware (M20 Router)

user@host> show chassis hardware

Hardware inventory:

Item	Version	Part number	Serial number	Description
Chassis			20033	M20
Backplane	REV 07	710-001517	S/N AA7940	
Power supply B	Rev 01	740-001465	S/N 000001	AC
Display	REV 02	710-001519	S/N AA9704	
Host 0			98000004f8f27501	teknor
SSB slot 0	REV 01	710-001951	S/N AD5905	Internet Processor II
SSRAM bank 0	REV 01	710-001385	S00480	2 MB
SSRAM bank 1	REV 01	710-001385	S00490	2 MB
SSRAM bank 2	REV 01	710-001385	S001:?	2 MB
SSRAM bank 3	REV 01	710-001385	S00483	2 MB
SSB slot 1	N/A	N/A	N/A	Backup
FPC 1	REV 01	710-001292	S/N AB7528	
SSRAM	REV 01	710-000077	S/N 304209	1 MB
SDRAM bank 0	REV 01	710-000099	S/N 000603	64 MB
SDRAM bank 1	REV 01	710-000099	S/N 000414	64 MB
PIC 0	REV 03	750-000612	S/N AB8433	2x OC-3 ATM, MM
PIC 1	REV 01	750-000616	S/N AA1168	1x OC-12 ATM, MM
PIC 2	REV 01	750-000613	S/N AA1008	1x OC-12 SONET, SMIR
PIC 3	REV 01	750-002501	S/N AD5810	4x E3
FPC 2	REV 01	710-001292	S/N AC0119	
SSRAM	REV 01	710-000077	S/N 503241	1 MB

SDRAM bank 0	REV 01	710-000099	S/N 306835	64 MB
SDRAM bank 1	REV 01	710-000099	S/N 306832	64 MB
Fan Tray 0				Front Upper Fan Tray
Fan Tray 1				Front Middle Fan Tray
Fan Tray 2				Front Bottom Fan Tray
Fan Tray 3				Rear Fan Tray

show chassis hardware models (M20 Router)

```
user@host> show chassis hardware models
```

Hardware inventory:

Item	Version	Part number	CLEI code	FRU model number
Backplane	REV 03	710-002334		CHAS-MP-M20-S
Power Supply A	REV 06	740-001465		PWR-M20-AC-S
Display	REV 04	710-001519		CRAFT-M20-S
Routing Engine 0	REV 06	740-003239		RE-333-768-S
Routing Engine 1	REV 06	740-003239		RE-333-768-S
SSB 0	REV 02	710-001951		SSB-E-M20
SSB 1	N/A	N/A		
FPC 0	REV 03	710-003308		FPC-E
PIC 0	REV 08	750-002303		P-4FE-TX
PIC 1	REV 07	750-004745		P-2MCDS3
PIC 2	REV 03	750-002965		PE-4CHDS3
FPC 1	REV 03	710-003308		FPC-E
PIC 0	REV 03	750-002914		P-20C3-ATM-MM
Fan Tray 0				FANTRAY-F-M20-S
Fan Tray 1				FANTRAY-F-M20-S
Fan Tray 2				FANTRAY-F-M20-S
Fan Tray 3				FANTRAY-R-M20-S

show chassis hardware (M40 Router)

```
user@host> show chassis hardware
```

Hardware inventory:

Item	Version	Part number	Serial number	Description
Backplane	REV 02	710-000073	S/N AA0053	
Power supply A	Rev 2	740-000235	S/N 000042	DC
Maxicab	REV X1	710-000229	S/N AA0139	
Minicab	REV X1	710-000482	S/N AA0201	
Display	REV 06	710-000150	S/N AA0905	
Host				cpv5000
SCB	REV X1	710-000075	S/N AA0158	Internet Processor I
SSRAM bank 0	REV 02	710-000077	S/N AA2267	1 MB
SSRAM bank 1	REV 02	710-000077	S/N AA2270	1 MB
SSRAM bank 2	REV 02	710-000077	S/N AA2269	1 MB
SSRAM bank 3	REV 02	710-000077	S/N AA2268	1 MB
FPC 0	REV 01	710-000175	S/N AA0048	
SSRAM	REV 01	710-000077	S/N AA2333	1 MB
SDRAM bank 0	REV 01	710-000099	S/N AA2332	64 MB
SDRAM bank 1	REV X1	710-000099	S/N AA2337	64 MB
PIC 0	REV 04	750-000613	S/N aa0343	1x OC-12 SONET, SMIR
PIC 1	REV 04	750-000613	S/N AA0379	1x OC-12 SONET, SMIR
PIC 2	REV 04	750-000613	S/N AA0377	1x OC-12 SONET, SMIR
PIC 3	REV 04	750-000613	S/N AA0378	1x Tunnel
FPC 2	REV 01	710-000175	S/N AA0042	
SSRAM	REV 02	710-000077	S/N AA2288	1 MB
SDRAM bank 0	REV 01	710-000099	S/N AA2331	64 MB
SDRAM bank 1	REV 01	710-000099	S/N AA2330	64 MB
PIC 0	REV X1	750-000603	S/N AA0143	4x OC-3 SONET, SMIR
PIC 1	REV X1	750-000615	S/N AA0149	4x OC-3 SONET, MM
PIC 2	REV X1	750-000611	S/N AA0148	4x OC-3 SONET, MM
PIC 3	REV 04	750-000613	S/N AA0330	1x OC-12 SONET, SMIR
FPC 4	REV 01	710-000175	S/N AA0050	
SSRAM	REV 01	710-000077	S/N AA2327	1 MB

SDRAM bank 0	REV 01	710-000099	S/N AA2329	64 MB
SDRAM bank 1	REV 01	710-000099	S/N AA2328	64 MB
PIC 0	REV 04	750-000613	S/N AA0320	1x OC-12 SONET, SMIR
PIC 2	REV 05	750-000616	S/N AA1341	1x OC-12 ATM, MM
PIC 3	REV 08	750-001072	S/N AB2462	1x G/E, 1000 BASE-SX
FPC 5	REV 10	710-000175	S/N AA7663	
SSRAM	REV 01	710-000077	S/N 501590	1 MB
SDRAM bank 0	REV 01	710-000099	S/N 300949	64 MB
SDRAM bank 1	REV 01	710-000099	S/N 300868	64 MB
PIC 1	REV 01	750-001323	S/N AB1670	1x Tunnel

show chassis hardware (M40e Router)

```
user@host> show chassis hardware
```

```
Hardware inventory:
```

Item	Version	Part number	Serial number	Description
Chassis				m40e
Midplane	REV 01	710-005071	AX3671	
FPM CMB	REV 03	710-001642	AR9074	
FPM Display	REV 03	710-001647	AR7331	
CIP	REV 04	710-002649	BB4449	
PEM 0	Rev 01	740-003787	MC12364	Power Entry Module
PEM 1	Rev 01	740-003787	MC12383	Power Entry Module
PCG 0	REV 07	710-001568	AG1332	
PCG 1	REV 07	710-001568	AR3789	
Host 0			3e000007c8176601	Present
MCS 0	REV 11	710-001226	AN5813	
SFM 0 SPP	REV 07	710-001228	AG4676	
SFM 0 SPR	REV 05	710-002189	AE4735	Internet Processor II
SFM 1 SPP	REV 07	710-001228	AP1347	
SFM 1 SPR	REV 05	710-002189	BE0063	Internet Processor II
FPC 0	REV 01	710-011725	BE0669	M40e-EP-FPC Type 1
CPU	REV 01	710-004600	BD9504	
PIC 0	REV 03	750-003737	AY3991	4x G/E, 1000 BASE-SX
FPC 1	REV 01	710-005197	BD9842	M40e-FPC Type 2
CPU	REV 01	710-004600	BB4869	
PIC 0	REV 07	750-001900	AR8278	1x OC-48 SONET, SMSR
FPC 2	REV 02	710-005197	BD9824	M40e-FPC Type 2
CPU	REV 01	710-004600	BD9531	
PIC 0	REV 03	750-003737	AY3986	4x G/E, 1000 BASE-SX
FPC 4	REV 02	710-005078	BE0664	M40e-FPC Type 1
CPU	REV 01	710-004600	BD9559	
PIC 0	REV 03	750-001894	AG7963	1x G/E, 1000 BASE-SX
PIC 2	REV 01	750-002575	AF2472	4x OC-3 SONET, SMIR
FPC 6	REV 02	710-005078	BE0652	M40e-FPC Type 1
CPU	REV 01	710-004600	BD9607	
PIC 0	REV 02	750-002911	AN2286	4x F/E, 100 BASE-TX
PIC 2	REV 01	750-002577	AP6345	4x OC-3 SONET, MM

show chassis hardware (M120 Router)

```
user@host> show chassis hardware
```

```
Hardware inventory:
```

Item	Version	Part number	Serial number	Description
Chassis			JN000054AC	M120
Midplane	REV 01	710-013667	RB4170	M120 Midplane
FPM Board	REV 02	710-011407	CJ9186	M120 FPM Board
FPM Display	REV 02	710-011405	CJ9173	M120 FPM Display
FPM CIP	REV 02	710-011410	CJ9221	M120 FPM CIP
PEM 0	Rev 05	740-011936	RM28320	AC Power Entry Module
PEM 1	Rev 05	740-011936	RM28321	AC Power Entry Module
Routing Engine 0	REV 03	740-014080	1000642883	RE-A-1000
CB 0	REV 03	710-011403	CM8346	M120 Control Board
CB 1	REV 06	710-011403	CP6728	M120 Control Board

FPC 1	REV 02	710-015908	CP6925	M120 CFPC 10GE
PIC 0		BUILTIN	BUILTIN	1x 10GE(LAN/WAN) XFP
Xcvr 0	REV 01	740-014279	62E204N00007	XFP-10G-LR
FPC 3	REV 03	710-011393	CJ9234	M120 FPC Type 2
PIC 0	REV 16	750-008155	NB5229	2x G/E IQ, 1000 BASE
Xcvr 0	REV 01	740-011613	P9F15JB	SFP-SX
Xcvr 1	REV 01	740-007326	P4Q0R9G	SFP-SX
PIC 1	REV 09	750-007745	CG4360	4x OC-3 SONET, SMIR
PIC 2	REV 16	750-008155	ND7787	2x G/E IQ, 1000 BASE
Xcvr 0	REV 01	740-011613	P9F12AS	SFP-SX
Xcvr 1	REV 01	740-011613	P9F1ALU	SFP-SX
PIC 3	REV 07	750-011800	JW1284	8x 1GE(LAN), IQ2
Xcvr 0	REV 01	740-011613	P9F1AM6	SFP-SX
Xcvr 6	REV 01	740-011613	P9F16NN	SFP-SX
Xcvr 7	REV 01	740-011782	P8C29Y7	SFP-SX
Board B	REV 02	710-011395	CN3754	M120 FPC Mezz
FPC 4	REV 02	710-011398	CP6741	M120 FPC Type 3
PIC 0	REV 16	750-007141	NB2855	10x 1GE(LAN), 1000 BASE
Xcvr 0	REV 01	740-011782	P922A1F	SFP-SX
Xcvr 1	REV 01	740-011782	P922A16	SFP-SX
Xcvr 2	REV 01	740-011782	P922A0U	SFP-SX
Xcvr 3	REV 01	740-011782	P9229UZ	SFP-SX
Xcvr 4	REV 01	740-009029	P11JXWP	SFP-LX
Xcvr 6	REV 01	740-011613	P9F1ALW	SFP-SX
FPC 5	REV 01	710-011388	CJ9088	M120 FPC Type 1
PIC 0	*** Hardware Not Supported ***			
PIC 1	REV 05	750-012052	NB0410	1x CHOC3 IQ SONET, SMLR
PIC 2	REV 01	750-013167	CM3824	4x CHDS3 IQ
PIC 3	REV 01	750-010240	CB5366	1x G/E SFP, 1000 BASE
Board B	REV 01	710-011390	CJ9103	M120 FPC Mezz Board
FEB 3	REV 04	710-011663	CP6673	M120 FEB
FEB 4	REV 04	710-011663	CJ9368	M120 FEB
FEB 5	REV 04	710-011663	CJ9386	M120 FEB
Fan Tray 0				Front Top Fan Tray
Fan Tray 1				Front Bottom Fan Tray
Fan Tray 2				Rear Top Fan Tray
Fan Tray 3				Rear Bottom Fan Tray

show chassis hardware detail (M120 Router)

user@host> show chassis hardware detail

Hardware inventory:

Item	Version	Part number	Serial number	Description
Chassis			JN000054AC	M120
Midplane	REV 01	710-013667	RB4170	M120 Midplane
FPM Board	REV 02	710-011407	CJ9186	M120 FPM Board
FPM Display	REV 02	710-011405	CJ9173	M120 FPM Display
FPM CIP	REV 02	710-011410	CJ9221	M120 FPM CIP
PEM 0	Rev 05	740-011936	RM28320	AC Power Entry Module
PEM 1	Rev 05	740-011936	RM28321	AC Power Entry Module
Routing Engine 0	REV 03	740-014080	1000642883	RE-A-1000
ad0 248 MB		SILICONSYSTEMS INC	256M 126CT505S07635C00110	Compact Flash
ad2 38154 MB		HTE541040G9SA00	MPBBT0X2HS2E3M	Hard Disk
CB 0	REV 03	710-011403	CM8346	M120 Control Board
CB 1	REV 06	710-011403	CP6728	M120 Control Board
FPC 1	REV 02	710-015908	CP6925	M120 CFPC 10GE
PIC 0		BUILTIN	BUILTIN	1x 10GE(LAN/WAN) XFP
Xcvr 0	REV 01	740-014279	62E204N00007	XFP-10G-LR
FPC 3	REV 03	710-011393	CJ9234	M120 FPC Type 2
PIC 0	REV 16	750-008155	NB5229	2x G/E IQ, 1000 BASE
Xcvr 0	REV 01	740-011613	P9F15JB	SFP-SX

Xcvr 1	REV 01	740-007326	P4Q0R9G	SFP-SX
PIC 1	REV 09	750-007745	CG4360	4x OC-3 SONET, SMIR
PIC 2	REV 16	750-008155	ND7787	2x G/E IQ, 1000 BASE
Xcvr 0	REV 01	740-011613	P9F12AS	SFP-SX
Xcvr 1	REV 01	740-011613	P9F1ALU	SFP-SX
PIC 3	REV 07	750-011800	JW1284	8x 1GE(LAN), IQ2
Xcvr 0	REV 01	740-011613	P9F1AM6	SFP-SX
Xcvr 6	REV 01	740-011613	P9F16NN	SFP-SX
Xcvr 7	REV 01	740-011782	P8C29Y7	SFP-SX
Board B	REV 02	710-011395	CN3754	M120 FPC Mezz
FPC 4	REV 02	710-011398	CP6741	M120 FPC Type 3
PIC 0	REV 16	750-007141	NB2855	10x 1GE(LAN), 1000 BASE
Xcvr 0	REV 01	740-011782	P922A1F	SFP-SX
Xcvr 1	REV 01	740-011782	P922A16	SFP-SX
Xcvr 2	REV 01	740-011782	P922A0U	SFP-SX
Xcvr 3	REV 01	740-011782	P9229UZ	SFP-SX
Xcvr 4	REV 01	740-009029	P11JXWP	SFP-LX
Xcvr 6	REV 01	740-011613	P9F1ALW	SFP-SX
FPC 5	REV 01	710-011388	CJ9088	M120 FPC Type 1
PIC 0	*** Hardware Not Supported ***			
PIC 1	REV 05	750-012052	NB0410	1x CHOC3 IQ SONET, SMLR
PIC 2	REV 01	750-013167	CM3824	4x CHDS3 IQ
PIC 3	REV 01	750-010240	CB5366	1x G/E SFP, 1000 BASE
Board B	REV 01	710-011390	CJ9103	M120 FPC Mezz Board
FEB 3	REV 04	710-011663	CP6673	M120 FEB
FEB 4	REV 04	710-011663	CJ9368	M120 FEB
FEB 5	REV 04	710-011663	CJ9386	M120 FEB
Fan Tray 0				Front Top Fan Tray
Fan Tray 1				Front Bottom Fan Tray
Fan Tray 2				Rear Top Fan Tray
Fan Tray 3				Rear Bottom Fan Tray

show chassis hardware models (M120 Router)

user@host> show chassis hardware models

Hardware inventory:

Item	Version	Part number	CLEI code	FRU model number
Midplane	REV 01	710-013667		
FPM CIP	REV 02	710-011410		CRAFT-M120-S
PEM 0	Rev 05	740-011936		PWR-M120-AC-S
PEM 1	Rev 05	740-011936		PWR-M120-AC-S
Routing Engine 0	REV 03	740-014080		RE-A-1000-2048-S
CB 0	REV 03	710-011403		CB-M120-S
CB 1	REV 06	710-011403		CB-M120-S
FPC 1	REV 02	710-015908		M120-cFPC-1XGE-XFP
FPC 3				
PIC 0	REV 16	750-008155		PB-2GE-SFP-QPP
PIC 1	REV 09	750-007745		PC-4OC3-SON-SMIR
PIC 2	REV 16	750-008155		PB-2GE-SFP-QPP
PIC 3	REV 07	750-011800		PB-8GE-TYPE2-SFP-IQ2
FPC 4				
PIC 0	REV 16	750-007141		PC-10GE-SFP
FPC 5				
PIC 1	REV 05	750-012052		PB-1CHOC3-SMIR-QPP
PIC 2	REV 01	750-013167		PE-4CHDS3-QPP
PIC 3	REV 01	750-010240		PB-1GE-SFP
Fan Tray 0				FFANTRAY-M120-S
Fan Tray 1				FFANTRAY-M120-S
Fan Tray 2				RFANTRAY-M120-S
Fan Tray 3				RFANTRAY-M120-S

show chassis hardware (M160 Router)

```

user@host> show chassis hardware
Item          Version  Part number  Serial number  Description
Chassis                               101          M160
Midplane      REV 02   710-001245   S/N AB4107
FPM CMB       REV 01   710-001642   S/N AA2911
FPM Display   REV 01   710-001647   S/N AA2999
CIP           REV 02   710-001593   S/N AA9563
PEM 0         Rev 01   740-001243   S/N KJ35769    DC
PEM 1         Rev 01   740-001243   S/N KJ35765    DC
PCG 0         REV 01   710-001568   S/N AA9794
PCG 1         REV 01   710-001568   S/N AA9804
Host 1
MCS 1         REV 03   710-001226   S/N AA9777
SFM 0 SPP     REV 04   710-001228   S/N AA2975
SFM 0 SPR     REV 02   710-001224   S/N AA9838      Internet Processor I
SFM 1 SPP     REV 04   710-001228   S/N AA2860
SFM 1 SPR     REV 01   710-001224   S/N AB0139      Internet Processor I
FPC 0         REV 03   710-001255   S/N AA9806      FPC Type 1
CPU           REV 02   710-001217   S/N AA9590
PIC 1         REV 05   750-000616   S/N AA1527      1x OC-12 ATM, MM
PIC 2         REV 05   750-000616   S/N AA1535      1x OC-12 ATM, MM
PIC 3         REV 01   750-000616   S/N AA1519      1x OC-12 ATM, MM
FPC 1         REV 02   710-001611   S/N AA9523      FPC Type 2
CPU           REV 02   710-001217   S/N AA9571
PIC 0         REV 03   750-001900   S/N AA9626      1x STM-16 SDH, SMIR
PIC 1         REV 01   710-002381   S/N AD3633      2x G/E, 1000 BASE-SX
FPC 2
CPU           REV 03   710-001217   S/N AB3329
PIC 0         REV 01
Fan Tray 0    Rear Bottom Blower
Fan Tray 1    Rear Top Blower
Fan Tray 2    Front Top Blower
Fan Tray 3    Front Fan Tray

```

show chassis hardware models (M160 Router)

```

user@host> show chassis hardware models
Hardware inventory:
Item          Version  Part number  CLEI code  FRU model number
Midplane      REV 03   710-009120
FPM Display   REV 02   710-009351
CIP           REV 03   710-005926
PEM 2         Rev X4   740-009148
PEM 3         Rev X4   740-009148
Routing Engine 0 REV 02   740-008883
Routing Engine 1 REV 02   740-008883
FPC 0         REV 02   710-010419
PIC 0         REV 01   750-001323
PIC 1         REV 02   750-002987
PIC 2         REV 04   750-001894
PIC 3         REV 04   750-001896
FPC 1         REV 02   710-010419
PIC 0         REV 04   750-001894
PIC 1         REV 04   750-001894
PIC 3         REV 03   750-001894
FPC 2         REV 02   710-010419
PIC 0         REV 10   750-005634
PIC 1         REV 10   750-005634
PIC 2         REV 07   750-005634
PIC 3         REV 07   750-005634
PIC 1         REV 10   750-005634
PIC 2         REV 07   750-005634
CHAS-BP-M320-S
CRAFT-M320-S
CIP-M320-S
PWR-M-DC-S
PWR-M-DC-S
RE-1600-2048-S
RE-1600-2048-S
M320-FPC1
P-TUNNEL
PE-10C12-SON-SMIR
PB-1GE-SX
PB-10C12-SON-SMIR
M320-FPC1
PB-1GE-SX
PB-1GE-SX
PB-1GE-SX
M320-FPC1
PB-1CHOC12SMIR-QPP
PB-1CHOC12SMIR-QPP
PB-1CHOC12SMIR-QPP
PB-1CHOC12SMIR-QPP
PB-1CHOC12SMIR-QPP
PB-1CHOC12SMIR-QPP

```

PIC 3	REV 07	750-005634	PB-1CHOC12SMIR-QPP
FPC 3			
PIC 0	REV 03	750-001895	PB-10C12-SON-MM
PIC 1	REV 04	750-001894	PB-1GE-SX
PIC 3	REV 04	750-003141	PB-1GE-SX-B
FPC 4	REV 02	710-010419	M320-FPC1
FPC 5	REV 02	710-010419	M320-FPC1
FPC 6	REV 02	710-010419	M320-FPC1
FPC 7			
PIC 0	REV 15	750-001901	PB-40C12-SON-SMIR
PIC 1	REV 06	750-001900	PB-10C48-SON-SMSR
PIC 2	REV 07	750-001900	PB-10C48-SON-SMSR
PIC 3	REV 05	750-003737	PB-4GE-SX
SIB 0	REV 03	710-009184	SIB-M-S
SIB 1	REV 03	710-009184	SIB-M-S
SIB 2	REV 03	710-009184	SIB-M-S
SIB 3	REV 03	710-009184	SIB-M-S
Fan Tray 0			FFANTRAY-M320-S
Fan Tray 1			FFANTRAY-M320-S
Fan Tray 2			RFANTRAY-M320-S

show chassis hardware detail (M160 Router)

user@host> show chassis hardware detail

Hardware inventory:

Item	Version	Part number	Serial number	Description
Chassis			101	M160
Midplane	REV 02	710-001245	S/N AB4107	
FPM CMB	REV 01	710-001642	S/N AA2911	
FPM Display	REV 01	710-001647	S/N AA2999	
CIP	REV 02	710-001593	S/N AA9563	
PEM 0	Rev 01	740-001243	S/N KJ35769	DC
PEM 1	Rev 01	740-001243	S/N KJ35765	DC
PCG 0	REV 01	710-001568	S/N AA9794	
PCG 1	REV 01	710-001568	S/N AA9804	
Host 1			da000004f8d57001	teknor
MCS 1	REV 03	710-001226	S/N AA9777	
SFM 0 SPP	REV 04	710-001228	S/N AA2975	
SFM 0 SPR	REV 02	710-001224	S/N AA9838	Internet Processor I
SSRAM bank 0	REV 01	710-000077	S/N 306456	1 MB
SSRAM bank 1	REV 01	710-000077	S/N 306474	1 MB
SSRAM bank 2	REV 01	710-000077	S/N 306388	1 MB
SSRAM bank 3	REV 01	710-000077	S/N 306392	1 MB
SFM 1 SPP	REV 04	710-001228	S/N AA2860	
SFM 1 SPR	REV 01	710-001224	S/N AB0139	Internet Processor I
SSRAM bank 0	REV 01	710-000077	S/N 302917	1 MB
SSRAM bank 1	REV 01	710-000077	S/N 302662	1 MB
SSRAM bank 2	REV 01	710-000077	S/N 302593	1 MB
SSRAM bank 3	REV 01	710-000077	S/N 100160	1 MB
FPC 0	REV 03	710-001255	S/N AA9806	FPC Type 1
CPU	REV 02	710-001217	S/N AA9590	
SSRAM	REV 01	710-000077	S/N 302836	1 MB
SDRAM 0	REV 01	710-001196	S00141	32 MB
SDRAM 1	REV 01	710-001196	S0010;	32 MB
SSRAM	REV 01	710-000077	S/N 302633	1 MB
SDRAM 0	REV 01	710-001196	S00143	32 MB
SDRAM 1	REV 01	710-001196	S00115	32 MB
SSRAM	REV 01	710-000077	S/N 302952	1 MB
SDRAM 0	REV 01	710-001196	S00135	32 MB
SDRAM 1	REV 01	710-001196	S001=3	32 MB
SSRAM	REV 01	710-000077	S/N 302892	1 MB
SDRAM 0	REV 01	710-001196	S000?6	32 MB
SDRAM 1	REV 01	710-001196	S001=5	32 MB

PIC 1	REV 05	750-000616	S/N AA1527	1x OC-12 ATM, MM
PIC 2	REV 05	750-000616	S/N AA1535	1x OC-12 ATM, MM
PIC 3	REV 01	750-000616	S/N AA1519	1x OC-12 ATM, MM
FPC 1	REV 02	710-001611	S/N AA9523	FPC Type 2
CPU	REV 02	710-001217	S/N AA9571	
SSRAM	REV 01	710-000077	S/N 306340	1 MB
SDRAM 0	REV 01	710-001196	S00012	32 MB
SDRAM 1	REV 01	710-001196	S0001?	32 MB
SSRAM	REV 01	710-000077	S/N 306454	1 MB
SDRAM 0	REV 01	710-001196	S00028	32 MB
SDRAM 1	REV 01	710-001196	S0002?	32 MB
SSRAM	REV 01	710-000077	S/N 306492	1 MB
SDRAM 0	REV 01	710-001196	S00015	32 MB
SDRAM 1	REV 01	710-001196	S00031	32 MB
SSRAM	REV 01	710-000077	S/N 306363	1 MB
SDRAM 0	REV 01	710-001196	S00013	32 MB
SDRAM 1	REV 01	710-001196	S00032	32 MB
PIC 0	REV 03	750-001900	S/N AA9626	1x STM-16 SDH, SMIR
PIC 1	REV 01	710-002381	S/N AD3633	2x G/E, 1000 BASE-SX
FPC 2				FPC Type OC192
... SSRAM	REV 01	710-000077	S/N 306466	1 MB

show chassis hardware (M320 Router)

```
user@host> show chassis hardware
```

```
Hardware inventory:
```

Item	Version	Part number	Serial number	Description
Chassis			67245	M320
Midplane	REV 05	710-009120	RB1202	M320 Midplane
FPM GBUS	REV 04	710-005928	HZ5697	M320 Board
FPM Display	REV 05	710-009351	HR1464	M320 FPM Display
CIP	REV 04	710-005926	HT8672	M320 CIP
PEM 0	Rev 05	740-009148	QK34208	DC Power Entry Module
PEM 1	Rev 05	740-009148	QK34262	DC Power Entry Module
PEM 2	Rev 05	740-009148	QF10449	DC Power Entry Module
PEM 3	Rev 05	740-009148	QJ18257	DC Power Entry Module
Routing Engine 0	REV 06	740-008883	P11123901185	RE-4.0
CB 0	REV 07	710-009115	JB2382	M320 Control Board
FPC 0	REV 02	710-005017	CD9926	M320 FPC Type 2
CPU	REV 01	710-011659	CJ6940	M320 PCA SCPU
PIC 0	REV 07	750-001900	AT1594	1x OC-48 SONET, SMSR
PIC 1	REV 03	750-001850	HS2746	1x Tunnel
PIC 2	REV 05	750-010618	JE7117	4x G/E SFP, 1000 BASE
PIC 3	REV 06	750-001900	HE6083	1x OC-48 SONET, SMSR
FPC 2	REV 02	710-005017	CH0319	M320 FPC Type 1
CPU	REV 01	710-011659	CJ6942	M320 PCA SCPU
PIC 0	REV 05	750-003034	BD8705	4x OC-3 SONET, SMIR
FPC 5	REV 02	710-005017	CD9938	M320 FPC Type 2
CPU				
FPC 7	REV 02	710-005017	CD9934	M320 FPC Type 2
CPU				
SIB 0	REV 09	710-009184	JA6540	M320 SIB
SIB 1	REV 09	710-009184	HV9511	M320 SIB
SIB 2	REV 09	710-009184	HW2057	M320 SIB
SIB 3	REV 09	710-009184	JA6687	M320 SIB
Fan Tray 0				Front Top Fan Tray
Fan Tray 1				Front Bottom Fan Tray
Fan Tray 2				Rear Fan Tray

show chassis hardware models (M320 Router)

```
user@host> show chassis hardware models
```

```
Hardware inventory:
```

Item	Version	Part number	CLEI code	FRU model number
------	---------	-------------	-----------	------------------

Midplane	REV 03	710-009120	CHAS-BP-M320-S
FPM Display	REV 02	710-009351	CRAFT-M320-S
CIP	REV 03	710-005926	CIP-M320-S
PEM 2	Rev X4	740-009148	PWR-M-DC-S
PEM 3	Rev X4	740-009148	PWR-M-DC-S
Routing Engine 0	REV 02	740-008883	RE-1600-2048-S
Routing Engine 1	REV 02	740-008883	RE-1600-2048-S
FPC 0	REV 02	710-010419	M320-FPC1
PIC 0	REV 01	750-001323	P-TUNNEL
PIC 1	REV 02	750-002987	PE-10C12-SON-SMIR
PIC 2	REV 04	750-001894	PB-1GE-SX
PIC 3	REV 04	750-001896	PB-10C12-SON-SMIR
FPC 1	REV 02	710-010419	M320-FPC1
PIC 0	REV 04	750-001894	PB-1GE-SX
PIC 1	REV 04	750-001894	PB-1GE-SX
PIC 3	REV 03	750-001894	PB-1GE-SX
FPC 2	REV 02	710-010419	M320-FPC1
PIC 0	REV 10	750-005634	PB-1CHOC12SMIR-QPP
PIC 1	REV 10	750-005634	PB-1CHOC12SMIR-QPP
PIC 2	REV 07	750-005634	PB-1CHOC12SMIR-QPP
PIC 3	REV 07	750-005634	PB-1CHOC12SMIR-QPP
PIC 1	REV 10	750-005634	PB-1CHOC12SMIR-QPP
PIC 2	REV 07	750-005634	PB-1CHOC12SMIR-QPP
PIC 3	REV 07	750-005634	PB-1CHOC12SMIR-QPP
FPC 3			
PIC 0	REV 03	750-001895	PB-10C12-SON-MM
PIC 1	REV 04	750-001894	PB-1GE-SX
PIC 3	REV 04	750-003141	PB-1GE-SX-B
FPC 4	REV 02	710-010419	M320-FPC1
FPC 5	REV 02	710-010419	M320-FPC1
FPC 6	REV 02	710-010419	M320-FPC1
FPC 7			
PIC 0	REV 15	750-001901	PB-40C12-SON-SMIR
PIC 1	REV 06	750-001900	PB-10C48-SON-SMSR
PIC 2	REV 07	750-001900	PB-10C48-SON-SMSR
PIC 3	REV 05	750-003737	PB-4GE-SX
SIB 0	REV 03	710-009184	SIB-M-S
SIB 1	REV 03	710-009184	SIB-M-S
SIB 2	REV 03	710-009184	SIB-M-S
SIB 3	REV 03	710-009184	SIB-M-S
Fan Tray 0			FFANTRAY-M320-S
Fan Tray 1			FFANTRAY-M320-S
Fan Tray 2			RFANTRAY-M320-S

show chassis hardware (MX5 Router)

user@host> show chassis hardware

Hardware inventory:

Item	Version	Part number	Serial number	Description
Chassis			E1368	MX5-T
Midplane	REV 01	711-038215	YF5288	MX5-T
PEM 0	Rev 04	740-028288	VA01215	AC Power Entry Module
PEM 1	Rev 04	740-028288	VA01218	AC Power Entry Module
Routing Engine		BUILTIN	BUILTIN	Routing Engine
TFEB 0		BUILTIN	BUILTIN	Forwarding Engine
Processor				
QXM 0	REV 05	711-028408	ZA9136	MPC QXM
FPC 0		BUILTIN	BUILTIN	MPC BUILTIN
MIC 0		BUILTIN	BUILTIN	4x 10GE XFP
PIC 0		BUILTIN	BUILTIN	4x 10GE XFP
FPC 1		BUILTIN	BUILTIN	MPC BUILTIN
MIC 0	REV 24	750-028392	YX9820	3D 20x 1GE(LAN) SFP
PIC 0		BUILTIN	BUILTIN	10x 1GE(LAN) SFP

Xcvr 0	REV 01	740-031851	AM1045SUAQ3	SFP-SX
Xcvr 1	REV 01	740-031851	AM1045SUAPA	SFP-SX
Xcvr 2	REV 01	740-031851	AM1045SUAN7	SFP-SX
Xcvr 3	REV 01	740-031851	AM1045SU91Q	SFP-SX
Xcvr 4	REV 01	740-031851	AM1045SUDDR	SFP-SX
Xcvr 9	REV 01	740-011613	AM0848SB6A1	SFP-SX
PIC 1		BUILTIN	BUILTIN	10x 1GE(LAN) SFP
Xcvr 0	REV 01	740-031851	AM1045SUANO	SFP-SX
Xcvr 1	REV 01	740-011613	AS0812S0719	SFP-SX
Xcvr 2	REV 01	740-011613	AM0821SA121	SFP-SX
Xcvr 3	REV 01	740-011613	PF21K21	SFP-SX
Xcvr 4	REV 01	740-011613	AM0848SB69Z	SFP-SX
Xcvr 5	REV 01	740-011782	P9POXV3	SFP-SX
Xcvr 6	REV 01	740-011613	AM0812S8WJN	SFP-SX
Xcvr 7	REV 01	740-011613	PAM3G9Q	SFP-SX
Xcvr 8	REV 01	740-011613	AM0848SB4A6	SFP-SX
Xcvr 9	REV 01	740-011782	P9M0U37	SFP-SX
MIC 1	REV 20	750-028380	ZG2657	3D 2x 10GE XFP
PIC 2		BUILTIN	BUILTIN	1x 10GE XFP
PIC 3		BUILTIN	BUILTIN	1x 10GE XFP
Fan Tray				Fan Tray

show chassis hardware (MX10 Router)

```
user@host> show chassis hardware
```

```
Hardware inventory:
```

Item	Version	Part number	Serial number	Description
Chassis			E1372	MX10-T
Midplane	REV 01	711-038211	YF5285	MX10-T
PEM 0	Rev 04	740-028288	VB01678	AC Power Entry Module
Routing Engine		BUILTIN	BUILTIN	Routing Engine
TFEB 0		BUILTIN	BUILTIN	Forwarding Engine
Processor				
QXM 0	REV 05	711-028408	ZA9053	MPC QXM
FPC 0		BUILTIN	BUILTIN	MPC BUILTIN
MIC 0		BUILTIN	BUILTIN	4x 10GE XFP
PIC 0		BUILTIN	BUILTIN	4x 10GE XFP
FPC 1		BUILTIN	BUILTIN	MPC BUILTIN
MIC 0	REV 24	750-028392	YX9436	3D 20x 1GE(LAN) SFP
PIC 0		BUILTIN	BUILTIN	10x 1GE(LAN) SFP
Xcvr 0	REV 01	740-031851	AM1107SUFQW	SFP-SX
PIC 1		BUILTIN	BUILTIN	10x 1GE(LAN) SFP
Fan Tray				Fan Tray

show chassis hardware (MX40 Router)

```
user@host> show chassis hardware
```

```
Hardware inventory:
```

Item	Version	Part number	Serial number	Description
Chassis			E1367	MX40-T
Midplane	REV 01	711-038211	YF5284	MX40-T
PEM 0	Rev 04	740-028288	VB01680	AC Power Entry Module
PEM 1	Rev 04	740-028288	VB01700	AC Power Entry Module
Routing Engine		BUILTIN	BUILTIN	Routing Engine
TFEB 0		BUILTIN	BUILTIN	Forwarding Engine
Processor				
QXM 0	REV 05	711-028408	ZA9048	MPC QXM
FPC 0		BUILTIN	BUILTIN	MPC BUILTIN
MIC 0		BUILTIN	BUILTIN	4x 10GE XFP
PIC 0		BUILTIN	BUILTIN	4x 10GE XFP
Xcvr 0	REV 01	740-014279	M7067UPP	XFP-10G-LR
Xcvr 1		NON-JNPR	K9J02UN	XFP-10G-LR
FPC 1		BUILTIN	BUILTIN	MPC BUILTIN
MIC 0	REV 24	750-028392	YX3504	3D 20x 1GE(LAN) SFP


```

PIC 0
  Xcvr 0    REV 01  740-011613  BUILTIN      BUILTIN      10x 1GE(LAN) SFP
  Xcvr 1    REV 01  740-011613  PFA6KV2      SFP-SX
  Xcvr 2    REV 01  740-031851  AM1045SUDDM  SFP-SX
  Xcvr 3    REV 01  740-011613  PD63C7M      SFP-SX
  Xcvr 4    REV 01  740-011613  PD63DJY      SFP-SX
  Xcvr 5    REV 02  740-011613  AA0950STLL9  SFP-SX
  Xcvr 6    REV 01  740-011782  PAR1YHC      SFP-SX
  Xcvr 7    REV 01  740-011782  P9P0XXL      SFP-SX
  Xcvr 8    REV 01  740-011613  PD63D95      SFP-SX
  Xcvr 9    REV 01  740-031851  AM1045SU9B8  SFP-SX
PIC 1
  Xcvr 0    REV 01  740-011613  BUILTIN      BUILTIN      10x 1GE(LAN) SFP
  Xcvr 1    REV 01  740-031851  PF21L3Z      SFP-SX
  Xcvr 2    REV 01  740-031851  AM1045SU7M9  SFP-SX
  Xcvr 3    REV 01  740-031851  AM1045SUAPT  SFP-SX
  Xcvr 4    REV 01  740-011613  PFF2BZH      SFP-SX
  Xcvr 5    REV 01  740-031851  AM1045SUDDN  SFP-SX
  Xcvr 6    REV 01  740-031851  AM1039S00ZR  SFP-SX
  Xcvr 8    REV 01  740-031851  AM1045SUD6Y  SFP-SX
  Xcvr 8    REV 01  740-011613  PFM1QBS      SFP-SX
  Xcvr 9    REV 01  740-011613  PFF2E25      SFP-SX
MIC 1      REV 01  750-021130  KG4391       3D 2x 10GE XFP
PIC 2
  Xcvr 0    REV 01  740-011571  BUILTIN      BUILTIN      1x 10GE XFP
PIC 3
  Xcvr 0    NON-JNPR  CA49BK0AE    1x 10GE XFP
Fan Tray
Fan Tray

```

show chassis hardware (Fixed MX80 Router)

```
user@host> show chassis hardware
```

```
Hardware inventory:
```

Item	Version	Part number	Serial number	Description
Chassis				MX80-48T
Midplane	REV 01	711-031603	KF9250	MX80-48T
Routing Engine		BUILTIN	BUILTIN	Routing Engine
FEB 0		BUILTIN	BUILTIN	Forwarding Engine Board
FPC 0		BUILTIN	BUILTIN	MPC BUILTIN
MIC 0		BUILTIN	BUILTIN	4x 10GE XFP
PIC 0		BUILTIN	BUILTIN	4x 10GE XFP
Xcvr 0		NON-JNPR	M6439D41	XFP-10G-LR
Xcvr 1	REV 01	740-014279	6XE931N00202	XFP-10G-LR
Xcvr 2	REV 01	740-014289	C715XU05F	XFP-10G-SR
Xcvr 3	REV 01	740-014289	C650XU0EP	XFP-10G-SR
FPC 1		BUILTIN	BUILTIN	MPC BUILTIN
MIC 0	REV 01	711-029399	JR6981	12x 1GE(LAN) RJ45
PIC 0		BUILTIN	BUILTIN	12x 1GE(LAN) RJ45
PIC 1		BUILTIN	BUILTIN	12x 1GE(LAN) RJ45
MIC 1	REV 01	BUILTIN	BUILTIN	12x 1GE(LAN) RJ45
PIC 2		BUILTIN	BUILTIN	12x 1GE(LAN) RJ45
PIC 3		BUILTIN	BUILTIN	12x 1GE(LAN) RJ45
Fan Tray				Fan Tray

show chassis hardware (Modular MX80 Router)

```
user@host> show chassis hardware
```

```
Hardware inventory:
```

Item	Version	Part number	Serial number	Description
Chassis				MX80
Midplane	REV 02	711-031594	JR7084	MX80
PEM 0	Rev 01	740-028288	000018	AC Power Entry Module
Routing Engine		BUILTIN	BUILTIN	Routing Engine
FEB 0		BUILTIN	BUILTIN	Forwarding Engine Board

QXM 0	REV 05	711-028408	JR7041	MPC QXM
FPC 0		BUILTIN	BUILTIN	MPC BUILTIN
MIC 0		BUILTIN	BUILTIN	4x 10GE XFP
PIC 0		BUILTIN	BUILTIN	4x 10GE XFP
FPC 1		BUILTIN	BUILTIN	MPC BUILTIN
MIC 0	REV 02	750-028380	JR6598	3D 2x 10GE XFP
PIC 0		BUILTIN	BUILTIN	1x 10GE XFP
Xcvr 0	REV 01	740-014289	T07M86365	XFP-10G-SR
PIC 1		BUILTIN	BUILTIN	1x 10GE XFP
Xcvr 0	REV 01	740-014289	T07M71094	XFP-10G-SR
MIC 1	REV 02	750-028380	JG8548	3D 2x 10GE XFP
PIC 2		BUILTIN	BUILTIN	1x 10GE XFP
Xcvr 0	REV 02	740-014289	T08L86302	XFP-10G-SR
PIC 3		BUILTIN	BUILTIN	1x 10GE XFP
Xcvr 0	REV 02	740-014289	C810XU0BA	XFP-10G-SR
Fan Tray				Fan Tray

show chassis hardware (MX240 Router)

user@host> show chassis hardware

Hardware inventory:

Item	Version	Part number	Serial number	Description
Chassis			JN10C7F7EAFC	MX240
Midplane	REV 01	710-021041	TR1502	MX240 Backplane
FPM Board	REV 01	710-017254	KD4017	Front Panel Display
PEM 0	Rev 02	740-017330	000332	PS 1.2-1.7kW; 100-240V
AC in				
PEM 1	Rev 02	740-017330	000226	PS 1.2-1.7kW; 100-240V
AC in				
Routing Engine 0	REV 06	740-013063	1000703522	RE-S-2000
Routing Engine 1	REV 06	740-015113	1000687625	RE-S-1300
CB 0	REV 07	710-013385	KC9057	MX SCB
CB 1	REV 05	710-013385	JY4760	MX SCB
FPC 1	REV 01	750-021679	KC7340	DPCE 40x 1GE R
CPU	REV 06	710-013713	KD4078	DPC PMB
PIC 0		BUILTIN	BUILTIN	10x 1GE(LAN)
Xcvr 0	REV 01	740-011613	P9F18ME	SFP-SX
PIC 1		BUILTIN	BUILTIN	10x 1GE(LAN)
PIC 2		BUILTIN	BUILTIN	10x 1GE(LAN)
PIC 3		BUILTIN	BUILTIN	10x 1GE(LAN)
FPC 2	REV 04	710-016669	JS4529	DPCE 40x 1GE R EQ
CPU	REV 06	710-013713	KB3969	DPC PMB
PIC 0		BUILTIN	BUILTIN	10x 1GE(LAN) EQ
Xcvr 0	REV 01	740-011613	PBG3Y79	SFP-SX
Xcvr 1	REV 01	740-011613	PBG3XU8	SFP-SX
Xcvr 2	REV 01	740-011613	PBG3YG6	SFP-SX
Xcvr 3	REV 01	740-011613	PBG3XUG	SFP-SX
Xcvr 4	REV 01	740-011613	PBG3XTJ	SFP-SX
PIC 1		BUILTIN	BUILTIN	10x 1GE(LAN) EQ
Xcvr 0	REV 01	740-011613	PBG3ZUM	SFP-SX
Xcvr 1	REV 01	740-011613	PBG3Y5H	SFP-SX
Xcvr 2	REV 01	740-011613	PBG3UZT	SFP-SX
Xcvr 3	REV 01	740-011613	PBG3US1	SFP-SX
PIC 2		BUILTIN	BUILTIN	10x 1GE(LAN) EQ
Xcvr 0	REV 01	740-011613	PBG3YG7	SFP-SX
Xcvr 1	REV 01	740-011613	PBG3XZ9	SFP-SX
Xcvr 2	REV 01	740-011613	PBG3XTY	SFP-SX
Xcvr 3	REV 01	740-011613	PBG3UZG	SFP-SX
PIC 3		BUILTIN	BUILTIN	10x 1GE(LAN) EQ
Xcvr 0	REV 01	740-011613	PBG3Y8W	SFP-SX
Xcvr 1	REV 01	740-011613	PBG3YVX	SFP-SX
Xcvr 2	REV 01	740-011613	PBG3YB3	SFP-SX

Xcvr 3	REV 01	740-011613	PBG43VQ	SFP-SX
Fan Tray 0	REV 01	710-021113	JS4642	MX240 Fan Tray

show chassis hardware
detail (MX 240 Router
with Routing Engine

user@host> show chassis hardware detail

Item	Version	Part number	Serial number	Description
Chassis			JN11279B4AFC	MX240 Backplane

Displaying DIMM information)

Midplane	REV 07	760-021404	TS2474	MX240 Backplane
FPM Board	REV 03	760-021392	XC2643	Front Panel Display
PEM 0	Rev 03	740-017343	QCS0908A068	DC Power Entry Module
Routing Engine 0	REV 01	740-031117	AARCH00	RE-S-1800x4
ad0 3764 MB	STEC M2+	CF 9.0.2	STIM2Q3209239145303	Removable Compact Flash
ad1 28626 MB	WDC SSD-F0030S-5000	C933Z036237215548S00		Compact Flash
usb0 (addr 1)	EHCI root hub 0	Intel		uhub0
usb0 (addr 2)	product 0x0020 32	vendor 0x8087		uhub1
DIMM 0	VL31B5263E-F8S DIE REV-0	PCB REV-0		MFR ID-ce80
DIMM 1	VL31B5263E-F8S DIE REV-0	PCB REV-0		MFR ID-ce80
DIMM 2	VL31B5263E-F8S DIE REV-0	PCB REV-0		MFR ID-ce80
DIMM 3	SL31B5263E-F8S DIE REV-0	PCB REV-0		MFR ID-ce80
CB 0	REV 03	710-021523	XD7225	MX SCB
Fan Tray 0	REV 01	710-021113	WZ4986	MX240 Fan Tray

show chassis hardware (MX240 Router with Enhanced MX SCB)

```
user@host> show chassis hardware
Hardware inventory:
```

Item	Version	Part number	Serial number	Description
Chassis			JN10C7F7EAFC	MX240
Midplane	REV 01	710-021041	TR1502	MX240 Backplane
FPM Board	REV 01	710-017254	KD4017	Front Panel Display
PEM 0	Rev 02	740-017330	000332	PS 1.2-1.7kW; 100-240V
AC in				
PEM 1	Rev 02	740-017330	000226	PS 1.2-1.7kW; 100-240V
AC in				
Routing Engine 0	REV 06	740-013063	1000703522	RE-S-2000
Routing Engine 1	REV 06	740-015113	1000687625	RE-S-1300
CB 0	REV 02	710-031391	YE8494	Enhanced MX SCB
CB 1	REV 05	710-031391	YOP5764	Enhanced MX SCB
FPC 1	REV 01	750-021679	KC7340	DPCE 40x 1GE R
CPU	REV 06	710-013713	KD4078	DPC PMB
PIC 0		BUILTIN	BUILTIN	10x 1GE(LAN)
Xcvr 0	REV 01	740-011613	P9F18ME	SFP-SX
PIC 1		BUILTIN	BUILTIN	10x 1GE(LAN)
PIC 2		BUILTIN	BUILTIN	10x 1GE(LAN)
PIC 3		BUILTIN	BUILTIN	10x 1GE(LAN)
FPC 2	REV 04	710-016669	JS4529	DPCE 40x 1GE R EQ
CPU	REV 06	710-013713	KB3969	DPC PMB
PIC 0		BUILTIN	BUILTIN	10x 1GE(LAN) EQ
Xcvr 0	REV 01	740-011613	PBG3Y79	SFP-SX
Xcvr 1	REV 01	740-011613	PBG3XU8	SFP-SX
Xcvr 2	REV 01	740-011613	PBG3YG6	SFP-SX
Xcvr 3	REV 01	740-011613	PBG3XUG	SFP-SX
Xcvr 4	REV 01	740-011613	PBG3XTJ	SFP-SX
PIC 1		BUILTIN	BUILTIN	10x 1GE(LAN) EQ
Xcvr 0	REV 01	740-011613	PBG3ZUM	SFP-SX
Xcvr 1	REV 01	740-011613	PBG3Y5H	SFP-SX
Xcvr 2	REV 01	740-011613	PBG3UZT	SFP-SX
Xcvr 3	REV 01	740-011613	PBG3US1	SFP-SX
PIC 2		BUILTIN	BUILTIN	10x 1GE(LAN) EQ
Xcvr 0	REV 01	740-011613	PBG3YG7	SFP-SX
Xcvr 1	REV 01	740-011613	PBG3XZ9	SFP-SX
Xcvr 2	REV 01	740-011613	PBG3XTY	SFP-SX
Xcvr 3	REV 01	740-011613	PBG3UZG	SFP-SX
PIC 3		BUILTIN	BUILTIN	10x 1GE(LAN) EQ
Xcvr 0	REV 01	740-011613	PBG3Y8W	SFP-SX
Xcvr 1	REV 01	740-011613	PBG3YVX	SFP-SX
Xcvr 2	REV 01	740-011613	PBG3YB3	SFP-SX
Xcvr 3	REV 01	740-011613	PBG43VQ	SFP-SX
Fan Tray 0	REV 01	710-021113	JS4642	MX240 Fan Tray

show chassis hardware (MX480 Router)

```
user@host> show chassis hardware
```

```
Hardware inventory:
```

Item	Version	Part number	Serial number	Description
Chassis			JN10C7F7FAFB	MX480
Midplane	REV 04	710-017414	TR2071	MX480 Midplane
FPM Board	REV 02	710-017254	KB8459	Front Panel Display
PEM 0	Rev 02	740-017330	QCS07519029	PS 1.2-1.7kW; 100-240V
AC in				
PEM 1	Rev 02	740-017330	QCS07519041	PS 1.2-1.7kW; 100-240V
AC in				
PEM 2	Rev 02	740-017330	QCS07519097	PS 1.2-1.7kW; 100-240V
AC in				
Routing Engine 0	REV 07	740-013063	1000733381	RE-S-2000
Routing Engine 1	REV 07	740-013063	1000733540	RE-S-2000
CB 0	REV 07	710-013385	KA8022	MX SCB
CB 1	REV 07	710-013385	KA8303	MX SCB
FPC 0	REV 09	750-020452	KA8660	DPCE 40x 1GE X EQ
CPU	REV 06	710-013713	KA8185	DPC PMB
PIC 0		BUILTIN	BUILTIN	10x 1GE(LAN) EQ
PIC 1		BUILTIN	BUILTIN	10x 1GE(LAN) EQ
PIC 2		BUILTIN	BUILTIN	10x 1GE(LAN) EQ
PIC 3		BUILTIN	BUILTIN	10x 1GE(LAN) EQ
Fan Tray				Left Fan Tray

show chassis hardware (MX480 Router with Enhanced MX SCB)

```
user@host> show chassis hardware
```

```
Hardware inventory:
```

Item	Version	Part number	Serial number	Description
Chassis			JN10C7F7FAFB	MX480
Midplane	REV 04	710-017414	TR2071	MX480 Midplane
FPM Board	REV 02	710-017254	KB8459	Front Panel Display
PEM 0	Rev 02	740-017330	QCS07519029	PS 1.2-1.7kW; 100-240V
AC in				
PEM 1	Rev 02	740-017330	QCS07519041	PS 1.2-1.7kW; 100-240V
AC in				
PEM 2	Rev 02	740-017330	QCS07519097	PS 1.2-1.7kW; 100-240V
AC in				
Routing Engine 0	REV 07	740-013063	1000733381	RE-S-2000
Routing Engine 1	REV 07	740-013063	1000733540	RE-S-2000
CB 0	REV 07	710-013385	KA8022	Enhanced MX SCB
CB 1	REV 07	710-013385	KA8303	Enhanced MX SCB
FPC 0	REV 09	750-020452	KA8660	DPCE 40x 1GE X EQ
CPU	REV 06	710-013713	KA8185	DPC PMB
PIC 0		BUILTIN	BUILTIN	10x 1GE(LAN) EQ
PIC 1		BUILTIN	BUILTIN	10x 1GE(LAN) EQ
PIC 2		BUILTIN	BUILTIN	10x 1GE(LAN) EQ
PIC 3		BUILTIN	BUILTIN	10x 1GE(LAN) EQ
Fan Tray				Left Fan Tray

show chassis hardware (MX960 Router)

```
user@host> show chassis hardware
```

```
Hardware inventory:
```

Item	Version	Part number	Serial number	Description
Chassis				MX960
Midplane	REV 01	710-013698	AA6082	MX960 Midplane
PIM	Rev 01	740-013110	000008	Power Inlet Module
PEM 2				
PEM 3	Rev 01	740-013682	000038	PS 1.7kW; 200-240VAC in
Routing Engine 0	REV 00	740-015113	1000617944	RE-S-1300
CB 0	REV 05	710-013725	JK6947	MX960 Test SCB

FPC 4	REV 01	710-013305	JM7617	MX960 Test DPC
CPU				
PIC 0		BUILTIN	BUILTIN	1x 10GE(LAN/WAN)
PIC 1		BUILTIN	BUILTIN	10x 1GE
FPC 7	REV 01	710-013305	JL9634	MX960 Test DPC
CPU				
PIC 0		BUILTIN	BUILTIN	1x 10GE(LAN/WAN)
Xcvr 0		NON-JNPR	MYBG65I82C	XFP-10G-SR
PIC 1		BUILTIN	BUILTIN	10x 1GE
Xcvr 1	REV 01	740-011782	P7N0368	SFP-SX
Xcvr 4	REV 01	740-011782	P8J1W27	SFP-SX
Xcvr 6	REV 01	740-011782	P8J1VSD	SFP-SX
Xcvr 9	REV 01	740-011782	P8J1W25	SFP-SX
Fan Tray 0				
Fan Tray 1				

show chassis hardware (MX960 Router with Bidirectional Optics)

```
user@host> show chassis hardware
```

```
Hardware inventory:
```

Item	Version	Part number	Serial number	Description
Chassis			JN10BA5B9AFA	MX960
Midplane	REV 03	710-013698	TR0234	MX960 Backplane
FPM Board	REV 03	710-014974	JA0878	Front Panel Display
PDM	Rev 03	740-013110	QCS11135028	Power Distribution Module
PEM 0	Rev 03	740-013682	QCS11154036	PS 1.7kW; 200-240VAC in
PEM 1	Rev 03	740-013682	QCS11154010	PS 1.7kW; 200-240VAC in
PEM 2	Rev 03	740-013682	QCS11154022	PS 1.7kW; 200-240VAC in
Routing Engine 0	REV 06	740-013063	1000691458	RE-S-2000
CB 0	REV 07	710-013385	KA2190	MX SCB
CB 1	REV 07	710-013385	KA0837	MX SCB
FPC 3	REV 02	750-018122	KB3890	DPCE 40x 1GE R
CPU				
FPC 4	REV 01	750-018122	KB3889	DPCE 40x 1GE R
CPU	REV 06	710-013713	KB3976	DPC PMB
PIC 0		BUILTIN	BUILTIN	10x 1GE(LAN)
Xcvr 1	REV 01	740-020426	4910549	SFP-1000BASE-BX40-D
Xcvr 2	REV 01	740-020426	4910551	SFP-1000BASE-BX40-D
Xcvr 5	REV 01	740-021340	77E245N00006	SFP-1000BASE-BX10-U
Xcvr 6	REV 01	740-020425	4882821	SFP-1000BASE-BX40-U
Xcvr 8	REV 01	740-020425	4882820	SFP-1000BASE-BX40-U
PIC 1		BUILTIN	BUILTIN	10x 1GE(LAN)
Xcvr 0	REV 01	740-020465	77E555N00894	SFP-1000BASE-BX10-D
Xcvr 1	REV 01	740-020465	75E467X00818	SFP-1000BASE-BX10-D
Xcvr 2	REV 01	740-020465	75E467X00573	SFP-1000BASE-BX10-D
Xcvr 3	REV 01	740-020465	4888227	SFP-1000BASE-BX10-D
Xcvr 4	REV 01	740-020465	4888241	SFP-1000BASE-BX10-D
Xcvr 5	REV 01	740-021340	77E245N00005	SFP-1000BASE-BX10-U
Xcvr 6	REV 01	740-021340	76E245X00487	SFP-1000BASE-BX10-U
Xcvr 7	REV 01	740-021341	5255889	SFP-1000BASE-BX10-U
Xcvr 8	REV 01	740-021341	5255887	SFP-1000BASE-BX10-U
Xcvr 9	REV 01	740-021340	77E245N00004	SFP-1000BASE-BX10-U
PIC 2		BUILTIN	BUILTIN	10x 1GE(LAN)
Xcvr 0	REV 01	740-020424	5007582	SFP-1000BASE-BX10-D
Xcvr 1	REV 01	740-020424	4888187	SFP-1000BASE-BX10-D
Xcvr 2	REV 01	740-020424	4656500	SFP-1000BASE-BX10-D
Xcvr 5	REV 01	740-021341	5255886	SFP-1000BASE-BX10-U
Xcvr 7	REV 01	740-021340	77E245N00003	SFP-1000BASE-BX10-U
Xcvr 8	REV 01	740-021341	5255888	SFP-1000BASE-BX10-U
PIC 3		BUILTIN	BUILTIN	10x 1GE(LAN)
Xcvr 0	REV 01	740-017726	74S184H30341	SFP-EX
Xcvr 1	REV 01	740-017726	4814061	SFP-EX
Xcvr 5	REV 01	740-017726	6ZS184H31108	SFP-EX

Xcvr 9	REV 01	740-021340	76E245X00486	SFP-1000BASE-BX10-U
Fan Tray 0				
Fan Tray 1	REV 03	740-014971	TP0850	Fan Tray

show chassis hardware (MX960 Router with Enhanced MX SCB)

```
user@host> show chassis hardware
```

```
Hardware inventory:
```

Item	Version	Part number	Serial number	Description
Chassis			JN1096805AFA	MX960
Midplane	REV 03	710-013698	TR0183	MX960 Backplane
Fan Extender	REV 02	710-018051	JY5227	Extended Cable Manager
FPM Board	REV 03	710-014974	JZ6876	Front Panel Display
PDM	Rev 03	740-013110	QCS11035023	Power Distribution Module
PEM 1	Rev 03	740-013682	QCS1109400L	PS 1.7kW; 200-240VAC in
PEM 2	Rev 03	740-013682	QCS11094015	PS 1.7kW; 200-240VAC in
PEM 3	Rev 03	740-013682	QCS11094012	PS 1.7kW; 200-240VAC in
Routing Engine 0	REV 06	740-013063	1000687969	RE-S-2000
Routing Engine 1	REV 06	740-013063	1000687955	RE-S-2000
CB 0	REV 11	750-031391	YZ6072	Enhanced MX SCB
CB 1	REV 11	750-031391	YZ6068	Enhanced MX SCB
CB 2	REV 11	750-031391	YZ6081	Enhanced MX SCB
FPC 0	REV 01	750-018122	KA5576	DPCE 40x 1GE R
CPU	REV 06	710-013713	KB3961	DPC PMB
PIC 0		BUILTIN	BUILTIN	10x 1GE(LAN)
Xcvr 0	REV 01	740-011613	P9F18GF	SFP-SX
Xcvr 2	REV 01	740-011782	P9MOTL9	SFP-SX
Xcvr 7	REV 01	740-011782	P9POXXH	SFP-SX
Xcvr 9	REV 01	740-011782	P9MOTN1	SFP-SX
PIC 1		BUILTIN	BUILTIN	10x 1GE(LAN)
Xcvr 0	REV 01	740-011613	PAJ4UHC	SFP-SX
PIC 2		BUILTIN	BUILTIN	10x 1GE(LAN)
Xcvr 0	REV 01	740-011613	PFF2CD0	SFP-SX
Xcvr 1	REV 01	740-011613	PBG3ZUT	SFP-SX
Xcvr 2	REV 01	740-011613	PFF2DDV	SFP-SX
Xcvr 5	REV 01	740-011613	P8E2SST	SFP-SX
Xcvr 9	REV 01	740-011782	PB8329N	SFP-SX
PIC 3		BUILTIN	BUILTIN	10x 1GE(LAN)
Xcvr 0	REV 01	740-026192	1U0201084503342	SFP-100BASE-BX10-U
Xcvr 1	REV 01	740-026193	1U1201084503313	SFP-100BASE-BX10-U
Xcvr 2	REV 01	740-011613	PAJ4Y5B	SFP-SX
Xcvr 6	REV 01	740-011782	P9MOU3M	SFP-SX
Xcvr 7	REV 01	740-011782	P9MOTLA	SFP-SX
FPC 1	REV 16	750-031089	YL0719	MPC Type 2 3D
CPU	REV 06	711-030884	YL1463	MPC PMB 2G
MIC 0	REV 07	750-028387	JR6500	3D 4x 10GE XFP
PIC 0		BUILTIN	BUILTIN	2x 10GE XFP
Xcvr 0	REV 01	740-014279	733019A00154	XFP-10G-LR
Xcvr 1	REV 02	740-014289	T09F55034	XFP-10G-SR
PIC 1		BUILTIN	BUILTIN	2x 10GE XFP
Xcvr 0	REV 01	740-014279	913019B00791	XFP-10G-LR
Xcvr 1	REV 01	740-014289	98S803A90384	XFP-10G-SR
MIC 1	REV 24	750-028387	YJ3950	3D 4x 10GE XFP
PIC 2		BUILTIN	BUILTIN	2x 10GE XFP
Xcvr 0	REV 02	740-014279	T10B36134	XFP-10G-LR
Xcvr 1	REV 01	740-014289	T07M86354	XFP-10G-SR
PIC 3		BUILTIN	BUILTIN	2x 10GE XFP
FPC 2	REV 08	710-014219	JY9654	DPCE 4x 10GE R
CPU	REV 06	710-013713	JZ6549	DPC PMB
PIC 0		BUILTIN	BUILTIN	1x 10GE(LAN/WAN)
PIC 1		BUILTIN	BUILTIN	1x 10GE(LAN/WAN)
PIC 2		BUILTIN	BUILTIN	1x 10GE(LAN/WAN)
Xcvr 0	REV 03	740-011571	C931BK028	XFP-10G-SR

PIC 3		BUILTIN	BUILTIN	1x 10GE(LAN/WAN)
FPC 3	REV 10	750-024199	XJ6692	MX FPC Type 3
CPU	REV 03	710-022351	XF5182	DPC PMB
PIC 0	REV 17	750-009553	RJ2945	4x OC-48 SONET
Xcvr 1	REV 01	740-011785	PCP3YLL	SFP-SR
Xcvr 3	REV 01	740-011785	PDSOMRY	SFP-SR
PIC 1	REV 32	750-003700	DP2113	1x OC-192 12xMM VSR
FPC 5	REV 25	750-028467	YM8256	MPC 3D 16x 10GE
CPU	REV 10	711-029089	YL3029	AMPC PMB
PIC 0		BUILTIN	BUILTIN	4x 10GE(LAN) SFP+
Xcvr 1	REV 01	740-031980	AHNOX1Z	SFP+-10G-SR
PIC 1		BUILTIN	BUILTIN	4x 10GE(LAN) SFP+
PIC 2		BUILTIN	BUILTIN	4x 10GE(LAN) SFP+
PIC 3		BUILTIN	BUILTIN	4x 10GE(LAN) SFP+
FPC 7	REV 02	750-031092	JR6658	MPC Type 1 3D Q
CPU	REV 01	711-030884	JZ9038	MPC PMB 2G
MIC 0	REV 08	750-028392	JZ8737	3D 20x 1GE(LAN) SFP
PIC 0		BUILTIN	BUILTIN	10x 1GE(LAN) SFP
Xcvr 0	REV 01	740-011782	PBE2C6Y	SFP-SX
Xcvr 2		NON-JNPR	U8105N8	SFP-SX
Xcvr 4	REV 01	740-011613	PFM18EF	SFP-SX
Xcvr 7	REV 01	740-011613	PFF2AM8	SFP-SX
Xcvr 8	REV 01	740-011613	PFF2CT6	SFP-SX
PIC 1		BUILTIN	BUILTIN	10x 1GE(LAN) SFP
Xcvr 0	REV 01	740-011782	PB82VHH	SFP-SX
Xcvr 1	REV 01	740-011613	PFF2CSW	SFP-SX
Xcvr 9	REV 01	740-011613	PFF2BY0	SFP-SX
QXM 0	REV 04	711-028408	JR6372	MPC QXM
FPC 8	REV 05	750-024387	JW9754	MX FPC Type 2
CPU	REV 03	710-022351	KF1651	DPC PMB
PIC 0	REV 08	750-014730	DM3664	4x OC-3 1x OC-12 SFP
Xcvr 0	REV 01	740-016065	81S290N00077	SFP-SR
Xcvr 1		NON-JNPR	2191844	SFP-SR
Xcvr 2	REV 01	740-011618	PD81EE5	SFP-IR
PIC 1	REV 08	750-014637	DM3671	4x OC-12-3 SFP
Xcvr 0	REV 01	740-011785	PCK3UNK	SFP-SR
Xcvr 3	REV 01	740-011785	PDSOMPZ	SFP-SR
FPC 10	REV 04	710-013699	JY4654	DPCE 40x 1GE R
CPU	REV 05	710-013713	JS9717	DPC PMB
PIC 0		BUILTIN	BUILTIN	10x 1GE(LAN)
Xcvr 5	REV 01	740-011782	PAR1L72	SFP-SX
Xcvr 6	REV 01	740-011782	P8N1YQ4	SFP-SX
PIC 1		BUILTIN	BUILTIN	10x 1GE(LAN)
PIC 2		BUILTIN	BUILTIN	10x 1GE(LAN)
Xcvr 0	REV 01	740-011782	P8Q2AVL	SFP-SX
Xcvr 5	REV 01	740-011782	PAR1L7B	SFP-SX
Xcvr 6	REV 01	740-011782	PAR1L2J	SFP-SX
Xcvr 8	REV 01	740-011782	P8N1YMY	SFP-SX
PIC 3		BUILTIN	BUILTIN	10x 1GE(LAN)
Fan Tray 0	REV 03	740-014971	TP0567	Fan Tray
Fan Tray 1	REV 03	740-014971	TP0702	Fan Tray

show chassis hardware
models (MX960)

user@host> show chassis hardware models

Hardware inventory:

Item	Version	Part number	Serial number	FRU model number
------	---------	-------------	---------------	------------------

Router with Enhanced
MX SCB)

Midplane	REV 03	710-013698	TR0183	CHAS-BP-MX960-S
Fan Extender	REV 02	710-018051	JY5227	ECM-MX960
FPM Board	REV 03	710-014974	JZ6876	CRAFT-MX960-S
Routing Engine 0	REV 06	740-013063	1000687969	RE-S-2000-4096-S
Routing Engine 1	REV 06	740-013063	1000687955	RE-S-2000-4096-S
CB 0	REV 11	750-031391	YZ6072	SCBE-MX-S
CB 1	REV 11	750-031391	YZ6068	SCBE-MX-S
CB 2	REV 11	750-031391	YZ6081	SCBE-MX-S
FPC 0	REV 01	750-018122	KA5576	DPCE-R-40GE-SFP
FPC 1	REV 16	750-031089	YL0719	MX-MPC2-3D
MIC 0	REV 07	750-028387	JR6500	MIC-3D-4XGE-XFP
MIC 1	REV 24	750-028387	YJ3950	MIC-3D-4XGE-XFP
FPC 2	REV 08	710-014219	JY9654	DPC-R-4XGE-XFP
FPC 3	REV 10	750-024199	XJ6692	MX-FPC3
PIC 0	REV 17	750-009553	RJ2945	PC-40C48-SON-SFP
PIC 1	REV 32	750-003700	DP2113	PC-10C192-SON-VSR
FPC 5	REV 25	750-028467	YM8256	MPC-3D-16XGE-SFP
FPC 7	REV 02	750-031092	JR6658	MX-MPC1-3D-Q
MIC 0	REV 08	750-028392	JZ8737	MIC-3D-20GE-SFP
FPC 8	REV 05	750-024387	JW9754	MX-FPC2
PIC 0	REV 08	750-014730	DM3664	PB-40C3-10C12-SON2-SFP
PIC 1	REV 08	750-014637	DM3671	PB-40C3-40C12-SON-SFP
FPC 10	REV 04	710-013699	JY4654	DPC-R-40GE-SFP
Fan Tray 0	REV 03	740-014971	TP0567	FFANTRAY-MX960-S
Fan Tray 1	REV 03	740-014971	TP0702	FFANTRAY-MX960-S

show chassis hardware
detail (MX960 Router)

user@host> show chassis hardware detail					
Hardware inventory:					
Item	Version	Part number	Serial number	Description	
Chassis				MX960	
Midplane	REV 01	710-013698	AA6082	MX960 Midplane	
PIM	Rev 01	740-013110	000008	Power Inlet Module	
PEM 2					
PEM 3	Rev 01	740-013682	000038	PS 1.7kW; 200-240VAC in	
Routing Engine 0	REV 00	740-015113	1000617944	RE-S-1300	
ad0	245 MB	SanDisk	SDCFB-256	111419E1805T1141	Compact Flash
ad2	38154 MB	FUJITSU	MHT2040BH	NROWT5925N77	Hard Disk
CB 0	REV 05	710-013725	JK6947	MX960 Test SCB	
FPC 4	REV 01	710-013305	JM7617	MX960 Test DPC	
CPU					
PIC 0		BUILTIN	BUILTIN	1x 10GE(LAN/WAN)	
PIC 1		BUILTIN	BUILTIN	10x 1GE	
FPC 7	REV 01	710-013305	JL9634	MX960 Test DPC	
CPU					
PIC 0		BUILTIN	BUILTIN	1x 10GE(LAN/WAN)	
Xcvr 0		NON-JNPR	MYBG65I82C	XFP-10G-SR	
PIC 1		BUILTIN	BUILTIN	10x 1GE	
Xcvr 1	REV 01	740-011782	P7N0368	SFP-SX	
Xcvr 4	REV 01	740-011782	P8J1W27	SFP-SX	
Xcvr 6	REV 01	740-011782	P8J1VSD	SFP-SX	
Xcvr 9	REV 01	740-011782	P8J1W25	SFP-SX	
Fan Tray 0					
Fan Tray 1					

show chassis hardware
(MX2010 Router)

user@host > show chassis hardware					
Hardware inventory:					
Item	Version	Part number	Serial number	Description	
Chassis			JN11E3217AFK	MX2010	
Midplane	REV 01	750-044636	ABAB8506	Lower Backplane	
Midplane 1	REV 01	711-044557	ZY8296	Upper Backplane	

PMP	REV 03	711-032426	ACA11388	Power Midplane
FPM Board	REV 06	711-032349	ZX8744	Front Panel Display
PSM 4 Module	REV 0C	740-033727	VK00254	DC 52V Power Supply
PSM 5 Module	REV 0B	740-033727	VG00015	DC 52V Power Supply
PSM 6 Module	REV 0B	740-033727	VH00097	DC 52V Power Supply
PSM 7 Module	REV 0C	740-033727	VJ00151	DC 52V Power Supply
PSM 8 Module	REV 0C	740-033727	VJ00149	DC 52V Power Supply
PDM 0	REV 0B	740-038109	WA00008	DC Power Dist Module
PDM 1	REV 0B	740-038109	WA00014	DC Power Dist Module
Routing Engine 0	REV 02	740-041821	9009094134	RE-S-1800x4
Routing Engine 1	REV 02	740-041821	9009094141	RE-S-1800x4
CB 0	REV 08	750-040257	CAAB3491	Control Board
CB 1	REV 08	750-040257	CAAB3489	Control Board
SPMB 0	REV 02	711-041855	CAA6135	PMB Board
SPMB 1	REV 02	711-041855	CAA6137	PMB Board
SFB 0	REV 06	711-032385	ZV1828	Switch Fabric Board
SFB 1	REV 07	711-032385	ZZ2568	Switch Fabric Board
SFB 2	REV 07	711-032385	ZZ2563	Switch Fabric Board
SFB 3	REV 07	711-032385	ZZ2564	Switch Fabric Board
SFB 4	REV 07	711-032385	ZZ2580	Switch Fabric Board
SFB 5	REV 07	711-032385	ZZ2579	Switch Fabric Board
SFB 6	REV 07	711-032385	CAAB4882	Switch Fabric Board
SFB 7	REV 07	711-032385	CAAB4898	Switch Fabric Board
FPC 0	REV 33	750-028467	CAAB1919	MPC 3D 16x 10GE
CPU	REV 11	711-029089	CAAB7174	AMPC PMB
PIC 0		BUILTIN	BUILTIN	4x 10GE(LAN) SFP+
Xcvr 0	REV 01	740-021308	AMH02RE	SFP+-10G-SR
Xcvr 1	REV 01	740-021308	AMH038C	SFP+-10G-SR
Xcvr 2	REV 01	740-021308	AMH0390	SFP+-10G-SR
Xcvr 3	REV 01	740-021308	AMG0SUA	SFP+-10G-SR
PIC 1		BUILTIN	BUILTIN	4x 10GE(LAN) SFP+
Xcvr 0	REV 01	740-021308	AMH0579	SFP+-10G-SR
Xcvr 1	REV 01	740-021308	AMG0SGP	SFP+-10G-SR
Xcvr 2	REV 01	740-021308	AMH04SV	SFP+-10G-SR
Xcvr 3	REV 01	740-021308	AMH04X3	SFP+-10G-SR
PIC 2		BUILTIN	BUILTIN	4x 10GE(LAN) SFP+
Xcvr 0	REV 01	740-021308	AMH0135	SFP+-10G-SR
Xcvr 1	REV 01	740-021308	AMH02NC	SFP+-10G-SR
Xcvr 2	REV 01	740-021308	AMH02XB	SFP+-10G-SR
Xcvr 3	REV 01	740-021308	AMH02PN	SFP+-10G-SR
PIC 3		BUILTIN	BUILTIN	4x 10GE(LAN) SFP+
Xcvr 0	REV 01	740-021308	AMH057Y	SFP+-10G-SR
Xcvr 1	REV 01	740-021308	AMG0JHE	SFP+-10G-SR
Xcvr 2	REV 01	740-021308	AMH02HT	SFP+-10G-SR
Xcvr 3	REV 01	740-021308	AMH04V4	SFP+-10G-SR
FPC 1	REV 21	750-033205	ZG5027	MPC Type 3
CPU	REV 04	711-035209	YT4780	HMPC PMB 2G
MIC 0	REV 03	750-033307	ZV6299	10X10GE SFPP
PIC 0		BUILTIN	BUILTIN	10X10GE SFPP
Xcvr 0	REV 01	740-031980	083363A00410	SFP+-10G-SR
Xcvr 1	REV 01	740-031980	083363A00334	SFP+-10G-SR
Xcvr 2	REV 01	740-031980	113363A00125	SFP+-10G-SR
Xcvr 3	REV 01	740-031980	083363A00953	SFP+-10G-SR
Xcvr 4	REV 01	740-031980	AHR013D	SFP+-10G-SR
Xcvr 5	REV 01	740-031980	AJ40JUR	SFP+-10G-SR
Xcvr 6	REV 01	740-031980	AJ40JKL	SFP+-10G-SR

Xcvr 7	REV 01	740-031980	AJ30ECK	SFP+-10G-SR
Xcvr 8	REV 01	740-021308	19T511100864	SFP+-10G-SR
Xcvr 9	REV 01	740-021308	19T511100868	SFP+-10G-SR
MIC 1	REV 03	750-033307	ZV6268	10X10GE SFPP
PIC 2		BUILTIN	BUILTIN	10X10GE SFPP
Xcvr 0	REV 01	740-031980	AJCOJML	SFP+-10G-SR
Xcvr 1	REV 01	740-031980	AJ403PC	SFP+-10G-SR
Xcvr 2	REV 01	740-031980	AJ10N25	SFP+-10G-SR
Xcvr 3	REV 01	740-031980	AJ40JF4	SFP+-10G-SR
Xcvr 4	REV 01	740-031980	AJ40JSJ	SFP+-10G-SR
Xcvr 5	REV 01	740-031980	AJ403V7	SFP+-10G-SR
Xcvr 6	REV 01	740-031980	AJ40JN3	SFP+-10G-SR
Xcvr 7	REV 01	740-031980	AJ40JSU	SFP+-10G-SR
Xcvr 8	REV 01	740-021308	19T511100468	SFP+-10G-SR
Xcvr 9	REV 01	740-021308	19T511101363	SFP+-10G-SR
FPC 8	REV 22	750-031089	ZT9746	MPC Type 2 3D
CPU	REV 06	711-030884	ZS1271	MPC PMB 2G
MIC 0	REV 26	750-028392	ABBS1150	3D 20x 1GE(LAN) SFP
PIC 0		BUILTIN	BUILTIN	10x 1GE(LAN) SFP
Xcvr 0	REV 01	740-031851	PLG023C	SFP-SX
Xcvr 1	REV 01	740-031851	PLG09C6	SFP-SX
Xcvr 2	REV 02	740-011613	AM0950SF9L7	SFP-SX
Xcvr 3	REV 02	740-011613	AM1001SFN1H	SFP-SX
Xcvr 4	REV 02	740-011613	AM1001SFM9D	SFP-SX
Xcvr 5	REV 02	740-011613	AM1001SFLTJ	SFP-SX
Xcvr 6	REV 01	740-031851	AC1108S03L9	SFP-SX
Xcvr 7	REV 01	740-031851	AC1102S00NC	SFP-SX
Xcvr 8	REV 01	740-031851	AC1102S00MX	SFP-SX
Xcvr 9	REV 01	740-031851	AC1102S0085	SFP-SX
PIC 1		BUILTIN	BUILTIN	10x 1GE(LAN) SFP
Xcvr 0	REV 01	740-031851	AC1102S00KU	SFP-SX
Xcvr 1	REV 01	740-031851	AC1102S00NG	SFP-SX
Xcvr 2	REV 01	740-031851	AC1102S00K3	SFP-SX
Xcvr 3	REV 01	740-031851	AC1102S008R	SFP-SX
Xcvr 4	REV 01	740-031851	AM1107SUFVJ	SFP-SX
Xcvr 5	REV 01	740-031851	AC1108S03LG	SFP-SX
MIC 1	REV 26	750-028387	ABBR9582	3D 4x 10GE XFP
PIC 2		BUILTIN	BUILTIN	2x 10GE XFP
Xcvr 0		NON-JNPR	T10A91703	XFP-10G-SR
Xcvr 1		NON-JNPR	T09L42604	XFP-10G-SR
PIC 3		BUILTIN	BUILTIN	2x 10GE XFP
FPC 9	REV 11	750-036284	ZL3591	MPC 3D 16x 10GE EM
CPU	REV 10	711-029089	ZL0513	AMPC PMB
PIC 0		BUILTIN	BUILTIN	4x 10GE(LAN) SFP+
Xcvr 0	REV 01	740-031980	1YT517101825	SFP+-10G-SR
Xcvr 1	REV 01	740-031980	1YT517101821	SFP+-10G-SR
Xcvr 2	REV 01	740-031980	1YT517101682	SFP+-10G-SR
Xcvr 3	REV 01	740-031980	ALQ13R6	SFP+-10G-SR
PIC 1		BUILTIN	BUILTIN	4x 10GE(LAN) SFP+
Xcvr 0	REV 01	740-031980	1YT517101828	SFP+-10G-SR
Xcvr 1	REV 01	740-031980	1YT517101716	SFP+-10G-SR
Xcvr 2	REV 01	740-031980	1YT517101732	SFP+-10G-SR
Xcvr 3	REV 01	740-031980	ALPOTR1	SFP+-10G-SR
PIC 2		BUILTIN	BUILTIN	4x 10GE(LAN) SFP+
Xcvr 0	REV 01	740-031980	1YT517101741	SFP+-10G-SR
Xcvr 1	REV 01	740-031980	1YT517101829	SFP+-10G-SR
Xcvr 2	REV 01	740-031980	1YT517101669	SFP+-10G-SR
Xcvr 3	REV 01	740-031980	ALQ14E3	SFP+-10G-SR
PIC 3		BUILTIN	BUILTIN	4x 10GE(LAN) SFP+
Xcvr 0	REV 01	740-031980	1YT517101826	SFP+-10G-SR
Xcvr 1	REV 01	740-031980	1YT517101817	SFP+-10G-SR

Xcvr 2	REV 01	740-031980	1YT517101735	SFP+-10G-SR
Xcvr 3	REV 01	740-031980	ALQ159A	SFP+-10G-SR
ADC 0	REV 05	750-043596	CAAC2073	Adapter Card
ADC 1	REV 01	750-043596	ZV4117	Adapter Card
ADC 8	REV 01	750-043596	ZV4107	Adapter Card
ADC 9	REV 02	750-043596	ZW1555	Adapter Card
Fan Tray 0	REV 2A	760-046960	ACAY0015	172mm FanTray - 6 Fans
Fan Tray 1	REV 2A	760-046960	ACAY0019	172mm FanTray - 6 Fans
Fan Tray 2	REV 2A	760-046960	ACAY0020	172mm FanTray - 6 Fans
Fan Tray 3	REV 2A	760-046960	ACAY0021	172mm FanTray - 6 Fans

show chassis hardware detail (MX2010 Router)

user@host > show chassis hardware detail

Hardware inventory:

Item	Version	Part number	Serial number	Description
Chassis			JN11E233DAFK	MX2010
Midplane	REV 26	750-044636	ABAB9357	Lower Backplane
Midplane 1	REV 01	711-044557	ABAB8643	Upper Backplane
PMP	REV 04	711-032426	ACAJ1677	Power Midplane
FPM Board	REV 08	760-044634	ABBV9726	Front Panel Display
PSM 0	REV 01	740-045050	1E02224000P	DC 52V Power Supply
Module				
PSM 1	REV 01	740-045050	1E02224000M	DC 52V Power Supply
Module				
PSM 2	REV 01	740-045050	1E022240010	DC 52V Power Supply
Module				
PSM 3	REV 01	740-045050	1E02224000G	DC 52V Power Supply
Module				
PSM 4	REV 01	740-045050	1E022240013	DC 52V Power Supply
Module				
PSM 5	REV 01	740-045050	1E022240007	DC 52V Power Supply
Module				
PSM 6	REV 01	740-045050	1E02224001C	DC 52V Power Supply
Module				
PSM 7	REV 01	740-045050	1E02224001D	DC 52V Power Supply
Module				
PSM 8	REV 01	740-045050	1E02224001B	DC 52V Power Supply
Module				
PDM 0	REV 01	740-045234	1E262250067	DC Power Dist Module
Routing Engine 0	REV 02	740-041821	9009099704	RE-S-1800x4
ad0 3831 MB	UGB30SFA4000T1		SFA4000T1 00000651	Compact Flash
ad1 30533 MB	UGB94BPH32H0S1-KCI		11000019592	Disk 1
usb0 (addr 1)	EHCI root hub 0		Intel	uhub0
usb0 (addr 2)	product 0x0020 32		vendor 0x8087	uhub1
DIMM 0	SGU04G72H1BD2SA-BB DIE	REV-52 PCB REV-54	MFR ID-ce80	
DIMM 1	SGU04G72H1BD2SA-BB DIE	REV-52 PCB REV-54	MFR ID-ce80	
DIMM 2	SGU04G72H1BD2SA-BB DIE	REV-52 PCB REV-54	MFR ID-ce80	
DIMM 3	SGU04G72H1BD2SA-BB DIE	REV-52 PCB REV-54	MFR ID-ce80	
Routing Engine 1	REV 02	740-041821	9009099706	RE-S-1800x4
ad0 3998 MB	Virtium - TuffDrive	VCF P1T0200262860208	114	Compact Flash
ad1 30533 MB	UGB94ARF32H0S3-KC		UNIGEN-499551-000404	Disk 1
CB 0	REV 13	750-040257	CAAF8436	Control Board
CB 1	REV 13	750-040257	CAAF8434	Control Board
SPMB 0	REV 02	711-041855	ABBV3825	PMB Board
SPMB 1	REV 02	711-041855	ABBV3833	PMB Board
SFB 0	REV 05	711-044466	ABBX5682	Switch Fabric Board
SFB 1	REV 05	711-044466	ABBX5676	Switch Fabric Board
SFB 2	REV 05	711-044466	ABBX5665	Switch Fabric Board
SFB 3	REV 05	711-044466	ABBX5699	Switch Fabric Board
SFB 4	REV 05	711-044466	ABBX5603	Switch Fabric Board
SFB 5	REV 05	711-044466	ABBX5587	Switch Fabric Board
SFB 6	REV 05	711-044466	ABBX5607	Switch Fabric Board

SFB 7	REV 05	711-044466	ABBX5669	Switch Fabric Board
FPC 0	REV 09	750-037355	CAAF0924	MPC Type 4-2
CPU	REV 08	711-035209	CAAB9842	HMPC PMB 2G
PIC 0		BUILTIN	BUILTIN	4x10GE SFPP
Xcvr 0	REV 01	740-021308	19T511101656	SFP+-10G-SR
Xcvr 1	REV 01	740-031980	AMA04RU	SFP+-10G-SR
Xcvr 2	REV 01	740-031980	193363A00558	SFP+-10G-SR
Xcvr 3	REV 01	740-031980	B10M00202	SFP+-10G-SR
PIC 1		BUILTIN	BUILTIN	1X100GE CFP
Xcvr 0		NON-JNPR	X12J00328	CFP-100G-SR10
PIC 2		BUILTIN	BUILTIN	4x10GE SFPP
Xcvr 0	REV 01	740-031980	AMA088W	SFP+-10G-SR
Xcvr 1	REV 01	740-031980	B10L04211	SFP+-10G-SR
Xcvr 2	REV 01	740-021308	19T511101602	SFP+-10G-SR
Xcvr 3	REV 01	740-031980	B10L04151	SFP+-10G-SR
PIC 3		BUILTIN	BUILTIN	1X100GE CFP
Xcvr 0		NON-JNPR	X12J00332	CFP-100G-SR10
FPC 1	REV 18	750-033205	ZE0128	MPC Type 3
CPU	REV 06	711-035209	ZG5431	HMPC PMB 2G
MIC 0	REV 15	750-033199	ZP6435	1X100GE CFP
PIC 0		BUILTIN	BUILTIN	1X100GE CFP
Xcvr 0	REV 01	740-032210	J11E46118	CFP-100G-LR4
MIC 1	REV 15	750-033199	ZP6442	1X100GE CFP
PIC 2		BUILTIN	BUILTIN	1X100GE CFP
Xcvr 0	REV 01	740-032210	UMN03T4	CFP-100G-LR4
FPC 2	REV 16	750-037358	CAAL1001	MPC Type 4-1
CPU	REV 08	711-035209	CAAK7927	HMPC PMB 2G
PIC 0		BUILTIN	BUILTIN	8X10GE SFPP
Xcvr 0	REV 01	740-031980	193363A00589	SFP+-10G-SR
Xcvr 1	REV 01	740-021308	973152A00028	SFP+-10G-SR
Xcvr 2	REV 01	740-031980	193363A00376	SFP+-10G-SR
Xcvr 3	REV 01	740-021308	973152A00016	SFP+-10G-SR
Xcvr 4	REV 01	740-031980	193363A00499	SFP+-10G-SR
Xcvr 5	REV 01	740-021308	973152A00039	SFP+-10G-SR
Xcvr 6	REV 01	740-031980	B11E01239	SFP+-10G-SR
Xcvr 7	REV 01	740-021308	973152A00058	SFP+-10G-SR
PIC 1		BUILTIN	BUILTIN	8X10GE SFPP
Xcvr 0	REV 01	740-031980	B10M00075	SFP+-10G-SR
Xcvr 1	REV 01	740-021308	973152A00014	SFP+-10G-SR
Xcvr 2	REV 01	740-031980	AMA0638	SFP+-10G-SR
Xcvr 3	REV 01	740-021308	973152A00063	SFP+-10G-SR
Xcvr 4	REV 01	740-031980	AMA0629	SFP+-10G-SR
Xcvr 5	REV 01	740-021308	973152A00053	SFP+-10G-SR
Xcvr 6	REV 01	740-031980	193363A00344	SFP+-10G-SR
Xcvr 7	REV 01	740-021308	973152A00046	SFP+-10G-SR
PIC 2		BUILTIN	BUILTIN	8X10GE SFPP
Xcvr 0	REV 01	740-031980	AMA062M	SFP+-10G-SR
Xcvr 1	REV 01	740-021308	973152A00080	SFP+-10G-SR
Xcvr 2	REV 01	740-031980	193363A00580	SFP+-10G-SR
Xcvr 3	REV 01	740-021308	973152A00064	SFP+-10G-SR
Xcvr 4	REV 01	740-031980	093363A01494	SFP+-10G-SR
Xcvr 5	REV 01	740-021308	973152A00020	SFP+-10G-SR
Xcvr 6	REV 01	740-031980	123363A00047	SFP+-10G-SR
Xcvr 7	REV 01	740-021308	973152A00072	SFP+-10G-SR
PIC 3		BUILTIN	BUILTIN	8X10GE SFPP
Xcvr 0	REV 01	740-021308	03DZ06A01033	SFP+-10G-SR
Xcvr 1	REV 01	740-021308	973152A00022	SFP+-10G-SR
Xcvr 2	REV 01	740-021308	03DZ06A01026	SFP+-10G-SR
Xcvr 3	REV 01	740-021308	973152A00013	SFP+-10G-SR
Xcvr 4	REV 01	740-021308	03DZ06A01028	SFP+-10G-SR
Xcvr 5	REV 01	740-021308	973152A00079	SFP+-10G-SR

Xcvr 6	REV 01	740-021308	03D206A01018	SFP+-10G-SR
Xcvr 7	REV 01	740-021308	973152A00025	SFP+-10G-SR
FPC 3	REV 33	750-028467	CAAF5400	MPC 3D 16x 10GE
CPU	REV 11	711-029089	CAAH7626	AMPC PMB
PIC 0		BUILTIN	BUILTIN	4x 10GE(LAN) SFP+
Xcvr 0	REV 01	740-021308	973152A00066	SFP+-10G-SR
Xcvr 1	REV 01	740-021308	973152A00021	SFP+-10G-SR
Xcvr 2	REV 01	740-021308	973152A00062	SFP+-10G-SR
Xcvr 3	REV 01	740-021308	973152A00027	SFP+-10G-SR
PIC 1		BUILTIN	BUILTIN	4x 10GE(LAN) SFP+
Xcvr 0	REV 01	740-021308	973152A00065	SFP+-10G-SR
Xcvr 1	REV 01	740-021308	973152A00069	SFP+-10G-SR
Xcvr 2	REV 01	740-021308	973152A00026	SFP+-10G-SR
Xcvr 3	REV 01	740-021308	973152A00003	SFP+-10G-SR
PIC 2		BUILTIN	BUILTIN	4x 10GE(LAN) SFP+
Xcvr 0	REV 01	740-021308	973152A00035	SFP+-10G-SR
Xcvr 1	REV 01	740-021308	973152A00004	SFP+-10G-SR
Xcvr 2	REV 01	740-021308	973152A00049	SFP+-10G-SR
Xcvr 3	REV 01	740-021308	973152A00055	SFP+-10G-SR
PIC 3		BUILTIN	BUILTIN	4x 10GE(LAN) SFP+
Xcvr 0	REV 01	740-021308	973152A00010	SFP+-10G-SR
Xcvr 1	REV 01	740-021308	973152A00001	SFP+-10G-SR
Xcvr 2	REV 01	740-021308	973152A00073	SFP+-10G-SR
Xcvr 3	REV 01	740-021308	973152A00012	SFP+-10G-SR
FPC 4	REV 21	750-033205	ZG5028	MPC Type 3
CPU	REV 05	711-035209	YX3911	HMPC PMB 2G
MIC 0	REV 03	750-036233	ZL2036	2X40GE QSFP
PIC 0		BUILTIN	BUILTIN	2X40GE QSFP
Xcvr 0	REV 01	740-032986	QB220708	QSFP+-40G-SR4
Xcvr 1	REV 01	740-032986	QB220735	QSFP+-40G-SR4
MIC 1	REV 03	750-036233	ZL2028	2X40GE QSFP
PIC 2		BUILTIN	BUILTIN	2X40GE QSFP
Xcvr 0	REV 01	740-032986	QB220727	QSFP+-40G-SR4
Xcvr 1	REV 01	740-032986	QB220715	QSFP+-40G-SR4
FPC 5	REV 11	750-037358	CAAE2196	MPC Type 4-1
CPU	REV 08	711-035209	CAAD9074	HMPC PMB 2G
PIC 0		BUILTIN	BUILTIN	8X10GE SFPP
Xcvr 0	REV 01	740-031980	AMA062S	SFP+-10G-SR
Xcvr 1	REV 01	740-031980	AMA062P	SFP+-10G-SR
Xcvr 2	REV 01	740-031980	AMA052R	SFP+-10G-SR
Xcvr 3	REV 01	740-031980	AMA0632	SFP+-10G-SR
Xcvr 4	REV 01	740-031980	193363A00564	SFP+-10G-SR
Xcvr 5	REV 01	740-031980	193363A00229	SFP+-10G-SR
Xcvr 6	REV 01	740-031980	193363A00363	SFP+-10G-SR
Xcvr 7	REV 01	740-031980	193363A00278	SFP+-10G-SR
PIC 1		BUILTIN	BUILTIN	8X10GE SFPP
Xcvr 0	REV 01	740-031980	AMA04CC	SFP+-10G-SR
Xcvr 1	REV 01	740-021308	AD0927A001W	SFP+-10G-SR
Xcvr 2	REV 01	740-031980	AMA04N2	SFP+-10G-SR
Xcvr 3	REV 01	740-031980	AMA062U	SFP+-10G-SR
Xcvr 4	REV 01	740-031980	193363A00491	SFP+-10G-SR
Xcvr 5	REV 01	740-031980	183363A01511	SFP+-10G-SR
Xcvr 6	REV 01	740-031980	193363A00565	SFP+-10G-SR
Xcvr 7	REV 01	740-031980	193363A00405	SFP+-10G-SR
PIC 2		BUILTIN	BUILTIN	8X10GE SFPP
Xcvr 0	REV 01	740-031980	AMA07QX	SFP+-10G-SR
Xcvr 1	REV 01	740-031980	AMA06MS	SFP+-10G-SR
Xcvr 2	REV 01	740-031980	193363A00318	SFP+-10G-SR
Xcvr 3	REV 01	740-031980	193363A00402	SFP+-10G-SR
Xcvr 4	REV 01	740-031980	193363A00174	SFP+-10G-SR
Xcvr 5	REV 01	740-031980	193363A00388	SFP+-10G-SR

Xcvr 6	REV 01	740-031980	193363A00377	SFP+-10G-SR
Xcvr 7	REV 01	740-031980	193363A00234	SFP+-10G-SR
PIC 3		BUILTIN	BUILTIN	8X10GE SFPP
Xcvr 0	REV 01	740-031980	AMA062T	SFP+-10G-SR
Xcvr 1	REV 01	740-031980	193363A00550	SFP+-10G-SR
Xcvr 2	REV 01	740-031980	193363A00364	SFP+-10G-SR
Xcvr 3	REV 01	740-031980	AMA0630	SFP+-10G-SR
Xcvr 4	REV 01	740-031980	193363A00509	SFP+-10G-SR
Xcvr 5	REV 01	740-031980	193363A00459	SFP+-10G-SR
Xcvr 6	REV 01	740-031980	113363A00191	SFP+-10G-SR
Xcvr 7	REV 01	740-031980	193363A00352	SFP+-10G-SR
FPC 6	REV 33	750-028467	CAAF5552	MPC 3D 16x 10GE
CPU	REV 11	711-029089	CAAH7601	AMPC PMB
PIC 0		BUILTIN	BUILTIN	4x 10GE(LAN) SFP+
Xcvr 0	REV 01	740-021308	AD0927A0036	SFP+-10G-SR
Xcvr 1	REV 01	740-021308	AD0927A003M	SFP+-10G-SR
Xcvr 2	REV 01	740-021308	AD0927A003G	SFP+-10G-SR
Xcvr 3	REV 01	740-021308	AD0927A0031	SFP+-10G-SR
PIC 1		BUILTIN	BUILTIN	4x 10GE(LAN) SFP+
Xcvr 0	REV 01	740-031980	193363A00331	SFP+-10G-SR
Xcvr 1	REV 01	740-031980	193363A00325	SFP+-10G-SR
Xcvr 2	REV 01	740-031980	193363A00417	SFP+-10G-SR
Xcvr 3	REV 01	740-031980	183363A02509	SFP+-10G-SR
PIC 2		BUILTIN	BUILTIN	4x 10GE(LAN) SFP+
Xcvr 0	REV 01	740-021308	T09K75140	SFP+-10G-SR
Xcvr 1	REV 01	740-031980	B11A04356	SFP+-10G-SR
Xcvr 2	REV 01	740-031980	B11K01952	SFP+-10G-SR
Xcvr 3	REV 01	740-031980	B11K01914	SFP+-10G-SR
PIC 3		BUILTIN	BUILTIN	4x 10GE(LAN) SFP+
Xcvr 0	REV 01	740-021308	T09K75157	SFP+-10G-SR
Xcvr 1	REV 01	740-021308	T09K75194	SFP+-10G-SR
Xcvr 2	REV 01	740-031980	B11K01926	SFP+-10G-SR
Xcvr 3	REV 01	740-031980	B11K01936	SFP+-10G-SR
FPC 7	REV 16	750-037358	CAAL1012	MPC Type 4-1
CPU	REV 08	711-035209	CAAJ3851	HMPC PMB 2G
PIC 0		BUILTIN	BUILTIN	8X10GE SFPP
Xcvr 0	REV 01	740-031980	AMA04NK	SFP+-10G-SR
Xcvr 1	REV 01	740-031980	B11F00260	SFP+-10G-SR
Xcvr 2	REV 01	740-031980	B11E02192	SFP+-10G-SR
Xcvr 3	REV 01	740-031980	AMA04CP	SFP+-10G-SR
Xcvr 4	REV 01	740-031980	AJ40JJK	SFP+-10G-SR
Xcvr 5	REV 01	740-031980	B11F00238	SFP+-10G-SR
Xcvr 6	REV 01	740-031980	B10M00275	SFP+-10G-SR
Xcvr 7	REV 01	740-031980	193363A00211	SFP+-10G-SR
PIC 1		BUILTIN	BUILTIN	8X10GE SFPP
Xcvr 0	REV 01	740-031980	B11D05577	SFP+-10G-SR
Xcvr 1	REV 01	740-031980	B11G00586	SFP+-10G-SR
Xcvr 2	REV 01	740-031980	AMA08B7	SFP+-10G-SR
Xcvr 3	REV 01	740-031980	AMA04Q0	SFP+-10G-SR
Xcvr 4	REV 01	740-031980	B11D05840	SFP+-10G-SR
Xcvr 5	REV 01	740-031980	B11E00467	SFP+-10G-SR
Xcvr 6	REV 01	740-031980	B11E00029	SFP+-10G-SR
Xcvr 7	REV 01	740-021308	19T511101712	SFP+-10G-SR
PIC 2		BUILTIN	BUILTIN	8X10GE SFPP
Xcvr 0	REV 01	740-031980	193363A00568	SFP+-10G-SR
Xcvr 1	REV 01	740-031980	B10M00166	SFP+-10G-SR
Xcvr 2	REV 01	740-031980	B10M00212	SFP+-10G-SR
Xcvr 3	REV 01	740-031980	B11D05823	SFP+-10G-SR
Xcvr 4	REV 01	740-021308	03DZ06A01005	SFP+-10G-SR
Xcvr 5	REV 01	740-021308	03DZ06A01003	SFP+-10G-SR
Xcvr 6	REV 01	740-021308	03DZ06A01009	SFP+-10G-SR

Xcvr 7	REV 01	740-021308	03DZ06A01004	SFP+-10G-SR
PIC 3		BUILTIN	BUILTIN	8X10GE SFPP
Xcvr 0	REV 01	740-021308	03DZ06A01017	SFP+-10G-SR
Xcvr 1	REV 01	740-021308	03DZ06A01016	SFP+-10G-SR
Xcvr 2	REV 01	740-021308	03DZ06A01024	SFP+-10G-SR
Xcvr 3	REV 01	740-021308	03DZ06A01008	SFP+-10G-SR
Xcvr 4	REV 01	740-030658	AD0946A02UH	SFP+-10G-USR
Xcvr 5	REV 01	740-021308	T09J67913	SFP+-10G-SR
Xcvr 6	REV 01	740-021308	AD0837ES09G	SFP+-10G-SR
Xcvr 7	REV 01	740-021308	03DZ06A01015	SFP+-10G-SR
FPC 8	REV 03	750-045372	CAAD3111	MPC Type 3
CPU	REV 08	711-035209	CAAD8033	HMPC PMB 2G
MIC 0	REV 03	750-036233	ZL2032	2X40GE QSFP
PIC 0		BUILTIN	BUILTIN	2X40GE QSFP
Xcvr 0	REV 01	740-032986	QB230273	QSFP+-40G-SR4
Xcvr 1	REV 01	740-032986	QB230254	QSFP+-40G-SR4
MIC 1	REV 03	750-036233	ZL2021	2X40GE QSFP
PIC 2		BUILTIN	BUILTIN	2X40GE QSFP
Xcvr 0	REV 01	740-032986	QB390962	QSFP+-40G-SR4
Xcvr 1	REV 01	740-032986	QB390960	QSFP+-40G-SR4
FPC 9	REV 09	750-037355	CAAF1531	MPC Type 4-2
CPU	REV 08	711-035209	CAAB9927	HMPC PMB 2G
PIC 0		BUILTIN	BUILTIN	4x10GE SFPP
Xcvr 0	REV 01	740-031980	193363A00525	SFP+-10G-SR
Xcvr 1	REV 01	740-031980	193363A00504	SFP+-10G-SR
Xcvr 2	REV 01	740-031980	193363A00368	SFP+-10G-SR
Xcvr 3	REV 01	740-031980	AJ40JSS	SFP+-10G-SR
PIC 1		BUILTIN	BUILTIN	1X100GE CFP
PIC 2		BUILTIN	BUILTIN	4x10GE SFPP
Xcvr 0	REV 01	740-031980	123363A00042	SFP+-10G-SR
Xcvr 1	REV 01	740-031980	B10M00023	SFP+-10G-SR
Xcvr 2	REV 01	740-031980	AJ802EM	SFP+-10G-SR
Xcvr 3	REV 01	740-031980	B11E02348	SFP+-10G-SR
PIC 3		BUILTIN	BUILTIN	1X100GE CFP
ADC 0	REV 13	750-043596	ABBX5532	Adapter Card
ADC 1	REV 13	750-043596	ABBX5550	Adapter Card
ADC 2	REV 13	750-043596	ABBX5571	Adapter Card
ADC 3	REV 13	750-043596	ABBX5568	Adapter Card
ADC 4	REV 13	750-043596	ABBX5556	Adapter Card
ADC 5	REV 13	750-043596	ABBX5553	Adapter Card
ADC 6	REV 13	750-043596	ABBX5541	Adapter Card
ADC 7	REV 13	750-043596	ABBX5578	Adapter Card
ADC 8	REV 13	750-043596	ABBX5560	Adapter Card
ADC 9	REV 07	750-043596	ABBV7188	Adapter Card
Fan Tray 0	REV 03	760-046960	ACAY0127	172mm FanTray - 6 Fans
Fan Tray 1	REV 2A	760-046960	ACAY0068	172mm FanTray - 6 Fans
Fan Tray 2	REV 2A	760-046960	ACAY0072	172mm FanTray - 6 Fans
Fan Tray 3	REV 2A	760-046960	ACAY0070	172mm FanTray - 6 Fans

show chassis hardware extensive (MX2010 Router)

user@host > show chassis hardware extensive

Hardware inventory:

Item	Version	Part number	Serial number	Description
Chassis			JN11E233DAFK	MX2010

Jedec Code:	0x7fb0	EEPROM Version:	0x02
		S/N:	JN11E233DAFK
Assembly ID:	0x0557	Assembly Version:	00.00
Date:	00-00-0000	Assembly Flags:	0x00

ID: MX2010

Board Information Record:

Address 0x00: 00 00 00 00 00 00 00 00 00 00 00 00 00 00 00 00

I2C Hex Data:


```

Address 0x00: 7f b0 02 ff 05 57 00 00 00 00 00 00 00 00 00
Address 0x10: 00 00 00 00 00 00 00 00 00 00 00 00 00 00 00
Address 0x20: 4a 4e 31 31 45 32 33 33 44 41 46 4b 00 00 00
Address 0x30: 00 00 00 ff 00 00 00 00 00 00 00 00 00 00 00
Address 0x40: 00 00 00 00 00 00 00 00 00 00 00 00 00 00 00
Address 0x50: 00 00 00 00 00 00 00 00 00 00 00 00 00 00 00
Address 0x60: 00 00 00 00 00 00 00 00 00 00 00 00 00 00 00
Address 0x70: 00 00 00 00 00 00 00 00 00 00 00 00 00 00 00
Midplane      REV 26    750-044636    ABAB9357      Lower Backplane
Jedec Code:   0x7fb0      EEPROM Version: 0x02
P/N:          750-044636    S/N:           S/N ABAB9357
Assembly ID:  0x0b66      Assembly Version: 01.26
Date:         08-28-2012   Assembly Flags: 0x00
Version:      REV 26      CLEI Code:     PROTOXCLEI
ID: Lower Backplane      FRU Model Number: PROTO-ASSEMBLY
Board Information Record:
Address 0x00: ad 01 08 00 2c 21 72 70 a0 00 ff ff ff ff ff ff
I2C Hex Data:
Address 0x00: 7f b0 02 ff 0b 66 01 1a 52 45 56 20 32 36 00 00
Address 0x10: 00 00 00 00 37 35 30 2d 30 34 34 36 33 36 00 00
Address 0x20: 53 2f 4e 20 41 42 41 42 39 33 35 37 00 1c 08 07
Address 0x30: dc ff ff ff ad 01 08 00 2c 21 72 70 a0 00 ff ff
Address 0x40: ff ff ff ff 01 50 52 4f 54 4f 58 43 4c 45 49 50
Address 0x50: 52 4f 54 4f 2d 41 53 53 45 4d 42 4c 59 00 00 00
Address 0x60: 00 00 00 00 00 00 41 30 30 ff ff ff ff ff ff ff
Address 0x70: ff ff ff c2 ff ff ff ff ff ff ff ff ff ff ff ff
Midplane 1    REV 01    711-044557    ABAB8643      Upper Backplane
Jedec Code:   0x7fb0      EEPROM Version: 0x01
P/N:          711-044557    S/N:           S/N ABAB8643
Assembly ID:  0x0b65      Assembly Version: 01.01
Date:         07-27-2012   Assembly Flags: 0x00
Version:      REV 01
ID: Upper Backplane
Board Information Record:
Address 0x00: ff ff ff ff ff ff ff ff ff ff ff ff ff ff ff ff
I2C Hex Data:
Address 0x00: 7f b0 01 ff 0b 65 01 01 52 45 56 20 30 31 00 00
Address 0x10: 00 00 00 00 37 31 31 2d 30 34 34 35 35 37 00 00
Address 0x20: 53 2f 4e 20 41 42 41 42 38 36 34 33 00 1b 07 07
Address 0x30: dc ff ff ff ff ff ff ff ff ff ff ff ff ff ff ff
Address 0x40: ff ff ff ff 00 ff ff ff ff ff ff ff ff ff ff ff
Address 0x50: ff ff ff ff ff ff ff ff ff ff ff ff ff ff ff ff
Address 0x60: ff ff ff ff ff ff ff ff ff ff ff ff ff ff ff ff
Address 0x70: ff ff ff ff ff ff ff ff ff ff ff ff ff ff ff ff
PMP           REV 04    711-032426    ACAJ1677      Power Midplane
Jedec Code:   0x7fb0      EEPROM Version: 0x01
P/N:          711-032426    S/N:           S/N ACAJ1677
Assembly ID:  0x045d      Assembly Version: 01.04
Date:         07-20-2012   Assembly Flags: 0x00
Version:      REV 04
ID: Power Midplane
Board Information Record:
Address 0x00: ff ff ff ff ff ff ff ff ff ff ff ff ff ff ff ff
I2C Hex Data:
Address 0x00: 7f b0 01 ff 04 5d 01 04 52 45 56 20 30 34 00 00
Address 0x10: 00 00 00 00 37 31 31 2d 30 33 32 34 32 36 00 00
Address 0x20: 53 2f 4e 20 41 43 41 4a 31 36 37 37 00 14 07 07
Address 0x30: dc ff ff ff ff ff ff ff ff ff ff ff ff ff ff ff
Address 0x40: ff ff ff ff 00 ff ff ff ff ff ff ff ff ff ff ff
Address 0x50: ff ff ff ff ff ff ff ff ff ff ff ff ff ff ff ff
Address 0x60: ff ff ff ff ff ff ff ff ff ff ff ff ff ff ff ff

```

```

Address 0x70: ff ff ff ff ff ff ff ff ff ff ff ff ff ff ff
FPM Board      REV 08    760-044634    ABBV9726      Front Panel Display
Jedec Code:    0x7fb0      EEPROM Version: 0x02
P/N:           760-044634    S/N:           S/N ABBV9726
Assembly ID:   0x0b64      Assembly Version: 01.08
Date:          09-10-2012   Assembly Flags: 0x00
Version:       REV 08      CLEI Code:     IPMYA4EJRA
ID: Front Panel Display    FRU Model Number: MX2010-CRAFT-S
Board Information Record:
Address 0x00: ff ff ff ff ff ff ff ff ff ff ff ff ff ff ff
I2C Hex Data:
Address 0x00: 7f b0 02 ff 0b 64 01 08 52 45 56 20 30 38 00 00
Address 0x10: 00 00 00 00 37 36 30 2d 30 34 34 36 33 34 00 00
Address 0x20: 53 2f 4e 20 41 42 42 56 39 37 32 36 00 0a 09 07
Address 0x30: dc ff ff ff ff ff ff ff ff ff ff ff ff ff ff
Address 0x40: ff ff ff ff 01 49 50 4d 59 41 34 45 4a 52 41 4d
Address 0x50: 58 32 30 31 30 2d 43 52 41 46 54 2d 53 00 00 00
Address 0x60: 00 00 00 00 00 00 41 00 00 ff ff ff ff ff ff ff
Address 0x70: ff ff ff 93 ff ff ff ff ff ff ff ff ff ff ff ff
PSM 0          REV 01    740-045050    1E02224000P    DC 52V Power Supply
Module
Jedec Code:    0x7fb0      EEPROM Version: 0x02
P/N:           740-045050    S/N:           1E02224000P
Assembly ID:   0x0478      Assembly Version: 01.01
Date:          12-06-2012   Assembly Flags: 0x00
Version:       REV 01      CLEI Code:     XXXXXXXXXX
ID: DC 52V Power Supply Module FRU Model Number: MX2000-PSM-HC-DC-S-A
Board Information Record:
Address 0x00: ff ff ff ff ff ff ff ff ff ff ff ff ff ff ff
I2C Hex Data:
Address 0x00: 7f b0 02 ff 04 78 01 01 52 45 56 20 30 31 00 00
Address 0x10: 00 00 00 00 37 34 30 2d 30 34 35 30 35 30 00 00
Address 0x20: 31 45 30 32 32 32 34 30 30 30 50 00 00 06 0c 07
Address 0x30: dc ff ff ff ff ff ff ff ff ff ff ff ff ff ff
Address 0x40: ff ff ff ff 01 58 58 58 58 58 58 58 58 58 58 4d
Address 0x50: 58 32 30 30 30 2d 50 53 4d 2d 48 43 2d 44 43 2d
Address 0x60: 53 2d 41 00 00 00 31 30 31 ff ff ff ff ff ff ff
Address 0x70: ff ff ff 4a 00 00 00 00 00 00 00 00 00 00 00 00
PSM 1          REV 01    740-045050    1E02224000M    DC 52V Power Supply
Module
Jedec Code:    0x7fb0      EEPROM Version: 0x02
P/N:           740-045050    S/N:           1E02224000M
Assembly ID:   0x0478      Assembly Version: 01.01
Date:          12-06-2012   Assembly Flags: 0x00
Version:       REV 01      CLEI Code:     XXXXXXXXXX
ID: DC 52V Power Supply Module FRU Model Number: MX2000-PSM-HC-DC-S-A
Board Information Record:
Address 0x00: ff ff ff ff ff ff ff ff ff ff ff ff ff ff ff
I2C Hex Data:
Address 0x00: 7f b0 02 ff 04 78 01 01 52 45 56 20 30 31 00 00
Address 0x10: 00 00 00 00 37 34 30 2d 30 34 35 30 35 30 00 00
Address 0x20: 31 45 30 32 32 32 34 30 30 30 4d 00 00 06 0c 07
Address 0x30: dc ff ff ff ff ff ff ff ff ff ff ff ff ff ff
Address 0x40: ff ff ff ff 01 58 58 58 58 58 58 58 58 58 58 4d
Address 0x50: 58 32 30 30 30 2d 50 53 4d 2d 48 43 2d 44 43 2d
Address 0x60: 53 2d 41 00 00 00 31 30 31 ff ff ff ff ff ff ff
Address 0x70: ff ff ff 4a 00 00 00 00 00 00 00 00 00 00 00 00
...
PDM 0          REV 01    740-045234    1E262250067    DC Power Dist Module
Jedec Code:    0x7fb0      EEPROM Version: 0x02
P/N:           740-045234    S/N:           1E262250067

```

```

Assembly ID: 0x047b      Assembly Version: 01.01
Date: 06-28-2012      Assembly Flags: 0x00
Version: REV 01      CLEI Code: IPUPAJSKAA
ID: DC Power Dist Module      FRU Model Number: MX2000-PDM-DC-S-A
Board Information Record:
  Address 0x00: ff ff ff ff ff ff ff ff ff ff ff ff ff ff ff
I2C Hex Data:
  Address 0x00: 7f b0 02 ff 04 7b 01 01 52 45 56 20 30 31 00 00
  Address 0x10: 00 00 00 00 37 34 30 2d 30 34 35 32 33 34 00 00
  Address 0x20: 31 45 32 36 32 32 35 30 30 36 37 00 00 1c 06 07
  Address 0x30: dc ff ff ff ff ff ff ff ff ff ff ff ff ff ff
  Address 0x40: ff ff ff ff 01 49 50 55 50 41 4a 53 4b 41 41 4d
  Address 0x50: 58 32 30 30 30 2d 50 44 4d 2d 44 43 2d 53 2d 41
  Address 0x60: 00 00 00 00 00 00 31 30 31 ff ff ff ff ff ff ff
  Address 0x70: ff ff ff 89 00 00 00 00 00 00 00 00 00 00 00 00
Routing Engine 0 REV 02 740-041821 9009099704 RE-S-1800x4
Jedec Code: 0x7fb0      EEPROM Version: 0x02
P/N: 740-041821      S/N: 9009099704
Assembly ID: 0x09c0      Assembly Version: 01.02
Date: 03-15-2012      Assembly Flags: 0x00
Version: REV 02
ID: RE-S-1800x4      FRU Model Number: RE-S-1800X4-16G-S
Board Information Record:
  Address 0x00: 54 32 30 32 37 44 41 2d 34 34 47 42 23 41 23 00
I2C Hex Data:
  Address 0x00: 7f b0 02 ff 09 c0 01 02 52 45 56 20 30 32 00 00
  Address 0x10: 00 00 00 00 37 34 30 2d 30 34 31 38 32 31 00 00
  Address 0x20: 39 30 30 39 30 39 39 37 30 34 00 00 00 0f 03 07
  Address 0x30: dc ff ff ff 54 32 30 32 37 44 41 2d 34 34 47 42
  Address 0x40: 23 41 23 00 01 00 00 00 00 00 00 00 00 00 00 52
  Address 0x50: 45 2d 53 2d 31 38 30 30 58 34 2d 31 36 47 2d 53
  Address 0x60: 00 00 00 00 00 00 41 30 30 ff ff ff ff ff ff ff
  Address 0x70: ff ff ff 8c ff ff ff ff ff ff ff ff ff ff ff ff
ad0 3831 MB UGB30SFA4000T1 SFA4000T1 00000651 Compact Flash
ad1 30533 MB UGB94BPH32H0S1-KCI 11000019592 Disk 1
usb0 (addr 1) EHCI root hub 0 Intel uhub0
usb0 (addr 2) product 0x0020 32 vendor 0x8087 uhub1
DIMM 0 SGU04G72H1BD2SA-BB DIE REV-52 PCB REV-54 MFR ID-ce80
DIMM 1 SGU04G72H1BD2SA-BB DIE REV-52 PCB REV-54 MFR ID-ce80
DIMM 2 SGU04G72H1BD2SA-BB DIE REV-52 PCB REV-54 MFR ID-ce80
DIMM 3 SGU04G72H1BD2SA-BB DIE REV-52 PCB REV-54 MFR ID-ce80
Routing Engine 1 REV 02 740-041821 9009099706 RE-S-1800x4
Jedec Code: 0x7fb0      EEPROM Version: 0x02
P/N: 740-041821      S/N: 9009099706
Assembly ID: 0x09c0      Assembly Version: 01.02
Date: 02-23-2012      Assembly Flags: 0x00
Version: REV 02
ID: RE-S-1800x4      FRU Model Number: RE-S-1800X4-16G-S
Board Information Record:
  Address 0x00: 54 32 30 32 37 44 41 2d 34 34 47 42 23 41 23 00
I2C Hex Data:
  Address 0x00: 7f b0 02 ff 09 c0 01 02 52 45 56 20 30 32 00 00
  Address 0x10: 00 00 00 00 37 34 30 2d 30 34 31 38 32 31 00 00
  Address 0x20: 39 30 30 39 30 39 39 37 30 36 00 00 00 17 02 07
  Address 0x30: dc ff ff ff 54 32 30 32 37 44 41 2d 34 34 47 42
  Address 0x40: 23 41 23 00 01 00 00 00 00 00 00 00 00 00 00 52
  Address 0x50: 45 2d 53 2d 31 38 30 30 58 34 2d 31 36 47 2d 53
  Address 0x60: 00 00 00 00 00 00 41 30 30 ff ff ff ff ff ff ff
  Address 0x70: ff ff ff 8c ff ff ff ff ff ff ff ff ff ff ff ff
ad0 3998 MB Virtium - TuffDrive VCF P1T0200262860208 114 Compact Flash
ad1 30533 MB UGB94ARF32H0S3-KC UNIGEN-499551-000404 Disk 1

```

```

CB 0          REV 13   750-040257   CAAF8436          Control Board
Jedec Code:   0x7fb0          EEPROM Version:   0x02
P/N:          750-040257      S/N:          S/N CAAF8436
Assembly ID:  0x0b26          Assembly Version: 01.13
Date:         08-29-2012      Assembly Flags:  0x00
Version:      REV 13          CLEI Code:      PROTOXCLEI
ID: Control Board              FRU Model Number:  PROTO-ASSEMBLY
Board Information Record:
  Address 0x00: ff ff ff ff ff ff ff ff ff ff ff ff ff ff ff ff
I2C Hex Data:
  Address 0x00: 7f b0 02 ff 0b 26 01 0d 52 45 56 20 31 33 00 00
  Address 0x10: 00 00 00 00 37 35 30 2d 30 34 30 32 35 37 00 00
  Address 0x20: 53 2f 4e 20 43 41 41 46 38 34 33 36 00 1d 08 07
  Address 0x30: dc ff ff ff ff ff ff ff ff ff ff ff ff ff ff ff
  Address 0x40: ff ff ff ff 01 50 52 4f 54 4f 58 43 4c 45 49 50
  Address 0x50: 52 4f 54 4f 2d 41 53 53 45 4d 42 4c 59 00 00 00
  Address 0x60: 00 00 00 00 00 00 41 30 30 ff ff ff ff ff ff ff
  Address 0x70: ff ff ff c2 ff ff ff ff ff ff ff ff ff ff ff ff
...
SPMB 0        REV 02   711-041855   ABBV3825          PMB Board
Jedec Code:   0x7fb0          EEPROM Version:   0x01
P/N:          711-041855      S/N:          S/N ABBV3825
Assembly ID:  0x0b29          Assembly Version: 01.02
Date:         08-14-2012      Assembly Flags:  0x00
Version:      REV 02
ID: PMB Board
Board Information Record:
  Address 0x00: ff ff ff ff ff ff ff ff ff ff ff ff ff ff ff ff
I2C Hex Data:
  Address 0x00: 7f b0 01 ff 0b 29 01 02 52 45 56 20 30 32 00 00
  Address 0x10: 00 00 00 00 37 31 31 2d 30 34 31 38 35 35 00 00
  Address 0x20: 53 2f 4e 20 41 42 42 56 33 38 32 35 00 0e 08 07
  Address 0x30: dc ff ff ff ff ff ff ff ff ff ff ff ff ff ff ff
  Address 0x40: ff ff ff ff 00 ff ff ff ff ff ff ff ff ff ff ff
  Address 0x50: ff ff ff ff ff ff ff ff ff ff ff ff ff ff ff ff
  Address 0x60: ff ff ff ff ff ff ff ff ff ff ff ff ff ff ff ff
  Address 0x70: ff ff ff ff 00 00 00 00 00 00 00 00 00 00 00 00
...
SFB 0          REV 05   711-044466   ABBX5682          Switch Fabric Board
Jedec Code:   0x7fb0          EEPROM Version:   0x02
P/N:          711-044466      S/N:          S/N ABBX5682
Assembly ID:  0x0b25          Assembly Version: 01.05
Date:         09-07-2012      Assembly Flags:  0x00
Version:      REV 05          CLEI Code:      PROTOXCLEI
ID: Switch Fabric Board        FRU Model Number:  PROTO-ASSEMBLY
Board Information Record:
  Address 0x00: ff ff ff ff ff ff ff ff ff ff ff ff ff ff ff ff
I2C Hex Data:
  Address 0x00: 7f b0 02 ff 0b 25 01 05 52 45 56 20 30 35 00 00
  Address 0x10: 00 00 00 00 37 31 31 2d 30 34 34 34 36 36 00 00
  Address 0x20: 53 2f 4e 20 41 42 42 58 35 36 38 32 00 07 09 07
  Address 0x30: dc ff ff ff ff ff ff ff ff ff ff ff ff ff ff ff
  Address 0x40: ff ff ff ff 01 50 52 4f 54 4f 58 43 4c 45 49 50
  Address 0x50: 52 4f 54 4f 2d 41 53 53 45 4d 42 4c 59 00 00 00
  Address 0x60: 00 00 00 00 00 00 41 30 30 ff ff ff ff ff ff ff
  Address 0x70: ff ff ff c2 00 00 00 01 00 00 00 00 00 00 48 00
...
FPC 0          REV 09   750-037355   CAAF0924          MPC Type 4-2
Jedec Code:   0x7fb0          EEPROM Version:   0x02
P/N:          750-037355      S/N:          S/N CAAF0924
Assembly ID:  0x0b4e          Assembly Version: 01.09

```

```

Date:          05-21-2012      Assembly Flags:  0x00
Version:       REV 09         CLEI Code:       PROTOXCLEI
ID: MPC Type 4-2             FRU Model Number:  MPC4E-2CGE-8XGE

```

Board Information Record:

```
Address 0x00: ff ff ff ff ff ff ff ff ff ff ff ff ff ff ff
```

I2C Hex Data:

```

Address 0x00: 7f b0 02 ff 0b 4e 01 09 52 45 56 20 30 39 00 00
Address 0x10: 00 00 00 00 37 35 30 2d 30 33 37 33 35 35 00 00
Address 0x20: 53 2f 4e 20 43 41 41 46 30 39 32 34 00 15 05 07
Address 0x30: dc ff ff ff ff ff ff ff ff ff ff ff ff ff ff
Address 0x40: ff ff ff ff 01 50 52 4f 54 4f 58 43 4c 45 49 4d
Address 0x50: 50 43 34 45 2d 32 43 47 45 2d 38 58 47 45 00 00
Address 0x60: 00 00 00 00 00 00 30 39 00 ff ff ff ff ff ff ff
Address 0x70: ff ff ff c6 ff ff ff ff ff ff ff ff ff ff ff ff
CPU          REV 08    711-035209    CAAB9842          H MPC PMB 2G

```

```

Jedec Code:  0x7fb0      EEPROM Version:  0x01
P/N:         711-035209  S/N:          S/N CAAB9842
Assembly ID: 0x0b04      Assembly Version: 01.08
Date:        05-17-2012  Assembly Flags:  0x00
Version:     REV 08
ID: H MPC PMB 2G

```

Board Information Record:

```
Address 0x00: ff ff ff ff ff ff ff ff ff ff ff ff ff ff ff
```

I2C Hex Data:

```

Address 0x00: 7f b0 01 ff 0b 04 01 08 52 45 56 20 30 38 00 00
Address 0x10: 00 00 00 00 37 31 31 2d 30 33 35 32 30 39 00 00
Address 0x20: 53 2f 4e 20 43 41 41 42 39 38 34 32 00 11 05 07
Address 0x30: dc ff ff ff ff ff ff ff ff ff ff ff ff ff ff
Address 0x40: ff ff ff ff 00 ff ff ff ff ff ff ff ff ff ff ff
Address 0x50: ff ff ff ff ff ff ff ff ff ff ff ff ff ff ff ff
Address 0x60: ff ff ff ff ff ff ff ff ff ff ff ff ff ff ff ff
Address 0x70: ff ff ff ff 00 00 00 00 00 00 00 00 00 00 00 00
PIC 0          BUILTIN      BUILTIN          4x10GE SFPP

```

```

Jedec Code:  0x0000      EEPROM Version:  0x00
P/N:         BUILTIN      S/N:          BUILTIN
Assembly ID: 0x0a53      Assembly Version: 00.00
Date:        00-00-0000   Assembly Flags:  0x00
ID: 4x10GE SFPP

```

Board Information Record:

```
Address 0x00: 00 00 00 00 00 00 00 00 00 00 00 00 00 00 00 00
```

I2C Hex Data:

```

Address 0x00: 00 00 00 00 0a 53 00 00 00 00 00 00 00 00 00 00
Address 0x10: 00 00 00 00 42 55 49 4c 54 49 4e 00 4d 58 43 00
Address 0x20: 42 55 49 4c 54 49 4e 00 4d 58 43 00 00 00 00 00
Address 0x30: 00 00 00 00 00 00 00 00 00 00 00 00 00 00 00 00
Address 0x40: 00 00 00 00 00 00 00 00 00 00 00 00 00 00 00 00
Address 0x50: 00 00 00 00 00 00 00 00 00 00 00 00 00 00 00 00
Address 0x60: 00 00 00 00 00 00 00 00 00 00 00 00 00 00 00 00
Address 0x70: 00 00 00 00 c0 02 ae 64 00 00 00 00 0a 52 00 00
Xcvr 0      REV 01    740-021308    19T511101656    SFP+-10G-SR
Xcvr 1      REV 01    740-031980    AMA04RU         SFP+-10G-SR
Xcvr 2      REV 01    740-031980    193363A00558    SFP+-10G-SR
Xcvr 3      REV 01    740-031980    B10M00202       SFP+-10G-SR
...

```

```

ADC 0          REV 13    750-043596    ABBX5532          Adapter Card
Jedec Code:  0x7fb0      EEPROM Version:  0x02
P/N:         750-043596  S/N:          S/N ABBX5532
Assembly ID: 0x0b3d      Assembly Version: 01.13
Date:        09-12-2012  Assembly Flags:  0x00
Version:     REV 13      CLEI Code:       IPUCBA8CAA
ID: Adapter Card          FRU Model Number:  MX2000-LC-ADAPTER

```

```

Board Information Record:
Address 0x00: ff ff ff ff ff ff ff ff ff ff ff ff ff ff ff
I2C Hex Data:
Address 0x00: 7f b0 02 ff 0b 3d 01 0d 52 45 56 20 31 33 00 00
Address 0x10: 00 00 00 00 37 35 30 2d 30 34 33 35 39 36 00 00
Address 0x20: 53 2f 4e 20 41 42 42 58 35 35 33 32 00 0c 09 07
Address 0x30: dc ff ff ff ff ff ff ff ff ff ff ff ff ff ff
Address 0x40: ff ff ff ff 01 49 50 55 43 42 41 38 43 41 41 4d
Address 0x50: 58 32 30 30 30 2d 4c 43 2d 41 44 41 50 54 45 52
Address 0x60: 00 00 00 00 00 00 41 00 00 ff ff ff ff ff ff
Address 0x70: ff ff ff 3a 00 00 00 00 00 00 00 00 00 00 00 00
...

```

show chassis hardware models (MX2010 Router)

```
user@host > show chassis hardware models
```

```
Hardware inventory:
```

Item	Version	Part number	Serial number	FRU model number
FPM Board	REV 06	711-032349	ZX8744	711-032349
PSM 4	REV 0C	740-033727	VK00254	000000000000000000000000
PSM 5	REV 0B	740-033727	VG00015	000000000000000000000000
PSM 6	REV 0B	740-033727	VH00097	000000000000000000000000
PSM 7	REV 0C	740-033727	VJ00151	000000000000000000000000
PSM 8	REV 0C	740-033727	VJ00149	000000000000000000000000
PDM 0	REV 0B	740-038109	WA00008	
PDM 1	REV 0B	740-038109	WA00014	
Routing Engine 0	REV 02	740-041821	9009094134	RE-S-1800X4-16G-S
Routing Engine 1	REV 02	740-041821	9009094141	RE-S-1800X4-16G-S
CB 0	REV 08	750-040257	CAAB3491	750-040257
CB 1	REV 08	750-040257	CAAB3489	750-040257
SFB 0	REV 06	711-032385	ZV1828	711-032385
SFB 1	REV 07	711-032385	ZZ2568	711-032385
SFB 2	REV 07	711-032385	ZZ2563	711-032385
SFB 3	REV 07	711-032385	ZZ2564	711-032385
SFB 4	REV 07	711-032385	ZZ2580	711-032385
SFB 5	REV 07	711-032385	ZZ2579	711-0323856
SFB 6	REV 07	711-032385	CAAB4882	711-044170
SFB 7	REV 07	711-032385	CAAB4898	711-044170
FPC 0	REV 33	750-028467	CAAB1919	MPC-3D-16XGE-SFPP
FPC 1	REV 21	750-033205	ZG5027	MX-MPC3-3D
MIC 0	REV 03	750-033307	ZV6299	MIC3-3D-10XGE-SFPP
MIC 1	REV 03	750-033307	ZV6268	MIC3-3D-10XGE-SFPP
FPC 8	REV 22	750-031089	ZT9746	MX-MPC2-3D
MIC 0	REV 26	750-028392	ABBS1150	MIC-3D-20GE-SFP
MIC 1	REV 26	750-028387	ABBR9582	MIC-3D-4XGE-XFP
FPC 9	REV 11	750-036284	ZL3591	MPCE-3D-16XGE-SFPP
ADC 0	REV 05	750-043596	CAAC2073	750-043596
ADC 1	REV 01	750-043596	ZV4117	750-043596
ADC 8	REV 01	750-043596	ZV4107	750-043596
ADC 9	REV 02	750-043596	ZW1555	750-043596
Fan Tray 0	REV 2A	760-046960	ACAY0015	
Fan Tray 1	REV 2A	760-046960	ACAY0019	
Fan Tray 2	REV 2A	760-046960	ACAY0020	
Fan Tray 3	REV 2A	760-046960	ACAY0021	

show chassis hardware clei-models (MX2010 Routers)

```
user@host > show chassis hardware clei-models
```

```
Hardware inventory:
```

Item	Version	Part number	CLEI code	FRU model number
FPM Board	REV 06	711-032349	PROTOXCLEI	711-032349
PSM 4	REV 0C	740-033727	0000000000	000000000000000000000000
PSM 5	REV 0B	740-033727	0000000000	000000000000000000000000
PSM 6	REV 0B	740-033727	0000000000	000000000000000000000000

PSM 7	REV 0C	740-033727	0000000000	00000000000000000000000000000000
PSM 8	REV 0C	740-033727	0000000000	00000000000000000000000000000000
PDM 0	REV 0B	740-038109		
PDM 1	REV 0B	740-038109		
Routing Engine 0	REV 02	740-041821		RE-S-1800X4-16G-S
Routing Engine 1	REV 02	740-041821		RE-S-1800X4-16G-S
CB 0	REV 08	750-040257	PROTOXCLEI	750-040257
CB 1	REV 08	750-040257	PROTOXCLEI	750-040257
SFB 0	REV 06	711-032385	PROTOXCLEI	711-032385
SFB 1	REV 07	711-032385	PROTOXCLEI	711-032385
SFB 2	REV 07	711-032385	PROTOXCLEI	711-032385
SFB 3	REV 07	711-032385	PROTOXCLEI	711-032385
SFB 4	REV 07	711-032385	PROTOXCLEI	711-032385
SFB 5	REV 07	711-032385	PROTOXCLEI	711-0323856
SFB 6	REV 07	711-032385	PROTOXCLEI	711-044170
SFB 7	REV 07	711-032385	PROTOXCLEI	711-044170
FPC 0	REV 33	750-028467		MPC-3D-16XGE-SFPP
FPC 1	REV 21	750-033205		MX-MPC3-3D
MIC 0	REV 03	750-033307	PROTOXCLEI	MIC3-3D-10XGE-SFPP
MIC 1	REV 03	750-033307	PROTOXCLEI	MIC3-3D-10XGE-SFPP
FPC 8	REV 22	750-031089	COUIBAYBAA	MX-MPC2-3D
MIC 0	REV 26	750-028392	COUIA15BAA	MIC-3D-20GE-SFP
MIC 1	REV 26	750-028387	COUIA16BAA	MIC-3D-4XGE-XFP
FPC 9	REV 11	750-036284	CMUIACGBAA	MPCE-3D-16XGE-SFPP
ADC 0	REV 05	750-043596	PROTOXCLEI	750-043596
ADC 1	REV 01	750-043596	PROTOXCLEI	750-043596
ADC 8	REV 01	750-043596	PROTOXCLEI	750-043596
ADC 9	REV 02	750-043596	PROTOXCLEI	750-043596
Fan Tray 0	REV 2A	760-046960		
Fan Tray 1	REV 2A	760-046960		
Fan Tray 2	REV 2A	760-046960		
Fan Tray 3	REV 2A	760-046960		

show chassis hardware (MX2020 Router)

```
user@host > show chassis hardware
```

```
Hardware inventory:
```

Item	Version	Part number	Serial number	Description
Chassis			JN11E2227AFJ	MX2020
Midplane	REV 27	750-040240	ABAB9384	Lower Power Midplane
Midplane 1	REV 04	711-032386	ABAB9386	Upper Backplane
PMP 1	REV 05	711-032428	ACAJ1579	Upper Power Midplane
PMP 0	REV 04	711-032426	ACAJ1524	Lower Power Midplane
FPM Board	REV 06	760-040242	ABBT8837	Front Panel Display
PSM 0	REV 01	740-045050	1E022240056	DC 52V Power Supply
Module				
PSM 1	REV 01	740-045050	1E022240054	DC 52V Power Supply
Module				
PSM 2	REV 01	740-045050	1E02224005H	DC 52V Power Supply
Module				
PSM 3	REV 01	740-045050	1E022240053	DC 52V Power Supply
Module				
PSM 4	REV 01	740-045050	1E02224004K	DC 52V Power Supply
Module				
PSM 7	REV 01	740-045050	1E02224006W	DC 52V Power Supply
Module				
PSM 8	REV 01	740-045050	1E022240062	DC 52V Power Supply
Module				
PSM 9	REV 01	740-045050	1E02224005B	DC 52V Power Supply
Module				
PSM 10	REV 01	740-045050	1E02224005A	DC 52V Power Supply
Module				
PSM 11	REV 01	740-045050	1E022240052	DC 52V Power Supply

Module				
PSM 12	REV 01	740-045050	1E022240051	DC 52V Power Supply
Module				
PSM 13	REV 01	740-045050	1E022240058	DC 52V Power Supply
Module				
PSM 14	REV 01	740-045050	1E02224004L	DC 52V Power Supply
Module				
PSM 15	REV 01	740-045050	1E02224005M	DC 52V Power Supply
Module				
PSM 16	REV 01	740-045050	1E02224006S	DC 52V Power Supply
Module				
PSM 17	REV 01	740-045050	1E02224005Z	DC 52V Power Supply
Module				
PDM 0	REV 01	740-045234	1E012150033	DC Power Dist Module
PDM 1	REV 01	740-045234	1E012150027	DC Power Dist Module
PDM 2	REV 01	740-045234	1E012150028	DC Power Dist Module
PDM 3	REV 01	740-045234	1E012150045	DC Power Dist Module
Routing Engine 0	REV 02	740-041821	9009089704	RE-S-1800x4
Routing Engine 1	REV 02	740-041821	9009094138	RE-S-1800x4
CB 0	REV 14	750-040257	CAAF8430	Control Board
CB 1	REV 08	750-040257	CAAB3482	Control Board
SPMB 0	REV 01	711-041855	ZS2290	PMB Board
SPMB 1	REV 02	711-041855	CAA6141	PMB Board
SFB 0	REV 03	711-044466	ABBV6789	Switch Fabric Board
SFB 1	REV 05	711-044466	ABBX5666	Switch Fabric Board
SFB 2	REV 05	711-044466	ABBX5678	Switch Fabric Board
SFB 3	REV 05	711-044466	ABBX5687	Switch Fabric Board
SFB 4	REV 05	711-044466	ABBX5609	Switch Fabric Board
SFB 5	REV 05	711-044466	ABBX5675	Switch Fabric Board
SFB 6	REV 03	711-044466	ABBV6805	Switch Fabric Board
SFB 7	REV 05	711-044466	ABBX5701	Switch Fabric Board
FPC 0	REV 30	750-028467	ABBN0284	MPC 3D 16x 10GE
CPU	REV 10	711-029089	ABBN0507	AMPC PMB
PIC 0		BUILTIN	BUILTIN	4x 10GE(LAN) SFP+
Xcvr 0	REV 01	740-030658	B11E00990	SFP+-10G-USR
Xcvr 1	REV 01	740-030658	B11E04357	SFP+-10G-USR
Xcvr 2	REV 01	740-030658	B11F01327	SFP+-10G-USR
Xcvr 3	REV 01	740-030658	B11E04375	SFP+-10G-USR
PIC 1		BUILTIN	BUILTIN	4x 10GE(LAN) SFP+
Xcvr 0	REV 01	740-030658	B11E02760	SFP+-10G-USR
Xcvr 1	REV 01	740-030658	B11E02904	SFP+-10G-USR
Xcvr 2	REV 01	740-030658	B11E03963	SFP+-10G-USR
Xcvr 3	REV 01	740-030658	B11E00756	SFP+-10G-USR
PIC 2		BUILTIN	BUILTIN	4x 10GE(LAN) SFP+
Xcvr 0	REV 01	740-030658	B11E04418	SFP+-10G-USR
Xcvr 1	REV 01	740-030658	B11E01077	SFP+-10G-USR
Xcvr 2	REV 01	740-030658	B11E01128	SFP+-10G-USR
Xcvr 3	REV 01	740-030658	B11F01253	SFP+-10G-USR
PIC 3		BUILTIN	BUILTIN	4x 10GE(LAN) SFP+
Xcvr 0	REV 01	740-030658	B11E01140	SFP+-10G-USR
Xcvr 1	REV 01	740-030658	B11F01626	SFP+-10G-USR
Xcvr 2	REV 01	740-030658	B11E01075	SFP+-10G-USR
Xcvr 3	REV 01	740-030658	B11E01177	SFP+-10G-USR
FPC 1	REV 30	750-028467	ABBN0208	MPC 3D 16x 10GE
CPU	REV 10	711-029089	ABB11084	AMPC PMB
PIC 0		BUILTIN	BUILTIN	4x 10GE(LAN) SFP+
Xcvr 0	REV 01	740-030658	B11E04745	SFP+-10G-USR
Xcvr 1	REV 01	740-030658	B11F01570	SFP+-10G-USR
Xcvr 2	REV 01	740-030658	B11E04388	SFP+-10G-USR
Xcvr 3	REV 01	740-030658	B11F01439	SFP+-10G-USR
PIC 1		BUILTIN	BUILTIN	4x 10GE(LAN) SFP+

Xcvr 0	REV 01	740-030658	B11E04739	SFP+-10G-USR
Xcvr 1	REV 01	740-030658	B11F01869	SFP+-10G-USR
Xcvr 2	REV 01	740-030658	B11F01675	SFP+-10G-USR
Xcvr 3	REV 01	740-030658	B11F01901	SFP+-10G-USR
PIC 2		BUILTIN	BUILTIN	4x 10GE(LAN) SFP+
Xcvr 0	REV 01	740-030658	B11F01346	SFP+-10G-USR
Xcvr 1	REV 01	740-030658	B11F01288	SFP+-10G-USR
Xcvr 2	REV 01	740-030658	B11F01824	SFP+-10G-USR
Xcvr 3	REV 01	740-030658	B11E04312	SFP+-10G-USR
PIC 3		BUILTIN	BUILTIN	4x 10GE(LAN) SFP+
Xcvr 0	REV 01	740-030658	B11E02811	SFP+-10G-USR
Xcvr 1	REV 01	740-030658	B11E03847	SFP+-10G-USR
Xcvr 2	REV 01	740-030658	B11F01495	SFP+-10G-USR
Xcvr 3	REV 01	740-030658	B11F01265	SFP+-10G-USR
FPC 2	REV 30	750-028467	ZM5111	MPC 3D 16x 10GE
CPU	REV 10	711-029089	ZP6607	AMPC PMB
PIC 0		BUILTIN	BUILTIN	4x 10GE(LAN) SFP+
Xcvr 0	REV 01	740-031980	AK80LJA	SFP+-10G-SR
Xcvr 1	REV 01	740-031980	AK80MFZ	SFP+-10G-SR
Xcvr 2	REV 01	740-031980	AK80NKL	SFP+-10G-SR
Xcvr 3	REV 01	740-031980	AK80KF4	SFP+-10G-SR
PIC 1		BUILTIN	BUILTIN	4x 10GE(LAN) SFP+
Xcvr 0	REV 01	740-031980	AK80FBJ	SFP+-10G-SR
Xcvr 1	REV 01	740-031980	AK80MM2	SFP+-10G-SR
Xcvr 2	REV 01	740-031980	AK80LJV	SFP+-10G-SR
Xcvr 3	REV 01	740-031980	AK80NXV	SFP+-10G-SR
PIC 2		BUILTIN	BUILTIN	4x 10GE(LAN) SFP+
Xcvr 0	REV 01	740-031980	AK80N1H	SFP+-10G-SR
Xcvr 1	REV 01	740-031980	AK80NLS	SFP+-10G-SR
Xcvr 2	REV 01	740-031980	AK80FL5	SFP+-10G-SR
Xcvr 3	REV 01	740-031980	AK80NL9	SFP+-10G-SR
PIC 3		BUILTIN	BUILTIN	4x 10GE(LAN) SFP+
Xcvr 0	REV 01	740-031980	AK80NG2	SFP+-10G-SR
Xcvr 1	REV 01	740-031980	AK80KDU	SFP+-10G-SR
Xcvr 2	REV 01	740-031980	AK80MG1	SFP+-10G-SR
Xcvr 3	REV 01	740-031980	AK80MM0	SFP+-10G-SR
FPC 3	REV 30	750-028467	ABBNO302	MPC 3D 16x 10GE
CPU	REV 10	711-029089	ABBNO495	AMPC PMB
PIC 0		BUILTIN	BUILTIN	4x 10GE(LAN) SFP+
Xcvr 0	REV 01	740-030658	B11F01581	SFP+-10G-USR
Xcvr 1	REV 01	740-030658	B11E01176	SFP+-10G-USR
Xcvr 2	REV 01	740-030658	B11F01251	SFP+-10G-USR
Xcvr 3	REV 01	740-030658	B11E02752	SFP+-10G-USR
PIC 1		BUILTIN	BUILTIN	4x 10GE(LAN) SFP+
Xcvr 0	REV 01	740-030658	B11E00786	SFP+-10G-USR
Xcvr 1	REV 01	740-030658	B11E01020	SFP+-10G-USR
Xcvr 2	REV 01	740-030658	B11E01023	SFP+-10G-USR
Xcvr 3	REV 01	740-030658	B11E02819	SFP+-10G-USR
PIC 2		BUILTIN	BUILTIN	4x 10GE(LAN) SFP+
Xcvr 0	REV 01	740-030658	B11E02812	SFP+-10G-USR
Xcvr 1	REV 01	740-030658	B11D04437	SFP+-10G-USR
Xcvr 2	REV 01	740-030658	B11F01279	SFP+-10G-USR
Xcvr 3	REV 01	740-030658	B11F01333	SFP+-10G-USR
PIC 3		BUILTIN	BUILTIN	4x 10GE(LAN) SFP+
Xcvr 0	REV 01	740-030658	B11E00978	SFP+-10G-USR
Xcvr 1	REV 01	740-030658	B11E01018	SFP+-10G-USR
Xcvr 2	REV 01	740-030658	B11F01784	SFP+-10G-USR
Xcvr 3	REV 01	740-031980	AK80NKP	SFP+-10G-SR
FPC 4	REV 30	750-028467	ABBNO308	MPC 3D 16x 10GE
CPU	REV 10	711-029089	ABB11095	AMPC PMB
PIC 0		BUILTIN	BUILTIN	4x 10GE(LAN) SFP+

Xcvr 0	REV 01	740-030658	B11E04305	SFP+-10G-USR
Xcvr 1	REV 01	740-030658	B11E01147	SFP+-10G-USR
Xcvr 2	REV 01	740-030658	B11E01195	SFP+-10G-USR
Xcvr 3	REV 01	740-030658	B11F01743	SFP+-10G-USR
PIC 1		BUILTIN	BUILTIN	4x 10GE(LAN) SFP+
Xcvr 0	REV 01	740-030658	B11F01892	SFP+-10G-USR
Xcvr 1	REV 01	740-030658	B11E02880	SFP+-10G-USR
Xcvr 2	REV 01	740-030658	B11E00725	SFP+-10G-USR
Xcvr 3	REV 01	740-030658	B11E01057	SFP+-10G-USR
PIC 2		BUILTIN	BUILTIN	4x 10GE(LAN) SFP+
Xcvr 0	REV 01	740-030658	B11E02816	SFP+-10G-USR
Xcvr 1	REV 01	740-030658	B11C04501	SFP+-10G-USR
Xcvr 2	REV 01	740-030658	B11E02764	SFP+-10G-USR
Xcvr 3	REV 01	740-030658	B11E00789	SFP+-10G-USR
PIC 3		BUILTIN	BUILTIN	4x 10GE(LAN) SFP+
Xcvr 0	REV 01	740-030658	B11F01250	SFP+-10G-USR
Xcvr 1	REV 01	740-030658	B11E02847	SFP+-10G-USR
Xcvr 2	REV 01	740-030658	B11E00787	SFP+-10G-USR
Xcvr 3	REV 01	740-030658	B11E03803	SFP+-10G-USR
FPC 5	REV 30	750-028467	ABBN0316	MPC 3D 16x 10GE
CPU	REV 10	711-029089	ABB11082	AMPC PMB
PIC 0		BUILTIN	BUILTIN	4x 10GE(LAN) SFP+
Xcvr 0	REV 01	740-031980	B11K00523	SFP+-10G-SR
Xcvr 1	REV 01	740-031980	B11K01848	SFP+-10G-SR
Xcvr 2	REV 01	740-031980	B11K01865	SFP+-10G-SR
Xcvr 3	REV 01	740-031980	B11K00540	SFP+-10G-SR
PIC 1		BUILTIN	BUILTIN	4x 10GE(LAN) SFP+
Xcvr 0	REV 01	740-031980	B11K00422	SFP+-10G-SR
Xcvr 1	REV 01	740-031980	B11K00428	SFP+-10G-SR
Xcvr 2	REV 01	740-031980	B11K00423	SFP+-10G-SR
Xcvr 3	REV 01	740-031980	B11K01855	SFP+-10G-SR
PIC 2		BUILTIN	BUILTIN	4x 10GE(LAN) SFP+
Xcvr 0	REV 01	740-031980	B11K01847	SFP+-10G-SR
Xcvr 1	REV 01	740-031980	B11K00526	SFP+-10G-SR
Xcvr 2	REV 01	740-031980	B11K00529	SFP+-10G-SR
Xcvr 3	REV 01	740-031980	B11K00525	SFP+-10G-SR
PIC 3		BUILTIN	BUILTIN	4x 10GE(LAN) SFP+
Xcvr 0	REV 01	740-031980	B11K00425	SFP+-10G-SR
Xcvr 1	REV 01	740-031980	B11K00530	SFP+-10G-SR
Xcvr 2	REV 01	740-031980	B11K01851	SFP+-10G-SR
Xcvr 3	REV 01	740-031980	B11K00528	SFP+-10G-SR
FPC 6	REV 32	750-028467	ABBN6832	MPC 3D 16x 10GE
CPU	REV 10	711-029089	ABBK6534	AMPC PMB
PIC 0		BUILTIN	BUILTIN	4x 10GE(LAN) SFP+
Xcvr 0	REV 01	740-031980	AK80MB4	SFP+-10G-SR
Xcvr 1	REV 01	740-031980	AK80FQ6	SFP+-10G-SR
Xcvr 2	REV 01	740-031980	AK80N1F	SFP+-10G-SR
Xcvr 3	REV 01	740-031980	AK80NLQ	SFP+-10G-SR
PIC 1		BUILTIN	BUILTIN	4x 10GE(LAN) SFP+
Xcvr 0	REV 01	740-031980	AK80KDR	SFP+-10G-SR
Xcvr 1	REV 01	740-031980	AK80FGJ	SFP+-10G-SR
Xcvr 2	REV 01	740-031980	AK80N5G	SFP+-10G-SR
Xcvr 3	REV 01	740-031980	AK80KD8	SFP+-10G-SR
PIC 2		BUILTIN	BUILTIN	4x 10GE(LAN) SFP+
Xcvr 0	REV 01	740-031980	AK80LET	SFP+-10G-SR
Xcvr 1	REV 01	740-031980	AK80N1X	SFP+-10G-SR
Xcvr 2	REV 01	740-031980	AK80NRF	SFP+-10G-SR
Xcvr 3	REV 01	740-031980	AK80NL2	SFP+-10G-SR
PIC 3		BUILTIN	BUILTIN	4x 10GE(LAN) SFP+
Xcvr 0	REV 01	740-031980	AK80N3D	SFP+-10G-SR
Xcvr 1	REV 01	740-031980	AK80MRB	SFP+-10G-SR

Xcvr 2	REV 01	740-031980	AK80LEQ	SFP+-10G-SR
Xcvr 3	REV 01	740-031980	AK80LER	SFP+-10G-SR
FPC 7	REV 32	750-028467	ABBN6811	MPC 3D 16x 10GE
CPU	REV 10	711-029089	ABBN7288	AMPC PMB
PIC 0		BUILTIN	BUILTIN	4x 10GE(LAN) SFP+
Xcvr 0	REV 01	740-031980	AK80NK8	SFP+-10G-SR
Xcvr 1	REV 01	740-031980	AK80LJG	SFP+-10G-SR
Xcvr 2	REV 01	740-031980	AK80LBU	SFP+-10G-SR
Xcvr 3	REV 01	740-031980	AK80N21	SFP+-10G-SR
PIC 1		BUILTIN	BUILTIN	4x 10GE(LAN) SFP+
Xcvr 0	REV 01	740-031980	AK80LEU	SFP+-10G-SR
Xcvr 1	REV 01	740-031980	AK80NLM	SFP+-10G-SR
Xcvr 2	REV 01	740-031980	AK80NL6	SFP+-10G-SR
Xcvr 3	REV 01	740-031980	AK80LES	SFP+-10G-SR
PIC 2		BUILTIN	BUILTIN	4x 10GE(LAN) SFP+
Xcvr 0	REV 01	740-031980	AK80LEN	SFP+-10G-SR
Xcvr 1	REV 01	740-031980	AK80ME0	SFP+-10G-SR
Xcvr 2	REV 01	740-031980	AK80LMG	SFP+-10G-SR
Xcvr 3	REV 01	740-031980	AK80MM1	SFP+-10G-SR
PIC 3		BUILTIN	BUILTIN	4x 10GE(LAN) SFP+
Xcvr 0	REV 01	740-031980	AK80MG7	SFP+-10G-SR
Xcvr 1	REV 01	740-031980	AK80KF9	SFP+-10G-SR
Xcvr 2	REV 01	740-031980	AK80NRQ	SFP+-10G-SR
Xcvr 3	REV 01	740-031980	AK80NLE	SFP+-10G-SR
FPC 8	REV 23	750-028467	YN2977	MPC 3D 16x 10GE
CPU	REV 10	711-029089	YP1856	AMPC PMB
PIC 0		BUILTIN	BUILTIN	4x 10GE(LAN) SFP+
Xcvr 0	REV 01	740-031980	183363A00875	SFP+-10G-SR
Xcvr 1	REV 01	740-031980	183363A00851	SFP+-10G-SR
Xcvr 2	REV 01	740-031980	183363A00772	SFP+-10G-SR
Xcvr 3	REV 01	740-031980	183363A00882	SFP+-10G-SR
PIC 1		BUILTIN	BUILTIN	4x 10GE(LAN) SFP+
Xcvr 0	REV 01	740-031980	183363A00735	SFP+-10G-SR
Xcvr 1	REV 01	740-031980	183363A00169	SFP+-10G-SR
Xcvr 2	REV 01	740-031980	183363A00726	SFP+-10G-SR
Xcvr 3	REV 01	740-031980	183363A00077	SFP+-10G-SR
PIC 2		BUILTIN	BUILTIN	4x 10GE(LAN) SFP+
Xcvr 0	REV 01	740-031980	183363A00168	SFP+-10G-SR
Xcvr 1	REV 01	740-031980	183363A00676	SFP+-10G-SR
Xcvr 2	REV 01	740-031980	183363A00732	SFP+-10G-SR
Xcvr 3	REV 01	740-031980	183363A00091	SFP+-10G-SR
PIC 3		BUILTIN	BUILTIN	4x 10GE(LAN) SFP+
Xcvr 0	REV 01	740-031980	183363A00725	SFP+-10G-SR
Xcvr 1	REV 01	740-031980	183363A00642	SFP+-10G-SR
Xcvr 2	REV 01	740-031980	183363A00871	SFP+-10G-SR
Xcvr 3	REV 01	740-031980	183363A00853	SFP+-10G-SR
FPC 9	REV 32	750-028467	ABBN6798	MPC 3D 16x 10GE
CPU	REV 10	711-029089	ABBK6556	AMPC PMB
PIC 0		BUILTIN	BUILTIN	4x 10GE(LAN) SFP+
Xcvr 0	REV 01	740-021308	9ZDZ06A00055	SFP+-10G-SR
Xcvr 1	REV 01	740-031980	183363A00239	SFP+-10G-SR
Xcvr 2	REV 01	740-021308	AD0915E003K	SFP+-10G-SR
Xcvr 3	REV 01	740-021308	AD0915E003A	SFP+-10G-SR
PIC 1		BUILTIN	BUILTIN	4x 10GE(LAN) SFP+
Xcvr 0	REV 01	740-031980	AK80MRC	SFP+-10G-SR
Xcvr 1	REV 01	740-031980	AK80NL5	SFP+-10G-SR
Xcvr 2	REV 01	740-031980	AK80NKN	SFP+-10G-SR
Xcvr 3	REV 01	740-031980	AK80N3U	SFP+-10G-SR
PIC 2		BUILTIN	BUILTIN	4x 10GE(LAN) SFP+
Xcvr 0	REV 01	740-031980	AK80N1T	SFP+-10G-SR
Xcvr 1	REV 01	740-031980	AJ808DJ	SFP+-10G-SR

Xcvr 2	REV 01	740-031980	AK80NG4	SFP+-10G-SR
Xcvr 3	REV 01	740-031980	AK80FND	SFP+-10G-SR
PIC 3		BUILTIN	BUILTIN	4x 10GE(LAN) SFP+
Xcvr 0	REV 01	740-031980	AK80FKQ	SFP+-10G-SR
Xcvr 1	REV 01	740-031980	AK80NLT	SFP+-10G-SR
Xcvr 2	REV 01	740-031980	AK80NKR	SFP+-10G-SR
Xcvr 3	REV 01	740-031980	AK80LKM	SFP+-10G-SR
FPC 10	REV 32	750-028467	ABBN6813	MPC 3D 16x 10GE
CPU	REV 10	711-029089	ABBK6542	AMPC PMB
PIC 0		BUILTIN	BUILTIN	4x 10GE(LAN) SFP+
Xcvr 0	REV 01	740-031980	AK80NA3	SFP+-10G-SR
Xcvr 1	REV 01	740-031980	AK80NLF	SFP+-10G-SR
Xcvr 2	REV 01	740-031980	AK80MRH	SFP+-10G-SR
Xcvr 3	REV 01	740-031980	AK80KE4	SFP+-10G-SR
PIC 1		BUILTIN	BUILTIN	4x 10GE(LAN) SFP+
Xcvr 0	REV 01	740-021308	973152A00030	SFP+-10G-SR
Xcvr 1	REV 01	740-031980	AK80L9H	SFP+-10G-SR
Xcvr 2	REV 01	740-031980	AK80ME8	SFP+-10G-SR
Xcvr 3	REV 01	740-031980	AK80NLR	SFP+-10G-SR
PIC 2		BUILTIN	BUILTIN	4x 10GE(LAN) SFP+
Xcvr 0	REV 01	740-031980	AK80NG1	SFP+-10G-SR
Xcvr 1	REV 01	740-031980	AK80MCA	SFP+-10G-SR
Xcvr 2	REV 01	740-031980	AK80LFC	SFP+-10G-SR
Xcvr 3	REV 01	740-031980	AK80LEM	SFP+-10G-SR
PIC 3		BUILTIN	BUILTIN	4x 10GE(LAN) SFP+
Xcvr 0	REV 01	740-031980	AK80N9X	SFP+-10G-SR
Xcvr 1	REV 01	740-031980	AK80LAC	SFP+-10G-SR
Xcvr 2	REV 01	740-031980	AK80LF2	SFP+-10G-SR
Xcvr 3	REV 01	740-031980	AK80N8T	SFP+-10G-SR
FPC 11	REV 30	750-028467	ABBN0281	MPC 3D 16x 10GE
CPU	REV 10	711-029089	ABBN0526	AMPC PMB
PIC 0		BUILTIN	BUILTIN	4x 10GE(LAN) SFP+
Xcvr 0	REV 01	740-030658	B11F01326	SFP+-10G-USR
Xcvr 1	REV 01	740-030658	B11E03973	SFP+-10G-USR
Xcvr 2	REV 01	740-030658	B11E00950	SFP+-10G-USR
Xcvr 3	REV 01	740-030658	B11E00674	SFP+-10G-USR
PIC 1		BUILTIN	BUILTIN	4x 10GE(LAN) SFP+
Xcvr 0	REV 01	740-030658	B11E00775	SFP+-10G-USR
Xcvr 1	REV 01	740-030658	B11E04461	SFP+-10G-USR
Xcvr 2	REV 01	740-030658	B11E01074	SFP+-10G-USR
Xcvr 3	REV 01	740-030658	B11E02821	SFP+-10G-USR
PIC 2		BUILTIN	BUILTIN	4x 10GE(LAN) SFP+
Xcvr 0	REV 01	740-030658	B11E04501	SFP+-10G-USR
Xcvr 1	REV 01	740-030658	B11E00757	SFP+-10G-USR
Xcvr 2	REV 01	740-030658	B11F01623	SFP+-10G-USR
Xcvr 3	REV 01	740-030658	B11E01022	SFP+-10G-USR
PIC 3		BUILTIN	BUILTIN	4x 10GE(LAN) SFP+
Xcvr 0	REV 01	740-030658	B11E04359	SFP+-10G-USR
Xcvr 1	REV 01	740-030658	B11E02751	SFP+-10G-USR
Xcvr 2	REV 01	740-030658	B11E02736	SFP+-10G-USR
Xcvr 3	REV 01	740-030658	B11E01178	SFP+-10G-USR
FPC 12	REV 32	750-028467	ABBN6796	MPC 3D 16x 10GE
CPU	REV 10	711-029089	ABBN7259	AMPC PMB
PIC 0		BUILTIN	BUILTIN	4x 10GE(LAN) SFP+
Xcvr 0	REV 01	740-031980	B11K01856	SFP+-10G-SR
Xcvr 1	REV 01	740-031980	B11K01853	SFP+-10G-SR
Xcvr 2	REV 01	740-031980	B11K01863	SFP+-10G-SR
Xcvr 3	REV 01	740-031980	163363A02863	SFP+-10G-SR
PIC 1		BUILTIN	BUILTIN	4x 10GE(LAN) SFP+
Xcvr 0	REV 01	740-031980	163363A02668	SFP+-10G-SR
Xcvr 1	REV 01	740-031980	163363A02881	SFP+-10G-SR

Xcvr 2	REV 01	740-031980	163363A01671	SFP+-10G-SR
Xcvr 3	REV 01	740-031980	163363A02627	SFP+-10G-SR
PIC 2		BUILTIN	BUILTIN	4x 10GE(LAN) SFP+
Xcvr 0	REV 01	740-031980	163363A02725	SFP+-10G-SR
Xcvr 1	REV 01	740-031980	163363A02692	SFP+-10G-SR
Xcvr 2	REV 01	740-031980	163363A02730	SFP+-10G-SR
Xcvr 3	REV 01	740-031980	163363A03081	SFP+-10G-SR
PIC 3		BUILTIN	BUILTIN	4x 10GE(LAN) SFP+
Xcvr 0	REV 01	740-031980	163363A02736	SFP+-10G-SR
Xcvr 1	REV 01	740-031980	163363A02568	SFP+-10G-SR
Xcvr 2	REV 01	740-031980	163363A02747	SFP+-10G-SR
Xcvr 3	REV 01	740-031980	163363A02579	SFP+-10G-SR
FPC 13	REV 30	750-028467	ABBN0270	MPC 3D 16x 10GE
CPU	REV 10	711-029089	ABBJ0966	AMPC PMB
PIC 0		BUILTIN	BUILTIN	4x 10GE(LAN) SFP+
Xcvr 0	REV 01	740-031980	AK80NL1	SFP+-10G-SR
Xcvr 1	REV 01	740-031980	AK80NXW	SFP+-10G-SR
Xcvr 2	REV 01	740-031980	AK80KD2	SFP+-10G-SR
Xcvr 3	REV 01	740-031980	AK80FMD	SFP+-10G-SR
PIC 1		BUILTIN	BUILTIN	4x 10GE(LAN) SFP+
Xcvr 0	REV 01	740-031980	AK80NKQ	SFP+-10G-SR
Xcvr 1	REV 01	740-031980	AK80MGH	SFP+-10G-SR
Xcvr 2	REV 01	740-031980	AK80N38	SFP+-10G-SR
Xcvr 3	REV 01	740-031980	AK80NL7	SFP+-10G-SR
PIC 2		BUILTIN	BUILTIN	4x 10GE(LAN) SFP+
Xcvr 0	REV 01	740-031980	AK80LEL	SFP+-10G-SR
Xcvr 1	REV 01	740-031980	AK80NKD	SFP+-10G-SR
Xcvr 2	REV 01	740-031980	AK80KCY	SFP+-10G-SR
Xcvr 3	REV 01	740-031980	AK80LHK	SFP+-10G-SR
PIC 3		BUILTIN	BUILTIN	4x 10GE(LAN) SFP+
Xcvr 0	REV 01	740-031980	AK80M5J	SFP+-10G-SR
Xcvr 1	REV 01	740-031980	AK80MBE	SFP+-10G-SR
Xcvr 2	REV 01	740-031980	AK80NLG	SFP+-10G-SR
Xcvr 3	REV 01	740-031980	AK80LFH	SFP+-10G-SR
FPC 14	REV 32	750-028467	ABBN6790	MPC 3D 16x 10GE
CPU	REV 10	711-029089	ABBK6515	AMPC PMB
PIC 0		BUILTIN	BUILTIN	4x 10GE(LAN) SFP+
Xcvr 0	REV 01	740-031980	AK80LZM	SFP+-10G-SR
Xcvr 1	REV 01	740-031980	AK80MCC	SFP+-10G-SR
Xcvr 2	REV 01	740-031980	AK80KCM	SFP+-10G-SR
Xcvr 3	REV 01	740-031980	AK80KE0	SFP+-10G-SR
PIC 1		BUILTIN	BUILTIN	4x 10GE(LAN) SFP+
Xcvr 0	REV 01	740-021310	C10F99155	SFP+-10G-LRM
Xcvr 1	REV 01	740-021310	C10F99049	SFP+-10G-LRM
Xcvr 2	REV 01	740-021310	C10F99128	SFP+-10G-LRM
Xcvr 3	REV 01	740-021310	C10F99169	SFP+-10G-LRM
PIC 2		BUILTIN	BUILTIN	4x 10GE(LAN) SFP+
Xcvr 0	REV 01	740-031980	AK80LF3	SFP+-10G-SR
Xcvr 1	REV 01	740-031980	163363A02597	SFP+-10G-SR
Xcvr 2	REV 01	740-031980	163363A03060	SFP+-10G-SR
Xcvr 3	REV 01	740-031980	163363A03057	SFP+-10G-SR
PIC 3		BUILTIN	BUILTIN	4x 10GE(LAN) SFP+
Xcvr 0	REV 01	740-031980	AK80LEX	SFP+-10G-SR
Xcvr 1	REV 01	740-031980	AK80FEU	SFP+-10G-SR
Xcvr 2	REV 01	740-031980	AK80FNM	SFP+-10G-SR
Xcvr 3	REV 01	740-021308	AJQQQ5G	SFP+-10G-SR
FPC 15	REV 32	750-028467	ABBN6791	MPC 3D 16x 10GE
CPU	REV 10	711-029089	ABBN7289	AMPC PMB
PIC 0		BUILTIN	BUILTIN	4x 10GE(LAN) SFP+
Xcvr 0	REV 01	740-031980	B11K00424	SFP+-10G-SR
Xcvr 1	REV 01	740-031980	B11K01849	SFP+-10G-SR

Xcvr 2	REV 01	740-031980	B11K01862	SFP+-10G-SR
Xcvr 3	REV 01	740-031980	B11K01852	SFP+-10G-SR
PIC 1		BUILTIN	BUILTIN	4x 10GE(LAN) SFP+
Xcvr 0	REV 01	740-031980	B11K00427	SFP+-10G-SR
Xcvr 1	REV 01	740-031980	B11K00430	SFP+-10G-SR
Xcvr 2	REV 01	740-031980	B11K01854	SFP+-10G-SR
Xcvr 3	REV 01	740-031980	B11K00426	SFP+-10G-SR
PIC 2		BUILTIN	BUILTIN	4x 10GE(LAN) SFP+
Xcvr 0	REV 01	740-031980	B11K00429	SFP+-10G-SR
Xcvr 1	REV 01	740-031980	B11K01864	SFP+-10G-SR
Xcvr 2	REV 01	740-031980	B11K01850	SFP+-10G-SR
Xcvr 3	REV 01	740-031980	B11K00522	SFP+-10G-SR
PIC 3		BUILTIN	BUILTIN	4x 10GE(LAN) SFP+
Xcvr 0	REV 01	740-030658	B11E01144	SFP+-10G-USR
Xcvr 1	REV 01	740-030658	B11E00985	SFP+-10G-USR
Xcvr 2	REV 01	740-030658	B11E00796	SFP+-10G-USR
Xcvr 3	REV 01	740-031980	B11K01866	SFP+-10G-SR
FPC 16	REV 30	750-028467	ABBM4592	MPC 3D 16x 10GE
CPU	REV 10	711-029089	ABBN0465	AMPC PMB
PIC 0		BUILTIN	BUILTIN	4x 10GE(LAN) SFP+
Xcvr 0	REV 01	740-030658	B11F01435	SFP+-10G-USR
Xcvr 1	REV 01	740-030658	B11E01052	SFP+-10G-USR
Xcvr 2	REV 01	740-030658	B11F01328	SFP+-10G-USR
Xcvr 3	REV 01	740-030658	B11F01254	SFP+-10G-USR
PIC 1		BUILTIN	BUILTIN	4x 10GE(LAN) SFP+
Xcvr 0	REV 01	740-030658	B11E02738	SFP+-10G-USR
Xcvr 1	REV 01	740-030658	B11E02881	SFP+-10G-USR
Xcvr 2	REV 01	740-030658	B11F01624	SFP+-10G-USR
Xcvr 3	REV 01	740-030658	B11E00889	SFP+-10G-USR
PIC 2		BUILTIN	BUILTIN	4x 10GE(LAN) SFP+
Xcvr 0	REV 01	740-030658	B11E02883	SFP+-10G-USR
Xcvr 1	REV 01	740-030658	B11E00681	SFP+-10G-USR
Xcvr 2	REV 01	740-030658	B11E04306	SFP+-10G-USR
Xcvr 3	REV 01	740-030658	B11E02813	SFP+-10G-USR
PIC 3		BUILTIN	BUILTIN	4x 10GE(LAN) SFP+
Xcvr 0	REV 01	740-030658	B11F01801	SFP+-10G-USR
Xcvr 1	REV 01	740-030658	B11E02753	SFP+-10G-USR
Xcvr 2	REV 01	740-030658	B11E01156	SFP+-10G-USR
Xcvr 3	REV 01	740-030658	B11E04324	SFP+-10G-USR
FPC 17	REV 32	750-028467	ABBN6810	MPC 3D 16x 10GE
CPU	REV 10	711-029089	ABBN7237	AMPC PMB
PIC 0		BUILTIN	BUILTIN	4x 10GE(LAN) SFP+
Xcvr 0	REV 01	740-031980	163363A02638	SFP+-10G-SR
Xcvr 1	REV 01	740-031980	163363A02082	SFP+-10G-SR
Xcvr 2	REV 01	740-031980	163363A01674	SFP+-10G-SR
Xcvr 3	REV 01	740-031980	163363A03058	SFP+-10G-SR
PIC 1		BUILTIN	BUILTIN	4x 10GE(LAN) SFP+
Xcvr 0	REV 01	740-031980	163363A03048	SFP+-10G-SR
Xcvr 1	REV 01	740-031980	163363A02729	SFP+-10G-SR
Xcvr 2	REV 01	740-031980	163363A02566	SFP+-10G-SR
Xcvr 3	REV 01	740-031980	163363A02567	SFP+-10G-SR
PIC 2		BUILTIN	BUILTIN	4x 10GE(LAN) SFP+
Xcvr 0	REV 01	740-031980	163363A02878	SFP+-10G-SR
Xcvr 1	REV 01	740-031980	163363A02739	SFP+-10G-SR
Xcvr 2	REV 01	740-031980	163363A01959	SFP+-10G-SR
Xcvr 3	REV 01	740-031980	163363A02660	SFP+-10G-SR
PIC 3		BUILTIN	BUILTIN	4x 10GE(LAN) SFP+
Xcvr 0	REV 01	740-031980	163363A02731	SFP+-10G-SR
Xcvr 1	REV 01	740-031980	163363A02588	SFP+-10G-SR
Xcvr 2	REV 01	740-031980	163363A02673	SFP+-10G-SR
Xcvr 3	REV 01	740-031980	163363A02654	SFP+-10G-SR

FPC 18	REV 30	750-028467	ABBM4739	MPC 3D 16x 10GE
CPU	REV 10	711-029089	ABBN0487	AMPC PMB
PIC 0		BUILTIN	BUILTIN	4x 10GE(LAN) SFP+
Xcvr 0	REV 01	740-031980	163363A02569	SFP+-10G-SR
Xcvr 1	REV 01	740-031980	163363A02886	SFP+-10G-SR
Xcvr 2	REV 01	740-031980	163363A03082	SFP+-10G-SR
Xcvr 3	REV 01	740-031980	133363A00297	SFP+-10G-SR
PIC 1		BUILTIN	BUILTIN	4x 10GE(LAN) SFP+
Xcvr 0	REV 01	740-031980	163363A02726	SFP+-10G-SR
Xcvr 1	REV 01	740-031980	163363A03050	SFP+-10G-SR
Xcvr 2	REV 01	740-031980	163363A02884	SFP+-10G-SR
Xcvr 3	REV 01	740-031980	163363A03076	SFP+-10G-SR
PIC 2		BUILTIN	BUILTIN	4x 10GE(LAN) SFP+
Xcvr 0	REV 01	740-031980	163363A02581	SFP+-10G-SR
Xcvr 1	REV 01	740-031980	163363A02873	SFP+-10G-SR
Xcvr 2	REV 01	740-031980	163363A02582	SFP+-10G-SR
Xcvr 3	REV 01	740-031980	163363A03083	SFP+-10G-SR
PIC 3		BUILTIN	BUILTIN	4x 10GE(LAN) SFP+
Xcvr 0	REV 01	740-031981	UL70BU6	SFP+-10G-LR
Xcvr 1	REV 01	740-031981	UL50QC6	SFP+-10G-LR
Xcvr 2	REV 01	740-031981	UL708N6	SFP+-10G-LR
Xcvr 3	REV 01	740-031981	UL603KK	SFP+-10G-LR
FPC 19	REV 32	750-028467	ABBN6827	MPC 3D 16x 10GE
CPU	REV 10	711-029089	ABBK6508	AMPC PMB
PIC 0		BUILTIN	BUILTIN	4x 10GE(LAN) SFP+
Xcvr 0	REV 01	740-031980	163363A01688	SFP+-10G-SR
Xcvr 1	REV 01	740-031980	163363A01724	SFP+-10G-SR
Xcvr 2	REV 01	740-031980	163363A01773	SFP+-10G-SR
Xcvr 3	REV 01	740-031980	163363A02593	SFP+-10G-SR
PIC 1		BUILTIN	BUILTIN	4x 10GE(LAN) SFP+
Xcvr 0	REV 01	740-031980	163363A03061	SFP+-10G-SR
Xcvr 1	REV 01	740-031980	163363A03056	SFP+-10G-SR
Xcvr 2	REV 01	740-031980	163363A02669	SFP+-10G-SR
Xcvr 3	REV 01	740-031980	163363A03070	SFP+-10G-SR
PIC 2		BUILTIN	BUILTIN	4x 10GE(LAN) SFP+
Xcvr 0	REV 01	740-031980	163363A02572	SFP+-10G-SR
Xcvr 1	REV 01	740-031980	163363A02697	SFP+-10G-SR
Xcvr 2	REV 01	740-031980	163363A02585	SFP+-10G-SR
Xcvr 3	REV 01	740-031980	163363A03052	SFP+-10G-SR
PIC 3		BUILTIN	BUILTIN	4x 10GE(LAN) SFP+
Xcvr 0	REV 01	740-031980	163363A02591	SFP+-10G-SR
Xcvr 1	REV 01	740-031980	163363A02649	SFP+-10G-SR
Xcvr 2	REV 01	740-031980	163363A02577	SFP+-10G-SR
Xcvr 3	REV 01	740-031980	163363A02698	SFP+-10G-SR
ADC 0	REV 13	750-043596	ABBX5561	Adapter Card
ADC 1	REV 13	750-043596	ABBX5546	Adapter Card
ADC 2	REV 13	750-043596	ABBX5535	Adapter Card
ADC 3	REV 13	750-043596	ABBX5552	Adapter Card
ADC 4	REV 13	750-043596	ABBX5581	Adapter Card
ADC 5	REV 13	750-043596	ABBX5545	Adapter Card
ADC 6	REV 13	750-043596	ABBX5554	Adapter Card
ADC 7	REV 07	750-043596	ABBV7194	Adapter Card
ADC 8	REV 07	750-043596	ABBV7251	Adapter Card
ADC 9	REV 07	750-043596	ABBV7202	Adapter Card
ADC 10	REV 13	750-043596	ABBX5538	Adapter Card
ADC 11	REV 13	750-043596	ABBX5566	Adapter Card
ADC 12	REV 13	750-043596	ABBX5542	Adapter Card
ADC 13	REV 13	750-043596	ABBX5539	Adapter Card
ADC 14	REV 13	750-043596	ABBX5555	Adapter Card
ADC 15	REV 13	750-043596	ABBX5557	Adapter Card
ADC 16	REV 13	750-043596	ABBX5536	Adapter Card

ADC 17	REV 13	750-043596	ABBX5559	Adapter Card
ADC 18	REV 13	750-043596	ABBX5537	Adapter Card
ADC 19	REV 11	750-043596	ABBW5685	Adapter Card
Fan Tray 0	REV 2A	760-046960	ACAY0030	172mm FanTray - 6 Fans
Fan Tray 1	REV 2A	760-046960	ACAY0039	172mm FanTray - 6 Fans
Fan Tray 2	REV 2A	760-046960	ACAY0033	172mm FanTray - 6 Fans
Fan Tray 3	REV 2A	760-046960	ACAY0062	172mm FanTray - 6 Fans

show chassis hardware detail (MX2020 Router)

user@host> show chassis hardware detail

Hardware inventory:

Item	Version	Part number	Serial number	Description
Chassis			JN11E2227AFJ	MX2020
Midplane	REV 27	750-040240	ABAB9384	Lower Power Midplane
Midplane 1	REV 04	711-032386	ABAB9386	Upper Backplane
PMP 1	REV 05	711-032428	ACAJ1821	Upper Power Midplane
PMP 0	REV 04	711-032426	ACAJ1524	Lower Power Midplane
FPM Board	REV 06	760-040242	ABBT8837	Front Panel Display
PSM 0	REV 01	740-045050	1E02224006G	DC 52V Power Supply
Module				
PSM 1	REV 01	740-045050	1E022240053	DC 52V Power Supply
Module				
PSM 2	REV 01	740-045050	1E02224004K	DC 52V Power Supply
Module				
PSM 3	REV 01	740-045050	1E022240056	DC 52V Power Supply
Module				
PSM 4	REV 01	740-045050	1E022240054	DC 52V Power Supply
Module				
PSM 5	REV 01	740-045050	1E02224005H	DC 52V Power Supply
Module				
PSM 6	REV 01	740-045050	1E02224006S	DC 52V Power Supply
Module				
PSM 7	REV 01	740-045050	1E02224005M	DC 52V Power Supply
Module				
PSM 8	REV 01	740-045050	1E022240062	DC 52V Power Supply
Module				
PSM 9	REV 03	740-045050	1EDB2350095	DC 52V Power Supply
Module				
PSM 10	REV 03	740-045050	1EDB235009L	DC 52V Power Supply
Module				
PSM 11	REV 03	740-045050	1EDB2350092	DC 52V Power Supply
Module				
PSM 12	REV 03	740-045050	1EDB23500AT	DC 52V Power Supply
Module				
PSM 13	REV 03	740-045050	1EDB2350094	DC 52V Power Supply
Module				
PSM 15	REV 03	740-045050	1EDB235008X	DC 52V Power Supply
Module				
PDM 0	REV 01	740-045234	1E012150033	DC Power Dist Module
PDM 1	REV 01	740-045234	1E012150027	DC Power Dist Module
PDM 2	REV 01	740-045234	1E262250072	DC Power Dist Module
Routing Engine 0	REV 02	740-041821	9009094138	RE-S-1800x4
ad0 3998 MB		Virtium - TuffDisk	VCF3 20110825A021D0000064	Compact Flash
ad1 30533 MB		UGB94ARF32H0S3-KC	UNIGEN-499551-000347	Disk 1
usb0 (addr 1)		EHCI root hub 0	Intel	uhub0
usb0 (addr 2)		product 0x0020 32	vendor 0x8087	uhub1
DIMM 0		SGU04G72H1BD2SA-BB DIE	REV-52 PCB REV-54 MFR ID-ce80	
DIMM 1		SGU04G72H1BD2SA-BB DIE	REV-52 PCB REV-54 MFR ID-ce80	
DIMM 2		SGU04G72H1BD2SA-BB DIE	REV-52 PCB REV-54 MFR ID-ce80	
DIMM 3		SGU04G72H1BD2SA-BB DIE	REV-52 PCB REV-54 MFR ID-ce80	
Routing Engine 1	REV 02	740-041821	9009089709	RE-S-1800x4
ad0 3831 MB		UGB30SFA4000T1	SFA4000T1 00000113	Compact Flash

ad1	30533 MB	UGB94ARF32H0S3-KC	UNIGEN-478612-001044	Disk 1
CB 0		REV 08	750-040257	CAAB3482
CB 1		REV 04	750-040257	ZT2864
SPMB 0		REV 02	711-041855	CAAA6141
SPMB 1		REV 01	711-041855	ZS2275
SFB 0		REV 05	711-044466	ABBT2161
SFB 1		REV 05	711-044466	ABBT2159
SFB 2		REV 05	711-044466	ABBX3718
SFB 3		REV 05	711-044466	ABBT2152
SFB 4		REV 05	711-044466	ABBT2160
SFB 5		REV 05	711-044466	ABBT2145
SFB 6		REV 05	711-044466	ABBT2150
SFB 7		REV 05	711-044466	ABBT2163
FPC 0		REV 30	750-028467	ABBN0284
CPU		REV 10	711-029089	ABBN0507
PIC 0			BUILTIN	BUILTIN
Xcvr 0		REV 01	740-030658	B11E00990
Xcvr 1		REV 01	740-030658	B11E04357
Xcvr 2		REV 01	740-030658	B11F01327
Xcvr 3	REV 01	740-030658	B11E04375	SFP+-10G-USR
PIC 1			BUILTIN	BUILTIN
Xcvr 0		REV 01	740-030658	B11E02760
Xcvr 1		REV 01	740-030658	B11E02904
Xcvr 2		REV 01	740-030658	B11E03963
Xcvr 3		REV 01	740-030658	B11E00756
PIC 2			BUILTIN	BUILTIN
Xcvr 0		REV 01	740-030658	B11E04418
Xcvr 1		REV 01	740-030658	B11E01077
Xcvr 2		REV 01	740-030658	B11E01128
Xcvr 3		REV 01	740-030658	B11F01253
PIC 3			BUILTIN	BUILTIN
Xcvr 0		REV 01	740-030658	B11E01140
Xcvr 1		REV 01	740-030658	B11F01626
Xcvr 2		REV 01	740-030658	B11E01075
Xcvr 3		REV 01	740-030658	B11E01177
FPC 1		REV 30	750-028467	ABBN0308
CPU		REV 10	711-029089	ABBJ1095
PIC 0			BUILTIN	BUILTIN
Xcvr 0		REV 01	740-030658	B11E04305
Xcvr 1		REV 01	740-030658	B11E01147
Xcvr 2		REV 01	740-030658	B11E01195
Xcvr 3		REV 01	740-030658	B11F01743
PIC 1			BUILTIN	BUILTIN
Xcvr 0		REV 01	740-030658	B11F01892
Xcvr 1		REV 01	740-030658	B11E02880
Xcvr 2		REV 01	740-030658	B11E00725
Xcvr 3		REV 01	740-030658	B11E01057
PIC 2			BUILTIN	BUILTIN
Xcvr 0		REV 01	740-030658	B11E02816
Xcvr 1		REV 01	740-030658	B11C04501
Xcvr 2		REV 01	740-030658	B11E02764
Xcvr 3		REV 01	740-030658	B11E00789
PIC 3			BUILTIN	BUILTIN
Xcvr 0		REV 01	740-030658	B11F01250
Xcvr 1		REV 01	740-030658	B11E02847
Xcvr 2		REV 01	740-030658	B11E00787
Xcvr 3		REV 01	740-030658	B11E03803
FPC 2		REV 30	750-028467	ABBN0316
CPU		REV 10	711-029089	ABBJ1082
PIC 0			BUILTIN	BUILTIN
Xcvr 0		REV 01	740-031980	B11K00523

Xcvr 1	REV 01	740-031980	B11K01848	SFP+-10G-SR
Xcvr 2	REV 01	740-031980	B11K01865	SFP+-10G-SR
Xcvr 3	REV 01	740-031980	B11K00540	SFP+-10G-SR
PIC 1		BUILTIN	BUILTIN	4x 10GE(LAN) SFP+
Xcvr 0	REV 01	740-031980	B11K00422	SFP+-10G-SR
Xcvr 1	REV 01	740-031980	B11K00428	SFP+-10G-SR
Xcvr 2	REV 01	740-031980	B11K00423	SFP+-10G-SR
Xcvr 3	REV 01	740-031980	B11K01855	SFP+-10G-SR
PIC 2		BUILTIN	BUILTIN	4x 10GE(LAN) SFP+
Xcvr 0	REV 01	740-031980	B11K01847	SFP+-10G-SR
Xcvr 1	REV 01	740-031980	B11K00526	SFP+-10G-SR
Xcvr 2	REV 01	740-031980	B11K00529	SFP+-10G-SR
Xcvr 3	REV 01	740-031980	B11K00525	SFP+-10G-SR
PIC 3		BUILTIN	BUILTIN	4x 10GE(LAN) SFP+
Xcvr 0	REV 01	740-031980	B11K00425	SFP+-10G-SR
Xcvr 1	REV 01	740-031980	B11K00530	SFP+-10G-SR
Xcvr 2	REV 01	740-031980	B11K01851	SFP+-10G-SR
Xcvr 3	REV 01	740-031980	B11K00528	SFP+-10G-SR
FPC 3	REV 32	750-028467	ABBN6832	MPC 3D 16x 10GE
CPU	REV 10	711-029089	ABBK6534	AMPC PMB
PIC 0		BUILTIN	BUILTIN	4x 10GE(LAN) SFP+
Xcvr 0	REV 01	740-031980	AK80MB4	SFP+-10G-SR
Xcvr 1	REV 01	740-031980	AK80FQ6	SFP+-10G-SR
Xcvr 2	REV 01	740-031980	AK80N1F	SFP+-10G-SR
Xcvr 3	REV 01	740-031980	AK80NLQ	SFP+-10G-SR
PIC 1		BUILTIN	BUILTIN	4x 10GE(LAN) SFP+
Xcvr 0	REV 01	740-031980	AK80KDR	SFP+-10G-SR
Xcvr 1	REV 01	740-031980	AK80FGJ	SFP+-10G-SR
Xcvr 2	REV 01	740-031980	AK80N5G	SFP+-10G-SR
Xcvr 3	REV 01	740-031980	AK80KD8	SFP+-10G-SR
PIC 2		BUILTIN	BUILTIN	4x 10GE(LAN) SFP+
Xcvr 0	REV 01	740-031980	AK80LET	SFP+-10G-SR
Xcvr 1	REV 01	740-031980	AK80N1X	SFP+-10G-SR
Xcvr 2	REV 01	740-031980	AK80NRF	SFP+-10G-SR
Xcvr 3	REV 01	740-031980	AK80NL2	SFP+-10G-SR
PIC 3		BUILTIN	BUILTIN	4x 10GE(LAN) SFP+
Xcvr 0	REV 01	740-031980	AK80N3D	SFP+-10G-SR
Xcvr 1	REV 01	740-031980	AK80MRB	SFP+-10G-SR
Xcvr 2	REV 01	740-031980	AK80LEQ	SFP+-10G-SR
Xcvr 3	REV 01	740-031980	AK80LER	SFP+-10G-SR
FPC 4	REV 32	750-028467	ABBN6811	MPC 3D 16x 10GE
CPU	REV 10	711-029089	ABBN7288	AMPC PMB
PIC 0		BUILTIN	BUILTIN	4x 10GE(LAN) SFP+
Xcvr 0	REV 01	740-031980	AK80NK8	SFP+-10G-SR
Xcvr 1	REV 01	740-031980	AK80LJG	SFP+-10G-SR
Xcvr 2	REV 01	740-031980	AK80LBU	SFP+-10G-SR
Xcvr 3	REV 01	740-031980	AK80N21	SFP+-10G-SR
PIC 1		BUILTIN	BUILTIN	4x 10GE(LAN) SFP+
Xcvr 0	REV 01	740-031980	AK80LEU	SFP+-10G-SR
Xcvr 1	REV 01	740-031980	AK80NLM	SFP+-10G-SR
Xcvr 2	REV 01	740-031980	AK80NL6	SFP+-10G-SR
Xcvr 3	REV 01	740-031980	AK80LES	SFP+-10G-SR
PIC 2		BUILTIN	BUILTIN	4x 10GE(LAN) SFP+
Xcvr 0	REV 01	740-031980	AK80LEN	SFP+-10G-SR
Xcvr 1	REV 01	740-031980	AK80ME0	SFP+-10G-SR
Xcvr 2	REV 01	740-031980	AK80LMG	SFP+-10G-SR
Xcvr 3	REV 01	740-031980	AK80MM1	SFP+-10G-SR
PIC 3		BUILTIN	BUILTIN	4x 10GE(LAN) SFP+
Xcvr 0	REV 01	740-031980	AK80MG7	SFP+-10G-SR
Xcvr 1	REV 01	740-031980	AK80KF9	SFP+-10G-SR
Xcvr 2	REV 01	740-031980	AK80NRQ	SFP+-10G-SR

Xcvr 3	REV 01	740-031980	AK80NLE	SFP+-10G-SR
FPC 5	REV 32	750-028467	ABBN6791	MPC 3D 16x 10GE
CPU	REV 10	711-029089	ABBN7289	AMPC PMB
PIC 0		BUILTIN	BUILTIN	4x 10GE(LAN) SFP+
Xcvr 0	REV 01	740-031980	B11K00424	SFP+-10G-SR
Xcvr 1	REV 01	740-031980	B11K01849	SFP+-10G-SR
Xcvr 2	REV 01	740-031980	B11K01862	SFP+-10G-SR
Xcvr 3	REV 01	740-031980	B11K01852	SFP+-10G-SR
PIC 1		BUILTIN	BUILTIN	4x 10GE(LAN) SFP
Xcvr 0	REV 01	740-031980	B11K00427	SFP+-10G-SR
Xcvr 1	REV 01	740-031980	B11K00430	SFP+-10G-SR
Xcvr 2	REV 01	740-031980	B11K01854	SFP+-10G-SR
Xcvr 3	REV 01	740-031980	B11K00426	SFP+-10G-SR
PIC 2		BUILTIN	BUILTIN	4x 10GE(LAN) SFP+
Xcvr 0	REV 01	740-031980	B11K00429	SFP+-10G-SR
Xcvr 1	REV 01	740-031980	B11K01864	SFP+-10G-SR
Xcvr 2	REV 01	740-031980	B11K01850	SFP+-10G-SR
Xcvr 3	REV 01	740-031980	B11K00522	SFP+-10G-SR
PIC 3		BUILTIN	BUILTIN	4x 10GE(LAN) SFP+
Xcvr 0	REV 01	740-030658	B11E01144	SFP+-10G-USR
Xcvr 1	REV 01	740-030658	B11E00985	SFP+-10G-USR
Xcvr 2	REV 01	740-030658	B11E00796	SFP+-10G-USR
Xcvr 3	REV 01	740-031980	B11K01866	SFP+-10G-SR
FPC 6	REV 30	750-028467	ABBM4592	MPC 3D 16x 10GE
CPU	REV 10	711-029089	ABBN0465	AMPC PMB
PIC 0		BUILTIN	BUILTIN	4x 10GE(LAN) SFP+
Xcvr 0	REV 01	740-030658	B11F01435	SFP+-10G-USR
Xcvr 1	REV 01	740-030658	B11E01052	SFP+-10G-USR
Xcvr 2	REV 01	740-030658	B11F01328	SFP+-10G-USR
Xcvr 3	REV 01	740-030658	B11F01254	SFP+-10G-USR
PIC 1		BUILTIN	BUILTIN	4x 10GE(LAN) SFP+
Xcvr 0	REV 01	740-030658	B11E02738	SFP+-10G-USR
Xcvr 1	REV 01	740-030658	B11E02881	SFP+-10G-USR
Xcvr 2	REV 01	740-030658	B11F01624	SFP+-10G-USR
Xcvr 3	REV 01	740-030658	B11E00889	SFP+-10G-USR
PIC 2		BUILTIN	BUILTIN	4x 10GE(LAN) SFP+
Xcvr 0	REV 01	740-030658	B11E02883	SFP+-10G-USR
Xcvr 1	REV 01	740-030658	B11E00681	SFP+-10G-USR
Xcvr 2	REV 01	740-030658	B11E04306	SFP+-10G-USR
Xcvr 3	REV 01	740-030658	B11E02813	SFP+-10G-USR
PIC 3		BUILTIN	BUILTIN	4x 10GE(LAN) SFP+
Xcvr 0	REV 01	740-030658	B11F01801	SFP+-10G-USR
Xcvr 1	REV 01	740-030658	B11E02753	SFP+-10G-USR
Xcvr 2	REV 01	740-030658	B11E01156	SFP+-10G-USR
Xcvr 3	REV 01	740-030658	B11E04324	SFP+-10G-USR
FPC 7	REV 32	750-028467	ABBN6810	MPC 3D 16x 10GE
CPU	REV 10	711-029089	ABBN7237	AMPC PMB
PIC 0		BUILTIN	BUILTIN	4x 10GE(LAN) SFP+
Xcvr 0	REV 01	740-031980	163363A03058	SFP+-10G-SR
Xcvr 1	REV 01	740-031980	163363A02082	SFP+-10G-SR
Xcvr 2	REV 01	740-031980	163363A01674	SFP+-10G-SR
Xcvr 3	REV 01	740-031980	163363A02638	SFP+-10G-SR
PIC 1		BUILTIN	BUILTIN	4x 10GE(LAN) SFP+
Xcvr 0	REV 01	740-031980	163363A03048	SFP+-10G-SR
Xcvr 1	REV 01	740-031980	163363A02729	SFP+-10G-SR
Xcvr 2	REV 01	740-031980	163363A02566	SFP+-10G-SR
Xcvr 3	REV 01	740-031980	163363A02567	SFP+-10G-SR
PIC 2		BUILTIN	BUILTIN	4x 10GE(LAN) SFP+
Xcvr 0	REV 01	740-031980	163363A02878	SFP+-10G-SR
Xcvr 1	REV 01	740-031980	163363A02739	SFP+-10G-SR
Xcvr 2	REV 01	740-031980	163363A01959	SFP+-10G-SR

Xcvr 3	REV 01	740-031980	163363A02660	SFP+-10G-SR
PIC 3		BUILTIN	BUILTIN	4x 10GE(LAN) SFP+
Xcvr 0	REV 01	740-031980	163363A02731	SFP+-10G-SR
Xcvr 1	REV 01	740-031980	163363A02588	SFP+-10G-SR
Xcvr 2	REV 01	740-031980	163363A02673	SFP+-10G-SR
Xcvr 3	REV 01	740-031980	163363A02654	SFP+-10G-SR
FPC 8	REV 30	750-028467	ABBM4739	MPC 3D 16x 10GE
CPU	REV 10	711-029089	ABBN0487	AMPC PMB
PIC 0		BUILTIN	BUILTIN	4x 10GE(LAN) SFP+
Xcvr 0	REV 01	740-031980	163363A02569	SFP+-10G-SR
Xcvr 1	REV 01	740-031980	163363A02886	SFP+-10G-SR
Xcvr 2	REV 01	740-031980	163363A03082	SFP+-10G-SR
Xcvr 3	REV 01	740-031980	133363A00297	SFP+-10G-SR
PIC 1		BUILTIN	BUILTIN	4x 10GE(LAN) SFP+
Xcvr 0	REV 01	740-031980	163363A02726	SFP+-10G-SR
Xcvr 1	REV 01	740-031980	163363A03050	SFP+-10G-SR
Xcvr 2	REV 01	740-031980	163363A02884	SFP+-10G-SR
Xcvr 3	REV 01	740-031980	163363A03076	SFP+-10G-SR
PIC 2		BUILTIN	BUILTIN	4x 10GE(LAN) SFP+
Xcvr 0	REV 01	740-031980	163363A02581	SFP+-10G-SR
Xcvr 1	REV 01	740-031980	163363A02873	SFP+-10G-SR
Xcvr 2	REV 01	740-031980	163363A02582	SFP+-10G-SR
Xcvr 3	REV 01	740-031980	163363A03083	SFP+-10G-SR
PIC 3		BUILTIN	BUILTIN	4x 10GE(LAN) SFP+
Xcvr 0	REV 01	740-031981	UL70BU6	SFP+-10G-LR
Xcvr 1	REV 01	740-031981	UL50QC6	SFP+-10G-LR
Xcvr 2	REV 01	740-031981	UL708N6	SFP+-10G-LR
Xcvr 3	REV 01	740-031981	UL603KK	SFP+-10G-LR
FPC 9	REV 32	750-028467	ABBN6827	MPC 3D 16x 10GE
CPU	REV 10	711-029089	ABBK6508	AMPC PMB
PIC 0		BUILTIN	BUILTIN	4x 10GE(LAN) SFP+
Xcvr 0	REV 01	740-031980	163363A01688	SFP+-10G-SR
Xcvr 1	REV 01	740-031980	163363A01724	SFP+-10G-SR
Xcvr 2	REV 01	740-031980	163363A01773	SFP+-10G-SR
Xcvr 3	REV 01	740-031980	163363A02593	SFP+-10G-SR
PIC 1		BUILTIN	BUILTIN	4x 10GE(LAN) SFP+
Xcvr 0	REV 01	740-031980	163363A03061	SFP+-10G-SR
Xcvr 1	REV 01	740-031980	163363A03056	SFP+-10G-SR
Xcvr 2	REV 01	740-031980	163363A02669	SFP+-10G-SR
Xcvr 3	REV 01	740-031980	163363A03070	SFP+-10G-SR
PIC 2		BUILTIN	BUILTIN	4x 10GE(LAN) SFP+
Xcvr 0	REV 01	740-031980	163363A02572	SFP+-10G-SR
Xcvr 1	REV 01	740-031980	163363A02697	SFP+-10G-SR
Xcvr 2	REV 01	740-031980	163363A02585	SFP+-10G-SR
Xcvr 3	REV 01	740-031980	163363A03052	SFP+-10G-SR
PIC 3		BUILTIN	BUILTIN	4x 10GE(LAN) SFP+
Xcvr 0	REV 01	740-031980	163363A02591	SFP+-10G-SR
Xcvr 1	REV 01	740-031980	163363A02649	SFP+-10G-SR
Xcvr 2	REV 01	740-031980	163363A02577	SFP+-10G-SR
Xcvr 3	REV 01	740-031980	163363A02698	SFP+-10G-SR
FPC 10	REV 30	750-028467	ABBN0302	MPC 3D 16x 10GE
CPU	REV 10	711-029089	ABBN0495	AMPC PMB
PIC 0		BUILTIN	BUILTIN	4x 10GE(LAN) SFP+
Xcvr 0	REV 01	740-030658	B11F01581	SFP+-10G-USR
Xcvr 1	REV 01	740-030658	B11E01176	SFP+-10G-USR
Xcvr 2	REV 01	740-030658	B11F01251	SFP+-10G-USR
Xcvr 3	REV 01	740-030658	B11E02752	SFP+-10G-USR
PIC 1		BUILTIN	BUILTIN	4x 10GE(LAN) SFP+
Xcvr 0	REV 01	740-030658	B11E00786	SFP+-10G-USR
Xcvr 1	REV 01	740-030658	B11E01020	SFP+-10G-USR
Xcvr 2	REV 01	740-030658	B11E01023	SFP+-10G-USR

Xcvr 3	REV 01	740-030658	B11E02819	SFP+-10G-USR
PIC 2		BUILTIN	BUILTIN	4x 10GE(LAN) SFP+
Xcvr 0	REV 01	740-030658	B11E02812	SFP+-10G-USR
Xcvr 1	REV 01	740-030658	B11D04437	SFP+-10G-USR
Xcvr 2	REV 01	740-030658	B11F01279	SFP+-10G-USR
Xcvr 3	REV 01	740-030658	B11F01333	SFP+-10G-USR
PIC 3		BUILTIN	BUILTIN	4x 10GE(LAN) SFP+
Xcvr 0	REV 01	740-030658	B11E00978	SFP+-10G-USR
Xcvr 1	REV 01	740-030658	B11E01018	SFP+-10G-USR
Xcvr 2	REV 01	740-030658	B11F01784	SFP+-10G-USR
Xcvr 3	REV 01	740-031980	AK80NKP	SFP+-10G-SR
FPC 11	REV 32	750-028467	ABBN6790	MPC 3D 16x 10GE
CPU	REV 10	711-029089	ABBK6515	AMPC PMB
PIC 0		BUILTIN	BUILTIN	4x 10GE(LAN) SFP+
Xcvr 0	REV 01	740-031980	AK80LZM	SFP+-10G-SR
Xcvr 1	REV 01	740-031980	AK80MCC	SFP+-10G-SR
Xcvr 2	REV 01	740-031980	AK80KCM	SFP+-10G-SR
Xcvr 3	REV 01	740-031980	AK80KE0	SFP+-10G-SR
PIC 1		BUILTIN	BUILTIN	4x 10GE(LAN) SFP+
Xcvr 0	REV 01	740-021310	C10F99155	SFP+-10G-LRM
Xcvr 1	REV 01	740-021310	C10F99049	SFP+-10G-LRM
Xcvr 2	REV 01	740-021310	C10F99128	SFP+-10G-LRM
Xcvr 3	REV 01	740-021310	C10F99169	SFP+-10G-LRM
PIC 2		BUILTIN	BUILTIN	4x 10GE(LAN) SFP+
Xcvr 0	REV 01	740-031980	AK80LF3	SFP+-10G-SR
Xcvr 1	REV 01	740-031980	163363A02597	SFP+-10G-SR
Xcvr 2	REV 01	740-031980	163363A03060	SFP+-10G-SR
Xcvr 3	REV 01	740-031980	163363A03057	SFP+-10G-SR
PIC 3		BUILTIN	BUILTIN	4x 10GE(LAN) SFP+
Xcvr 0	REV 01	740-031980	AK80LEX	SFP+-10G-SR
Xcvr 1	REV 01	740-031980	AK80FEU	SFP+-10G-SR
Xcvr 2	REV 01	740-031980	AK80FNM	SFP+-10G-SR
Xcvr 3	REV 01	740-021308	AJQQQ5G	SFP+-10G-SR
FPC 12	REV 30	750-028467	ZM5111	MPC 3D 16x 10GE
CPU	REV 10	711-029089	ZP6607	AMPC PMB
PIC 0		BUILTIN	BUILTIN	4x 10GE(LAN) SFP+
Xcvr 0	REV 01	740-031980	AK80LJA	SFP+-10G-SR
Xcvr 1	REV 01	740-031980	AK80MFZ	SFP+-10G-SR
Xcvr 2	REV 01	740-031980	AK80NKL	SFP+-10G-SR
Xcvr 3	REV 01	740-031980	AK80KF4	SFP+-10G-SR
PIC 1		BUILTIN	BUILTIN	4x 10GE(LAN) SFP+
Xcvr 0	REV 01	740-031980	AK80FBJ	SFP+-10G-SR
Xcvr 1	REV 01	740-031980	AK80MM2	SFP+-10G-SR
Xcvr 2	REV 01	740-031980	AK80LJV	SFP+-10G-SR
Xcvr 3	REV 01	740-031980	AK80NXV	SFP+-10G-SR
PIC 2		BUILTIN	BUILTIN	4x 10GE(LAN) SFP+
Xcvr 0	REV 01	740-031980	AK80N1H	SFP+-10G-SR
Xcvr 1	REV 01	740-031980	AK80NLS	SFP+-10G-SR
Xcvr 2	REV 01	740-031980	AK80FL5	SFP+-10G-SR
Xcvr 3	REV 01	740-031980	AK80NL9	SFP+-10G-SR
PIC 3		BUILTIN	BUILTIN	4x 10GE(LAN) SFP+
Xcvr 0	REV 01	740-031980	AK80NG2	SFP+-10G-SR
Xcvr 1	REV 01	740-031980	AK80KDU	SFP+-10G-SR
Xcvr 2	REV 01	740-031980	AK80MG1	SFP+-10G-SR
Xcvr 3	REV 01	740-031980	AK80MM0	SFP+-10G-SR
FPC 13	REV 30	750-028467	ABBN0208	MPC 3D 16x 10GE
CPU	REV 10	711-029089	ABB11084	AMPC PMB
PIC 0		BUILTIN	BUILTIN	4x 10GE(LAN) SFP+
Xcvr 0	REV 01	740-030658	B11E04745	SFP+-10G-USR
Xcvr 1	REV 01	740-030658	B11F01570	SFP+-10G-USR
Xcvr 2	REV 01	740-030658	B11E04388	SFP+-10G-USR

Xcvr 3	REV 01	740-030658	B11F01439	SFP+-10G-USR
PIC 1		BUILTIN	BUILTIN	4x 10GE(LAN) SFP+
Xcvr 0	REV 01	740-030658	B11E04739	SFP+-10G-USR
Xcvr 1	REV 01	740-030658	B11F01869	SFP+-10G-USR
Xcvr 2	REV 01	740-030658	B11F01675	SFP+-10G-USR
Xcvr 3	REV 01	740-030658	B11F01901	SFP+-10G-USR
PIC 2		BUILTIN	BUILTIN	4x 10GE(LAN) SFP+
Xcvr 0	REV 01	740-030658	B11F01346	SFP+-10G-USR
Xcvr 1	REV 01	740-030658	B11F01288	SFP+-10G-USR
Xcvr 2	REV 01	740-030658	B11F01824	SFP+-10G-USR
Xcvr 3	REV 01	740-030658	B11E04312	SFP+-10G-USR
PIC 3		BUILTIN	BUILTIN	4x 10GE(LAN) SFP+
Xcvr 0	REV 01	740-030658	B11E02811	SFP+-10G-USR
Xcvr 1	REV 01	740-030658	B11E03847	SFP+-10G-USR
Xcvr 2	REV 01	740-030658	B11F01495	SFP+-10G-USR
Xcvr 3	REV 01	740-030658	B11F01265	SFP+-10G-USR
FPC 14	REV 23	750-028467	YN2977	MPC 3D 16x 10GE
CPU	REV 10	711-029089	YP1856	AMPC PMB
PIC 0		BUILTIN	BUILTIN	4x 10GE(LAN) SFP+
Xcvr 0	REV 01	740-031980	183363A00875	SFP+-10G-SR
Xcvr 1	REV 01	740-031980	183363A00851	SFP+-10G-SR
Xcvr 2	REV 01	740-031980	183363A00772	SFP+-10G-SR
Xcvr 3	REV 01	740-031980	183363A00882	SFP+-10G-SR
PIC 1		BUILTIN	BUILTIN	4x 10GE(LAN) SFP+
Xcvr 0	REV 01	740-031980	183363A00735	SFP+-10G-SR
Xcvr 1	REV 01	740-031980	183363A00169	SFP+-10G-SR
Xcvr 2	REV 01	740-031980	183363A00726	SFP+-10G-SR
Xcvr 3	REV 01	740-031980	183363A00077	SFP+-10G-SR
PIC 2		BUILTIN	BUILTIN	4x 10GE(LAN) SFP+
Xcvr 0	REV 01	740-031980	183363A00168	SFP+-10G-SR
Xcvr 1	REV 01	740-031980	183363A00676	SFP+-10G-SR
Xcvr 2	REV 01	740-031980	183363A00732	SFP+-10G-SR
Xcvr 3	REV 01	740-031980	183363A00091	SFP+-10G-SR
PIC 3		BUILTIN	BUILTIN	4x 10GE(LAN) SFP+
Xcvr 0	REV 01	740-031980	183363A00725	SFP+-10G-SR
Xcvr 1	REV 01	740-031980	183363A00642	SFP+-10G-SR
Xcvr 2	REV 01	740-031980	183363A00871	SFP+-10G-SR
Xcvr 3	REV 01	740-031980	183363A00853	SFP+-10G-SR
FPC 15	REV 32	750-028467	ABBN6798	MPC 3D 16x 10GE
CPU	REV 10	711-029089	ABBN6556	AMPC PMB
PIC 0		BUILTIN	BUILTIN	4x 10GE(LAN) SFP+
Xcvr 0	REV 01	740-021308	9ZDZ06A00055	SFP+-10G-SR
Xcvr 1	REV 01	740-031980	183363A00239	SFP+-10G-SR
Xcvr 2	REV 01	740-021308	AD0915E003K	SFP+-10G-SR
Xcvr 3	REV 01	740-021308	AD0915E003A	SFP+-10G-SR
PIC 1		BUILTIN	BUILTIN	4x 10GE(LAN) SFP+
Xcvr 0	REV 01	740-031980	AK80MRC	SFP+-10G-SR
Xcvr 1	REV 01	740-031980	AK80NL5	SFP+-10G-SR
Xcvr 2	REV 01	740-031980	AK80NKN	SFP+-10G-SR
Xcvr 3	REV 01	740-031980	AK80N3U	SFP+-10G-SR
PIC 2		BUILTIN	BUILTIN	4x 10GE(LAN) SFP+
Xcvr 0	REV 01	740-031980	AK80N1T	SFP+-10G-SR
Xcvr 1	REV 01	740-031980	AJ808DJ	SFP+-10G-SR
Xcvr 2	REV 01	740-031980	AK80NG4	SFP+-10G-SR
Xcvr 3	REV 01	740-031980	AK80FND	SFP+-10G-SR
PIC 3		BUILTIN	BUILTIN	4x 10GE(LAN) SFP+
Xcvr 0	REV 01	740-031980	AK80FKQ	SFP+-10G-SR
Xcvr 1	REV 01	740-031980	AK80NLT	SFP+-10G-SR
Xcvr 2	REV 01	740-031980	AK80NKR	SFP+-10G-SR
Xcvr 3	REV 01	740-031980	AK80LKM	SFP+-10G-SR
FPC 16	REV 30	750-028467	ABBN0270	MPC 3D 16x 10GE

CPU	REV 10	711-029089	ABBJ0966	AMPC PMB
PIC 0		BUILTIN	BUILTIN	4x 10GE(LAN) SFP+
Xcvr 0	REV 01	740-031980	AK80NL1	SFP+-10G-SR
Xcvr 1	REV 01	740-031980	AK80NXW	SFP+-10G-SR
Xcvr 2	REV 01	740-031980	AK80KD2	SFP+-10G-SR
Xcvr 3	REV 01	740-031980	AK80FMD	SFP+-10G-SR
PIC 1		BUILTIN	BUILTIN	4x 10GE(LAN) SFP+
Xcvr 0	REV 01	740-031980	AK80NKQ	SFP+-10G-SR
Xcvr 1	REV 01	740-031980	AK80MGH	SFP+-10G-SR
Xcvr 2	REV 01	740-031980	AK80N38	SFP+-10G-SR
Xcvr 3	REV 01	740-031980	AK80NL7	SFP+-10G-SR
PIC 2		BUILTIN	BUILTIN	4x 10GE(LAN) SFP+
Xcvr 0	REV 01	740-031980	AK80M5J	SFP+-10G-SR
Xcvr 1	REV 01	740-031980	AK80NKD	SFP+-10G-SR
Xcvr 2	REV 01	740-031980	AK80KCY	SFP+-10G-SR
Xcvr 3	REV 01	740-031980	AK80LHK	SFP+-10G-SR
PIC 3		BUILTIN	BUILTIN	4x 10GE(LAN) SFP+
Xcvr 0	REV 01	740-031980	AK80LEL	SFP+-10G-SR
Xcvr 1	REV 01	740-031980	AK80MBE	SFP+-10G-SR
Xcvr 2	REV 01	740-031980	AK80NLG	SFP+-10G-SR
Xcvr 3	REV 01	740-031980	AK80LFH	SFP+-10G-SR
FPC 17	REV 32	750-028467	ABBN6796	MPC 3D 16x 10GE
CPU	REV 10	711-029089	ABBN7259	AMPC PMB
PIC 0		BUILTIN	BUILTIN	4x 10GE(LAN) SFP+
Xcvr 0	REV 01	740-031980	B11K01856	SFP+-10G-SR
Xcvr 1	REV 01	740-031980	B11K01853	SFP+-10G-SR
Xcvr 2	REV 01	740-031980	B11K01863	SFP+-10G-SR
Xcvr 3	REV 01	740-031980	163363A02863	SFP+-10G-SR
PIC 1		BUILTIN	BUILTIN	4x 10GE(LAN) SFP+
Xcvr 0	REV 01	740-031980	163363A02668	SFP+-10G-SR
Xcvr 1	REV 01	740-031980	163363A02881	SFP+-10G-SR
Xcvr 2	REV 01	740-031980	163363A01671	SFP+-10G-SR
Xcvr 3	REV 01	740-031980	163363A02627	SFP+-10G-SR
PIC 2		BUILTIN	BUILTIN	4x 10GE(LAN) SFP+
Xcvr 0	REV 01	740-031980	163363A02725	SFP+-10G-SR
Xcvr 1	REV 01	740-031980	163363A02692	SFP+-10G-SR
Xcvr 2	REV 01	740-031980	163363A02730	SFP+-10G-SR
Xcvr 3	REV 01	740-031980	163363A03081	SFP+-10G-SR
PIC 3		BUILTIN	BUILTIN	4x 10GE(LAN) SFP+
Xcvr 0	REV 01	740-031980	163363A02736	SFP+-10G-SR
Xcvr 1	REV 01	740-031980	163363A02568	SFP+-10G-SR
Xcvr 2	REV 01	740-031980	163363A02747	SFP+-10G-SR
Xcvr 3	REV 01	740-031980	163363A02579	SFP+-10G-SR
FPC 18	REV 30	750-028467	ABBN0281	MPC 3D 16x 10GE
CPU	REV 10	711-029089	ABBN0526	AMPC PMB
PIC 0		BUILTIN	BUILTIN	4x 10GE(LAN) SFP+
Xcvr 0	REV 01	740-030658	B11F01326	SFP+-10G-USR
Xcvr 1	REV 01	740-030658	B11E03973	SFP+-10G-USR
Xcvr 2	REV 01	740-030658	B11E00950	SFP+-10G-USR
Xcvr 3	REV 01	740-030658	B11E00674	SFP+-10G-USR
PIC 1		BUILTIN	BUILTIN	4x 10GE(LAN) SFP+
Xcvr 0	REV 01	740-030658	B11E00775	SFP+-10G-USR
Xcvr 1	REV 01	740-030658	B11E04461	SFP+-10G-USR
Xcvr 2	REV 01	740-030658	B11E01074	SFP+-10G-USR
Xcvr 3	REV 01	740-030658	B11E02821	SFP+-10G-USR
PIC 2		BUILTIN	BUILTIN	4x 10GE(LAN) SFP+
Xcvr 0	REV 01	740-030658	B11E04501	SFP+-10G-USR
Xcvr 1	REV 01	740-030658	B11E00757	SFP+-10G-USR
Xcvr 2	REV 01	740-030658	B11F01623	SFP+-10G-USR
Xcvr 3	REV 01	740-030658	B11E01022	SFP+-10G-USR
PIC 3		BUILTIN	BUILTIN	4x 10GE(LAN) SFP+

Xcvr 0	REV 01	740-030658	B11E04359	SFP+-10G-USR
Xcvr 1	REV 01	740-030658	B11E02751	SFP+-10G-USR
Xcvr 2	REV 01	740-030658	B11E02736	SFP+-10G-USR
Xcvr 3	REV 01	740-030658	B11E01178	SFP+-10G-USR
FPC 19	REV 32	750-028467	ABBN6813	MPC 3D 16x 10GE
CPU	REV 10	711-029089	ABBK6542	AMPC PMB
PIC 0		BUILTIN	BUILTIN	4x 10GE(LAN) SFP+
Xcvr 0	REV 01	740-031980	AK80NA3	SFP+-10G-SR
Xcvr 1	REV 01	740-031980	AK80NLF	SFP+-10G-SR
Xcvr 2	REV 01	740-031980	AK80MRH	SFP+-10G-SR
Xcvr 3	REV 01	740-031980	AK80KE4	SFP+-10G-SR
PIC 1		BUILTIN	BUILTIN	4x 10GE(LAN) SFP+
Xcvr 0	REV 01	740-021308	973152A00030	SFP+-10G-SR
Xcvr 1	REV 01	740-031980	AK80L9H	SFP+-10G-SR
Xcvr 2	REV 01	740-031980	AK80ME8	SFP+-10G-SR
Xcvr 3	REV 01	740-031980	AK80NLR	SFP+-10G-SR
PIC 2		BUILTIN	BUILTIN	4x 10GE(LAN) SFP+
Xcvr 0	REV 01	740-031980	AK80NG1	SFP+-10G-SR
Xcvr 1	REV 01	740-031980	AK80MCA	SFP+-10G-SR
Xcvr 2	REV 01	740-031980	AK80LFC	SFP+-10G-SR
Xcvr 3	REV 01	740-031980	AK80LEM	SFP+-10G-SR
PIC 3		BUILTIN	BUILTIN	4x 10GE(LAN) SFP+
Xcvr 0	REV 01	740-031980	AK80N9X	SFP+-10G-SR
Xcvr 1	REV 01	740-031980	AK80LAC	SFP+-10G-SR
Xcvr 2	REV 01	740-031980	AK80LFC	SFP+-10G-SR
Xcvr 3	REV 01	740-031980	AK80N8T	SFP+-10G-SR
ADC 0	REV 13	750-043596	ABBX5561	Adapter Card
ADC 1	REV 13	750-043596	ABBX5546	Adapter Card
ADC 2	REV 13	750-043596	ABBX5535	Adapter Card
ADC 3	REV 13	750-043596	ABBX5552	Adapter Card
ADC 4	REV 13	750-043596	ABBX5581	Adapter Card
ADC 5	REV 13	750-043596	ABBX5545	Adapter Card
ADC 6	REV 13	750-043596	ABBX5554	Adapter Card
ADC 7	REV 07	750-043596	ABBV7194	Adapter Card
ADC 8	REV 07	750-043596	ABBV7251	Adapter Card
ADC 9	REV 07	750-043596	ABBV7202	Adapter Card
ADC 10	REV 13	750-043596	ABBX5579	Adapter Card
ADC 11	REV 13	750-043596	ABBX5548	Adapter Card
ADC 12	REV 13	750-043596	ABBX5575	Adapter Card
ADC 13	REV 13	750-043596	ABBX5539	Adapter Card
ADC 14	REV 13	750-043596	ABBX5555	Adapter Card
ADC 15	REV 13	750-043596	ABBX5557	Adapter Card
ADC 16	REV 13	750-043596	ABBX5536	Adapter Card
ADC 17	REV 13	750-043596	ABBX5559	Adapter Card
ADC 18	REV 13	750-043596	ABBX5537	Adapter Card
ADC 19	REV 11	750-043596	ABBW5685	Adapter Card
Fan Tray 0	REV 04	760-046960	ACAY0090	172mm FanTray - 6 Fans
Fan Tray 1	REV 04	760-046960	ACAY0088	172mm FanTray - 6 Fans
Fan Tray 2	REV 04	760-046960	ACAY0089	172mm FanTray - 6 Fans
Fan Tray 3	REV 04	760-046960	ACAY0108	172mm FanTray - 6 Fans

show chassis hardware
models (MX2020
Router)

user@host > show chassis hardware models

Hardware inventory:

Item	Version	Part number	Serial number	FRU model number
Midplane	REV 27	750-040240	ABAB9384	750-040240
FPM Board	REV 06	760-040242	ABBT8837	760-040242
PSM 0	REV 01	740-045050	1E02224006G	MX2000-PSM-HC-DC-S-A
PSM 1	REV 01	740-045050	1E022240053	MX2000-PSM-HC-DC-S-A
PSM 2	REV 01	740-045050	1E02224004K	MX2000-PSM-HC-DC-S-A
PSM 3	REV 01	740-045050	1E022240056	MX2000-PSM-HC-DC-S-A
PSM 4	REV 01	740-045050	1E022240054	MX2000-PSM-HC-DC-S-A

PSM 5	REV 01	740-045050	1E02224005H	MX2000-PSM-HC-DC-S-A
PSM 6	REV 01	740-045050	1E02224006S	MX2000-PSM-HC-DC-S-A
PSM 7	REV 01	740-045050	1E02224005M	MX2000-PSM-HC-DC-S-A
PSM 8	REV 01	740-045050	1E022240062	MX2000-PSM-HC-DC-S-A
PSM 9	REV 03	740-045050	1EDB2350095	MX2000-PSM-DC-S-A
PSM 10	REV 03	740-045050	1EDB235009L	MX2000-PSM-DC-S-A
PSM 11	REV 03	740-045050	1EDB2350092	MX2000-PSM-DC-S-A
PSM 12	REV 03	740-045050	1EDB23500AT	MX2000-PSM-DC-S-A
PSM 13	REV 03	740-045050	1EDB2350094	MX2000-PSM-DC-S-A
PSM 15	REV 03	740-045050	1EDB235008X	MX2000-PSM-DC-S-A
PDM 0	REV 01	740-045234	1E012150033	
PDM 1	REV 01	740-045234	1E012150027	
PDM 2	REV 01	740-045234	1E262250072	MX2000-PDM-DC-S-A
Routing Engine 0	REV 02	740-041821	9009094138	RE-S-1800X4-16G-S
Routing Engine 1	REV 02	740-041821	9009089709	RE-S-1800X4-16G-S
CB 0	REV 08	750-040257	CAAB3482	750-040257
CB 1	REV 04	750-040257	ZT2864	750-040257
SFB 0	REV 05	711-044466	ABBT2161	MX2000-SFB-S
SFB 1	REV 05	711-044466	ABBT2159	MX2000-SFB-S
SFB 2	REV 05	711-044466	ABBX3718	MX2000-SFB-S
SFB 4	REV 05	711-044466	ABBT2160	MX2000-SFB-S
SFB 5	REV 05	711-044466	ABBT2145	MX2000-SFB-S
SFB 7	REV 05	711-044466	ABBT2163	MX2000-SFB-S
FPC 0	REV 30	750-028467	ABBN0284	MPC-3D-16XGE-SFPP
FPC 1	REV 30	750-028467	ABBN0308	MPC-3D-16XGE-SFPP
FPC 2	REV 30	750-028467	ABBN0316	MPC-3D-16XGE-SFPP
FPC 3	REV 32	750-028467	ABBN6832	MPC-3D-16XGE-SFPP
FPC 4	REV 32	750-028467	ABBN6811	MPC-3D-16XGE-SFPP
FPC 5	REV 32	750-028467	ABBN6791	MPC-3D-16XGE-SFPP
FPC 6	REV 30	750-028467	ABBM4592	MPC-3D-16XGE-SFPP
FPC 7	REV 32	750-028467	ABBN6810	MPC-3D-16XGE-SFPP
FPC 8	REV 30	750-028467	ABBM4739	MPC-3D-16XGE-SFPP
FPC 9	REV 32	750-028467	ABBN6827	MPC-3D-16XGE-SFPP
FPC 10	REV 30	750-028467	ABBN0302	MPC-3D-16XGE-SFPP
FPC 11	REV 32	750-028467	ABBN6790	MPC-3D-16XGE-SFPP
FPC 12	REV 30	750-028467	ZM5111	MPC-3D-16XGE-SFPP
FPC 13	REV 30	750-028467	ABBN0208	MPC-3D-16XGE-SFPP
FPC 14	REV 23	750-028467	YN2977	MPC-3D-16XGE-SFPP
FPC 15	REV 32	750-028467	ABBN6798	MPC-3D-16XGE-SFPP
FPC 16	REV 30	750-028467	ABBN0270	MPC-3D-16XGE-SFPP
FPC 17	REV 32	750-028467	ABBN6796	MPC-3D-16XGE-SFPP
FPC 18	REV 30	750-028467	ABBN0281	MPC-3D-16XGE-SFPP
FPC 19	REV 32	750-028467	ABBN6813	MPC-3D-16XGE-SFPP
ADC 0	REV 13	750-043596	ABBX5561	PROTO-ASSEMBLY
ADC 1	REV 13	750-043596	ABBX5546	PROTO-ASSEMBLY
ADC 2	REV 13	750-043596	ABBX5535	MX2000-LC-ADAPTER
ADC 3	REV 13	750-043596	ABBX5552	MX2000-LC-ADAPTER
ADC 4	REV 13	750-043596	ABBX5581	MX2000-LC-ADAPTER
ADC 5	REV 13	750-043596	ABBX5545	PROTO-ASSEMBLY
ADC 6	REV 13	750-043596	ABBX5554	PROTO-ASSEMBLY
ADC 7	REV 07	750-043596	ABBV7194	MX2000-LC-ADAPTER
ADC 8	REV 07	750-043596	ABBV7251	MX2000-LC-ADAPTER
ADC 9	REV 07	750-043596	ABBV7202	MX2000-LC-ADAPTER
ADC 10	REV 13	750-043596	ABBX5579	MX2000-LC-ADAPTER
ADC 12	REV 13	750-043596	ABBX5575	MX2000-LC-ADAPTER
ADC 13	REV 13	750-043596	ABBX5539	PROTO-ASSEMBLY
ADC 14	REV 13	750-043596	ABBX5555	PROTO-ASSEMBLY
ADC 15	REV 13	750-043596	ABBX5557	MX2000-LC-ADAPTER
ADC 16	REV 13	750-043596	ABBX5536	PROTO-ASSEMBLY
ADC 17	REV 13	750-043596	ABBX5559	PROTO-ASSEMBLY
ADC 18	REV 13	750-043596	ABBX5537	PROTO-ASSEMBLY

ADC 19	REV 11	750-043596	ABBW5685	PROTO-ASSEMBLY
Fan Tray 0	REV 04	760-046960	ACAY0090	
Fan Tray 1	REV 04	760-046960	ACAY0088	
Fan Tray 2	REV 04	760-046960	ACAY0089	
Fan Tray 3	REV 04	760-046960	ACAY0108	

show chassis hardware clei-models (MX2020 Router)

```
user@ host > show chassis hardware clei-models
```

```
Hardware inventory:
```

Item	Version	Part number	CLEI code	FRU model number
Midplane	REV 27	750-040240	PROTOXCLEI	750-040240
FPM Board	REV 06	760-040242	PROTOXCLEI	760-040242
PSM 0	REV 01	740-045050	IPUPAJMKAA	MX2000-PSM-HC-DC-S-A
PSM 1	REV 01	740-045050	IPUPAJMKAA	MX2000-PSM-HC-DC-S-A
PSM 2	REV 01	740-045050	IPUPAJMKAA	MX2000-PSM-HC-DC-S-A
PSM 3	REV 01	740-045050	IPUPAJMKAA	MX2000-PSM-HC-DC-S-A
PSM 4	REV 01	740-045050	IPUPAJMKAA	MX2000-PSM-HC-DC-S-A
PSM 5	REV 01	740-045050	IPUPAJMKAA	MX2000-PSM-HC-DC-S-A
PSM 6	REV 01	740-045050	IPUPAJMKAA	MX2000-PSM-HC-DC-S-A
PSM 7	REV 01	740-045050	IPUPAJMKAA	MX2000-PSM-HC-DC-S-A
PSM 8	REV 01	740-045050	IPUPAJMKAA	MX2000-PSM-HC-DC-S-A
PSM 9	REV 03	740-045050	IPUPAJMKAA	MX2000-PSM-DC-S-A
PSM 10	REV 03	740-045050	IPUPAJMKAA	MX2000-PSM-DC-S-A
PSM 11	REV 03	740-045050	IPUPAJMKAA	MX2000-PSM-DC-S-A
PSM 12	REV 03	740-045050	IPUPAJMKAA	MX2000-PSM-DC-S-A
PSM 13	REV 03	740-045050	IPUPAJMKAA	MX2000-PSM-DC-S-A
PSM 15	REV 03	740-045050	IPUPAJMKAA	MX2000-PSM-DC-S-A
PDM 0	REV 01	740-045234		
PDM 1	REV 01	740-045234		
PDM 2	REV 01	740-045234	IPUPAJSKAA	MX2000-PDM-DC-S-A
Routing Engine 0	REV 02	740-041821		RE-S-1800X4-16G-S
Routing Engine 1	REV 02	740-041821		RE-S-1800X4-16G-S
CB 0	REV 08	750-040257	PROTOXCLEI	750-040257
CB 1	REV 04	750-040257	PROTOXCLEI	750-040257
SFB 0	REV 05	711-044466	IPUCBA6CAA	MX2000-SFB-S
SFB 1	REV 05	711-044466	IPUCBA6CAA	MX2000-SFB-S
SFB 2	REV 05	711-044466	IPUCBA6CAA	MX2000-SFB-S
SFB 4	REV 05	711-044466	IPUCBA6CAA	MX2000-SFB-S
SFB 5	REV 05	711-044466	IPUCBA6CAA	MX2000-SFB-S
SFB 7	REV 05	711-044466	IPUCBA6CAA	MX2000-SFB-S
FPC 0	REV 30	750-028467		MPC-3D-16XGE-SFPP
FPC 1	REV 30	750-028467		MPC-3D-16XGE-SFPP
FPC 2	REV 30	750-028467		MPC-3D-16XGE-SFPP
FPC 3	REV 32	750-028467		MPC-3D-16XGE-SFPP
FPC 4	REV 32	750-028467		MPC-3D-16XGE-SFPP
FPC 5	REV 32	750-028467		MPC-3D-16XGE-SFPP
FPC 6	REV 30	750-028467		MPC-3D-16XGE-SFPP
FPC 7	REV 32	750-028467		MPC-3D-16XGE-SFPP
FPC 8	REV 30	750-028467		MPC-3D-16XGE-SFPP
FPC 9	REV 32	750-028467		MPC-3D-16XGE-SFPP
FPC 10	REV 30	750-028467		MPC-3D-16XGE-SFPP
FPC 11	REV 32	750-028467		MPC-3D-16XGE-SFPP
FPC 12	REV 30	750-028467		MPC-3D-16XGE-SFPP
FPC 13	REV 30	750-028467		MPC-3D-16XGE-SFPP
FPC 14	REV 23	750-028467		MPC-3D-16XGE-SFPP
FPC 15	REV 32	750-028467		MPC-3D-16XGE-SFPP
FPC 16	REV 30	750-028467		MPC-3D-16XGE-SFPP
FPC 17	REV 32	750-028467		MPC-3D-16XGE-SFPP
FPC 18	REV 30	750-028467		MPC-3D-16XGE-SFPP
FPC 19	REV 32	750-028467		MPC-3D-16XGE-SFPP
ADC 0	REV 13	750-043596	PROTOXCLEI	PROTO-ASSEMBLY
ADC 1	REV 13	750-043596	PROTOXCLEI	PROTO-ASSEMBLY

ADC 2	REV 13	750-043596	IPUCBA8CAA	MX2000-LC-ADAPTER
ADC 3	REV 13	750-043596	IPUCBA8CAA	MX2000-LC-ADAPTER
ADC 4	REV 13	750-043596	IPUCBA8CAA	MX2000-LC-ADAPTER
ADC 5	REV 13	750-043596	PROTOXCLEI	PROTO-ASSEMBLY
ADC 6	REV 13	750-043596	PROTOXCLEI	PROTO-ASSEMBLY
ADC 7	REV 07	750-043596	PROTOXCLEI	MX2000-LC-ADAPTER
ADC 8	REV 07	750-043596	PROTOXCLEI	MX2000-LC-ADAPTER
ADC 9	REV 07	750-043596	PROTOXCLEI	MX2000-LC-ADAPTER
ADC 10	REV 13	750-043596	IPUCBA8CAA	MX2000-LC-ADAPTER
ADC 12	REV 13	750-043596	IPUCBA8CAA	MX2000-LC-ADAPTER
ADC 13	REV 13	750-043596	PROTOXCLEI	PROTO-ASSEMBLY
ADC 14	REV 13	750-043596	PROTOXCLEI	PROTO-ASSEMBLY
ADC 15	REV 13	750-043596	IPUCBA8CAA	MX2000-LC-ADAPTER
ADC 16	REV 13	750-043596	PROTOXCLEI	PROTO-ASSEMBLY
ADC 17	REV 13	750-043596	PROTOXCLEI	PROTO-ASSEMBLY
ADC 18	REV 13	750-043596	PROTOXCLEI	PROTO-ASSEMBLY
ADC 19	REV 11	750-043596	PROTOXCLEI	PROTO-ASSEMBLY
Fan Tray 0	REV 04	760-046960		
Fan Tray 1	REV 04	760-046960		
Fan Tray 2	REV 04	760-046960		
Fan Tray 3	REV 04	760-046960		

show chassis hardware (MX Series routers with ATM MIC)

```
user@host> show chassis hardware
```

```
Hardware inventory:
```

Item	Version	Part number	Serial number	Description
Chassis			JN115736EAF	MX240
Midplane	REV 07	760-021404	ABAA5038	MX240 Backplane
FPM Board	REV 03	760-021392	ABBA2758	Front Panel Display
PEM 0	Rev 01	740-022697	QCS0937C07K	PS 1.2-1.7kW; 100-240V
AC in				
PEM 1	Rev 01	740-022697	QCS0939C04X	PS 1.2-1.7kW; 100-240V
AC in				
PEM 2	Rev 01	740-022697	QCS0937C06B	PS 1.2-1.7kW; 100-240V
AC in				
PEM 3	Rev 01	740-022697	QCS0937C07U	PS 1.2-1.7kW; 100-240V
AC in				
Routing Engine 0	REV 12	740-013063	9009042291	RE-S-2000
Routing Engine 1	REV 12	740-013063	9009042266	RE-S-2000
CB 0	REV 06	710-021523	ABBC1435	MX SCB
CB 1	REV 06	710-021523	ABBC1497	MX SCB
FPC 2	REV 14	750-031088	YH8446	MPC Type 2 3D Q
CPU	REV 06	711-030884	YH9612	MPC PMB 2G
MIC 0				
MIC 1	REV 10	750-036132	ZP7062	2xOC12/8xOC3 CC-CE
PIC 2		BUILTIN	BUILTIN	2xOC12/8xOC3 CC-CE
Xcvr 0		NON-JNPR	23393-00492	UNKNOWN
Xcvr 1		NON-JNPR	23393-00500	UNKNOWN
Xcvr 2		NON-JNPR	23393-00912	UNKNOWN
Xcvr 3	REV 01	740-015638	22216-00575	Load SFP
Xcvr 4	REV 01	740-015638	24145-00110	Load SFP
Xcvr 5	REV 01	740-015638	24145-00016	Load SFP
Xcvr 6	REV 01	740-015638	24145-00175	Load SFP
Xcvr 7		NON-JNPR	23393-00627	UNKNOWN
QXM 0	REV 05	711-028408	YF4681	MPC QXM
QXM 1	REV 05	711-028408	YF4817	MPC QXM
Fan Tray 0	REV 01	710-021113	XL3645	MX240 Fan Tray

show chassis hardware

(MX240, MX480,
MX960 routers with
Application Services
Modular Line Card)

user@host>show chassis hardware

Hardware inventory:

Item	Version	Part number	Serial number	Description
Chassis			JN11D969BAFA	MX960
Midplane	REV 03	710-013698	ACAA2362	MX960 Backplane
FPM Board	REV 03	710-014974	ZR0639	Front Panel Display
PDM	Rev 03	740-013110	QCS152250SX	Power Distribution Module
PEM 0	Rev 10	740-013683	QCS1512718W	DC Power Entry Module
PEM 1	Rev 10	740-013683	QCS1512702Y	DC Power Entry Module
Routing Engine 0	REV 15	740-013063	9012024667	RE-S-2000
Routing Engine 1	REV 15	740-013063	9012024649	RE-S-2000
CB 0	REV 14	750-031391	ZJ7749	Enhanced MX SCB
CB 1	REV 14	750-031391	ZJ7750	Enhanced MX SCB
CB 2	REV 14	750-031391	ZY9233	Enhanced MX SCB
FPC 0	REV 17	750-031089	YR7434	MPC Type 2 3D
CPU				
FPC 1	REV 11	750-037207	ZW9727	AS-MCC
CPU	REV 04	711-038173	ZW4817	AS-MCC-PMB
MIC 0	REV 01	750-037214	ZH3764	AS-MSC
PIC 0		BUILTIN	BUILTIN	AS-MSC
MIC 1	REV 01	711-028408	JZ9200	AS-MXC
PIC 2		BUILTIN	BUILTIN	AS-MXC
FPC 4	REV 30	750-028467	ABBN0232	MPC 3D 16x 10GE
CPU				
FPC 5	REV 04	750-037207	ZK9074	AS-MCC
CPU				
Fan Tray 0	REV 05	740-014971	VT5683	Fan Tray
Fan Tray 1	REV 05	740-014971	VT5684	Fan Tray

show chassis hardware
extensive (MX240,
MX480, MX960
routers with

user@host> show chassis hardware extensive

ID: AS-MCC

FRU Model Number: 750-037207

Board Information Record:

Address 0x00: ff ff ff ff ff ff ff ff ff ff ff ff ff ff ff I2C Hex Data:

Application Services Modular Line Card)

```

Address 0x00: 7f b0 02 ff 0b 37 01 0b 52 45 56 20 31 31 00 00
Address 0x10: 00 00 00 00 37 35 30 2d 30 33 37 32 30 37 00 00
Address 0x20: 53 2f 4e 20 5a 57 39 37 32 37 00 00 00 11 02 07
Address 0x30: dc ff ff ff ff ff ff ff ff ff ff ff ff ff ff
Address 0x40: ff ff ff ff 01 50 52 4f 54 4f 58 43 4c 45 49 37
Address 0x50: 35 30 2d 30 33 37 32 30 37 00 00 00 00 00 00 00
Address 0x60: 00 00 00 00 00 00 31 31 00 ff ff ff ff ff ff ff
Address 0x70: ff ff ff 5e ff ff ff ff ff ff ff ff ff ff ff ff
CPU          REV 04    711-038173    ZW4817          AS-MCC-PMB
Jedec Code:  0x7fb0          EEPROM Version:  0x02
P/N:         711-038173      S/N:             S/N ZW4817
Assembly ID: 0x0b38          Assembly Version: 01.04
Date:        12-30-2011      Assembly Flags:  0x00
Version:     REV 04
ID: AS-MCC-PMB
Board Information Record:
Address 0x00: ff ff ff ff ff ff ff ff ff ff ff ff ff ff ff I2C Hex Data:
Address 0x00: 7f b0 02 ff 0b 38 01 04 52 45 56 20 30 34 00 00
Address 0x10: 00 00 00 00 37 31 31 2d 30 33 38 31 37 33 00 00
Address 0x20: 53 2f 4e 20 5a 57 34 38 31 37 00 00 00 1e 0c 07
Address 0x30: db ff ff ff ff ff ff ff ff ff ff ff ff ff ff
Address 0x40: ff ff ff ff 00 50 52 4f 54 4f 58 43 4c 45 49 37
Address 0x50: 31 31 2d 30 33 38 31 37 33 00 00 00 00 00 00 00
Address 0x60: 00 00 00 00 00 00 30 34 00 ff ff ff ff ff ff ff
Address 0x70: ff ff ff 60 00 00 00 00 00 00 00 00 00 00 00 00
MIC 0          REV 01    750-037214    ZH3764          AS-MSC
Jedec Code:  0x7fb0          EEPROM Version:  0x02
P/N:         750-037214      S/N:             S/N ZH3764
Assembly ID: 0x0a44          Assembly Version: 01.01
Date:        07-04-2011      Assembly Flags:  0x00
Version:     REV 01
ID: AS-MSC
Board Information Record:
Address 0x00: ff ff ff ff ff ff ff ff ff ff ff ff ff ff ff I2C Hex Data:
Address 0x00: 7f b0 02 ff 0a 44 01 01 52 45 56 20 30 31 00 00
Address 0x10: 00 00 00 00 37 35 30 2d 30 33 37 32 31 34 00 00
Address 0x20: 53 2f 4e 20 5a 48 33 37 36 34 00 00 00 04 07 07
Address 0x30: db ff ff ff ff ff ff ff ff ff ff ff ff ff ff
Address 0x40: ff ff ff ff 00 00 00 00 00 00 00 00 00 00 00 00
Address 0x50: 00 00 00 00 00 00 00 00 00 00 00 00 00 00 00 00
Address 0x60: 00 00 00 00 00 00 00 00 ff ff ff ff ff ff ff ff
Address 0x70: ff ff ff f6 c0 03 e1 bc 00 00 00 00 00 00 00 00
PIC 0          BUILTIN    BUILTIN          AS-MSC
FPC 4          REV 30    750-028467    ABBN0232        MPC 3D 16x 10GE
Jedec Code:  0x7fb0          EEPROM Version:  0x01

```

show chassis hardware (T320 Router)

```
user@host> show chassis hardware
```

```
Hardware inventory:
```

Item	Version	Part number	Serial number	Description
Chassis			19093	T320
Midplane	REV 04	710-004339	BC1436	T320 Backplane
FPM GBUS	REV 03	710-004461	BC1407	T320 FPM Board
FPM Display	REV 04	710-002897	BE0763	FPM Display
CIP	REV 05	710-002895	BB2311	T Series CIP
PEM 0	Rev 01	740-004359	NB12546	Power Entry Module
SCG 0	REV 06	710-004455	AY4522	T320 Sonet
Clock Gen.				
Routing Engine 0				unknown
CB 0	REV 13	710-002728	BC1577	T Series
Control Board				
CB 1	REV 13	710-002728	BC1595	T Series

Control Board				
FPC 1	REV 09	710-007531	HS1572	FPC Type 2
CPU	REV 15	710-001726	HR8763	FPC CPU
PIC 0	REV 01	750-010618	CB5579	4x G/E SFP,
1000 BASE				
SFP 0	REV 01	740-007326	P5809Z1	SFP-SX
SFP 1	REV 01	740-007326	P4Q10XU	SFP-SX
SFP 2		NON-JNPR	RA45020031	SFP-SX
SFP 3		NON-JNPR	RA45020032	SFP-SX
PIC 1	REV 01	750-010618	CD9587	4x G/E SFP,
1000 BASE				
SFP 0		NON-JNPR	P5A08QZ	SFP-T
SFP 1	REV 01	740-007326	P4Q133K	SFP-SX
SFP 2	REV 01	740-007326	P5809YY	SFP-SX
SFP 3	REV 01	740-007327	4C81704	SFP-LX
MMB 1	REV 03	710-005555	HR9401	MMB-288mbit
PPB 0	REV 04	710-003758	HR2886	PPB Type 2
FPC 2	REV 07	710-005860	HP2392	FPC Type 1
CPU	REV 14	710-001726	HP7797	FPC CPU
PIC 0	REV 02	750-007643	HM0853	1x G/E QPP,
1000 BASE				
SFP 0	REV 01	740-007326	P11E9JJ	SFP-SX
MMB 1	REV 02	710-005555	HN2379	MMB-288mbit
PPB 0	REV 04	710-003758	HP8092	PPB Type 2
FPC 3	REV 07	710-005860	HP2393	FPC Type 1
CPU	REV 14	710-001726	HP0968	FPC CPU
PIC 0	REV 01	750-010240	CB5363	1x G/E SFP,
1000 BASE				
SFP 0	REV 01	740-007326	P4R0PNH	SFP-SX
PIC 1	REV 03	750-003034	HD2832	4x OC-3 SONET,
SMIR				
MMB 1	REV 02	710-005555	HN6307	MMB-288mbit
PPB 0	REV 04	710-003758	HP5051	PPB Type 2
FPC 4	REV 01	710-010845	JD3872	FPC Type 4
CPU	REV 02	710-011481	JB6042	FPC CPU
5	REV 01	710-005802	BC1566	FPC Type 2
CPU	REV 09	710-001726	AY4922	FPC CPU
PIC 0	REV 02	750-008155	BE2114	2x G/E QPP,
1000 BASE				
SFP 0	REV 01	740-007326	P4R0PMQ	SFP-SX
SFP 1	REV 01	740-007326	P4R0PN9	SFP-SX
PIC 1	REV 01	750-008155	BE2116	2x G/E QPP,
1000 BASE				
SFP 0	REV 01	740-007326	P4R0PNZ	SFP-SX
SFP 1		NON-JNPR	2908	SFP-T
MMB 1	REV 01	710-005555	AZ2246	MMB-288mbit
PPB 0	REV 03	710-003758	AY4839	PPB Type 2
FPC 7	REV 01	710-005803	AZ2123	FPC Type 3
...				

show chassis hardware (T640 Router)

```
user@host> show chassis hardware
```

```
Hardware inventory:
```

Item	Version	Part number	Serial number	Description
Chassis			19182	T640
Midplane	REV 04	710-002726	AX5608	T640 Backplane
FPM GBUS	REV 02	710-002901	HE3064	T640 FPM Board
FPM Display	REV 02	710-002897	HE7864	FPM Display
CIP	REV 05	710-002895	HA5024	T Series CIP
PEM 0	Rev 02	740-029522	VH26235	AC PEM 10kw US
PEM 1	Rev 02	740-029522	VH26230	AC PEM 10kw US
SCG 0	REV 03	710-003423	HA4508	T640 Sonet Clock Gen.

Routing Engine 0	REV 02	740-005022	210865700483	RE-3.0 (RE-600)
CB 0	REV 01	710-002728	HD3044	T Series Control Board
FPC 2	REV 04	710-001721	HD5572	FPC Type 3
CPU	REV 06	710-001726	HA4712	FPC CPU
PIC 1	REV 03	750-009567	HV2331	1x 10GE(LAN),XENPAK
SFP 0	REV 01	740-009898	USC202R103	XENPAK-SR
PIC 2	REV 03	750-009567	HV2332	1x 10GE(LAN),XENPAK
SFP 0	REV 01	740-011268	USC202R112	XENPAK-ZR
PIC 3	REV 03	750-009567	HX4416	1x 10GE(LAN),XENPAK
SFP 0	REV 01	740-012056	434TC004	XENPAK-CX4
PIC 4	REV 03	750-009567	HX4420	1x 10GE(LAN),XENPAK
SFP 0	REV 01	740-012058	434TC124	XENPAK-LX4
FPC 5	REV 01	710-013553	JE4839	E2-FPC Type 1
CPU	REV 01	710-013569	JW9163	FPC CPU
PIC 0	REV 01	750-009567	HX4419	1x 10GE(LAN),XENPAK
SFP 0	REV 01	740-009898	USC202RT05	XENPAK-LR
PIC 1	REV 03	750-009567	HN7426	1x 10GE(LAN),XENPAK
SFP 0	REV 01	740-009550	03L90051	XENPAK-ER
PIC 2	REV 03	750-009467	HT7423	1x 10GE(LAN),XENPAK
SFP 0		NON-JNPR		UNKNOWN
PIC 3	REV 04	750-005100	AY4850	1x 10GE(LAN),DWDM
FPC 4	REV 01	710-010845	JD3872	FPC Type 4
CPU	REV 02	710-011481	JB6042	FPC CPU
Fan Tray 0				Front Top Fan Tray
Fan Tray 1				Front Bottom Fan Tray
Fan Tray 2				Rear Fan Tray

show chassis hardware models (T640 Router)

```
user@host> show chassis hardware models
```

```
Hardware inventory:
```

Item	Version	Part number	CLEI code	FRU model number
Midplane	REV 04	710-002726		CHAS-BP-T640-S
FPM Display	REV 02	710-002897		CRAFT-T640-S
CIP	REV 05	710-002895		CIP-L-T640-S
PEM 0	Rev 01	740-002595		PWR-T-DC-S
SCG 0	REV 04	710-003423		SCG-T-S
SCG 1	REV 04	710-003423		SCG-T-S
Routing Engine 0	REV 01	740-005022		RE-600-2048-S
Routing Engine 1	REV 07	740-005022		RE-600-2048-S
CB 0	REV 06	710-002726		CHAS-BP-T640-S
CB 1	REV 06	710-002728		CB-L-T-S
FPC 5	REV 05	710-007527		T640-FPC2
PIC 0	REV 05	750-002510		PB-2GE-SX
PIC 1	REV 05	750-001901		PB-40C12-SON-SMIR
FPC 6	REV 03	710-001721		T640-FPC3
PIC 1	REV 01	750-009553		PC-40C48-SON-SFP
SIB 4	REV 02	750-005486		SIB-I-T640-S
Fan Tray 0				FANTRAY-T-S
Fan Tray 1				FANTRAY-T-S
Fan Tray 2				FAN-REAR-TX-T640-S

show chassis hardware extensive (T640 Router)

```
user@host> show chassis hardware extensive
```

```
Hardware inventory:
```

Item	Version	Part number	Serial number	Description
Chassis				T640
Jedec Code:	0x7fb0	EEPROM Version:	0x01	
P/N:	S/N:	
Assembly ID:	0x0507	Assembly Version:	00.00	
Date:	00-00-0000	Assembly Flags:	0x00	
Version:			
ID:	Gibson LCC Chassis			

```

Board Information Record:
  Address 0x00: 00 00 00 00 00 00 00 00 00 00 00 00 00 00 00 00
I2C Hex Data:
  Address 0x00: 7f b0 01 ff 05 07 00 00 00 00 00 00 00 00 00 00
  Address 0x10: 00 00 00 00 00 00 00 00 00 00 00 00 00 00 00 00
  Address 0x20: ff ff ff ff ff ff ff ff ff ff ff ff ff ff ff ff
  Address 0x30: 00 00 00 00 00 00 00 00 00 00 00 00 00 00 00 00
  Address 0x40: 00 00 00 00 00 00 00 00 00 00 00 00 00 00 00 00
Midplane          REV 04   710-002726   AX5633
Jedec Code:       0x7fb0             EEPROM Version:   0x01
P/N:              710-002726.         S/N:              S/N AX5633.
Assembly ID:      0x0127             Assembly Version: 01.04
Date:             06-27-2001         Assembly Flags:   0x00
Version:          REV 04.....
ID: Gibson Backplane
Board Information Record:
  Address 0x00: ad 01 08 00 00 90 69 0e f8 00 ff ff ff ff ff ff
I2C Hex Data:
  Address 0x00: 7f b0 01 ff 01 27 01 04 52 45 56 20 30 34 00 00
  Address 0x10: 00 00 00 00 37 31 30 2d 30 30 32 37 32 36 00 00
  Address 0x20: 53 2f 4e 20 41 58 35 36 33 33 00 00 00 1b 06 07
  Address 0x30: d1 ff ff ff ad 01 08 00 00 90 69 0e f8 00 ff ff
  Address 0x40: ff ff ff ff ff ff ff ff ff ff ff ff ff ff ff ff
FPM GBUS          REV 02   710-002901   HE3245
...
FPM Display       REV 02   710-002897   HA4873
...
CIP               REV 05   710-002895   HA4729
...
PEM 1             RevX02   740-002595   MD21815           Power Entry Module
...
SCG 0             REV 04   710-003423   HF6023
...
SCG 1             REV 04   710-003423   HF6061
...
Routing Engine 0  REV 01   740-005022   210865700292     RE-3.0
...
CB 0              REV 06   710-002728   HE3614
...
FPC 1             REV 01   710-002385   HE3009           FPC Type 1
...
                  REV 06   710-001726   HC0010

```

show chassis hardware (T4000 Router)

```

user@host> show chassis hardware
Hardware inventory:

```

Item	Version	Part number	Serial number	Description
Chassis			JN1172F25AHA	T4000
Midplane	REV 01	710-027486	RC8355	T-series Backplane
FPM GBUS	REV 13	710-002901	BBAE0927	T640 FPM Board
FPM Display	REV 01	710-021387	EF6764	T1600 FPM Display
CIP	REV 06	710-002895	BBAD9210	T-series CIP
PEM 0	REV 01	740-036442	VA00016	Power Entry Module 6x60
SCG 0	REV 18	710-003423	BBAD7248	T640 Sonet Clock Gen.
SCG 1	REV 18	710-003423	BBAE3874	T640 Sonet Clock Gen.
Routing Engine 0	REV 05	740-026941	P737F-002248	RE-DUO-1800
Routing Engine 1	REV 06	740-026941	P737F-002653	RE-DUO-1800
CB 0	REV 09	710-022597	ED0295	LCC Control Board
CB 1	REV 09	710-022597	EA6050	LCC Control Board
FPC 0	REV 26	750-032819	EK1173	FPC Type 5-3D
CPU	REV 12	711-030686	EJ8584	SNG PMB
PIC 0	REV 07	750-034624	EF6837	12x10GE (LAN/WAN) SFPP
Xcvr 0	REV 01	740-031980	123363A01145	SFP+-10G-SR

Xcvr 1	REV 01	740-031980	123363A01147	SFP+-10G-SR
Xcvr 2	REV 01	740-031980	AJJ01P3	SFP+-10G-SR
Xcvr 3	REV 01	740-031980	B10M03256	SFP+-10G-SR
Xcvr 4	REV 01	740-031980	AJJ01M2	SFP+-10G-SR
Xcvr 5	REV 01	740-031980	123363A01137	SFP+-10G-SR
Xcvr 6	REV 01	740-031980	AJJ01PN	SFP+-10G-SR
Xcvr 7	REV 01	740-031980	AJJ01NW	SFP+-10G-SR
Xcvr 8	REV 01	740-031980	123363A01139	SFP+-10G-SR
Xcvr 9	REV 01	740-031980	AJJ01KE	SFP+-10G-SR
Xcvr 10	REV 01	740-031980	123363A01336	SFP+-10G-SR
Xcvr 11	REV 01	740-031980	B10M01325	SFP+-10G-SR
PIC 1	REV 07	750-034624	EF6800	12x10GE (LAN/WAN) SFPP
Xcvr 0	REV 01	740-031980	AJJ01SA	SFP+-10G-SR
Xcvr 1	REV 01	740-031980	AJJ01QZ	SFP+-10G-SR
Xcvr 2	REV 01	740-031980	AJH0217	SFP+-10G-SR
Xcvr 3	REV 01	740-031980	AJJ01TE	SFP+-10G-SR
Xcvr 4	REV 01	740-031980	AJJ01KV	SFP+-10G-SR
Xcvr 5	REV 01	740-031980	AJJ01MU	SFP+-10G-SR
Xcvr 6	REV 01	740-031980	AJJ01R0	SFP+-10G-SR
Xcvr 7	REV 01	740-031980	AJJ01TC	SFP+-10G-SR
Xcvr 8	REV 01	740-031980	AJJ0364	SFP+-10G-SR
Xcvr 9	REV 01	740-031980	AJD0GV3	SFP+-10G-SR
Xcvr 10	REV 01	740-031980	B10M03343	SFP+-10G-SR
Xcvr 11	REV 01	740-031980	AJJ01QJ	SFP+-10G-SR
LMB 0	REV 05	711-034381	EJ8490	Type-0 LMB
LMB 1	REV 04	711-035774	EJ8517	Type-1 LMB
LMB 2	REV 05	711-034381	EJ8489	Type-0 LMB
FPC 3	REV 07	750-032819	EG3637	FPC Type 5-3D
CPU	REV 09	711-030686	EG0150	SNG PMB
PIC 0	REV 08	750-035293	EF3657	1x100GE
Xcvr 0	REV 01	740-032210	C22CQNJ	CFP-100G-LR4
PIC 1	REV 10	750-034624	BBAN4098	12x10GE (LAN/WAN) SFPP
Xcvr 0	REV 01	740-031980	B11J04902	SFP+-10G-SR
Xcvr 1	REV 01	740-031980	B11J04891	SFP+-10G-SR
Xcvr 2	REV 01	740-031980	AJJ01MX	SFP+-10G-SR
Xcvr 3	REV 01	740-031980	B11J04183	SFP+-10G-SR
Xcvr 4	REV 01	740-031980	B11J04894	SFP+-10G-SR
Xcvr 5	REV 01	740-031980	B11J04184	SFP+-10G-SR
Xcvr 6	REV 01	740-031980	B11J04897	SFP+-10G-SR
Xcvr 7	REV 01	740-031980	B11J04899	SFP+-10G-SR
Xcvr 8	REV 01	740-031980	AJJ01TV	SFP+-10G-SR
Xcvr 9	REV 01	740-031980	B11J04057	SFP+-10G-SR
Xcvr 10	REV 01	740-031980	AJJ01M4	SFP+-10G-SR
Xcvr 11	REV 01	740-031980	B11J04905	SFP+-10G-SR
LMB 0	REV 04	711-034381	EG1524	Type-0 LMB
LMB 1	REV 03	711-035774	EG0345	Type-1 LMB
LMB 2	REV 04	711-034381	EG1522	Type-0 LMB
FPC 5	REV 03	710-033871	BBAJ0768	FPC Type 4-ES
CPU	REV 11	710-016744	BBAH9342	ST-PMB2
PIC 0	REV 09	750-029262	EE6789	100GE
PIC 1	REV 03	750-034781	EE6655	100GE CFP
Xcvr 0	REV 01	740-032210	J11A22334	CFP-100G-LR4
BRIDGE 0	REV 03	711-029995	EE6572	100GE Bridge Board
MMB 0	REV 07	710-025563	BBAJ4657	ST-MMB2
MMB 1	REV 07	710-025563	BBAJ3073	ST-MMB2
FPC 6	REV 05	750-010153	EF4936	FPC Type 5-3D
CPU	REV 06	711-030686	EF4189	SNG PMB
PIC 0	REV 10	750-034624	BBAN4109	12x10GE (LAN/WAN) SFPP
Xcvr 0	REV 01	740-031980	B11J04895	SFP+-10G-SR
Xcvr 1	REV 01	740-031980	B11J04898	SFP+-10G-SR
Xcvr 2	REV 01	740-031980	B11J04021	SFP+-10G-SR

Xcvr 3	REV 01	740-031980	B11J04903	SFP+-10G-SR
Xcvr 4	REV 01	740-031980	B11J04311	SFP+-10G-SR
Xcvr 5	REV 01	740-031980	B11J04059	SFP+-10G-SR
Xcvr 6	REV 01	740-031980	B11J04016	SFP+-10G-SR
Xcvr 7	REV 01	740-031980	B11J04017	SFP+-10G-SR
Xcvr 8	REV 01	740-031980	B11J04887	SFP+-10G-SR
Xcvr 9	REV 01	740-031980	B11J04297	SFP+-10G-SR
Xcvr 10	REV 01	740-031980	B11J04893	SFP+-10G-SR
Xcvr 11	REV 01	740-031980	B11J04022	SFP+-10G-SR
PIC 1	REV 02	750-034624	EE3711	12x10GE (LAN/WAN) SFPP
Xcvr 0	REV 01	740-031980	AJH033X	SFP+-10G-SR
Xcvr 1	REV 01	740-031980	AJJ01N0	SFP+-10G-SR
Xcvr 2	REV 01	740-031980	AJJ01SV	SFP+-10G-SR
Xcvr 3	REV 01	740-031980	AJJ032L	SFP+-10G-SR
Xcvr 4	REV 01	740-031980	B10M01593	SFP+-10G-SR
Xcvr 5	REV 01	740-031980	AJD0FF1	SFP+-10G-SR
Xcvr 6	REV 01	740-031980	AJJ01NU	SFP+-10G-SR
Xcvr 7	REV 01	740-031980	123363A01305	SFP+-10G-SR
Xcvr 8	REV 01	740-031980	B10M00361	SFP+-10G-SR
Xcvr 9	REV 01	740-031980	AJJ01M7	SFP+-10G-SR
Xcvr 10	REV 01	740-031980	AJJ032X	SFP+-10G-SR
Xcvr 11	REV 01	740-031980	AJJ01PG	SFP+-10G-SR
LMB 0	REV 04	711-034381	EF3838	Type-0 LMB
LMB 1	REV 03	711-035774	EF3821	Type-1 LMB
LMB 2	REV 04	711-034381	EF3834	Type-0 LMB
SPMB 0	REV 05	710-023321	ED1990	LCC Switch CPU
SPMB 1	REV 05	710-023321	EA2768	LCC Switch CPU
SIB 0	REV 02	711-036340	EF8802	SIB-HC-3D
SIB 1	REV 07	711-036340	EG2286	SIB-HC-3D
SIB 2	REV 07	711-036340	EG2252	SIB-HC-3D
SIB 3	REV 02	711-036340	EF1358	SIB-HC-3D
SIB 4	REV 02	711-036340	EF8806	SIB-HC-3D
Fan Tray 0				Front Top Fan Tray
Fan Tray 1				Front Bottom Fan Tray
-- Rev 2				
Fan Tray 2				Rear Fan Tray -- Rev 3

show chassis hardware
(T4000 Router with 16

user@host> show chassis hardware

Hardware inventory:

Item	Version	Part number	Serial number	Description
------	---------	-------------	---------------	-------------

GB line card chassis
(LCC) Routing Engine)

Chassis				JN11BDF2CAHA	T1600
Midplane	REV 01	710-027486	ACAJ0774		T640 Backplane
FPM GBUS	REV 13	710-002901	BBAL6812		T640 FPM Board
FPM Display	REV 04	710-021387	BBAP2679		T1600 FPM Display
CIP	REV 06	710-002895	BBAP4758		T-series CIP
PEM 0	Rev 03	740-026384	XF86421		Power Entry Module 3x80
PEM 1	Rev 03	740-026384	XF86429		Power Entry Module 3x80
SCG 0	REV 18	710-003423	BBAP1896		T640 Sonet Clock Gen.
SCG 1	REV 18	710-003423	BBAN8659		T640 Sonet Clock Gen.
Routing Engine 0	REV 01	740-042243	737F-002238		RE-DUO-1800-16G
Routing Engine 1	REV 01	740-042243	737F-002403		RE-DUO-1800-16G
CB 1	REV 11	710-022597	EK4526		LCC Control Board
CB 1	REV 11	710-022597	EK4527		LCC Control Board
FPC 0	REV 05	710-033871	EK5644		FPC Type 4-ES
CPU	REV 11	710-016744	EK3428		ST-PMB2
PIC 0	REV 20	750-017405	EJ3041		4x 10GE (LAN/WAN) XFP
PIC 1	REV 17	750-026962	EH7536		10x10GE (LAN/WAN) SFPP
MMB 0	REV 07	710-025563	EK6039		ST-MMB2
MMB 1	REV 07	710-025563	EK6086		ST-MMB2
FPC 1	REV 05	710-033871	EK6583		FPC Type 4-ES
CPU	REV 11	710-016744	EK3401		ST-PMB2
PIC 0	REV 17	750-026962	EJ8948		10x10GE (LAN/WAN) SFPP
MMB 0	REV 07	710-025563	EK6202		ST-MMB2
MMB 1	REV 07	710-025563	EK6112		ST-MMB2
SPMB 1	REV 05	710-023321	EK4900		LCC Switch CPU
SIB 0	REV 11	710-013074	EK5958		SIB-I8-SF
SIB 1	REV 11	710-013074	EK4606		SIB-I8-SF
SIB 2	REV 11	710-013074	EK5971		SIB-I8-SF
SIB 3	REV 11	710-013074	EK4609		SIB-I8-SF
SIB 4	REV 11	710-013074	EK4602		SIB-I8-SF
Fan Tray 0					Front Top Fan Tray
Fan Tray 1					Front Bottom Fan Tray
Fan Tray 2					Rear Fan Tray -- Rev 2

show chassis hardware
(T4000 Router with
LSR FPC)

user@switch> show chassis hardware

Hardware inventory:

Item	Version	Part number	Serial number	Description
Chassis			JN1173A24AHA	T4000
FPC 3	REV	750-048373	AN7797	FPC Type 5-LSR
CPU	REV 10	711-030686	AN6649	SNG PMB
PIC 0	REV 07	750-034624	EF6830	12x10GE (LAN/WAN) SFPP

show chassis hardware
clei-models (T4000
Router)

user@host> show chassis hardware clei-models

Hardware inventory:

Item	Version	Part number	CLEI code	FRU model number
Midplane	REV 01	710-027486	IPMJ700DRD	CHAS-BP-T1600-S
FPM Display	REV 01	710-021387		CRAFT-T1600-S
CIP	REV 06	710-002895		CIP-L-T640-S
PEM 0	REV 01	740-036442	IPUPAG6KAA	PWR-T-6-60-DC
SCG 0	REV 18	710-003423		SCG-T-S
SCG 1	REV 18	710-003423		SCG-T-S
Routing Engine 0	REV 05	740-026941		RE-DUO-C1800-8G-S
Routing Engine 1	REV 06	740-026941		RE-DUO-C1800-8G-S
CB 0	REV 09	710-022597		CB-LCC-S
CB 1	REV 09	710-022597		CB-LCC-S
FPC 3				
PIC 0	REV 08	750-035293	XXXXXXXXBB	PF-1CGE-CFP
PIC 1	REV 10	750-034624	XXXXXXXXCC	PF-12XGE-SFPP
FPC 5	REV 03	710-033871	IPUCAMBCTD	T1600-FPC4-ES
PIC 1	REV 03	750-034781	IPUIBKLMMA	PD-1CE-CFP-FPC4

```

FPC 6
  PIC 0          REV 10  750-034624  XXXXXXXXCC      PF-12XGE-SFPP
Fan Tray 0
Fan Tray 1
Fan Tray 2
FANTRAY-T-S
FANTRAY-T4000-S
FANTRAY-TXP-R-S

```

show chassis hardware detail (T4000 Router)

```
user@host> show chassis hardware detail
```

```
Hardware inventory:
```

Item	Version	Part number	Serial number	Description
Chassis			JN1172F25AHA	T4000
Midplane	REV 01	710-027486	RC8355	T-series Backplane
FPM GBUS	REV 13	710-002901	BBAE0927	T640 FPM Board
FPM Display	REV 01	710-021387	EF6764	T1600 FPM Display
CIP	REV 06	710-002895	BBAD9210	T-series CIP
PEM 0	REV 01	740-036442	VA00016	Power Entry Module 6x60
SCG 0	REV 18	710-003423	BBAD7248	T640 Sonet Clock Gen.
SCG 1	REV 18	710-003423	BBAE3874	T640 Sonet Clock Gen.
Routing Engine 0	REV 05	740-026941	P737F-002248	RE-DUO-1800
ad0 3823 MB	SMART CF		2009121602A661576157	Compact Flash
ad1 59690 MB	STEC MACH-8 SSD		STM000103FDB	Disk 1
Routing Engine 1	REV 06	740-026941	P737F-002653	RE-DUO-1800
ad0 3823 MB	SMART CF		201011150153F52CF52C	Compact Flash
ad1 62720 MB	SMART Lite SATA Drive		2010110900150A880A88	Disk 1
CB 0	REV 09	710-022597	ED0295	LCC Control Board
CB 1	REV 09	710-022597	EA6050	LCC Control Board
FPC 0	REV 26	750-032819	EK1173	FPC Type 5-3D
CPU	REV 12	711-030686	EJ8584	SNG PMB
PIC 0	REV 07	750-034624	EF6837	12x10GE (LAN/WAN) SFPP
Xcvr 0	REV 01	740-031980	123363A01145	SFP+-10G-SR
Xcvr 1	REV 01	740-031980	123363A01147	SFP+-10G-SR
Xcvr 2	REV 01	740-031980	AJJ01P3	SFP+-10G-SR
Xcvr 3	REV 01	740-031980	B10M03256	SFP+-10G-SR
Xcvr 4	REV 01	740-031980	AJJ01M2	SFP+-10G-SR
Xcvr 5	REV 01	740-031980	123363A01137	SFP+-10G-SR
Xcvr 6	REV 01	740-031980	AJJ01PN	SFP+-10G-SR
Xcvr 7	REV 01	740-031980	AJJ01NW	SFP+-10G-SR
Xcvr 8	REV 01	740-031980	123363A01139	SFP+-10G-SR
Xcvr 9	REV 01	740-031980	AJJ01KE	SFP+-10G-SR
Xcvr 10	REV 01	740-031980	123363A01336	SFP+-10G-SR
Xcvr 11	REV 01	740-031980	B10M01325	SFP+-10G-SR
PIC 1	REV 07	750-034624	EF6800	12x10GE (LAN/WAN) SFPP
Xcvr 0	REV 01	740-031980	AJJ01SA	SFP+-10G-SR
Xcvr 1	REV 01	740-031980	AJJ01QZ	SFP+-10G-SR
Xcvr 2	REV 01	740-031980	AJH0217	SFP+-10G-SR
Xcvr 3	REV 01	740-031980	AJJ01TE	SFP+-10G-SR
Xcvr 4	REV 01	740-031980	AJJ01KV	SFP+-10G-SR
Xcvr 5	REV 01	740-031980	AJJ01MU	SFP+-10G-SR
Xcvr 6	REV 01	740-031980	AJJ01R0	SFP+-10G-SR
Xcvr 7	REV 01	740-031980	AJJ01TC	SFP+-10G-SR
Xcvr 8	REV 01	740-031980	AJJ0364	SFP+-10G-SR
Xcvr 9	REV 01	740-031980	AJD0GV3	SFP+-10G-SR
Xcvr 10	REV 01	740-031980	B10M03343	SFP+-10G-SR
Xcvr 11	REV 01	740-031980	AJJ01QJ	SFP+-10G-SR
LMB 0	REV 05	711-034381	EJ8490	Type-0 LMB
LMB 1	REV 04	711-035774	EJ8517	Type-1 LMB
LMB 2	REV 05	711-034381	EJ8489	Type-0 LMB
FPC 3	REV 07	750-032819	EG3637	FPC Type 5-3D
CPU	REV 09	711-030686	EG0150	SNG PMB
PIC 0	REV 08	750-035293	EF3657	1x100GE
Xcvr 0	REV 01	740-032210	C22CQNJ	CFP-100G-LR4
PIC 1	REV 10	750-034624	BBAN4098	12x10GE (LAN/WAN) SFPP

Xcvr 0	REV 01	740-031980	B11J04902	SFP+-10G-SR
Xcvr 1	REV 01	740-031980	B11J04891	SFP+-10G-SR
Xcvr 2	REV 01	740-031980	AJJ01MX	SFP+-10G-SR
Xcvr 3	REV 01	740-031980	B11J04183	SFP+-10G-SR
Xcvr 4	REV 01	740-031980	B11J04894	SFP+-10G-SR
Xcvr 5	REV 01	740-031980	B11J04184	SFP+-10G-SR
Xcvr 6	REV 01	740-031980	B11J04897	SFP+-10G-SR
Xcvr 7	REV 01	740-031980	B11J04899	SFP+-10G-SR
Xcvr 8	REV 01	740-031980	AJJ01TV	SFP+-10G-SR
Xcvr 9	REV 01	740-031980	B11J04057	SFP+-10G-SR
Xcvr 10	REV 01	740-031980	AJJ01M4	SFP+-10G-SR
Xcvr 11	REV 01	740-031980	B11J04905	SFP+-10G-SR
LMB 0	REV 04	711-034381	EG1524	Type-0 LMB
LMB 1	REV 03	711-035774	EG0345	Type-1 LMB
LMB 2	REV 04	711-034381	EG1522	Type-0 LMB
FPC 5	REV 03	710-033871	BBAJ0768	FPC Type 4-ES
CPU	REV 11	710-016744	BBAH9342	ST-PMB2
PIC 0	REV 09	750-029262	EE6789	100GE
PIC 1	REV 03	750-034781	EE6655	100GE CFP
Xcvr 0	REV 01	740-032210	J11A22334	CFP-100G-LR4
BRIDGE 0	REV 03	711-029995	EE6572	100GE Bridge Board
MMB 0	REV 07	710-025563	BBAJ4657	ST-MMB2
MMB 1	REV 07	710-025563	BBAJ3073	ST-MMB2
FPC 6	REV 05	750-010153	EF4936	FPC Type 5-3D
CPU	REV 06	711-030686	EF4189	SNG PMB
PIC 0	REV 10	750-034624	BBAN4109	12x10GE (LAN/WAN) SFPP
Xcvr 0	REV 01	740-031980	B11J04895	SFP+-10G-SR
Xcvr 1	REV 01	740-031980	B11J04898	SFP+-10G-SR
Xcvr 2	REV 01	740-031980	B11J04021	SFP+-10G-SR
Xcvr 3	REV 01	740-031980	B11J04903	SFP+-10G-SR
Xcvr 4	REV 01	740-031980	B11J04311	SFP+-10G-SR
Xcvr 5	REV 01	740-031980	B11J04059	SFP+-10G-SR
Xcvr 6	REV 01	740-031980	B11J04016	SFP+-10G-SR
Xcvr 7	REV 01	740-031980	B11J04017	SFP+-10G-SR
Xcvr 8	REV 01	740-031980	B11J04887	SFP+-10G-SR
Xcvr 9	REV 01	740-031980	B11J04297	SFP+-10G-SR
Xcvr 10	REV 01	740-031980	B11J04893	SFP+-10G-SR
Xcvr 11	REV 01	740-031980	B11J04022	SFP+-10G-SR
PIC 1	REV 02	750-034624	EE3711	12x10GE (LAN/WAN) SFPP
Xcvr 0	REV 01	740-031980	AJH033X	SFP+-10G-SR
Xcvr 1	REV 01	740-031980	AJJ01N0	SFP+-10G-SR
Xcvr 2	REV 01	740-031980	AJJ01SV	SFP+-10G-SR
Xcvr 3	REV 01	740-031980	AJJ032L	SFP+-10G-SR
Xcvr 4	REV 01	740-031980	B10M01593	SFP+-10G-SR
Xcvr 5	REV 01	740-031980	AJD0FF1	SFP+-10G-SR
Xcvr 6	REV 01	740-031980	AJJ01NU	SFP+-10G-SR
Xcvr 7	REV 01	740-031980	123363A01305	SFP+-10G-SR
Xcvr 8	REV 01	740-031980	B10M00361	SFP+-10G-SR
Xcvr 9	REV 01	740-031980	AJJ01M7	SFP+-10G-SR
Xcvr 10	REV 01	740-031980	AJJ032X	SFP+-10G-SR
Xcvr 11	REV 01	740-031980	AJJ01PG	SFP+-10G-SR
LMB 0	REV 04	711-034381	EF3838	Type-0 LMB
LMB 1	REV 03	711-035774	EF3821	Type-1 LMB
LMB 2	REV 04	711-034381	EF3834	Type-0 LMB
SPMB 0	REV 05	710-023321	ED1990	LCC Switch CPU
SPMB 1	REV 05	710-023321	EA2768	LCC Switch CPU
SIB 0	REV 02	711-036340	EF8802	SIB-HC-3D
SIB 1	REV 07	711-036340	EG2286	SIB-HC-3D
SIB 2	REV 07	711-036340	EG2252	SIB-HC-3D
SIB 3	REV 02	711-036340	EF1358	SIB-HC-3D
SIB 4	REV 02	711-036340	EF8806	SIB-HC-3D

Fan Tray 0
Fan Tray 1
-- Rev 2
Fan Tray 2

Front Top Fan Tray
Front Bottom Fan Tray

Rear Fan Tray -- Rev 3

show chassis hardware models (T4000 Router)

user@host> show chassis hardware models

Hardware inventory:

Item	Version	Part number	Serial number	FRU model number
Midplane	REV 01	710-027486	RC8355	CHAS-BP-T1600-S
FPM Display	REV 01	710-021387	EF6764	CRAFT-T1600-S
CIP	REV 06	710-002895	BBAD9210	CIP-L-T640-S
PEM 0	REV 01	740-036442	VA00016	PWR-T-6-60-DC
SCG 0	REV 18	710-003423	BBAD7248	SCG-T-S
SCG 1	REV 18	710-003423	BBAE3874	SCG-T-S
Routing Engine 0	REV 05	740-026941	P737F-002248	RE-DUO-C1800-8G-S
Routing Engine 1	REV 06	740-026941	P737F-002653	RE-DUO-C1800-8G-S
CB 0	REV 09	710-022597	ED0295	CB-LCC-S
CB 1	REV 09	710-022597	EA6050	CB-LCC-S
FPC 3				
PIC 0	REV 08	750-035293	EF3657	PF-1CGE-CFP
PIC 1	REV 10	750-034624	BBAN4098	PF-12XGE-SFPP
FPC 5	REV 03	710-033871	BBAJ0768	T1600-FPC4-ES
PIC 1	REV 03	750-034781	EE6655	PD-1CE-CFP-FPC4
FPC 6				
PIC 0	REV 10	750-034624	BBAN4109	PF-12XGE-SFPP
Fan Tray 0				FANTRAY-T-S
Fan Tray 1				FANTRAY-T4000-S
Fan Tray 2				FAN-REAR-TXP-LCC

show chassis hardware lcc (TX Matrix Router)

user@host> show chassis hardware lcc 0

lcc0-re0:

Hardware inventory:

Item	Version	Part number	Serial number	Description
Chassis			65751	T640
Midplane	REV 03	710-005608	RA1408	T640 Backplane
FPM GBUS	REV 09	710-002901	RA2784	T640 FPM Board
FPM Display	REV 05	710-002897	RA2825	FPM Display
CIP	REV 06	710-002895	HT0684	T Series CIP
PEM 0	Rev 11	740-002595	PM18483	Power Entry Module
PEM 1	Rev 11	740-002595	qb13984	Power Entry Module
SCG 0	REV 11	710-003423	HT0022	T640 Sonet Clock Gen.
Routing Engine 0	REV 13	740-005022	210865700363	RE-3.0 (RE-600)
CB 0	REV 03	710-007655	HW1195	Control Board (CB-T)
FPC 1	REV 05	710-007527	HM3245	FPC Type 2
CPU	REV 14	710-001726	HM1084	FPC CPU
PIC 0	REV 02	750-007218	AZ1112	2x OC-12 ATM2 IQ, SMIR
PIC 1	REV 02	750-007745	HG3462	4x OC-3 SONET, SMIR
PIC 2	REV 14	750-001901	BA5390	4x OC-12 SONET, SMIR
PIC 3	REV 09	750-008155	HS3012	2x G/E IQ, 1000 BASE
SFP 0		NON-JNPR	P1186TY	SFP-S
SFP 1	REV 01	740-007326	P11WLTf	SFP-SX
MMB 1	REV 02	710-005555	HL7514	MMB-288mbit
PPB 0	REV 04	710-003758	HM4405	PPB Type 2
PPB 1	REV 04	710-003758	AV1960	PPB Type 2
FPC 2	REV 08	710-010154	HZ3578	E-FPC Type 3
CPU	REV 05	710-010169	HZ3219	FPC CPU-Enhanced
PIC 0	REV 02	750-009567	HX2882	1x 10GE(LAN),XENPAK
SFP 0	REV 01	740-009898	USC202U709	XENPAK-LR

PIC 1	REV 03	750-003336	HJ9954	4x OC-48 SONET, SMSR
PIC 2	REV 01	750-004535	HC0235	1x OC-192 SM SR1
PIC 3	REV 07	750-007141	HX1699	10x 1GE(LAN), 1000 BASE
SFP 0	REV 01	740-007326	2441042	SFP-SX
SFP 1	REV 01	740-007326	2441027	SFP-SX
MMB 0	REV 03	710-010171	HV2365	MMB-5M3-288mbit
MMB 1	REV 03	710-010171	HZ3888	MMB-5M3-288mbit
SPMB 0	REV 09	710-003229	HW5245	T Series Switch CPU
SIB 3	REV 07	710-005781	HR5927	SIB-L8-F16
B Board	REV 06	710-005782	HR5971	SIB-L8-F16 (B)
SIB 4	REV 07	710-005781	HR5903	SIB-L8-F16
B Board	REV 06	710-005782	HZ5275	SIB-L8-F16 (B)

show chassis hardware scc (TX Matrix Router)

```
user@host> show chassis hardware scc
scc-re0:
```

```
-----
```

Hardware inventory:				
Item	Version	Part number	Serial number	Description
Chassis				TX Matrix
Midplane	REV 04	710-004396	RB0014	SCC Midplane
FPM GBUS	REV 04	710-004617	HW9141	SCC FPM Board
FPM Display	REV 04	710-004619	HS5950	SCC FPM
CIP 0	REV 01	710-010218	HV9151	SCC CIP
CIP 1	REV 01	710-010218	HV9152	SCC CIP
PEM 1	Rev 11	740-002595	QB13977	Power Entry Module
Routing Engine 0	REV 05	740-008883	P11123900153	RE-4.0 (RE-1600)
CB 0	REV 01	710-011709	HR5964	Control Board (CB-TX)
SPMB 0	REV 09	710-003229	HW5293	T Series Switch CPU
SIB 3				
SIB 4	REV 01	710-005839	HW1177	SIB-S8-F16
B Board	REV 01	710-005840	HW1202	SIB-S8-F16 (B)

show chassis hardware (T1600 Router)

```
user@host> show chassis hardware
```

```
Hardware inventory:
```

Item	Version	Part number	Serial number	Description
Chassis			B2703	T1600
Midplane	REV 03	710-005608	RC4137	T640 Backplane
FPM GBUS	REV 10	710-002901	DT7062	T640 FPM Board
FPM Display	REV 05	710-002897	DS3067	FPM Display
CIP	REV 06	710-002895	DT3386	T-series CIP
PEM 0	Rev 07	740-017906	UA26344	Power Entry Module 3x80
PEM 1	Rev 18	740-002595	UF38441	Power Entry Module
SCG 0	REV 15	710-003423	DV0941	T640 Sonet Clock Gen.
Routing Engine 0	REV 08	740-014082	9009014502	RE-A-2000
Routing Engine 1	REV 07	740-014082	9009009591	RE-A-2000
CB 0	REV 05	710-007655	JA9360	Control Board (CB-T)
CB 1	REV 03	710-017707	DT3251	Control Board (CB-T)
FPC 0	REV 07	710-013558	DR4253	E2-FPC Type 2
CPU	REV 05	710-013563	DS3902	FPC CPU-Enhanced
PIC 0	REV 01	750-010618	CB5446	4x G/E SFP, 1000 BASE
Xcvr 0	REV 01	740-011613	P9F11CW	SFP-SX
Xcvr 1	REV 01	740-011613	P9F15C2	SFP-SX
Xcvr 2	REV 01	740-011782	PB94K0L	SFP-SX
PIC 1	REV 06	750-001900	HB6399	1x OC-48 SONET, SMSR
PIC 2	REV 14	750-001901	AP1092	4x OC-12 SONET, SMIR
PIC 3	REV 07	750-001900	AR8275	1x OC-48 SONET, SMSR
MMB 1	REV 07	710-010171	DS1524	MMB-5M3-288mbit
FPC 1	REV 06	710-013553	DL9067	E2-FPC Type 1
CPU	REV 04	710-013563	DM1685	FPC CPU-Enhanced

PIC 0	REV 08	750-001072	AB1688	1x G/E, 1000 BASE-SX
PIC 1	REV 10	750-012266	JX5519	4x 1GE(LAN), IQ2
Xcvr 0	REV 01	740-011613	AM0812S8UK6	SFP-SX
Xcvr 2	REV 01	740-011613	AM0812S8UK1	SFP-SX
Xcvr 3	REV 01	740-011782	P8N1YHG	SFP-SX
PIC 2	REV 22	750-005634	DP0083	1x CHOC12 IQ SONET, SMIR
MMB 1	REV 07	710-008923	DN1862	MMB 3M 288-bit
FPC 2	REV 01	710-005548	HJ9899	FPC Type 3
CPU	REV 06	710-001726	HC0586	FPC CPU
PIC 0	REV 16	750-007141	NC9660	10x 1GE(LAN), 1000 BASE
Xcvr 0	REV 01	740-011613	AM0812S8XAR	SFP-SX
Xcvr 1	REV 01	740-011782	P920E7B	SFP-SX
Xcvr 2	REV 01	740-011613	AM0812S8XAU	SFP-SX
Xcvr 4	REV 01	740-011613	AM0812S8XAK	SFP-SX
Xcvr 5	REV 01	740-011613	AM0812S8XAA	SFP-SX
Xcvr 6	REV 01	740-011613	PAJ4NKY	SFP-SX
Xcvr 7	REV 01	740-011613	AM0812S8UJW	SFP-SX
Xcvr 8	REV 01	740-011782	PB81X89	SFP-SX
Xcvr 9	REV 01	740-011613	AM0812S8UJX	SFP-SX
PIC 1	REV 06	750-015217	DK3280	8x 1GE(TYPE3), IQ2
Xcvr 0	REV 01	740-011782	P8P0A3T	SFP-SX
Xcvr 1	REV 01	740-013111	5090002	SFP-T
Xcvr 2	REV 01	740-011613	AM0814S93BQ	SFP-SX
Xcvr 4		NON-JNPR	PDE0FAN	SFP-SX
Xcvr 5	REV 01	740-011782	P8Q20XY	SFP-SX
Xcvr 6	REV 01	740-011613	AM0812S8UJV	SFP-SX
Xcvr 7	REV 01	740-011613	AM0812S8UP7	SFP-SX
PIC 2	REV 05	750-004695	HT4383	1x Tunnel
PIC 3	REV 17	750-009553	RL0204	4x OC-48 SONET
Xcvr 0	REV 01	740-011785	PDS3T23	SFP-SR
Xcvr 1	REV 01	740-011785	P6Q0F3E	SFP-SR
MMB 0	REV 03	710-004047	HD5843	MMB-288mbit
MMB 1	REV 03	710-004047	HE3208	MMB-288mbit
PPB 0	REV 02	710-002845	HA4524	PPB Type 3
PPB 1	REV 02	710-002845	HA4766	PPB Type 3
FPC 3	REV 01	710-010154	HR0863	E-FPC Type 3
CPU	REV 01	710-010169	HN3422	FPC CPU-Enhanced
PIC 0	REV 07	750-012793	WF5096	1x 10GE(LAN/WAN) IQ2
Xcvr 0		NON-JNPR	M64294TP	XFP-10G-LR
PIC 1	REV 25	750-007141	DV2127	10x 1GE(LAN), 1000 BASE
Xcvr 0	REV 01	740-011613	PFA6LTJ	SFP-SX
Xcvr 1	REV 01	740-011782	P9P0XV4	SFP-SX
Xcvr 2	REV 01	740-011782	P9M0TNX	SFP-SX
Xcvr 4	REV 01	740-011782	P9B0TTP	SFP-SX
Xcvr 5		NON-JNPR	PBS4LED	SFP-SX
PIC 2	REV 17	750-009553	RL0212	4x OC-48 SONET
Xcvr 0	REV 01	740-011785	PDS3T8G	SFP-SR
PIC 3	REV 32	750-003700	DL1279	1x OC-192 12xMM VSR
MMB 0	REV 01	710-010171	HR0821	MMB-288mbit
MMB 1	REV 01	710-010171	HR0818	MMB-288mbit
FPC 4	REV 16	710-013037	EB4919	FPC Type 4-ES
CPU	REV 09	710-016744	BBAA4382	ST-PMB2
PIC 0	REV 03	711-029996	EB1569	100GE
PIC 1	REV 05	711-029999	EB9983	100GE CFP
Xcvr 0	REV 0	740-032210	J10G80746	CFP-100G-LR4
BRIDGE 0	REV 02	711-029995	EB2235	100GE Bridge Board
MMB 0	REV 04	710-025563	BBAA7112	ST-MMB2
MMB 1	REV 04	710-025563	BBAA7149	ST-MMB2

FPC 5	REV 02	710-013037	DE3407	FPC Type 4-ES
CPU	REV 04	710-016744	DA2124	ST-PMB2
PIC 0	REV 16	750-012518	DF2554	4x OC-192 SONET XFP
Xcvr 0	REV 01	740-014279	AA0745N1FX8	XFP-OC192-SR
Xcvr 1	REV 01	740-014279	AA0748N1HN5	XFP-OC192-SR
Xcvr 2	REV 01	740-014279	AA0748N1HT6	XFP-OC192-SR
Xcvr 3	REV 01	740-014279	AA0744N1EC9	XFP-OC192-SR
PIC 1	REV 01	750-010850	JA0329	1x OC-768 SONET SR
MMB 0	REV 04	710-016036	DE9577	ST-MMB2
MMB 1	REV 04	710-016036	DK4060	ST-MMB2
FPC 6	REV 14	710-013037	DV1431	FPC Type 4-ES
CPU	REV 09	710-016744	DT9020	ST-PMB2
PIC 0	REV 11	750-017405	DM6261	4x 10GE (LAN/WAN) XFP
Xcvr 0	REV 01	740-014289	C701XU05Q	XFP-10G-SR
Xcvr 1	REV 01	740-014279	AA0748N1HPT	XFP-10G-LR
Xcvr 2	REV 01	740-014289	T08E19189	XFP-10G-SR
Xcvr 3	REV 01	740-014289	C715XU058	XFP-10G-SR
PIC 1	REV 13	750-017405	DP8772	4x 10GE (LAN/WAN) XFP
Xcvr 0	REV 02	740-011571	C850XJ037	XFP-10G-SR
Xcvr 1	REV 02	740-014289	C839XU0L9	XFP-10G-SR
Xcvr 2	REV 02	740-014289	C834XU05A	XFP-10G-SR
Xcvr 3	REV 02	740-014289	C810XU0CE	XFP-10G-SR
MMB 0	REV 01	710-025563	DT8454	ST-MMB2
MMB 1	REV 01	710-025563	DT8366	ST-MMB2
FPC 7	REV 09	710-007529	HZ7624	FPC Type 3
CPU	REV 15	710-001726	HZ1413	FPC CPU
PIC 0	REV 10	750-012793	DM5627	1x 10GE(LAN/WAN) IQ2
Xcvr 0	REV 02	740-011571	C831XJ062	XFP-10G-SR
PIC 1	REV 01	750-015217	JT6762	8x 1GE(TYPE3), IQ2
Xcvr 0	REV 01	740-011782	P8Q25JU	SFP-SX
Xcvr 1	REV 01	740-011782	P9B0U0K	SFP-SX
PIC 2	REV 01	750-015217	JS4268	8x 1GE(TYPE3), IQ2
Xcvr 0	REV 01	740-011613	AM0812S8XBZ	SFP-SX
Xcvr 1	REV 01	740-011613	AM0812S8XAP	SFP-SX
Xcvr 2	REV 01	740-011613	AM0812S8XBY	SFP-SX
Xcvr 3	REV 01	740-011613	AM0812S8XBX	SFP-SX
Xcvr 4	REV 01	740-011613	P9F1652	SFP-SX
Xcvr 5	REV 01	740-011782	P8Q21YC	SFP-SX
Xcvr 6	REV 01	740-011782	P8Q27HQ	SFP-SX
Xcvr 7	REV 01	740-011613	P8E2SSU	SFP-SX
PIC 3	REV 15	750-009450	NB6790	1x OC-192 SM SR2
MMB 0	REV 03	710-005555	HZ3450	MMB-288mbit
MMB 1	REV 03	710-005555	HZ3415	MMB-288mbit
PPB 0	REV 04	710-002845	HP0887	PPB Type 3
PPB 1	REV 04	710-002845	HW5255	PPB Type 3
SPMB 0	REV 10	710-003229	HX3699	T-series Switch CPU
SPMB 1	REV 12	710-003229	DT3091	T-series Switch CPU
SIB 0	REV 07	710-013074	DS4747	SIB-I8-SF
SIB 1	REV 07	710-013074	DS4942	SIB-I8-SF
SIB 2	REV 07	710-013074	DS4965	SIB-I8-SF
SIB 3	REV 07	710-013074	DS4990	SIB-I8-SF
SIB 4	REV 07	710-013074	DS4944	SIB-I8-SF
Fan Tray 0				Front Top Fan Tray
Fan Tray 1				Front Bottom Fan Tray
Fan Tray 2				Rear Fan Tray -- Rev 2

show chassis hardware
(TX Matrix Plus
Router)

user@host> show chassis hardware
sfc0-re0:

Hardware inventory:

Item	Version	Part number	Serial number	Description
------	---------	-------------	---------------	-------------

Chassis			JN113186EAHB	TXP
Midplane	REV 05	710-022574	TS3822	SFC Midplane
FPM Display	REV 03	710-024027	DW4701	TXP FPM Display
CIP 0	REV 05	710-023792	DW7998	TXP CIP
CIP 1	REV 05	710-023792	DW7999	TXP CIP
PEM 0	Rev 04	740-027463	UM26367	Power Entry Module
PEM 1	Rev 04	740-027463	UM26346	Power Entry Module
Routing Engine 0	REV 06	740-026942	737A-1081	RE-DUO-2600
Routing Engine 1	REV 06	740-026942	737A-1043	RE-DUO-2600
CB 0	REV 05	710-022606	DW4435	SFC Control Board
CB 1	REV 09	710-022606	DW6100	SFC Control Board
SPMB 0		BUILTIN		SFC Switch CPU
SPMB 1		BUILTIN		SFC Switch CPU
SIB F13 0	REV 04	750-024564	DW5764	F13 SIB
B Board	REV 03	710-023431	DW9053	F13 SIB Mezz
SIB F13 3	REV 04	750-024564	DW5785	F13 SIB
B Board	REV 03	710-023431	DW9030	F13 SIB Mezz
SIB F13 6				
SIB F13 8	REV 04	750-024564	DW5752	F13 SIB
B Board	REV 03	710-023431	DW9051	F13 SIB Mezz
SIB F13 11	REV 04	750-024564	DW5782	F13 SIB
B Board	REV 03	710-023431	DW9058	F13 SIB Mezz
SIB F13 12	REV 03	750-024564	DT9466	F13 SIB
B Board	REV 02	710-023431	DT6556	F13 SIB Mezz
SIB F2S 0/0	REV 05	710-022603	DW7898	F2S SIB
B Board	REV 05	710-023787	DW7625	F2S SIB Mezz
SIB F2S 0/2	REV 05	710-022603	DW7811	F2S SIB
B Board	REV 05	710-023787	DW7550	F2S SIB Mezz
SIB F2S 0/4	REV 04	710-022603	DW4873	F2S SIB
B Board	REV 05	710-023787	DW8509	F2S SIB Mezz
SIB F2S 0/6	REV 04	710-022603	DW4867	F2S SIB
B Board	REV 05	710-023787	DW8472	F2S SIB Mezz
SIB F2S 1/0	REV 04	710-022603	DW4871	F2S SIB
B Board	REV 05	710-023787	DW8497	F2S SIB Mezz
SIB F2S 1/2	REV 05	710-022603	DW7868	F2S SIB
B Board	REV 05	710-023787	DW7551	F2S SIB Mezz
SIB F2S 1/4	REV 04	710-022603	DW4854	F2S SIB
B Board	REV 05	710-023787	DW8496	F2S SIB Mezz
SIB F2S 1/6	REV 05	710-022603	DW7889	F2S SIB
B Board	REV 05	710-023787	DW7496	F2S SIB Mezz
SIB F2S 2/0	REV 04	710-022603	DW4852	F2S SIB
B Board	REV 05	710-023787	DW8498	F2S SIB Mezz
SIB F2S 2/2	REV 04	710-022603	DW4845	F2S SIB
B Board	REV 05	710-023787	DW8457	F2S SIB Mezz
SIB F2S 2/4	REV 05	710-022603	DW7802	F2S SIB
B Board	REV 05	710-023787	DW7562	F2S SIB Mezz
SIB F2S 2/6	REV 04	710-022603	DW4822	F2S SIB
B Board	REV 05	710-023787	DW8467	F2S SIB Mezz
SIB F2S 3/0	REV 05	710-022603	DW7815	F2S SIB
B Board	REV 05	710-023787	DW7518	F2S SIB Mezz
SIB F2S 3/2	REV 03	710-022603	DV0068	F2S SIB
B Board	REV 03	710-023787	DT9974	F2S SIB Mezz
SIB F2S 3/4	REV 05	710-022603	DW7874	F2S SIB
B Board	REV 05	710-023787	DW7601	F2S SIB Mezz
SIB F2S 3/6	REV 03	710-022603	DV0033	F2S SIB
B Board	REV 03	710-023787	DT9969	F2S SIB Mezz
SIB F2S 4/0	REV 03	710-022603	DV0043	F2S SIB
B Board	REV 03	710-023787	DT9948	F2S SIB Mezz
SIB F2S 4/2	REV 05	710-022603	DW5446	F2S SIB
B Board	REV 05	710-023787	DW7611	F2S SIB Mezz
SIB F2S 4/4	REV 04	710-022603	DW4826	F2S SIB

B Board	REV 05	710-023787	DW8458	F2S SIB Mezz
SIB F2S 4/6	REV 03	710-022603	DV0026	F2S SIB
B Board	REV 03	710-023787	DT9963	F2S SIB Mezz
Fan Tray 0	REV 02	760-024497	DR8290	Front Fan Tray
Fan Tray 1	REV 02	760-024497	DR8293	Front Fan Tray
Fan Tray 2	REV 05	760-024502	DR8280	Rear Fan Tray
Fan Tray 3				
Fan Tray 4	REV 05	760-024502	DR8276	Rear Fan Tray
Fan Tray 5	REV 02	760-024502	DP5643	Rear Fan Tray

```
1cc0-re0:
```

```
-----
Hardware inventory:
```

Item	Version	Part number	Serial number	Description
Chassis			JN11036F8AHA	T1600
Midplane	REV 03	710-017247	RC3799	T-series Backplane
FPM GBUS	REV 10	710-002901	DP7009	T640 FPM Board
FPM Display	REV 01	710-021387	DN7026	T1600 FPM Display
CIP	REV 06	710-002895	DP6024	T-series CIP
PEM 1	Rev 02	740-023211	WA50019	Power Entry Module 4x60A
SCG 0	REV 15	710-003423	DR6757	T640 Sonet Clock Gen.
SCG 1	REV 15	710-003423	DS2225	T640 Sonet Clock Gen.
Routing Engine 0	REV 01	740-026941	737F-1040	RE-DUO-1800
Routing Engine 1	REV 01	740-026941	737F-1016	RE-DUO-1800
CB 0	REV 06	710-022597	DX4011	LCC Control Board
CB 1	REV 06	710-022597	DX4017	LCC Control Board
FPC 1	REV 07	710-013035	DN5847	FPC Type 3-ES
CPU	REV 08	710-016744	DP2570	ST-PMB2
PIC 0	REV 05	750-015217	DB0418	8x 1GE(TYPE3), IQ2
Xcvr 0	REV 01	740-011782	P8Q27ZG	SFP-SX
Xcvr 1		NON-JNPR	PDA1U0D	SFP-SX
Xcvr 2	REV 01	740-011613	P9F1ALW	SFP-SX
Xcvr 3	REV 01	740-011782	PBA403V	SFP-SX
Xcvr 4		NON-JNPR	PDE09DP	SFP-SX
Xcvr 5	REV 01	740-011782	PCH2P4K	SFP-SX
Xcvr 6	REV 01	740-011782	PB94K0F	SFP-SX
Xcvr 7	REV 01	740-011782	PBA2R2A	SFP-SX
PIC 1	REV 03	750-004424	HJ4020	1x 10GE(LAN), DWDM
PIC 2	REV 01	750-003336	HG6073	4x OC-48 SONET, SMSR
MMB 0	REV 04	710-016036	DP3401	ST-MMB2
FPC 3	REV 12	710-013037	DR1169	FPC Type 4-ES
CPU	REV 08	710-016744	DP9429	ST-PMB2
PIC 0	REV 02	750-010850	JA0332	1x OC-768 SONET SR
MMB 0	REV 04	710-016036	DR0628	ST-MMB2
MMB 1	REV 04	710-016036	DR0592	ST-MMB2
FPC 4	REV 05	710-021534	DR7350	FPC Type 1-ES
CPU	REV 08	710-016744	DP8096	ST-PMB2
PIC 0	REV 04	750-014627	DP9171	4x OC-3 1x OC-12 SFP
Xcvr 0	REV 02	740-011615	PDE2RVR	SFP-SR
PIC 1	REV 22	750-005634	DS5815	1x CHOC12 IQ SONET, SMIR
PIC 2	REV 09	750-002911	CF4539	4x F/E, 100 BASE-TX
PIC 3	REV 08	750-021652	DR2827	1x CHOC12 IQE SONET
Xcvr 0		NON-JNPR	8	UNKNOWN
MMB 0	REV 04	710-016036	DR0809	ST-MMB2
FPC 5	REV 07	710-007529	HS5608	FPC Type 3
CPU	REV 15	710-001726	HX4351	FPC CPU
PIC 0	REV 14	750-009567	WJ8961	1x 10GE(LAN), XENPAK
Xcvr 0	REV 01	740-013170	J05K05961	XENPAK-LR
PIC 1	REV 16	750-007141	JJ8146	10x 1GE(LAN), 1000 BASE

Xcvr 1	REV 01	740-011613	P9F117T	SFP-SX
Xcvr 2	REV 01	740-011782	PBA2VCL	SFP-SX
Xcvr 3	REV 01	740-011782	PB83DRB	SFP-SX
Xcvr 4	REV 01	740-011613	AM0812S8UP8	SFP-SX
PIC 2	REV 12	750-009567	WF3566	1x 10GE(LAN), XENPAK
Xcvr 0	REV 02	740-013170	T07C94489	XENPAK-LR
MMB 0	REV 03	710-005555	HZ1907	MMB-288mbit
MMB 1	REV 03	710-005555	HW5283	MMB-288mbit
PPB 0	REV 04	710-002845	HZ7717	PPB Type 3
PPB 1	REV 04	710-002845	HS0110	PPB Type 3
FPC 6	REV 07	710-013035	DP7486	FPC Type 3-ES
CPU	REV 08	710-016744	DP2545	ST-PMB2
PIC 0	REV 09	750-009567	NE6323	1x 10GE(LAN), XENPAK
Xcvr 0	REV 02	740-013170	T09C71959	XENPAK-LR
PIC 1	REV 06	750-015217	DN4775	8x 1GE(TYPE3), IQ2
Xcvr 0	REV 01	740-011782	P7E0T6M	SFP-SX
Xcvr 1	REV 01	740-011613	AM0812S8XAY	SFP-SX
Xcvr 2	REV 01	740-011782	P7E0T6J	SFP-SX
Xcvr 3	REV 01	740-011782	PCH2P7D	SFP-SX
Xcvr 4	REV 01	740-011782	P9B0QYT	SFP-SX
Xcvr 5	REV 01	740-011613	AM0812S8WQJ	SFP-SX
Xcvr 6	REV 02	740-013111	9301220	SFP-T
Xcvr 7	REV 01	740-011782	P9B0TZ5	SFP-SX
PIC 2	REV 06	750-015217	DM6747	8x 1GE(TYPE3), IQ2
Xcvr 0	REV 01	740-011613	PAPOZB2	SFP-SX
Xcvr 1	REV 01	740-013111	70191002	SFP-T
Xcvr 6	REV 01	740-011782	PBA29H8	SFP-SX
Xcvr 7	REV 01	740-011613	AM0812S8WQG	SFP-SX
MMB 0	REV 04	710-016036	DP3238	ST-MMB2
FPC 7	REV 03	710-021540	DV3154	FPC Type 2-ES
CPU	REV 09	710-016744	DT9053	ST-PMB2
PIC 0	REV 13	750-001901	HB4225	4x OC-12 SONET, SMIR
PIC 1	REV 05	750-001900	AD3644	1x OC-48 SONET, SMSR
PIC 2	REV 10	750-008155	HV0335	2x G/E IQ, 1000 BASE
Xcvr 0	REV 01	740-011782	PCH2UKF	SFP-SX
Xcvr 1	REV 01	740-011782	PCH2V19	SFP-SX
PIC 3	REV 03	750-014638	JS9493	1x OC-48-12-3 SFP
Xcvr 0	REV 01	740-011785	P6Q0ENK	SFP-SR
MMB 0	REV 05	710-016036	DP3323	ST-MMB2
SPMB 0	REV 04	710-023321	DX3004	LCC Switch CPU
SPMB 1	REV 04	710-023321	DX3009	LCC Switch CPU
SIB 0	REV 07	710-022594	DW4195	LCC SIB
B Board	REV 07	710-023185	DW3930	LCC SIB Mezz
SIB 1	REV 07	710-022594	DW4179	LCC SIB
B Board	REV 07	710-023185	DW3919	LCC SIB Mezz
SIB 2				
SIB 3	REV 06	710-022594	DT8251	LCC SIB
B Board	REV 06	710-023185	DT5792	LCC SIB Mezz
SIB 4	REV 08	710-022594	DW8014	LCC SIB
B Board	REV 07	710-023185	DW3917	LCC SIB Mezz
Fan Tray 0				Front Top Fan Tray
Fan Tray 1				Front Bottom Fan Tray
Fan Tray 2				Rear Fan Tray -- Rev 3

lcc1-re0:

Hardware inventory:

Item	Version	Part number	Serial number	Description
Chassis			JN1102270AHA	T1600
Midplane	REV 04	710-017247	RC5358	T-series Backplane
FPM GBUS	REV 10	710-002901	DS3443	T640 FPM Board

FPM Display	REV 01	710-021387	DS6411	T1600 FPM Display
CIP	REV 06	710-002895	DS4235	T-series CIP
PEM 0	Rev 02	740-023211	VM82438	Power Entry Module 4x60A
SCG 0	REV 15	710-003423	DS6649	T640 Sonet Clock Gen.
SCG 1	REV 15	710-003423	DR6775	T640 Sonet Clock Gen.
Routing Engine 0	REV 01	740-026941	737F-1083	RE-DUO-1800
Routing Engine 1	REV 01	740-026941	737F-1104	RE-DUO-1800
CB 0	REV 06	710-022597	DW8542	LCC Control Board
CB 1	REV 06	710-022597	DW8530	LCC Control Board
FPC 0	REV 02	710-010845	JE2392	FPC Type 4
CPU	REV 02	710-011481	JF6820	FPC CPU-Enhanced
PIC 0	REV 11	750-017405	DP7259	4x 10GE (LAN/WAN) XFP
Xcvr 0	REV 01	740-014279	AA0741N1C8T	XFP-10G-LR
Xcvr 1	REV 01	740-014279	AA0746N1GAM	XFP-10G-LR
Xcvr 2	REV 01	740-014279	AA0747N1H0B	XFP-10G-LR
Xcvr 3	REV 01	740-014279	AA0748N1HZ5	XFP-10G-LR
MMB 0	REV 03	710-010842	HY7601	ST-MMB
FPC 1	REV 16	710-013037	BBAA7398	FPC Type 4-ES
CPU	REV 09	710-016744	BBAA2329	ST-PMB2
PIC 0	REV 03	711-029996	EB1575	100GE
PIC 1	REV 06	750-034781	EB9980	100GE CFP
MMB 0	REV 04	710-025563	BBAA5325	ST-MMB2
MMB 1	REV 04	710-025563	BBAA5444	ST-MMB2
FPC 2	REV 16	710-013037	BBAA7185	FPC Type 4-ES
CPU	REV 09	710-016744	BBAA3522	ST-PMB2
PIC 0	REV 03	711-029996	EB1557	100GE
PIC 1	REV 05	750-034781	EB4660	100GE CFP
Xcvr 0	REV 0	740-032210	J10F73666	CFP-100G-LR4
BRIDGE 0	REV 02	711-029995	EB2237	100GE Bridge Board
MMB 0	REV 04	710-025563	BBAA5347	ST-MMB2
MMB 1	REV 04	710-025563	BBAA5401	ST-MMB2
FPC 3	REV 10	710-021534	DZ0941	FPC Type 1-ES
CPU	REV 09	710-016744	DY6364	ST-PMB2
PIC 0	REV 13	750-012266	DK9192	4x 1GE(LAN), IQ2
Xcvr 0	REV 01	740-011613	AM0812S8WVD	SFP-SX
Xcvr 1		NON-JNPR	PDD63Q4	SFP-SX
Xcvr 2		NON-JNPR	PDE4G54	SFP-SX
Xcvr 3		NON-JNPR	PD40MAG	SFP-SX
PIC 1	REV 01	750-007641	HJ2003	1x G/E IQ, 1000 BASE
Xcvr 0	REV 01	740-011613	AM0812S8WVG	SFP-SX
PIC 3	REV 17	750-007444	JB6873	1x CHSTM1 IQ SDH, SMIR
MMB 0	REV 04	710-025563	DZ0281	ST-MMB2
FPC 4	REV 06	710-013035	DK0614	FPC Type 3-ES
CPU	REV 07	710-016744	DK1616	ST-PMB2
PIC 0	REV 22	750-007141	DM1870	10x 1GE(LAN), 1000 BASE
Xcvr 0	REV 01	740-011782	PCL3UKW	SFP-SX
Xcvr 1	REV 01	740-011782	P7E0T73	SFP-SX
Xcvr 2	REV 01	740-007326	P4TOWLR	SFP-SX
Xcvr 3	REV 01	740-011782	PAR1LRL	SFP-SX
Xcvr 4	REV 01	740-011782	P9MOU3Z	SFP-SX
Xcvr 5	REV 01	740-011782	P9MOU0C	SFP-SX
Xcvr 6	REV 01	740-011782	P9MOTLG	SFP-SX
Xcvr 7	REV 01	740-011782	P9MOU0F	SFP-SX
Xcvr 8	REV 01	740-011613	PFA6LAP	SFP-SX
Xcvr 9	REV 01	740-011782	PCH2POU	SFP-SX
PIC 1	REV 16	750-009450	CV2565	1x OC-192 SM SR2
PIC 2	REV 05	750-004424	HH3057	1x 10GE(LAN), 10GBASE-LR
PIC 3	REV 12	750-013423	DP0403	MultiServices 500
MMB 0	REV 04	710-016036	DK1988	ST-MMB2

FPC 5	REV 07	710-013560	DR0004	E2-FPC Type 3
CPU	REV 05	710-013563	DR0089	FPC CPU-Enhanced
PIC 0	REV 11	750-012793	DR6107	1x 10GE(LAN/WAN) IQ2
Xcvr 0	REV 01	740-014289	C743XU074	XFP-10G-SR
PIC 1	REV 01	750-004695	HD5980	1x Tunnel
PIC 2	REV 32	750-003700	DL3770	1x OC-192 12xMM VSR
PIC 3	REV 12	750-009553	WB8901	4x OC-48 SONET
Xcvr 0	REV 01	740-011785	P9D1GTQ	SFP-SR
Xcvr 1	REV 01	740-011785	PDSOMMB	SFP-SR
Xcvr 3	REV 01	740-011785	PDE1KXP	SFP-SR
MMB 0	REV 07	710-010171	DP7374	MMB-5M3-288mbit
MMB 1	REV 07	710-010171	DP7404	MMB-5M3-288mbit
FPC 6	REV 07	710-013035	DM0994	FPC Type 3-ES
CPU	REV 07	710-016744	DM3651	ST-PMB2
PIC 0	REV 07	750-015217	DN4743	8x 1GE(TYPE3), IQ2
Xcvr 3	REV 01	740-011613	AM0812S8XB0	SFP-SX
Xcvr 4	REV 01	740-011782	PB829RB	SFP-SX
Xcvr 5	REV 01	740-011782	P8J1SYX	SFP-SX
PIC 1	REV 03	750-003336	HJ9954	4x OC-48 SONET, SMSR
PIC 3	REV 02	750-012793	JM7665	1x 10GE(LAN/WAN) IQ2
MMB 0	REV 04	710-016036	DN6913	ST-MMB2
FPC 7	REV 08	710-010845	JM3958	FPC Type 4
CPU	REV 04	710-011481	JK3669	FPC CPU-Enhanced
PIC 0	REV 11	750-017405	DP8837	4x 10GE (LAN/WAN) XFP
Xcvr 1	REV 01	740-014279	753019A00277	XFP-10G-LR
Xcvr 2	REV 02	740-011571	C850XJ00P	XFP-10G-SR
Xcvr 3	REV 01	740-014279	AA0813N1RTG	XFP-10G-LR
MMB 0	REV 04	710-010842	JN1971	ST-MMB
SPMB 0	REV 04	710-023321	DW3629	LCC Switch CPU
SPMB 1	REV 04	710-023321	DW3621	LCC Switch CPU
SIB 0	REV 07	710-022594	DW4200	LCC SIB
B Board	REV 07	710-023185	DW3932	LCC SIB Mezz
SIB 1	REV 07	710-022594	DW4193	LCC SIB
B Board	REV 07	710-023185	DW3904	LCC SIB Mezz
SIB 2				
SIB 3	REV 07	710-022594	DW4210	LCC SIB
B Board	REV 06	710-023185	DT5780	LCC SIB Mezz
SIB 4	REV 08	710-022594	DW8019	LCC SIB
B Board	REV 06	710-023185	DT5795	LCC SIB Mezz
Fan Tray 0				Front Top Fan Tray
Fan Tray 1				Front Bottom Fan Tray
Fan Tray 2				Rear Fan Tray -- Rev 3

show chassis hardware
sfc (TX Matrix Plus
Router)

user@host> show chassis hardware sfc 0
sfc0-re0:

Hardware inventory:

Item	Version	Part number	Serial number	Description
Chassis			JN112F007AHB	TXP
Midplane	REV 05	710-022574	TS4027	SFC Midplane
FPM Display	REV 03	710-024027	DX0282	TXP FPM Display
CIP 0	REV 04	710-023792	DW4889	TXP CIP
CIP 1	REV 04	710-023792	DW4887	TXP CIP
PEM 0	Rev 07	740-027463	UM26368	Power Entry Module
Routing Engine 0	REV 01	740-026942	737A-1064	SFC RE
Routing Engine 1	REV 01	740-026942	737A-1082	SFC RE
CB 0	REV 09	710-022606	DW6099	SFC Control Board
CB 1	REV 09	710-022606	DW6096	SFC Control Board
SPMB 0		BUILTIN		SFC Switch CPU
SPMB 1		BUILTIN		SFC Switch CPU
SIB F13 0	REV 04	710-022600	DX0841	F13 SIB

B Board	REV 03	710-023431	DX0966	F13 SIB Mezz
SIB F13 1	REV 04	750-024564	DW5776	F13 SIB
B Board	REV 03	710-023431	DW9028	F13 SIB
SIB F13 3	REV 04	750-024564	DW5762	F13 SIB
B Board	REV 03	710-023431	DW9059	F13 SIB
SIB F13 4	REV 04	750-024564	DW5797	F13 SIB
B Board	REV 03	710-023431	DW9041	F13 SIB
SIB F13 6	REV 04	750-024564	DW5770	F13 SIB
B Board	REV 03	710-023431	DW9079	F13 SIB Mezz
SIB F13 7	REV 04	750-024564	DW5758	F13 SIB
B Board	REV 03	710-023431	DW9047	F13 SIB
SIB F13 8	REV 04	750-024564	DW5761	F13 SIB
B Board	REV 03	710-023431	DW9043	F13 SIB Mezz
SIB F13 9	REV 04	750-024564	DW5754	F13 SIB
B Board	REV 03	710-023431	DW9078	F13 SIB Mezz
SIB F13 11	REV 04	710-022600	DX0826	F13 SIB
B Board	REV 03	710-023431	DX0967	F13 SIB Mezz
SIB F13 12	REV 04	750-024564	DW5794	F13 SIB
B Board	REV 03	710-023431	DW9044	F13 SIB Mezz
SIB F2S 0/0	REV 05	710-022603	DW7897	F2S SIB
B Board	REV 05	710-023787	DW7657	NEO PMB
SIB F2S 0/2	REV 05	710-022603	DW7833	F2S SIB
B Board	REV 05	710-023787	DW7526	NEO PMB
SIB F2S 0/4	REV 05	710-022603	DW7875	F2S SIB
B Board	REV 05	710-023787	DW7588	NEO PMB
SIB F2S 0/6	REV 05	710-022603	DW7860	F2S SIB
B Board	REV 05	710-023787	DW7589	NEO PMB
SIB F2S 1/0	REV 04	710-022603	DW4820	F2S SIB
B Board	REV 05	710-023787	DW8510	NEO PMB
SIB F2S 1/2	REV 05	710-022603	DW7849	F2S SIB
B Board	REV 05	710-023787	DW7525	NEO PMB
SIB F2S 1/4	REV 05	710-022603	DW7927	F2S SIB
B Board	REV 05	710-023787	DW7556	F2S SIB Mezz
SIB F2S 1/6	REV 05	710-022603	DW7866	F2S SIB
B Board	REV 05	710-023787	DW7651	NEO PMB
SIB F2S 2/0	REV 05	710-022603	DW7880	F2S SIB
B Board	REV 05	710-023787	DW7523	NEO PMB
SIB F2S 2/2	REV 05	710-022603	DW7895	F2S SIB
B Board	REV 05	710-023787	DW7591	NEO PMB
SIB F2S 2/4	REV 05	710-022603	DW7907	F2S SIB
B Board	REV 05	710-023787	DW7590	NEO PMB
SIB F2S 2/6	REV 05	710-022603	DW7785	F2S SIB
B Board	REV 05	710-023787	DW7524	NEO PMB
SIB F2S 3/0	REV 05	710-022603	DW7782	F2S SIB
B Board	REV 05	710-023787	DW7634	NEO PMB
SIB F2S 3/2	REV 05	710-022603	DW7793	F2S SIB
B Board	REV 05	710-023787	DW7548	NEO PMB
SIB F2S 3/4	REV 05	710-022603	DW7779	F2S SIB
B Board	REV 05	710-023787	DW7587	NEO PMB
SIB F2S 3/6	REV 05	710-022603	DW7930	F2S SIB
B Board	REV 05	710-023787	DW7505	NEO PMB
SIB F2S 4/0	REV 05	710-022603	DW7867	F2S SIB
B Board	REV 05	710-023787	DW7656	NEO PMB
SIB F2S 4/2	REV 05	710-022603	DW7917	F2S SIB
B Board	REV 05	710-023787	DW7640	NEO PMB
SIB F2S 4/4	REV 05	710-022603	DW7929	F2S SIB
B Board	REV 05	710-023787	DW7643	NEO PMB
SIB F2S 4/6	REV 05	710-022603	DW7870	F2S SIB
B Board	REV 05	710-023787	DW7635	NEO PMB
Fan Tray 0	REV 06	760-024497	DV7831	Front Fan Tray
Fan Tray 1	REV 06	760-024497	DV9614	Front Fan Tray

Fan Tray 2	REV 06	760-024502	DV9618	Rear Fan Tray
Fan Tray 3	REV 06	760-024502	DV9616	Rear Fan Tray
Fan Tray 4	REV 06	760-024502	DV7807	Rear Fan Tray
Fan Tray 5	REV 06	760-024502	DV7828	Rear Fan Tray

show chassis hardware extensive (TX Matrix Plus Router)

```
user@host> show chassis hardware extensive
sfc0-re0:
```

```
-----
Hardware inventory:
Item          Version  Part number  Serial number  Description
Chassis              JN112F007AHB  TXP
Jedec Code: 0x7fb0      EEPROM Version: 0x02
S/N: JN112F007AHB
Assembly ID: 0x052c      Assembly Version: 00.00
Date: 00-00-0000      Assembly Flags: 0x00
ID: TXP
Board Information Record:
Address 0x00: 00 00 00 00 00 00 00 00 00 00 00 00 00 00 00 00
I2C Hex Data:
Address 0x00: 7f b0 02 ff 05 2c 00 00 00 00 00 00 00 00 00 00
Address 0x10: 00 00 00 00 00 00 00 00 00 00 00 00 00 00 00 00
Address 0x20: 4a 4e 31 31 32 46 30 30 37 41 48 42 00 00 00 00
Address 0x30: 00 00 00 00 00 00 00 00 00 00 00 00 00 00 00 00
Address 0x40: 00 00 00 00 00 00 00 00 00 00 00 00 00 00 00 00
Address 0x50: 00 00 00 00 00 00 00 00 00 00 00 00 00 00 00 00
Address 0x60: 00 00 00 00 00 00 00 00 00 00 00 00 00 00 00 00
Address 0x70: 00 00 00 00 00 00 00 00 00 00 00 00 00 00 00 00
Midplane          REV 05  710-022574  TS4027          SFC Midplane
Jedec Code: 0x7fb0      EEPROM Version: 0x01
P/N: 710-022574      S/N: S/N TS4027
Assembly ID: 0x0962      Assembly Version: 01.05
Date: 03-23-2009      Assembly Flags: 0x00
Version: REV 05
ID: SFC Midplane
Board Information Record:
Address 0x00: ad 01 ff ff 00 1d b5 14 00 00 ff ff ff ff ff ff
I2C Hex Data:
Address 0x00: 7f b0 01 ff 09 62 01 05 52 45 56 20 30 35 00 00
Address 0x10: 00 00 00 00 37 31 30 2d 30 32 32 35 37 34 00 00
Address 0x20: 53 2f 4e 20 54 53 34 30 32 37 00 00 00 17 03 07
Address 0x30: d9 ff ff ff ad 01 ff ff 00 1d b5 14 00 00 ff ff
Address 0x40: ff ff ff ff 00 ff ff ff ff ff ff ff ff ff ff ff
Address 0x50: ff ff ff ff ff ff ff ff ff ff ff ff ff ff ff ff
Address 0x60: ff ff ff ff ff ff ff ff ff ff ff ff ff ff ff ff
Address 0x70: ff ff ff ff ff ff ff ff ff ff ff ff ff ff ff ff
FPM Display       REV 03  710-024027  DX0282          TXP FPM Display
Jedec Code: 0x7fb0      EEPROM Version: 0x01
P/N: 710-024027      S/N: S/N DX0282
Assembly ID: 0x096c      Assembly Version: 01.03
Date: 02-10-2009      Assembly Flags: 0x00
Version: REV 03
ID: TXP FPM Display      FRU Model Number: CRAFT-TXP
Board Information Record:
Address 0x00: ff ff ff ff ff ff ff ff ff ff ff ff ff ff ff ff
I2C Hex Data:
Address 0x00: 7f b0 01 ff 09 6c 01 03 52 45 56 20 30 33 00 00
Address 0x10: 00 00 00 00 37 31 30 2d 30 32 34 30 32 37 00 00
Address 0x20: 53 2f 4e 20 44 58 30 32 38 32 00 00 00 0a 02 07
Address 0x30: d9 ff ff ff ff ff ff ff ff ff ff ff ff ff ff ff
Address 0x40: ff ff ff ff 01 00 00 00 00 00 00 00 00 00 00 43
Address 0x50: 52 41 46 54 2d 54 58 50 00 00 00 00 00 00 00 00
```



```

Address 0x60: 00 00 00 00 00 00 ff ff ff ff ff ff ff ff ff
Address 0x70: ff ff ff ff ff ff ff ff ff ff ff ff ff ff ff
CIP 0          REV 04    710-023792    DW4889          TXP CIP
Jedec Code:    0x7fb0          EEPROM Version:    0x01
P/N:           710-023792      S/N:              S/N DW4889
Assembly ID:   0x0969          Assembly Version:  01.04
Date:          01-26-2009      Assembly Flags:    0x00
Version:       REV 04
ID: TXP CIP                      FRU Model Number: CIP-TXP
Board Information Record:
Address 0x00: ff ff ff ff ff ff ff ff ff ff ff ff ff ff ff

```

show chassis hardware clei-models (TX Matrix Plus Router)

```

user@host> show chassis hardware clei-models
sfc0-re0:

```

```

-----
Hardware inventory:

```

Item	Version	Part number	CLEI code	FRU model number
Midplane	REV 05	710-022574		CHAS-BP-TXP-S
FPM Display	REV 03	710-024027		CRAFT-TXP-S
CIP 0	REV 05	710-023792		CIP-TXP-S
CIP 1	REV 05	710-023792		CIP-TXP-S
PEM 0	Rev 04	740-027463	IPUPAFGKTA	PWR-TXP-7-60-DC
PEM 1	Rev 04	740-027463	IPUPAFGKTA	PWR-TXP-7-60-DC
Routing Engine 0	REV 06	740-026942		RE-DUO-C2600-16G-S
Routing Engine 1	REV 06	740-026942		RE-DUO-C2600-16G-S
CB 0	REV 05	710-022606		CB-TXP-S
CB 1	REV 09	710-022606		CB-TXP-S
SIB F13 0	REV 04	750-024564		SIB-TXP-F13
SIB F13 3	REV 04	750-024564		SIB-TXP-F13
SIB F13 8	REV 04	750-024564		SIB-TXP-F13
SIB F13 11	REV 04	750-024564		SIB-TXP-F13
SIB F13 12	REV 03	750-024564		SIB-TXP-F13
SIB F2S 0/0	REV 05	710-022603		SIB-TXP-F2S-S
SIB F2S 0/2	REV 05	710-022603		SIB-TXP-F2S-S
SIB F2S 0/4	REV 04	710-022603		SIB-TXP-F2S-S
SIB F2S 0/6	REV 04	710-022603		SIB-TXP-F2S-S
SIB F2S 1/0	REV 04	710-022603		SIB-TXP-F2S-S
SIB F2S 1/2	REV 05	710-022603		SIB-TXP-F2S-S
SIB F2S 1/4	REV 04	710-022603		SIB-TXP-F2S-S
SIB F2S 1/6	REV 05	710-022603		SIB-TXP-F2S-S
SIB F2S 2/0	REV 04	710-022603		SIB-TXP-F2S-S
SIB F2S 2/2	REV 04	710-022603		SIB-TXP-F2S-S
SIB F2S 2/4	REV 05	710-022603		SIB-TXP-F2S-S
SIB F2S 2/6	REV 04	710-022603		SIB-TXP-F2S-S
SIB F2S 3/0	REV 05	710-022603		SIB-TXP-F2S-S
SIB F2S 3/2	REV 03	710-022603		SIB-TXP-F2S-S
SIB F2S 3/4	REV 05	710-022603		SIB-TXP-F2S-S
SIB F2S 3/6	REV 03	710-022603		SIB-TXP-F2S-S
SIB F2S 4/0	REV 03	710-022603		SIB-TXP-F2S-S
SIB F2S 4/2	REV 05	710-022603		SIB-TXP-F2S-S
SIB F2S 4/4	REV 04	710-022603		SIB-TXP-F2S-S
SIB F2S 4/6	REV 03	710-022603		SIB-TXP-F2S-S
Fan Tray 0	REV 02	760-024497		FANTRAY-TXP-H-S
Fan Tray 1	REV 02	760-024497		FANTRAY-TXP-H-S
Fan Tray 2	REV 05	760-024502		FANTRAY-TXP-V-S
Fan Tray 3				
Fan Tray 4	REV 05	760-024502		FANTRAY-TXP-V-S
Fan Tray 5	REV 02	760-024502		FANTRAY-TXP-V-S

```

lcc0-re0:
-----

```

Hardware inventory:

Item	Version	Part number	CLEI code	FRU model number
Midplane	REV 03	710-017247	IPUPAC8KTA	CHAS-BP-T1600-S
FPM Display	REV 01	710-021387		CRAFT-T1600-S
CIP	REV 06	710-002895		CIP-L-T640-S
PEM 1	Rev 02	740-023211		PWR-T1600-4-60-DC-S
SCG 0	REV 15	710-003423		SCG-T-S
SCG 1	REV 15	710-003423		SCG-T-S
Routing Engine 0	REV 01	740-026941		RE-DUO-C1800-8G-S
Routing Engine 1	REV 01	740-026941		RE-DUO-C1800-8G-S
CB 0	REV 06	710-022597		CB-LCC-S
CB 1	REV 06	710-022597		CB-LCC-S
FPC 1	REV 07	710-013035		T640-FPC3-ES
PIC 0	REV 05	750-015217		PC-8GE-TYPE3-SFP-IQ2
PIC 1	REV 03	750-004424		PC-1XGE-LR
PIC 2	REV 01	750-003336		PC-40C48-SON-SMSR
FPC 3	REV 12	710-013037		T1600-FPC4-ES
PIC 0	REV 02	750-010850		PD-10C768-SON-SR
FPC 4	REV 05	710-021534		T640-FPC1-ES
PIC 0	REV 04	750-014627		PB-40C3-10C12-SON-SFP
PIC 1	REV 22	750-005634		PB-1CHOC12SMIR-QPP
PIC 2	REV 09	750-002911		PB-4FE-TX
PIC 3	REV 08	750-021652		PB-1CHOC12-STM4-IQE-SFP
FPC 5	REV 07	710-007529		T640-FPC3
PIC 0	REV 14	750-009567		PC-1XGE-XENPAK
PIC 1	REV 16	750-007141		PC-10GE-SFP
PIC 2	REV 12	750-009567		PC-1XGE-XENPAK
FPC 6	REV 07	710-013035		T640-FPC3-ES
PIC 0	REV 09	750-009567		PC-1XGE-XENPAK
PIC 1	REV 06	750-015217		PC-8GE-TYPE3-SFP-IQ2
PIC 2	REV 06	750-015217		PC-8GE-TYPE3-SFP-IQ2
FPC 7	REV 03	710-021540		T640-FPC2-ES
PIC 0	REV 13	750-001901		PB-40C12-SON-SMIR
PIC 1	REV 05	750-001900		PB-10C48-SON-SMSR
PIC 2	REV 10	750-008155		PB-2GE-SFP-QPP
PIC 3	REV 03	750-014638		PB-10C48-SON-B-SFP
SIB 0	REV 07	710-022594		SIB-TXP-T1600-S
SIB 1	REV 07	710-022594		SIB-TXP-T1600-S
SIB 3	REV 06	710-022594		SIB-TXP-T1600-S
SIB 4	REV 08	710-022594		SIB-TXP-T1600-S
Fan Tray 0				FANTRAY-T-S
Fan Tray 1				FANTRAY-T-S
Fan Tray 2				FANTRAY-TXP-R-S

lcc1-re0:

Hardware inventory:

Item	Version	Part number	CLEI code	FRU model number
Midplane	REV 04	710-017247	IPUPAC8KTA	CHAS-BP-T1600-S
FPM Display	REV 01	710-021387		CRAFT-T1600-S
CIP	REV 06	710-002895		CIP-L-T640-S
PEM 0	Rev 02	740-023211		PWR-T1600-4-60-DC-S
SCG 0	REV 15	710-003423		SCG-T-S
SCG 1	REV 15	710-003423		SCG-T-S
Routing Engine 0	REV 01	740-026941		RE-DUO-C1800-8G-S
Routing Engine 1	REV 01	740-026941		RE-DUO-C1800-8G-S
CB 0	REV 06	710-022597		CB-LCC-S
CB 1	REV 06	710-022597		CB-LCC-S
FPC 0	REV 02	710-010845		T640-FPC4-ES
PIC 0	REV 11	750-017405		PD-4XGE-XFP
FPC 1	REV 16	710-013037		T1600-FPC4-ES

PIC 1	REV 06	750-034781	PD-1CE-CFP
FPC 2	REV 16	710-013037	T1600-FPC4-ES
PIC 1	REV 05	750-034781	PD-1CE-CFP
FPC 3	REV 10	710-021534	T640-FPC1-ES
PIC 0	REV 13	750-012266	PB-4GE-TYPE1-SFP-IQ2
PIC 1	REV 01	750-007641	PE-1GE-SFP-QPP
PIC 3	REV 17	750-007444	PB-1CHSTM1-SMIR-QPP
FPC 4	REV 06	710-013035	T640-FPC3-ES
PIC 0	REV 22	750-007141	PC-10GE-SFP
PIC 1	REV 16	750-009450	PC-10C192-SON-SR2
PIC 2	REV 05	750-004424	PC-1XGE-LR
PIC 3	REV 12	750-013423	PC-MS-500-3
FPC 5	REV 07	710-013560	T640-FPC3-E2
PIC 0	REV 11	750-012793	PC-1XGE-TYPE3-XFP-IQ2
PIC 1	REV 01	750-004695	PC-TUNNEL
PIC 2	REV 32	750-003700	PC-10C192-SON-VSR
PIC 3	REV 12	750-009553	PC-40C48-SON-SFP
FPC 6	REV 07	710-013035	T640-FPC3-ES
PIC 0	REV 07	750-015217	PC-8GE-TYPE3-SFP-IQ2
PIC 1	REV 03	750-003336	PC-40C48-SON-SMSR
PIC 3	REV 02	750-012793	PC-1XGE-TYPE3-XFP-IQ2
FPC 7	REV 08	710-010845	T640-FPC4-ES
PIC 0	REV 11	750-017405	PD-4XGE-XFP
SIB 0	REV 07	710-022594	SIB-TXP-T1600-S
SIB 1	REV 07	710-022594	SIB-TXP-T1600-S
SIB 3	REV 07	710-022594	SIB-TXP-T1600-S
SIB 4	REV 08	710-022594	SIB-TXP-T1600-S
Fan Tray 0			FANTRAY-T-S
Fan Tray 1			FANTRAY-T-S
Fan Tray 2			FANTRAY-TXP-R-S

show chassis hardware detail (TX Matrix Plus Router)

```
user@host> show chassis hardware detail
sfc0-re0:
```

```
-----
Hardware inventory:
Item          Version  Part number  Serial number  Description
Chassis                               JN111B023AHB  TXP
Midplane      REV 01   710-022574   TR7990         SFC Midplane
FPM Display   REV 03   710-024027   DW4699         TXP FPM Display
CIP 0         REV 01   710-023792   DR1437         TXP CIP
CIP 1         REV 02   710-023792   DS4564         TXP CIP
PEM 0         Rev 07   740-027463   UM26360        Power Entry Module
Routing Engine 0 REV 01   740-026942   737A-1024      SFC RE
  ad0 3887 MB SMART CF 200811050193CEB1CEB1 Compact Flash
  ad1 30533 MB SAMSUNG MCBQE32G8MPP-0V SY814A0762 Disk 1
Routing Engine 1 REV 01   740-026942   737A-1024      SFC RE
  ad0 3887 MB SMART CF 20081105004C19A019A0 Compact Flash
  ad1 30533 MB SAMSUNG MCBQE32G8MPP-0V SY814A0794 Disk 1
CB 0          REV 03   710-022606   DR7134         SFC Control Board
CB 1          REV 01   710-022606   DP8890         SFC Control Board
SPMB 0        BUILTIN                SFC Switch CPU
SPMB 1        BUILTIN                SFC Switch CPU
SIB F13 0     REV 03   750-024564   DT9478         F13 SIB
  B Board    REV 02   710-023431   DT6554         F13 SIB
SIB F13 1     REV 03   750-024564   DT9454         F13 SIB
  B Board    REV 02   710-023431   DT6551         F13 SIB
SIB F2S 0/0   REV 02   710-022603   DT2838         F2S SIB
  B Board    REV 02   710-023787   DT1725         NEO PMB
SIB F2S 0/2   REV 02   710-022603   DT2824         F2S SIB
  B Board    REV 02   710-023787   DT1706         NEO PMB
SIB F2S 0/4   REV 02   710-022603   DT2822         F2S SIB
```

B Board	REV 02	710-023787	DT1696	NEO PMB
SIB F2S 0/6	REV 02	710-022603	DT2823	F2S SIB
B Board	REV 02	710-023787	DT1717	NEO PMB
SIB F2S 1/0	REV 03	710-022603	DV0059	F2S SIB
B Board	REV 03	710-023787	DT9942	NEO PMB
SIB F2S 1/2	REV 02	710-022603	DT2826	F2S SIB
B Board	REV 02	710-023787	DT1713	NEO PMB
SIB F2S 1/4	REV 03	710-022603	DV0092	F2S SIB
B Board	REV 03	710-023787	DV0000	NEO PMB
SIB F2S 1/6	REV 03	710-022603	DV0079	F2S SIB
B Board	REV 03	710-023787	DT9972	NEO PMB
SIB F2S 2/0	REV 03	710-022603	DV0100	F2S SIB
B Board	REV 03	710-023787	DT9925	NEO PMB
SIB F2S 2/2	REV 03	710-022603	DV0050	F2S SIB
B Board	REV 03	710-023787	DV0005	NEO PMB
SIB F2S 2/4	REV 03	710-022603	DV0097	F2S SIB
B Board	REV 03	710-023787	DT9936	NEO PMB
Fan Tray 0	REV 02	760-024497	DR8286	Front Fan Tray
Fan Tray 1	REV 06	760-024497	DV9624	Front Fan Tray
Fan Tray 2	REV 02	760-024502	DR8259	Rear Fan Tray
Fan Tray 3	REV 02	760-024502	DR8270	Rear Fan Tray
Fan Tray 4	REV 02	760-024502	DR8284	Rear Fan Tray
Fan Tray 5	REV 06	760-024502	DV7813	Rear Fan Tray

lcc0-re0:

Hardware inventory:

Item	Version	Part number	Serial number	Description
Chassis			JN1101F27AHA	T1600
Midplane	REV 04	710-017247	RC5317	T Series Backplane
FPM GBUS	REV 10	710-002901	DS8197	T640 FPM Board
FPM Display	REV 01	710-021387	DS6433	T1600 FPM Display
CIP	REV 06	710-002895	DS1493	T Series CIP
PEM 0	Rev 08	740-017906	UD26601	Power Entry Module 3x80
SCG 0	REV 15	710-003423	DP5847	T640 Sonet Clock Gen.
SCG 1	REV 15	710-003423	DR0924	T640 Sonet Clock Gen.
Routing Engine 0	REV 01	740-026942	737F-1024	LCC RE
ad0	3887 MB	SMART CF	2008110502B63E513E51	Compact Flash
ad1	30533 MB	SAMSUNG MCBQE32G8MPP-0V	SY814A1208	Disk 1
Routing Engine 1	REV 01	740-026942	737F-1024	LCC RE
ad0	3887 MB	SMART CF	2008110500F9A8A8A8A8	Compact Flash
ad1	30533 MB	SAMSUNG MCBQE32G8MPP-0V	SY814A1076	Disk 1
CB 0	REV 05	710-022597	DV4264	LCC Control Board
CB 1	REV 03	710-022597	DP8558	LCC Control Board
FPC 0	REV 14	710-013037	DS9967	FPC Type 4-ES
CPU	REV 08	710-016744	DS3989	ST-PMB2
PIC 0	REV 12	750-013198	DL7506	1x Tunnel
PIC 1	REV 12	750-013198	DL7505	1x Tunnel
MMB 0	REV 01	710-025563	DS8524	ST-MMB2
MMB 1	REV 01	710-025563	DS8373	ST-MMB2
FPC 1	REV 14	710-013037	DT0027	FPC Type 4-ES
CPU	REV 09	710-016744	DS7684	ST-PMB2
PIC 0	REV 12	750-013198	DL7512	1x Tunnel
PIC 1	REV 12	750-013198	DL7498	1x Tunnel
MMB 0	REV 01	710-025563	DS8494	ST-MMB2
MMB 1	REV 01	710-025563	DS8436	ST-MMB2
SPMB 0	REV 04	710-023321	DV3867	LCC Switch CPU
SPMB 1	REV 02	710-023321	DP0238	LCC Switch CPU
SIB 0	REV 06	710-022594	DT8268	LCC SIB
B Board	REV 06	710-023185	DT5791	LCC SIB Mezz
SIB 1	REV 06	710-022594	DT8261	LCC SIB

B Board	REV 06	710-023185	DT5769	LCC SIB Mezz
SIB 2	REV 04	710-022594	DS2315	LCC SIB
B Board	REV 06	710-023185	DT5788	LCC SIB Mezz
SIB 3	REV 06	710-022594	DT8253	LCC SIB
B Board	REV 06	710-023185	DT5811	LCC SIB Mezz
SIB 4	REV 06	710-022594	DT8248	LCC SIB
B Board	REV 06	710-023185	DT5812	LCC SIB Mezz
Fan Tray 0				Front Top Fan Tray
Fan Tray 1				Front Bottom Fan Tray
Fan Tray 2				Rear Fan Tray

show chassis hardware models (TX Matrix Plus Router)

```
user@host> show chassis hardware models
```

```
sfc0-re0:
```

```
-----
Hardware inventory:
Item          Version  Part number  Serial number  FRU model number
FPM Display   REV 03    710-024027   DX0282         CRAFT-TXP
CIP 0         REV 04    710-023792   DW4889         CIP-TXP
CIP 1         REV 04    710-023792   DW4887         CIP-TXP
PEM 0         Rev 07    740-027463   UM26368        yyyyyyyyyyyyyyyyyyyyyyyy
Routing Engine 0 REV 01    740-026942   737A-1064      RE-TXP-SFC-DU0-2600-16G
Routing Engine 1 REV 01    740-026942   737A-1082      RE-TXP-SFC-DU0-2600-16G
CB 0          REV 09    710-022606   DW6099         CB-TXP
CB 1          REV 09    710-022606   DW6096         CB-TXP
SIB F13 1     REV 04    750-024564   DW5776         SIB-TXP-F13
SIB F13 3     REV 04    750-024564   DW5762         SIB-TXP-F13
SIB F13 4     REV 04    750-024564   DW5797         SIB-TXP-F13
SIB F13 6     REV 04    750-024564   DW5770         SIB-TXP-F13
SIB F13 7     REV 04    750-024564   DW5758         SIB-TXP-F13
SIB F13 8     REV 04    750-024564   DW5761         SIB-TXP-F13
SIB F13 9     REV 04    750-024564   DW5754         SIB-TXP-F13
SIB F13 12    REV 04    750-024564   DW5794         SIB-TXP-F13
SIB F2S 0/0   REV 05    710-022603   DW7897
SIB F2S 0/2   REV 05    710-022603   DW7833
SIB F2S 0/4   REV 05    710-022603   DW7875
SIB F2S 0/6   REV 05    710-022603   DW7860
SIB F2S 1/0   REV 04    710-022603   DW4820
SIB F2S 1/2   REV 05    710-022603   DW7849
SIB F2S 1/4   REV 05    710-022603   DW7927         SIB-TXP-F2S
SIB F2S 1/6   REV 05    710-022603   DW7866
SIB F2S 2/0   REV 05    710-022603   DW7880
SIB F2S 2/2   REV 05    710-022603   DW7895
SIB F2S 2/4   REV 05    710-022603   DW7907
SIB F2S 2/6   REV 05    710-022603   DW7785
SIB F2S 3/0   REV 05    710-022603   DW7782
SIB F2S 3/2   REV 05    710-022603   DW7793
SIB F2S 3/4   REV 05    710-022603   DW7779
SIB F2S 3/6   REV 05    710-022603   DW7930
SIB F2S 4/0   REV 05    710-022603   DW7867
SIB F2S 4/2   REV 05    710-022603   DW7917
SIB F2S 4/4   REV 05    710-022603   DW7929
SIB F2S 4/6   REV 05    710-022603   DW7870
Fan Tray 0    REV 06    760-024497   DV7831         FANTRAY-TXP-F
Fan Tray 1    REV 06    760-024497   DV9614         FANTRAY-TXP-F
Fan Tray 2    REV 06    760-024502   DV9618         FANTRAY-TXP-R
Fan Tray 3    REV 06    760-024502   DV9616         FANTRAY-TXP-R
Fan Tray 4    REV 06    760-024502   DV7807         FANTRAY-TXP-R
Fan Tray 5    REV 06    760-024502   DV7828         FANTRAY-TXP-R
```

```
lcc0-re0:
```

Hardware inventory:

Item	Version	Part number	Serial number	FRU model number
Midplane	REV 03	710-017247	RC3765	CHAS-BP-T1600-S
FPM Display	REV 01	710-021387	DN5441	CRAFT-T1600-S
CIP	REV 06	710-002895	DP6021	CIP-L-T640-S
PEM 0	Rev 07	740-017906	UA26384	PWR-T1600-3-80-DC-S
PEM 1	Rev 07	740-017906	UA26296	PWR-T1600-3-80-DC-S
SCG 0	REV 15	710-003423	DR0875	SCG-T-S
CB 0	REV 06	710-022597	DW8534	CB-LCC
CB 1	REV 06	710-022597	DW8527	CB-LCC
FPC 4	REV 12	710-013037	DJ8717	T1600-FPC4-ES
PIC 0	REV 11	750-017405	DP8795	PD-4XGE-XFP
PIC 1	REV 11	750-017405	DP8794	PD-4XGE-XFP
FPC 6	REV 14	710-013037	DS5335	T1600-FPC4-ES
PIC 0	REV 13	750-017405	DS7634	PD-4XGE-XFP
PIC 1	REV 13	750-017405	DS7637	PD-4XGE-XFP
FPC 7	REV 07	710-013035	DM0990	T1600-FPC3-ES
PIC 0	REV 16	750-007141	JJ8067	PC-10GE-SFP
PIC 1	REV 08	750-015749	WE9598	PC-10C192-SON-XFP
PIC 2	REV 10	750-009450	HX6466	PC-10C192-SON-SR2
SIB 0	REV 08	710-022594	DW8033	SIB-TXP-T1600-S
SIB 1	REV 08	710-022594	DW8044	SIB-TXP-T1600-S
SIB 2	REV 08	710-022594	DW8020	SIB-TXP-T1600-S
SIB 3	REV 08	710-022594	DW8063	SIB-TXP-T1600-S
SIB 4	REV 08	710-022594	DW8064	SIB-TXP-T1600-S
Fan Tray 0				FANTRAY-T-S
Fan Tray 1				FANTRAY-T-S
Fan Tray 2				FANTRAY-TXP-R-S

lcc1-re0:

Hardware inventory:

Item	Version	Part number	Serial number	FRU model number
Midplane	REV 04	710-017247	RC5361	CHAS-BP-T1600-S
FPM Display	REV 01	710-021387	DS6430	CRAFT-T1600-S
CIP	REV 06	710-002895	DS4239	CIP-L-T640-S
PEM 0	Rev 08	740-017906	UD26649	PWR-T1600-3-80-DC-S
SCG 0	REV 15	710-003423	DP5820	SCG-T-S
CB 0	REV 06	710-022597	DW8523	CB-LCC
CB 1	REV 06	710-022597	DW8528	CB-LCC
FPC 4	REV 12	710-013037	DP8509	T1600-FPC4-ES
PIC 0	REV 11	750-017405	DP8808	PD-4XGE-XFP
PIC 1	REV 11	750-017405	DP7263	PD-4XGE-XFP
FPC 6	REV 14	710-013037	DS9961	T1600-FPC4-ES
PIC 0	REV 13	750-017405	DS5532	PD-4XGE-XFP
PIC 1	REV 13	750-017405	DS7639	PD-4XGE-XFP
FPC 7	REV 03	710-013035	DF5564	T1600-FPC3-ES
PIC 0	REV 16	750-007141	JJ8063	PC-10GE-SFP
SIB 0	REV 08	710-022594	DW8035	SIB-TXP-T1600-S
SIB 1	REV 10	710-022594	DX7672	SIB-TXP-T1600-S
SIB 2	REV 08	710-022594	DW8060	SIB-TXP-T1600-S
SIB 3	REV 08	710-022594	DW8072	SIB-TXP-T1600-S
SIB 4	REV 08	710-022594	DW8043	SIB-TXP-T1600-S
Fan Tray 0				FANTRAY-T-S
Fan Tray 1				FANTRAY-T-S
Fan Tray 2				FANTRAY-TXP-R-S

lcc2-re0:

Hardware inventory:

Item	Version	Part number	Serial number	FRU model number
------	---------	-------------	---------------	------------------

Midplane	REV 03	710-017247	RC3956	CHAS-BP-T1600-S
FPM Display	REV 01	710-021387	DN7030	CRAFT-T1600-S
CIP	REV 06	710-002895	DM3962	CIP-L-T640-S
PEM 0	Rev 08	740-017906	UD26519	PWR-T1600-3-80-DC-S
PEM 1	Rev 07	740-017906	UC26601	PWR-T1600-3-80-DC-S
SCG 0	REV 15	710-003423	DP0277	SCG-T-S
CB 0	REV 06	710-022597	DW8524	CB-LCC
CB 1	REV 06	710-022597	DW8536	CB-LCC
FPC 4	REV 12	710-013037	DR1194	T1600-FPC4-ES
PIC 0	REV 11	750-017405	DP8811	PD-4XGE-XFP
PIC 1	REV 11	750-017405	DP8823	PD-4XGE-XFP
FPC 5	REV 12	710-013037	DR1184	T1600-FPC4-ES
PIC 1	REV 11	750-017405	DP4744	PD-4XGE-XFP
FPC 6	REV 12	710-013037	DN8622	T1600-FPC4-ES
PIC 0	REV 14	750-012518	JY9924	PD-40C192-SON-XFP
PIC 1	REV 11	750-017405	DP8776	PD-4XGE-XFP
FPC 7	REV 04	710-013560	JR3968	T640-FPC3-E2
PIC 0	REV 16	750-007141	NC9330	PC-10GE-SFP
SIB 0	REV 07	710-022594	DW4217	SIB-TXP-T1600-S
SIB 1	REV 07	710-022594	DW4213	SIB-TXP-T1600-S
SIB 2	REV 07	710-022594	DW4189	SIB-TXP-T1600-S
SIB 3	REV 07	710-022594	DW4173	SIB-TXP-T1600-S
SIB 4	REV 07	710-022594	DW4201	SIB-TXP-T1600-S
Fan Tray 0				FANTRAY-T-S
Fan Tray 1				FANTRAY-T-S
Fan Tray 2				FANTRAY-TXP-R-S

```
lcc3-re0:
```

```
-----
Hardware inventory:
```

Item	Version	Part number	Serial number	FRU model number
Midplane	REV 04	710-017247	RC5319	CHAS-BP-T1600-S
FPM Display	REV 01	710-021387	DS6402	CRAFT-T1600-S
CIP	REV 06	710-002895	DR9973	CIP-L-T640-S
PEM 0	Rev 07	740-017906	UC26496	PWR-T1600-3-80-DC-S
PEM 1	Rev 07	740-017906	UC26599	PWR-T1600-3-80-DC-S
SCG 0	REV 15	710-003423	DP5831	SCG-T-S
CB 0	REV 06	710-022597	DW8533	CB-LCC
CB 1	REV 06	710-022597	DW8538	CB-LCC
FPC 0	REV 14	710-013037	DS5345	T1600-FPC4-ES
PIC 0	REV 13	750-017405	DS7641	PD-4XGE-XFP
PIC 1	REV 13	750-017405	DS5479	PD-4XGE-XFP
FPC 1	REV 14	710-013037	DS7338	T1600-FPC4-ES
PIC 0	REV 13	750-017405	DS7631	PD-4XGE-XFP
PIC 1	REV 13	750-017405	DS7632	PD-4XGE-XFP
FPC 2	REV 14	710-013037	DS9962	T1600-FPC4-ES
PIC 0	REV 13	750-017405	DS7581	PD-4XGE-XFP
PIC 1	REV 13	750-017405	DS7627	PD-4XGE-XFP
FPC 4	REV 10	710-010845	JZ6573	T640-FPC4-ES
PIC 0	REV 14	750-012518	JT5124	PD-40C192-SON-XFP
FPC 5	REV 14	710-013037	DT0016	T1600-FPC4-ES
PIC 0	REV 14	750-012518	JY9918	PD-40C192-SON-XFP
FPC 7	REV 07	710-013035	DM0967	T1600-FPC3-ES
PIC 0	REV 16	750-007141	JJ8059	PC-10GE-SFP
PIC 1	REV 13	750-004695	DM5712	PC-TUNNEL
SIB 0	REV 07	710-022594	DW4174	SIB-TXP-T1600-S
SIB 1	REV 07	710-022594	DW4207	SIB-TXP-T1600-S
SIB 2	REV 06	710-022594	DT8231	SIB-TXP-T1600-S
SIB 3	REV 07	710-022594	DW4175	SIB-TXP-T1600-S
SIB 4	REV 07	710-022594	DW4209	SIB-TXP-T1600-S
Fan Tray 0				FANTRAY-T-S

Fan Tray 1
Fan Tray 2

FANTRAY-T-S
FANTRAY-TXP-R-S

show chassis hardware
(TX Matrix Plus router
with 3D SIBs)

user@host> show chassis hardware
sfc0-re0:

```
-----
Hardware inventory:
Item          Version  Part number  Serial number  Description
Chassis                               JN11CAAA4AHB  TXP
Midplane      REV 05    710-022574   ABAC4696       SFC Midplane
FPM Display   REV 09    710-024027   EH3138         TXP FPM Display
CIP 0         REV 12    710-023792   EF6349         TXP CIP
CIP 1         REV 12    710-023792   EG5294         TXP CIP
PEM 0         Rev 06    740-027463   XH04595        Power Entry Module
PEM 1         Rev 06    740-027463   XH04592        Power Entry Module
Routing Engine 0 REV 07    740-026942   P737A-002541   RE-DUO-2600
Routing Engine 1 REV 07    740-026942   P737A-002602   RE-DUO-2600
CB 0          REV 15    710-022606   EH4376         SFC Control Board
CB 1          REV 15    710-022606   EH4379         SFC Control Board
SPMB 0                               BUILTIN        SFC Switch CPU
SPMB 1                               BUILTIN        SFC Switch CPU
SIB F13 0     REV 10    750-035002   EM9305         F13 SIB 3D
  B Board     REV 06    711-035082   EM9667         F13 SIB 3D Mezz
  P Board     REV 05    711-043544   EM9708         F13 SIB 3D Power
  Xcvr 0      REV 01    740-047547   XB34FB00S      CXP Module
  Xcvr 2      REV 01    740-047547   XB48FB01H      CXP Module
  Xcvr 4      REV 01    740-047547   XB34FB02W      CXP Module
  Xcvr 6      REV 01    740-047547   XB34FB01T      CXP Module
  Xcvr 8      REV 01    740-047547   XB48FB00W      CXP Module
  Xcvr 10     REV 01    740-047547   XB34FB01S      CXP Module
  Xcvr 12     REV 01    740-047547   XB34FB03H      CXP Module
  Xcvr 14     REV 01    740-047547   XB34FB023      CXP Module
SIB F13 3     REV 01    710-035001   EJ2612         F13 SIB 3D
  B Board     REV 01    711-035082   EJ3815         F13 SIB 3D Mezz
  P Board     REV 01    711-043544   EJ2678         F13 SIB 3D Power
  Xcvr 0      REV 01    740-047547   XB48FB04C      CXP Module
  Xcvr 2      REV 01    740-047547   XB48FB00Z      CXP Module
  Xcvr 4      REV 01    740-047547   XB47FB036      CXP Module
  Xcvr 6      REV 01    740-047547   XB47FB029      CXP Module
  Xcvr 8      REV 01    740-047547   XB48FB02N      CXP Module
  Xcvr 10     REV 01    740-047547   XB42FB0CS      CXP Module
  Xcvr 12     REV 01    740-047547   XB47FB01X      CXP Module
  Xcvr 14     REV 01    740-047547   XB48FB02F      CXP Module
SIB F13 6     REV 05    750-035002   EK2675         F13 SIB 3D
  B Board     REV 03    711-035082   EK2612         F13 SIB 3D Mezz
  P Board     REV 04    711-043544   EK1179         F13 SIB 3D Power
  Xcvr 0      REV 01    740-047547   XB48FB01T      CXP Module
  Xcvr 2      REV 01    740-047547   XB48FB02M      CXP Module
  Xcvr 4      REV 01    740-047547   XB48FB031      CXP Module
  Xcvr 6      REV 01    740-047547   XB48FB04P      CXP Module
  Xcvr 8      REV 01    740-047547   XB48FB02T      CXP Module
  Xcvr 10     REV 01    740-047547   XB34FB01V      CXP Module
  Xcvr 12     REV 01    740-047547   XB48FB02C      CXP Module
  Xcvr 14     NON-JNPR  No Module
SIB F13 12    REV 01    710-035001   EJ2631         F13 SIB 3D
  B Board     REV 01    711-035082   EJ3808         F13 SIB 3D Mezz
  P Board     REV 01    711-043544   EJ2676         F13 SIB 3D Power
SIB F2S 0/0   REV 01    711-034977   EH9829         F2S SIB 3D
  B Board     REV 01    711-034979   EH9927         F2S SIB 3D Mezz
SIB F2S 0/2   REV 01    711-034977   EH9791         F2S SIB 3D
  B Board     REV 01    711-034979   EH9852         F2S SIB 3D Mezz
```


SIB F2S 0/4	REV 01	711-034977	EH9803	F2S SIB 3D
B Board	REV 01	711-034979	EH9915	F2S SIB 3D Mezz
SIB F2S 0/6	REV 01	711-034977	EH9763	F2S SIB 3D
B Board	REV 01	711-034979	EH9880	F2S SIB 3D Mezz
SIB F2S 1/0	REV 01	711-034977	EH9757	F2S SIB 3D
B Board	REV 01	711-034979	EH9889	F2S SIB 3D Mezz
SIB F2S 1/2	REV 01	711-034977	EH9815	F2S SIB 3D
B Board	REV 01	711-034979	EH9890	F2S SIB 3D Mezz
SIB F2S 1/4	REV 08	750-034978	EN1954	F2S SIB 3D
B Board	REV 02	711-034979	EN1436	F2S SIB 3D Mezz
SIB F2S 1/6	REV 01	711-034977	EJ7054	F2S SIB 3D
B Board	REV 01	711-034979	EJ8238	F2S SIB 3D Mezz
SIB F2S 2/0	REV 01	711-034977	EH9830	F2S SIB 3D
B Board	REV 01	711-034979	EH9844	F2S SIB 3D Mezz
SIB F2S 2/2	REV 01	711-034977	EH9818	F2S SIB 3D
B Board	REV 01	711-034979	EH9888	F2S SIB 3D Mezz
SIB F2S 2/4	REV 01	711-034977	EH9795	F2S SIB 3D
B Board	REV 01	711-034979	EH9869	F2S SIB 3D Mezz
SIB F2S 2/6	REV 01	711-034977	EJ7026	F2S SIB 3D
B Board	REV 01	711-034979	EJ8273	F2S SIB 3D Mezz
SIB F2S 3/0	REV 01	711-034977	EH9811	F2S SIB 3D
B Board	REV 01	711-034979	EH9892	F2S SIB 3D Mezz
SIB F2S 3/2	REV 01	711-034977	EH9812	F2S SIB 3D
B Board	REV 01	711-034979	EH9877	F2S SIB 3D Mezz
SIB F2S 3/4	REV 08	750-034978	EN1947	F2S SIB 3D
B Board	REV 02	711-034979	EN1471	F2S SIB 3D Mezz
Fan Tray 0	REV 10	760-024497	EH3313	Front Fan Tray
Fan Tray 1	REV 10	760-024497	EH3290	Front Fan Tray
Fan Tray 2	REV 10	760-024502	EH3292	Rear Fan Tray
Fan Tray 3	REV 10	760-024502	EH3287	Rear Fan Tray
Fan Tray 4	REV 10	760-024502	EH3286	Rear Fan Tray
Fan Tray 5	REV 10	760-024502	EH3285	Rear Fan Tray

lcc0-re0:

Hardware inventory:

Item	Version	Part number	Serial number	Description
Chassis			JN11B23FEAHA	T1600
Midplane	REV 01	710-027486	RC9787	T-series Backplane
FPM GBUS	REV 13	710-002901	BBAG5132	T640 FPM Board
FPM Display	REV 04	710-021387	BBAL9612	T1600 FPM Display
CIP	REV 06	710-002895	BBAN0605	T-series CIP
PEM 0	REV 05	740-036442	1G022060143	Power Entry Module 6x60
PEM 1	REV 05	740-036442	1G022060011	Power Entry Module 6x60
SCG 0	REV 18	710-003423	BBAL7318	T640 Sonet Clock Gen.
SCG 1	REV 18	710-003423	BBAL7255	T640 Sonet Clock Gen.
Routing Engine 0	REV 07	740-026941	P737F-002933	RE-DUO-1800
Routing Engine 1	REV 06	740-026941	P737F-002749	RE-DUO-1800
CB 0	REV 11	710-022597	EH3611	LCC Control Board
CB 1	REV 11	710-022597	EH4798	LCC Control Board
FPC 5	REV 17	710-013037	BBAC5333	FPC Type 4-ES
CPU	REV 10	710-016744	BBAB7619	ST-PMB2
PIC 0	REV 18	750-017405	BBAE3420	4x 10GE (LAN/WAN) XFP
Xcvr 0	REV 03	740-014289	T10C90659	XFP-10G-SR
MMB 0	REV 05	710-025563	BBAB9538	ST-MMB2
MMB 1	REV 05	710-025563	BBAB9502	ST-MMB2
FPC 7	REV 01	750-045173	BBAV0032	FPC Type 5-3D
CPU				
SPMB 0	REV 05	710-023321	EG9434	LCC Switch CPU
SPMB 1	REV 05	710-023321	EH3878	LCC Switch CPU
SIB 0	REV 01	750-041657	EH7997	LCC SIB 3D

B Board	REV 01	711-042424	EH7674	LCC SIB 3D Mezz
Xcvr 0	REV 01	740-047547	XB48FB014	CXP Module
Xcvr 2	REV 01	740-047547	XB48FB05A	CXP Module
Xcvr 4	REV 01	740-047547	XB48FB052	CXP Module
Xcvr 6	REV 01	740-047547	XB48FB01B	CXP Module
SIB 1	REV 01	750-041657	EH8023	LCC SIB 3D
B Board	REV 01	711-042424	EH7659	LCC SIB 3D Mezz
Xcvr 0	REV 01	740-047547	XB48FB05J	CXP Module
Xcvr 2	REV 01	740-047547	XB48FB01E	CXP Module
Xcvr 4	REV 01	740-047547	XB48FB01J	CXP Module
Xcvr 6	REV 01	740-047547	XB48FB02S	CXP Module
SIB 2	REV 03	750-041657	EJ6554	LCC SIB 3D
B Board	REV 02	711-042424	EJ5756	LCC SIB 3D Mezz
Xcvr 0	REV 01	740-047547	XB34FB01Z	CXP Module
Xcvr 2	REV 01	740-047547	XB34FB013	CXP Module
Xcvr 4	REV 01	740-047547	XB48FB04Z	CXP Module
Xcvr 6	REV 01	740-047547	XB48FB05N	CXP Module
Fan Tray 0				Front Top Fan Tray
Fan Tray 1				Front Bottom Fan Tray
Fan Tray 2				Rear Fan Tray -- Rev 4

lcc2-re0:

Hardware inventory:

Item	Version	Part number	Serial number	Description
Chassis			JN1B3975AHA	T1600
Midplane	REV 01	710-027486	RC9826	T-series Backplane
FPM GBUS	REV 13	710-002901	BBAG5124	T640 FPM Board
FPM Display	REV 03	710-021387	BBAJ1112	T1600 FPM Display
CIP	REV 06	710-002895	BBAL3744	T-series CIP
PEM 0	REV 05	740-036442	1G022060081	Power Entry Module 6x60
PEM 1	REV 05	740-036442	1G022060188	Power Entry Module 6x60
SCG 0	REV 18	710-003423	BBAH8775	T640 Sonet Clock Gen.
SCG 1	REV 18	710-003423	BBAL7272	T640 Sonet Clock Gen.
Routing Engine 0	REV 07	740-026941	P737F-002992	RE-DUO-1800
Routing Engine 1	REV 07	740-026941	P737F-002938	RE-DUO-1800
CB 0	REV 11	710-022597	EH4805	LCC Control Board
CB 1	REV 11	710-022597	EH4786	LCC Control Board
FPC 1	REV 01	710-033873	BBAH0320	FPC Type 3-ES
CPU	REV 11	710-016744	BBAF3281	ST-PMB2
MMB 0	REV 06	710-025563	BBAF5061	ST-MMB2
FPC 5	REV 04	710-033871	BBAM5070	FPC Type 4-ES
CPU	REV 11	710-016744	BBAM6653	ST-PMB2
PIC 1	REV 20	750-017405	BBAM1296	4x 10GE (LAN/WAN) XFP
Xcvr 0	REV 03	740-014289	T10B42981	XFP-10G-SR
MMB 0	REV 07	710-025563	BBAN2631	ST-MMB2
MMB 1	REV 07	710-025563	BBAN2538	ST-MMB2
SPMB 0	REV 05	710-023321	EH3903	LCC Switch CPU
SPMB 1	REV 05	710-023321	EH3902	LCC Switch CPU
SIB 0	REV 01	750-041657	EH8019	LCC SIB 3D
B Board	REV 01	711-042424	EH7680	LCC SIB 3D Mezz
Xcvr 0	REV 01	740-047547	XB48FB04F	CXP Module
Xcvr 2	REV 01	740-047547	XB48FB04S	CXP Module
Xcvr 4	REV 01	740-047547	XB48FB04B	CXP Module
Xcvr 6	REV 01	740-047547	XB48FB043	CXP Module
SIB 1	REV 01	750-041657	EH8012	LCC SIB 3D
B Board	REV 01	711-042424	EH7658	LCC SIB 3D Mezz
Xcvr 0	REV 01	740-047547	XB48FB05E	CXP Module
Xcvr 2	REV 01	740-047547	XB48FB01Z	CXP Module
Xcvr 4	REV 01	740-047547	XB48FB018	CXP Module
Xcvr 6	REV 01	740-047547	XB48FB054	CXP Module

SIB 2	REV 01	750-041657	EH7993	LCC SIB 3D
B Board	REV 01	711-042424	EH7678	LCC SIB 3D Mezz
Xcvr 0	REV 01	740-047547	XB48FB05C	CXP Module
Xcvr 2	REV 01	740-047547	XB47FB00N	CXP Module
Xcvr 4	REV 01	740-047547	XB48FB05U	CXP Module
Xcvr 6	REV 01	740-047547	XB48FB05L	CXP Module
Fan Tray 0				Front Top Fan Tray
Fan Tray 1				Front Bottom Fan Tray
Fan Tray 2				Rear Fan Tray -- Rev 4

show chassis hardware
clei-models (TX Matrix)

user@host> show chassis hardware clei-models
sfc0-re0:

Plus router with 3D
SIBs)

Hardware inventory:

Item	Version	Part number	CLEI code	FRU model number
Midplane	REV 05	710-022574		CHAS-BP-TXP-S
FPM Display	REV 09	710-024027		CRAFT-TXP-S
CIP 0	REV 12	710-023792		CIP-TXP-S
CIP 1	REV 12	710-023792		CIP-TXP-S
PEM 0	Rev 06	740-027463	IPUPAFGKTA	PWR-TXP-7-60-DC-S
Routing Engine 0	REV 07	740-026942		RE-DUO-C2600-16G-S
Routing Engine 1	REV 07	740-026942		RE-DUO-C2600-16G-S
CB 0	REV 13	710-022606		CB-TXP-S
CB 1	REV 14	710-022606		CB-TXP-S
SIB F13 0	REV 10	750-035002	PROTOXCLEI	SIB-TXP-3D-F13-S
Xcvr 0	REV 01	740-048813		
Xcvr 1	REV 01	740-048813		
Xcvr 2	REV 01	740-048813		
Xcvr 3	REV 01	740-048813		
Xcvr 4	REV 01	740-048813		
Xcvr 5	REV 01	740-048813		
Xcvr 6	REV 01	740-048813		
Xcvr 7	REV 01	740-048813		
Xcvr 8	REV 01	740-047547		CXP-TXP-3D
Xcvr 10	REV 01	740-047547		CXP-TXP-3D
Xcvr 12	REV 01	740-047547		CXP-TXP-3D
Xcvr 14	REV 01	740-047547		CXP-TXP-3D
SIB F13 1	REV 10	750-035002	PROTOXCLEI	SIB-TXP-3D-F13-S
Xcvr 0	REV 01	740-047547		CXP-TXP-3D
Xcvr 1	REV 01	740-047547		CXP-TXP-3D
Xcvr 2	REV 01	740-047547		CXP-TXP-3D
Xcvr 3	REV 01	740-047547		CXP-TXP-3D
Xcvr 4	REV 01	740-047547		CXP-TXP-3D
Xcvr 5	REV 01	740-047547		CXP-TXP-3D
Xcvr 6	REV 01	740-047547		CXP-TXP-3D
Xcvr 7	REV 01	740-047547		CXP-TXP-3D
Xcvr 8	REV 01	740-047547		CXP-TXP-3D
Xcvr 10	REV 01	740-047547		CXP-TXP-3D
Xcvr 12	REV 01	740-047547		CXP-TXP-3D
Xcvr 14	REV 01	740-047547		CXP-TXP-3D
Xcvr 0	REV 01	740-048813		
Xcvr 1	REV 01	740-048813		
Xcvr 2	REV 01	740-048813		
Xcvr 3	REV 01	740-048813		
Xcvr 4	REV 01	740-048813		
Xcvr 5	REV 01	740-048813		
Xcvr 6	REV 01	740-048813		
Xcvr 7	REV 01	740-048813		
Xcvr 8	REV 01	740-048813		
Xcvr 10	REV 01	740-048813		
Xcvr 12	REV 01	740-048813		
Xcvr 14	REV 01	740-048813		
Xcvr 0	REV 01	740-047547		CXP-TXP-3D
Xcvr 1	REV 01	740-047547		CXP-TXP-3D
Xcvr 2	REV 01	740-047547		CXP-TXP-3D
Xcvr 3	REV 01	740-047547		CXP-TXP-3D
Xcvr 4	REV 01	740-047547		CXP-TXP-3D
Xcvr 5	REV 01	740-047547		CXP-TXP-3D
Xcvr 6	REV 01	740-047547		CXP-TXP-3D
Xcvr 7	REV 01	740-047547		CXP-TXP-3D
Xcvr 8	REV 01	740-047547		CXP-TXP-3D
Xcvr 10	REV 01	740-047547		CXP-TXP-3D
Xcvr 12	REV 01	740-047547		CXP-TXP-3D
Xcvr 14	REV 01	740-047547		CXP-TXP-3D

SIB F13 6	REV 16	750-035002	PROTOXCLEI	SIB-TXP-3D-F13
Xcvr 0	REV 01	740-048813		
Xcvr 1	REV 01	740-048813		
Xcvr 2	REV 01	740-048813		
Xcvr 3	REV 01	740-048813		
Xcvr 4	REV 01	740-048813		
Xcvr 5	REV 01	740-048813		
Xcvr 6	REV 01	740-048813		
Xcvr 7	REV 01	740-048813		
Xcvr 8	REV 01	740-047547		CXP-TXP-3D
Xcvr 10	REV 01	740-047547		CXP-TXP-3D
Xcvr 12	REV 01	740-047547		CXP-TXP-3D
Xcvr 14	REV 01	740-047547		CXP-TXP-3D
SIB F13 7	REV 10	750-035002	PROTOXCLEI	SIB-TXP-3D-F13-S
Xcvr 0	REV 01	740-047547		CXP-TXP-3D
Xcvr 1	REV 01	740-047547		CXP-TXP-3D
Xcvr 2	REV 01	740-047547		CXP-TXP-3D
Xcvr 3	REV 01	740-047547		CXP-TXP-3D
Xcvr 4	REV 01	740-047547		CXP-TXP-3D
Xcvr 5	REV 01	740-047547		CXP-TXP-3D
Xcvr 6	REV 01	740-047547		CXP-TXP-3D
Xcvr 7	REV 01	740-047547		CXP-TXP-3D
Xcvr 8	REV 01	740-047547		CXP-TXP-3D
Xcvr 10	REV 01	740-047547		CXP-TXP-3D
Xcvr 12	REV 01	740-047547		CXP-TXP-3D
Xcvr 14	REV 01	740-047547		CXP-TXP-3D
Xcvr 0	REV 01	740-048813		
Xcvr 1	REV 01	740-048813		
Xcvr 2	REV 01	740-048813		
Xcvr 3	REV 01	740-048813		
Xcvr 4	REV 01	740-048813		
Xcvr 5	REV 01	740-047547		CXP-TXP-3D
Xcvr 6	REV 01	740-047547		CXP-TXP-3D
Xcvr 7	REV 01	740-047547		CXP-TXP-3D
Xcvr 8	REV 01	740-047547		CXP-TXP-3D
Xcvr 10	REV 01	740-047547		CXP-TXP-3D
Xcvr 12	REV 01	740-047547		CXP-TXP-3D
Xcvr 14	REV 01	740-047547		CXP-TXP-3D
SIB F13 9	REV 16	750-035002	PROTOXCLEI	SIB-TXP-3D-F13
Xcvr 0	REV 01	740-047547		CXP-TXP-3D
Xcvr 1	REV 01	740-047547		CXP-TXP-3D
Xcvr 2	REV 01	740-047547		CXP-TXP-3D
Xcvr 3	REV 01	740-047547		CXP-TXP-3D
Xcvr 4	REV 01	740-047547		CXP-TXP-3D
Xcvr 5	REV 01	740-047547		CXP-TXP-3D
Xcvr 6	REV 01	740-047547		CXP-TXP-3D
Xcvr 7	REV 01	740-047547		CXP-TXP-3D
Xcvr 8	REV 01	740-047547		CXP-TXP-3D
Xcvr 10	REV 01	740-047547		CXP-TXP-3D
Xcvr 12	REV 01	740-047547		CXP-TXP-3D
Xcvr 14	REV 01	740-047547		CXP-TXP-3D
SIB F13 11	REV 10	750-035002	PROTOXCLEI	750-035002
Xcvr 0	REV 01	740-048813		
Xcvr 1	REV 01	740-048813		
Xcvr 2	REV 01	740-048813		
Xcvr 3	REV 01	740-048813		
Xcvr 4	REV 01	740-048813		
Xcvr 5	REV 01	740-048813		
Xcvr 6	REV 01	740-047547		CXP-TXP-3D
Xcvr 7	REV 01	740-048813		
Xcvr 8	REV 01	740-047547		CXP-TXP-3D

Xcvr 12	REV 01	740-047547		CXP-TXP-3D
Xcvr 14	REV 01	740-047547		CXP-TXP-3D
SIB F13 12	REV 16	750-035002	PROTOXCLEI	SIB-TXP-3D-F13
Xcvr 0	REV 01	740-047547		CXP-TXP-3D
Xcvr 1	REV 01	740-047547		CXP-TXP-3D
Xcvr 2	REV 01	740-047547		CXP-TXP-3D
Xcvr 3	REV 01	740-047547		CXP-TXP-3D
Xcvr 4	REV 01	740-047547		CXP-TXP-3D
Xcvr 5	REV 01	740-047547		CXP-TXP-3D
Xcvr 6	REV 01	740-047547		CXP-TXP-3D
Xcvr 7	REV 01	740-047547		CXP-TXP-3D
Xcvr 8	REV 01	740-047547		CXP-TXP-3D
Xcvr 10	REV 01	740-047547		CXP-TXP-3D
Xcvr 12	REV 01	740-047547		CXP-TXP-3D
Xcvr 14	REV 01	740-047547		CXP-TXP-3D
SIB F2S 0/0	REV 06	750-034978	PROTOXCLEI	SIB-TXP-3D-F2S
SIB F2S 0/2	REV 07	750-034978	PROTOXCLEI	SIB-TXP-3D-F2S
SIB F2S 0/4	REV 06	750-034978	PROTOXCLEI	SIB-TXP-3D-F2S
SIB F2S 0/6	REV 06	750-034978	PROTOXCLEI	SIB-TXP-3D-F2S
SIB F2S 1/0	REV 07	750-034978	PROTOXCLEI	SIB-TXP-3D-F2S
SIB F2S 1/2	REV 07	750-034978	PROTOXCLEI	SIB-TXP-3D-F2S
SIB F2S 1/4	REV 07	750-034978	PROTOXCLEI	SIB-TXP-3D-F2S
SIB F2S 1/6	REV 08	750-034978	PROTOXCLEI	SIB-TXP-3D-F2S
SIB F2S 2/0	REV 06	750-034978	PROTOXCLEI	SIB-TXP-3D-F2S
SIB F2S 2/2	REV 06	750-034978	PROTOXCLEI	SIB-TXP-3D-F2S
SIB F2S 2/4	REV 07	750-034978	PROTOXCLEI	SIB-TXP-3D-F2S
SIB F2S 2/6	REV 06	750-034978	PROTOXCLEI	SIB-TXP-3D-F2S
SIB F2S 3/0	REV 07	750-034978	PROTOXCLEI	SIB-TXP-3D-F2S
SIB F2S 3/2	REV 06	750-034978	PROTOXCLEI	SIB-TXP-3D-F2S
SIB F2S 3/4	REV 06	750-034978	PROTOXCLEI	SIB-TXP-3D-F2S
SIB F2S 3/6	REV 06	750-034978	PROTOXCLEI	SIB-TXP-3D-F2S
SIB F2S 4/0	REV 07	750-034978	PROTOXCLEI	SIB-TXP-3D-F2S
SIB F2S 4/2	REV 06	750-034978	PROTOXCLEI	SIB-TXP-3D-F2S
SIB F2S 4/4	REV 06	750-034978	PROTOXCLEI	SIB-TXP-3D-F2S
SIB F2S 4/6	REV 06	750-034978	PROTOXCLEI	SIB-TXP-3D-F2S
Fan Tray 0	REV 10	760-024497		FANTRAY-TXP-H-S
Fan Tray 1	REV 10	760-024497		FANTRAY-TXP-H-S
Fan Tray 2	REV 10	760-024502		FANTRAY-TXP-V-S
Fan Tray 3	REV 10	760-024502		FANTRAY-TXP-V-S
Fan Tray 4	REV 10	760-024502		FANTRAY-TXP-V-S
Fan Tray 5	REV 10	760-024502		FANTRAY-TXP-V-S

lcc0-re0:

Hardware inventory:

Item	Version	Part number	CLEI code	FRU model number
Midplane	REV 01	710-027486	IPMJ700DRD	CHAS-BP-T1600-S
FPM Display	REV 04	710-021387		CRAFT-T1600-S
CIP	REV 06	710-002895		CIP-L-T640-S
PEM 0	REV 05	740-036442	IPUPAG6KAA	PWR-T-6-60-DC-S
PEM 1	REV 05	740-036442	IPUPAG6KAA	PWR-T-6-60-DC-S
SCG 0	REV 18	710-003423		SCG-T-S
SCG 1	REV 18	710-003423		SCG-T-S
Routing Engine 0	REV 10	740-026941		RE-DUO-C1800-8G-S
Routing Engine 1	REV 07	740-026941		RE-DUO-C1800-8G-S
CB 0	REV 11	710-022597		CB-LCC-S
CB 1	REV 11	710-022597		CB-LCC-S
FPC 0	REV 01	750-045173	IP9IAL4DAB	T4000-FPC5-3D
PIC 0	REV 17	750-034624	IP9IAL2DAA	PF-12XGE-SFPP
PIC 1	REV 17	750-034624	IP9IAL2DAA	PF-12XGE-SFPP
FPC 3	REV 01	750-045173	IP9IAL4DAB	T4000-FPC5-3D

```

PIC 0          REV 13  750-033423  XXXXXXXXDD  PF-12-24XGE-SFPP
FPC 4          REV 02  750-045173  IP9IAL4DAC  T4000-FPC5-3D
PIC 0          REV 17  750-034624  IP9IAL2DAA  PF-12XGE-SFPP
PIC 1          REV 17  750-034624  IP9IAL2DAA  PF-12XGE-SFPP
FPC 5          REV 01  750-045173  IP9IAL4DAB  T4000-FPC5-3D
PIC 0          REV 17  750-034624  IP9IAL2DAA  PF-12XGE-SFPP
PIC 1          REV 17  750-034624  IP9IAL2DAA  PF-12XGE-SFPP
FPC 6          REV 01  750-045173  IP9IAL4DAB  T4000-FPC5-3D
PIC 0          REV 17  750-034624  IP9IAL2DAA  PF-12XGE-SFPP
PIC 1          REV 10  750-035293  IP9IAL3DAA  PF-1CGE-CFP
SIB 0          REV 06  750-041657  PROTOXCLEI  SIB-TXP-3D-LCC
Xcvr 0         REV 01  740-048813
Xcvr 1         REV 01  740-048813
Xcvr 2         REV 01  740-048813
Xcvr 3         REV 01  740-048813
Xcvr 4         REV 01  740-048813
Xcvr 5         REV 01  740-048813
Xcvr 6         REV 01  740-048813
Xcvr 7         REV 01  740-048813
SIB 1          REV 06  750-041657  PROTOXCLEI  SIB-TXP-3D-LCC
Xcvr 0         REV 01  740-048813
Xcvr 1         REV 01  740-048813
Xcvr 2         REV 01  740-048813
Xcvr 3         REV 01  740-048813
Xcvr 4         REV 01  740-048813
Xcvr 5         REV 01  740-048813
Xcvr 6         REV 01  740-048813
Xcvr 7         REV 01  740-048813
SIB 2          REV 06  750-041657  PROTOXCLEI  SIB-TXP-3D-LCC
Xcvr 0         REV 01  740-048813
Xcvr 1         REV 01  740-048813
Xcvr 2         REV 01  740-048813
Xcvr 3         REV 01  740-048813
Xcvr 4         REV 01  740-048813
Xcvr 5         REV 01  740-048813
Xcvr 6         REV 01  740-048813
Xcvr 7         REV 01  740-048813
SIB 3          REV 07  750-041657  PROTOXCLEI  SIB-TXP-3D-LCC
Xcvr 0         REV 01  740-048813
Xcvr 1         REV 01  740-048813
Xcvr 2         REV 01  740-048813
Xcvr 3         REV 01  740-048813
Xcvr 4         REV 01  740-048813
Xcvr 5         REV 01  740-048813
Xcvr 6         REV 01  740-048813
Xcvr 7         REV 01  740-048813
SIB 4          REV 06  750-041657  PROTOXCLEI  SIB-TXP-3D-LCC
Xcvr 0         REV 01  740-048813
Xcvr 1         REV 01  740-048813
Xcvr 2         REV 01  740-048813
Xcvr 3         REV 01  740-048813
Xcvr 4         REV 01  740-048813
Xcvr 5         REV 01  740-048813
Xcvr 6         REV 01  740-048813
Xcvr 7         REV 01  740-048813
Fan Tray 0
Fan Tray 1
Fan Tray 2
[Output Truncated]

```

```
user@host> show chassis hardware detail
```

show chassis hardware
detail (TX Matrix Plus
router with 3D SIBs)

sfc0-re0:

Hardware inventory:

Item	Version	Part number	Serial number	Description
Chassis			JN11CAAA4AHB	TXP
Midplane	REV 05	710-022574	ABAC4696	SFC Midplane
FPM Display	REV 09	710-024027	EH3138	TXP FPM Display
CIP 0	REV 12	710-023792	EF6349	TXP CIP
CIP 1	REV 12	710-023792	EG5294	TXP CIP
PEM 0	Rev 06	740-027463	XH04595	Power Entry Module
PEM 1	Rev 06	740-027463	XH04592	Power Entry Module
Routing Engine 0	REV 07	740-026942	P737A-002541	RE-DUO-2600
ad0 3823 MB	SMART CF		2011030400062C132C13	Compact Flash
ad1 62720 MB	SMART Lite SATA Drive		201105100009A452A452	Disk 1
Routing Engine 1	REV 07	740-026942	P737A-002602	RE-DUO-2600
ad0 3823 MB	SMART CF		20110508085EE471E471	Compact Flash
ad1 62720 MB	SMART Lite SATA Drive		201110210089DF39DF39	Disk 1
CB 0	REV 15	710-022606	EH4376	SFC Control Board
CB 1	REV 15	710-022606	EH4379	SFC Control Board
SPMB 0		BUILTIN		SFC Switch CPU
SPMB 1		BUILTIN		SFC Switch CPU
SIB F13 0	REV 10	750-035002	EM9305	F13 SIB 3D
B Board	REV 06	711-035082	EM9667	F13 SIB 3D Mezz
P Board	REV 05	711-043544	EM9708	F13 SIB 3D Power
Xcvr 0	REV 01	740-047547	XB34FB00S	CXP Module
Xcvr 2	REV 01	740-047547	XB48FB01H	CXP Module
Xcvr 4	REV 01	740-047547	XB34FB02W	CXP Module
Xcvr 6	REV 01	740-047547	XB34FB01T	CXP Module
Xcvr 8	REV 01	740-047547	XB48FB00W	CXP Module
Xcvr 10	REV 01	740-047547	XB34FB01S	CXP Module
Xcvr 12	REV 01	740-047547	XB34FB03H	CXP Module
Xcvr 14	REV 01	740-047547	XB34FB023	CXP Module
SIB F13 3	REV 01	710-035001	EJ2612	F13 SIB 3D
B Board	REV 01	711-035082	EJ3815	F13 SIB 3D Mezz
P Board	REV 01	711-043544	EJ2678	F13 SIB 3D Power
Xcvr 0	REV 01	740-047547	XB48FB04C	CXP Module
Xcvr 2	REV 01	740-047547	XB48FB00Z	CXP Module
Xcvr 4	REV 01	740-047547	XB47FB036	CXP Module
Xcvr 6	REV 01	740-047547	XB47FB029	CXP Module
Xcvr 8	REV 01	740-047547	XB48FB02N	CXP Module
Xcvr 10	REV 01	740-047547	XB42FB0CS	CXP Module
Xcvr 12	REV 01	740-047547	XB47FB01X	CXP Module
Xcvr 14	REV 01	740-047547	XB48FB02F	CXP Module
SIB F13 6	REV 05	750-035002	EK2675	F13 SIB 3D
B Board	REV 03	711-035082	EK2612	F13 SIB 3D Mezz
P Board	REV 04	711-043544	EK1179	F13 SIB 3D Power
Xcvr 0	REV 01	740-047547	XB48FB01T	CXP Module
Xcvr 2	REV 01	740-047547	XB48FB02M	CXP Module
Xcvr 4	REV 01	740-047547	XB48FB031	CXP Module
Xcvr 6	REV 01	740-047547	XB48FB04P	CXP Module
Xcvr 8	REV 01	740-047547	XB48FB02T	CXP Module
Xcvr 10	REV 01	740-047547	XB34FB01V	CXP Module
Xcvr 12	REV 01	740-047547	XB48FB02C	CXP Module
Xcvr 14		NON-JNPR		No Module
SIB F13 12	REV 01	710-035001	EJ2631	F13 SIB 3D
B Board	REV 01	711-035082	EJ3808	F13 SIB 3D Mezz
P Board	REV 01	711-043544	EJ2676	F13 SIB 3D Power
SIB F2S 0/0	REV 01	711-034977	EH9829	F2S SIB 3D
B Board	REV 01	711-034979	EH9927	F2S SIB 3D Mezz
SIB F2S 0/2	REV 01	711-034977	EH9791	F2S SIB 3D
B Board	REV 01	711-034979	EH9852	F2S SIB 3D Mezz

SIB F2S 0/4	REV 01	711-034977	EH9803	F2S SIB 3D
B Board	REV 01	711-034979	EH9915	F2S SIB 3D Mezz
SIB F2S 0/6	REV 01	711-034977	EH9763	F2S SIB 3D
B Board	REV 01	711-034979	EH9880	F2S SIB 3D Mezz
SIB F2S 1/0	REV 01	711-034977	EH9757	F2S SIB 3D
B Board	REV 01	711-034979	EH9889	F2S SIB 3D Mezz
SIB F2S 1/2	REV 01	711-034977	EH9815	F2S SIB 3D
B Board	REV 01	711-034979	EH9890	F2S SIB 3D Mezz
SIB F2S 1/4	REV 08	750-034978	EN1954	F2S SIB 3D
B Board	REV 02	711-034979	EN1436	F2S SIB 3D Mezz
SIB F2S 1/6	REV 01	711-034977	EJ7054	F2S SIB 3D
B Board	REV 01	711-034979	EJ8238	F2S SIB 3D Mezz
SIB F2S 2/0	REV 01	711-034977	EH9830	F2S SIB 3D
B Board	REV 01	711-034979	EH9844	F2S SIB 3D Mezz
SIB F2S 2/2	REV 01	711-034977	EH9818	F2S SIB 3D
B Board	REV 01	711-034979	EH9888	F2S SIB 3D Mezz
SIB F2S 2/4	REV 01	711-034977	EH9795	F2S SIB 3D
B Board	REV 01	711-034979	EH9869	F2S SIB 3D Mezz
SIB F2S 2/6	REV 01	711-034977	EJ7026	F2S SIB 3D
B Board	REV 01	711-034979	EJ8273	F2S SIB 3D Mezz
SIB F2S 3/0	REV 01	711-034977	EH9811	F2S SIB 3D
B Board	REV 01	711-034979	EH9892	F2S SIB 3D Mezz
SIB F2S 3/2	REV 01	711-034977	EH9812	F2S SIB 3D
B Board	REV 01	711-034979	EH9877	F2S SIB 3D Mezz
SIB F2S 3/4	REV 08	750-034978	EN1947	F2S SIB 3D
B Board	REV 02	711-034979	EN1471	F2S SIB 3D Mezz
Fan Tray 0	REV 10	760-024497	EH3313	Front Fan Tray
Fan Tray 1	REV 10	760-024497	EH3290	Front Fan Tray
Fan Tray 2	REV 10	760-024502	EH3292	Rear Fan Tray
Fan Tray 3	REV 10	760-024502	EH3287	Rear Fan Tray
Fan Tray 4	REV 10	760-024502	EH3286	Rear Fan Tray
Fan Tray 5	REV 10	760-024502	EH3285	Rear Fan Tray

lcc0-re0:

Hardware inventory:

Item	Version	Part number	Serial number	Description
Chassis			JN11B23FEAHA	T1600
Midplane	REV 01	710-027486	RC9787	T-series Backplane
FPM GBUS	REV 13	710-002901	BBAG5132	T640 FPM Board
FPM Display	REV 04	710-021387	BBAL9612	T1600 FPM Display
CIP	REV 06	710-002895	BBAN0605	T-series CIP
PEM 0	REV 05	740-036442	1G022060143	Power Entry Module 6x60
PEM 1	REV 05	740-036442	1G022060011	Power Entry Module 6x60
SCG 0	REV 18	710-003423	BBAL7318	T640 Sonet Clock Gen.
SCG 1	REV 18	710-003423	BBAL7255	T640 Sonet Clock Gen.
Routing Engine 0	REV 07	740-026941	P737F-002933	RE-DUO-1800
ad0	3823 MB	SMART CF	201103030490604E604E	Compact Flash
ad1	62720 MB	SMART Lite SATA Drive	20110729028B11D411D4	Disk 1
Routing Engine 1	REV 06	740-026941	P737F-002749	RE-DUO-1800
ad0	3823 MB	SMART CF	2011010504EB99649964	Compact Flash
ad1	62720 MB	SMART Lite SATA Drive	201102140058934A934A	Disk 1
CB 0	REV 11	710-022597	EH3611	LCC Control Board
CB 1	REV 11	710-022597	EH4798	LCC Control Board
FPC 5	REV 17	710-013037	BBAC5333	FPC Type 4-ES
CPU	REV 10	710-016744	BBAB7619	ST-PMB2
PIC 0	REV 18	750-017405	BBAE3420	4x 10GE (LAN/WAN) XFP
Xcvr 0	REV 03	740-014289	T10C90659	XFP-10G-SR
MMB 0	REV 05	710-025563	BBAB9538	ST-MMB2
MMB 1	REV 05	710-025563	BBAB9502	ST-MMB2
FPC 7	REV 01	750-045173	BBAV0032	FPC Type 5-3D

CPU				
SPMB 0	REV 05	710-023321	EG9434	LCC Switch CPU
SPMB 1	REV 05	710-023321	EH3878	LCC Switch CPU
SIB 0	REV 01	750-041657	EH7997	LCC SIB 3D
B Board	REV 01	711-042424	EH7674	LCC SIB 3D Mezz
Xcvr 0	REV 01	740-047547	XB48FB014	CXP Module
Xcvr 2	REV 01	740-047547	XB48FB05A	CXP Module
Xcvr 4	REV 01	740-047547	XB48FB052	CXP Module
Xcvr 6	REV 01	740-047547	XB48FB01B	CXP Module
SIB 1	REV 01	750-041657	EH8023	LCC SIB 3D
B Board	REV 01	711-042424	EH7659	LCC SIB 3D Mezz
Xcvr 0	REV 01	740-047547	XB48FB05J	CXP Module
Xcvr 2	REV 01	740-047547	XB48FB01E	CXP Module
Xcvr 4	REV 01	740-047547	XB48FB01J	CXP Module
Xcvr 6	REV 01	740-047547	XB48FB02S	CXP Module
SIB 2	REV 03	750-041657	EJ6554	LCC SIB 3D
B Board	REV 02	711-042424	EJ5756	LCC SIB 3D Mezz
Xcvr 0	REV 01	740-047547	XB34FB01Z	CXP Module
Xcvr 2	REV 01	740-047547	XB34FB013	CXP Module
Xcvr 4	REV 01	740-047547	XB48FB04Z	CXP Module
Xcvr 6	REV 01	740-047547	XB48FB05N	CXP Module
Fan Tray 0				Front Top Fan Tray
Fan Tray 1				Front Bottom Fan Tray
Fan Tray 2				Rear Fan Tray -- Rev 4

lcc2-re0:

Hardware inventory:

Item	Version	Part number	Serial number	Description
Chassis			JN11B3975AHA	T1600
Midplane	REV 01	710-027486	RC9826	T-series Backplane
FPM GBUS	REV 13	710-002901	BBAG5124	T640 FPM Board
FPM Display	REV 03	710-021387	BBAJ1112	T1600 FPM Display
CIP	REV 06	710-002895	BBAL3744	T-series CIP
PEM 0	REV 05	740-036442	1G022060081	Power Entry Module 6x60
PEM 1	REV 05	740-036442	1G022060188	Power Entry Module 6x60
SCG 0	REV 18	710-003423	BBAH8775	T640 Sonet Clock Gen.
SCG 1	REV 18	710-003423	BBAL7272	T640 Sonet Clock Gen.
Routing Engine 0	REV 07	740-026941	P737F-002992	RE-DUO-1800
ad0	3823 MB	SMART CF	201103030356329E329E	Compact Flash
ad1	62720 MB	SMART Lite SATA Drive	2011051000488D8B8D8B	Disk 1
Routing Engine 1	REV 07	740-026941	P737F-002938	RE-DUO-1800
ad0	3823 MB	SMART CF	20110304000F02680268	Compact Flash
ad1	62720 MB	SMART Lite SATA Drive	201105300A70F325F325	Disk 1
CB 0	REV 11	710-022597	EH4805	LCC Control Board
CB 1	REV 11	710-022597	EH4786	LCC Control Board
FPC 1	REV 01	710-033873	BBAH0320	FPC Type 3-ES
CPU	REV 11	710-016744	BBAF3281	ST-PMB2
MMB 0	REV 06	710-025563	BBAF5061	ST-MMB2
FPC 5	REV 04	710-033871	BBAM5070	FPC Type 4-ES
CPU	REV 11	710-016744	BBAM6653	ST-PMB2
PIC 1	REV 20	750-017405	BBAM1296	4x 10GE (LAN/WAN) XFP
Xcvr 0	REV 03	740-014289	T10B42981	XFP-10G-SR
MMB 0	REV 07	710-025563	BBAN2631	ST-MMB2
MMB 1	REV 07	710-025563	BBAN2538	ST-MMB2
SPMB 0	REV 05	710-023321	EH3903	LCC Switch CPU
SPMB 1	REV 05	710-023321	EH3902	LCC Switch CPU
SIB 0	REV 01	750-041657	EH8019	LCC SIB 3D
B Board	REV 01	711-042424	EH7680	LCC SIB 3D Mezz
Xcvr 0	REV 01	740-047547	XB48FB04F	CXP Module
Xcvr 2	REV 01	740-047547	XB48FB04S	CXP Module

Xcvr 4	REV 01	740-047547	XB48FB04B	CXP Module
Xcvr 6	REV 01	740-047547	XB48FB043	CXP Module
SIB 1	REV 01	750-041657	EH8012	LCC SIB 3D
B Board	REV 01	711-042424	EH7658	LCC SIB 3D Mezz
Xcvr 0	REV 01	740-047547	XB48FB05E	CXP Module
Xcvr 2	REV 01	740-047547	XB48FB01Z	CXP Module
Xcvr 4	REV 01	740-047547	XB48FB018	CXP Module
Xcvr 6	REV 01	740-047547	XB48FB054	CXP Module
SIB 2	REV 01	750-041657	EH7993	LCC SIB 3D
B Board	REV 01	711-042424	EH7678	LCC SIB 3D Mezz
Xcvr 0	REV 01	740-047547	XB48FB05C	CXP Module
Xcvr 2	REV 01	740-047547	XB47FB00N	CXP Module
Xcvr 4	REV 01	740-047547	XB48FB05U	CXP Module
Xcvr 6	REV 01	740-047547	XB48FB05L	CXP Module
Fan Tray 0				Front Top Fan Tray
Fan Tray 1				Front Bottom Fan Tray
Fan Tray 2				Rear Fan Tray -- Rev 4

show chassis hardware
lcc (TX Matrix Plus
router with 3D SIBs)

user@host> show chassis hardware lcc 0
lcc0-re0:

Hardware inventory:

Item	Version	Part number	Serial number	Description
Chassis			JN11B23FEAHA	T1600
Midplane	REV 01	710-027486	RC9787	T-series Backplane
FPM GBUS	REV 13	710-002901	BBAG5132	T640 FPM Board
FPM Display	REV 04	710-021387	BBAL9612	T1600 FPM Display
CIP	REV 06	710-002895	BBAN0605	T-series CIP
PEM 0	REV 05	740-036442	1G022060143	Power Entry Module 6x60
PEM 1	REV 05	740-036442	1G022060011	Power Entry Module 6x60
SCG 0	REV 18	710-003423	BBAL7318	T640 Sonet Clock Gen.
SCG 1	REV 18	710-003423	BBAL7255	T640 Sonet Clock Gen.
Routing Engine 0	REV 07	740-026941	P737F-002933	RE-DUO-1800
Routing Engine 1	REV 06	740-026941	P737F-002749	RE-DUO-1800
CB 0	REV 11	710-022597	EH3611	LCC Control Board
CB 1	REV 11	710-022597	EH4798	LCC Control Board
FPC 5	REV 17	710-013037	BBAC5333	FPC Type 4-ES
CPU	REV 10	710-016744	BBAB7619	ST-PMB2
PIC 0	REV 18	750-017405	BBAE3420	4x 10GE (LAN/WAN) XFP
Xcvr 0	REV 03	740-014289	T10C90659	XFP-10G-SR
MMB 0	REV 05	710-025563	BBAB9538	ST-MMB2
MMB 1	REV 05	710-025563	BBAB9502	ST-MMB2
FPC 7	REV 01	750-045173	BBAV0032	FPC Type 5-3D
CPU				
SPMB 0	REV 05	710-023321	EG9434	LCC Switch CPU
SPMB 1	REV 05	710-023321	EH3878	LCC Switch CPU
SIB 0	REV 01	750-041657	EH7997	LCC SIB 3D
B Board	REV 01	711-042424	EH7674	LCC SIB 3D Mezz
Xcvr 0	REV 01	740-047547	XB48FB014	CXP Module
Xcvr 2	REV 01	740-047547	XB48FB05A	CXP Module
Xcvr 4	REV 01	740-047547	XB48FB052	CXP Module
Xcvr 6	REV 01	740-047547	XB48FB01B	CXP Module
SIB 1	REV 01	750-041657	EH8023	LCC SIB 3D
B Board	REV 01	711-042424	EH7659	LCC SIB 3D Mezz
Xcvr 0	REV 01	740-047547	XB48FB05J	CXP Module
Xcvr 2	REV 01	740-047547	XB48FB01E	CXP Module
Xcvr 4	REV 01	740-047547	XB48FB01J	CXP Module
Xcvr 6	REV 01	740-047547	XB48FB02S	CXP Module
SIB 2	REV 03	750-041657	EJ6554	LCC SIB 3D
B Board	REV 02	711-042424	EJ5756	LCC SIB 3D Mezz
Xcvr 0	REV 01	740-047547	XB34FB01Z	CXP Module

Xcvr 2	REV 01	740-047547	XB34FB013	CXP Module
Xcvr 4	REV 01	740-047547	XB48FB04Z	CXP Module
Xcvr 6	REV 01	740-047547	XB48FB05N	CXP Module
Fan Tray 0				Front Top Fan Tray
Fan Tray 1				Front Bottom Fan Tray
Fan Tray 2				Rear Fan Tray -- Rev 4

show chassis hardware
sfc (TX Matrix Plus
router with 3D SIBs)

```
user@host> show chassis hardware sfc 0
sfc0-re0:
```

```
-----
Hardware inventory:
Item                Version  Part number  Serial number  Description
Chassis              REV 05    710-022574   JN11CAAA4AHB  TXP
Midplane              REV 09    710-024027   ABAC4696      SFC Midplane
FPM Display          REV 12    710-023792   EF6349        TXP CIP
CIP 0                 REV 12    710-023792   EG5294        TXP CIP
PEM 0                 Rev 06    740-027463   XH04595       Power Entry Module
PEM 1                 Rev 06    740-027463   XH04592       Power Entry Module
Routing Engine 0     REV 07    740-026942   P737A-002541  RE-DUO-2600
Routing Engine 1     REV 07    740-026942   P737A-002602  RE-DUO-2600
CB 0                  REV 15    710-022606   EH4376        SFC Control Board
CB 1                  REV 15    710-022606   EH4379        SFC Control Board
SPMB 0                BUILTIN   BUILTIN       SFC Switch CPU
SPMB 1                BUILTIN   BUILTIN       SFC Switch CPU
SIB F13 0             REV 10    750-035002   EM9305        F13 SIB 3D
  B Board             REV 06    711-035082   EM9667        F13 SIB 3D Mezz
  P Board             REV 05    711-043544   EM9708        F13 SIB 3D Power
  Xcvr 0               REV 01    740-047547   XB34FB00S     CXP Module
  Xcvr 2               REV 01    740-047547   XB48FB01H     CXP Module
  Xcvr 4               REV 01    740-047547   XB34FB02W     CXP Module
  Xcvr 6               REV 01    740-047547   XB34FB01T     CXP Module
  Xcvr 8               REV 01    740-047547   XB48FB00W     CXP Module
  Xcvr 10              REV 01    740-047547   XB34FB01S     CXP Module
  Xcvr 12              REV 01    740-047547   XB34FB03H     CXP Module
  Xcvr 14              REV 01    740-047547   XB34FB023     CXP Module
SIB F13 3             REV 01    710-035001   EJ2612        F13 SIB 3D
  B Board             REV 01    711-035082   EJ3815        F13 SIB 3D Mezz
  P Board             REV 01    711-043544   EJ2678        F13 SIB 3D Power
  Xcvr 0               REV 01    740-047547   XB48FB04C     CXP Module
  Xcvr 2               REV 01    740-047547   XB48FB00Z     CXP Module
  Xcvr 4               REV 01    740-047547   XB47FB036     CXP Module
  Xcvr 6               REV 01    740-047547   XB47FB029     CXP Module
  Xcvr 8               REV 01    740-047547   XB48FB02N     CXP Module
  Xcvr 10              REV 01    740-047547   XB42FB0CS     CXP Module
  Xcvr 12              REV 01    740-047547   XB47FB01X     CXP Module
  Xcvr 14              REV 01    740-047547   XB48FB02F     CXP Module
SIB F13 6             REV 05    750-035002   EK2675        F13 SIB 3D
  B Board             REV 03    711-035082   EK2612        F13 SIB 3D Mezz
  P Board             REV 04    711-043544   EK1179        F13 SIB 3D Power
  Xcvr 0               REV 01    740-047547   XB48FB01T     CXP Module
  Xcvr 2               REV 01    740-047547   XB48FB02M     CXP Module
  Xcvr 4               REV 01    740-047547   XB48FB031     CXP Module
  Xcvr 6               REV 01    740-047547   XB48FB04P     CXP Module
  Xcvr 8               REV 01    740-047547   XB48FB02T     CXP Module
  Xcvr 10              REV 01    740-047547   XB34FB01V     CXP Module
  Xcvr 12              REV 01    740-047547   XB48FB02C     CXP Module
  Xcvr 14              NON-JNPR  NON-JNPR      No Module
SIB F13 12            REV 01    710-035001   EJ2631        F13 SIB 3D
  B Board             REV 01    711-035082   EJ3808        F13 SIB 3D Mezz
  P Board             REV 01    711-043544   EJ2676        F13 SIB 3D Power
```

SIB F2S 0/0	REV 01	711-034977	EH9829	F2S SIB 3D
B Board	REV 01	711-034979	EH9927	F2S SIB 3D Mezz
SIB F2S 0/2	REV 01	711-034977	EH9791	F2S SIB 3D
B Board	REV 01	711-034979	EH9852	F2S SIB 3D Mezz
SIB F2S 0/4	REV 01	711-034977	EH9803	F2S SIB 3D
B Board	REV 01	711-034979	EH9915	F2S SIB 3D Mezz
SIB F2S 0/6	REV 01	711-034977	EH9763	F2S SIB 3D
B Board	REV 01	711-034979	EH9880	F2S SIB 3D Mezz
SIB F2S 1/0	REV 01	711-034977	EH9757	F2S SIB 3D
B Board	REV 01	711-034979	EH9889	F2S SIB 3D Mezz
SIB F2S 1/2	REV 01	711-034977	EH9815	F2S SIB 3D
B Board	REV 01	711-034979	EH9890	F2S SIB 3D Mezz
SIB F2S 1/4	REV 08	750-034978	EN1954	F2S SIB 3D
B Board	REV 02	711-034979	EN1436	F2S SIB 3D Mezz
SIB F2S 1/6	REV 01	711-034977	EJ7054	F2S SIB 3D
B Board	REV 01	711-034979	EJ8238	F2S SIB 3D Mezz
SIB F2S 2/0	REV 01	711-034977	EH9830	F2S SIB 3D
B Board	REV 01	711-034979	EH9844	F2S SIB 3D Mezz
SIB F2S 2/2	REV 01	711-034977	EH9818	F2S SIB 3D
B Board	REV 01	711-034979	EH9888	F2S SIB 3D Mezz
SIB F2S 2/4	REV 01	711-034977	EH9795	F2S SIB 3D
B Board	REV 01	711-034979	EH9869	F2S SIB 3D Mezz
SIB F2S 2/6	REV 01	711-034977	EJ7026	F2S SIB 3D
B Board	REV 01	711-034979	EJ8273	F2S SIB 3D Mezz
SIB F2S 3/0	REV 01	711-034977	EH9811	F2S SIB 3D
B Board	REV 01	711-034979	EH9892	F2S SIB 3D Mezz
SIB F2S 3/2	REV 01	711-034977	EH9812	F2S SIB 3D
B Board	REV 01	711-034979	EH9877	F2S SIB 3D Mezz
SIB F2S 3/4	REV 08	750-034978	EN1947	F2S SIB 3D
B Board	REV 02	711-034979	EN1471	F2S SIB 3D Mezz
Fan Tray 0	REV 10	760-024497	EH3313	Front Fan Tray
Fan Tray 1	REV 10	760-024497	EH3290	Front Fan Tray
Fan Tray 2	REV 10	760-024502	EH3292	Rear Fan Tray
Fan Tray 3	REV 10	760-024502	EH3287	Rear Fan Tray
Fan Tray 4	REV 10	760-024502	EH3286	Rear Fan Tray
Fan Tray 5	REV 10	760-024502	EH3285	Rear Fan Tray

show chassis hardware
(16-Port 10-Gigabit
Ethernet MPC with

user@host> show chassis hardware

Hardware inventory:

Item	Version	Part number	Serial number	Description
Chassis			JN112D865AFA	MX960

SFP+ Optics [MX Series Routers])

Midplane	REV 03	710-013698	TS3339	MX960 Backplane
FPM Board	REV 03	710-014974	WW6267	Front Panel Display
PDM	Rev 03	740-013110	QCS12485026	Power Distribution
Module PEM 0	Rev 04	740-013682	QCS12434086	PS 1.7kW; 200-240VAC
in PEM 1	Rev 04	740-013682	QCS1243408Z	PS 1.7kW; 200-240VAC
in PEM 2	Rev 04	740-013682	QCS1243407X	PS 1.7kW; 200-240VAC
in Routing Engine 0	REV 07	740-015113	9009009677	RE-S-1300
Routing Engine 1	REV 07	740-015113	9009011510	RE-S-1300
CB 0	REV 03	710-021523	XF0394	MX SCB
CB 1	REV 03	710-021523	XF0550	MX SCB
CB 2	REV 03	710-021523	XD7455	MX SCB
FPC 4	REV 02	750-028467	JR6127	MPC M 16x 10GE
CPU	REV 02	711-029089	JX0129	AS PMB
PIC 0		BUILTIN	BUILTIN	4x 10GE(LAN) SFP+
PIC 1		BUILTIN	BUILTIN	4x 10GE(LAN) SFP+
PIC 2		BUILTIN	BUILTIN	4x 10GE(LAN) SFP+
PIC 3		BUILTIN	BUILTIN	4x 10GE(LAN) SFP+
Fan Tray 0	REV 05	740-014971	TP9990	Fan Tray
Fan Tray 1	REV 05	740-014971	VS1709	Fan Tray

show chassis hardware (MPC3E [MX Series Routers])

user@host> show chassis hardware

Hardware inventory:

Item	Version	Part number	Serial number	Description
Chassis			JN1101AFEAFB	MX480
Midplane	REV 05	710-017414	TR4444	MX480 Midplane
FPM Board	REV 02	710-017254	KG6056	Front Panel Display
PEM 0	Rev 03	740-017330	QCS082090FC	PS 1.2-1.7kW; 100-240V
PEM 1	Rev 03	740-017330	QCS082090FD	PS 1.2-1.7kW; 100-240V
Routing Engine 0	REV 07	740-013063	9009004124	RE-S-2000
Routing Engine 1	REV 07	740-013063	9009005569	RE-S-2000
CB 0	REV 07	710-021523	XZ3587	MX SCB
CB 1	REV 03	710-021523	KH8306	MX SCB
FPC 1	REV 04.1.07	750-033205	P1240	MPC Type 3
CPU	REV 01	711-035209	YL0504	HMPD PMB 2G
MIC 1	REV 10	750-033199	YX4495	1X100GE CFP
PIC 2		BUILTIN	BUILTIN	1X100GE CFP
Xcvr 0	REV 01	740-032210	C22CQNE	CFP-100G-LR4
FPC 2	REV 26	750-016670	KH0045	DPCE 40x 1GE R EQ
CPU	REV 07	710-013713	KF5448	DPC PMB
PIC 0		BUILTIN	BUILTIN	10x 1GE(LAN) EQ
Xcvr 0	REV 01	740-011613	PF21JHU	SFP-SX
PIC 1		BUILTIN	BUILTIN	10x 1GE(LAN) EQ
Xcvr 9	REV 01	740-011613	AM0813S8ZL6	SFP-SX
PIC 2		BUILTIN	BUILTIN	10x 1GE(LAN) EQ
Xcvr 0	REV 02	740-011613	PGL2KYF	SFP-SX
Xcvr 2	REV 01	740-011613	AM0806S8N4P	SFP-SX
PIC 3		BUILTIN	BUILTIN	10x 1GE(LAN) EQ
Xcvr 5	REV 01	740-011613	AM0815S967N	SFP-SX
Xcvr 7	REV 01	740-011613	AM0806S8N1X	SFP-SX
Xcvr 8	REV 01	740-011613	AM0815S967J	SFP-SX
Xcvr 9	REV 01	740-011613	AM0815S967M	SFP-SX
FPC 3	REV 12.2.09	750-033205	YR9443	MPC Type 3
CPU	REV 03	711-035209	YL6931	HMPD PMB 2G

MIC 0	REV 05	750-033199	YR3269	1X100GE CFP
PIC 0		BUILTIN	BUILTIN	1X100GE CFP
Xcvr 0	REV 01	740-032210	ULH0KG3	CFP-100G-LR4
MIC 1	REV 02	750-033199	YG3245	1X100GE CFP
PIC 2		BUILTIN	BUILTIN	1X100GE CFP
Xcvr 0	REV 01	740-032210	ULH0KGF	CFP-100G-LR4
FPC 4	REV 12.3.09	750-033205	YR9437	MPC Type 3
CPU	REV 03	711-035209	YT5857	HMPC PMB 2G
MIC 0	REV 05	750-033199	YR3295	1X100GE CFP
PIC 0		BUILTIN	BUILTIN	1X100GE CFP
Xcvr 0		NON-JNPR	X12000187	CFP-100G-SR10
MIC 1	REV 10	750-033199	YX4518	1X100GE CFP
PIC 2		BUILTIN	BUILTIN	1X100GE CFP
Xcvr 0	REV 01	740-035329	X12J00008	CFP-100G-SR10
FPC 5	REV 06	750-024884	JW9769	MPC Type 2 3D EQ
CPU	REV 02	711-028401	JR6158	MPC PMB 2G Proto
MIC 0	REV 05	750-028387	JR6197	3D 4x 10GE XFP
PIC 0		BUILTIN	BUILTIN	2x 10GE XFP
Xcvr 0	REV 01	740-014289	T07M71112	XFP-10G-SR
Xcvr 1	REV 02	740-014289	T08L85610	XFP-10G-SR
PIC 1		BUILTIN	BUILTIN	2x 10GE XFP
MIC 1	REV 22	750-028392	YM0053	3D 20x 1GE(LAN) SFP
PIC 2		BUILTIN	BUILTIN	10x 1GE(LAN) SFP
Xcvr 0	REV 01	740-011613	AM0703S005B	SFP-SX
Xcvr 1	REV 01	740-011613	E07L01352	SFP-SX
PIC 3		BUILTIN	BUILTIN	10x 1GE(LAN) SFP
Xcvr 5	REV 01	740-013111	6500217	SFP-T
Xcvr 9	REV 02	740-013111	8499527	SFP-T
Fan Tray				Left Fan Tray

The PIC number for MIC 1 always starts from 2 (even if the first MIC is a 1X100GE CFP or a legacy MIC).

show chassis hardware (QFX3500 Switches)

```
user@switch> show chassis hardware
```

Hardware inventory:				
Item	Version	Part number	Serial number	Description
Chassis				QFX3500
Routing Engine 0		BUILTIN	BUILTIN	QFX Routing Engine
FPC 0	REV 04	750-044071	BBAR3902	QFX3500-48S4Q-AFI
CPU		BUILTIN	BUILTIN	FPC CPU
PIC 0		BUILTIN	BUILTIN	48x 10G-SFP+
PIC 1		BUILTIN	BUILTIN	15x 10G-SFP+
MGMT BRD	REV 02	750-044063	BBAR0398	QFX3500-MGMT-SFP-AFO
Xcvr 0	REV 01	740-011614	AC0946S0BD1	SFP-LX10
Xcvr 1	REV 02	740-013111	A281922	SFP-T
Power Supply 0	Rev 04	740-032091	UI00677	JPSU-650W-AC-AFI
Power Supply 1	REV 00	740-041741	VJ00162	JPSU-650W-AC-AFO
Fan Tray 0				QFX Fan Tray, Back to
Front Airflow				
Fan Tray 1				QFX Fan Tray, Back to
Front Airflow				
Fan Tray 2				QFX Fan Tray, Back to
Front Airflow				

show chassis hardware detail (QFX3500 Switches)

```
user@switch> show chassis hardware detail
```

Hardware inventory:				
Item	Version	Part number	Serial number	Description
Chassis			JN000TEST5	QFX3500
Routing Engine 0		BUILTIN	BUILTIN	QFX Routing Engine

FPC 0	REV 05	750-036931	EE0823	QFX3500-48S4Q-AFI
CPU		BUILTIN	BUILTIN	FPC CPU
PIC 0		BUILTIN	BUILTIN	48x 10G-SFP+
Xcvr 0	REV 01	740-030589	S99E270079	SFP+-10G-LPBK
Xcvr 1	REV 01	740-030589	S9AK450099	SFP+-10G-LPBK
Xcvr 2	REV 01	740-030589	S99E270078	SFP+-10G-LPBK
Xcvr 3	REV 01	740-030589	S9AK450098	SFP+-10G-LPBK
Xcvr 4	REV 01	740-030589	S99E270075	SFP+-10G-LPBK
Xcvr 5	REV 01	740-030589	S9AK450093	SFP+-10G-LPBK
Xcvr 6	REV 01	740-030589	S9AK450097	SFP+-10G-LPBK
Xcvr 7	REV 01	740-030589	S9AK450095	SFP+-10G-LPBK
Xcvr 8	REV 01	740-030589	S99E270072	SFP+-10G-LPBK
Xcvr 9	REV 01	740-030589	S99E270073	SFP+-10G-LPBK
Xcvr 10	REV 01	740-030589	S99E270080	SFP+-10G-LPBK
Xcvr 11	REV 01	740-030589	S9AK450169	SFP+-10G-LPBK
Xcvr 12	REV 01	740-030589	S99E270076	SFP+-10G-LPBK
Xcvr 13	REV 01	740-030589	S9AK450167	SFP+-10G-LPBK
Xcvr 14	REV 01	740-030589	S9AK450170	SFP+-10G-LPBK
Xcvr 15	REV 01	740-030589	S9AK450166	SFP+-10G-LPBK
Xcvr 16	REV 01	740-030589	S9AK450092	SFP+-10G-LPBK
Xcvr 17	REV 01	740-030589	S9AK450163	SFP+-10G-LPBK
Xcvr 18	REV 01	740-030589	S9AK450094	SFP+-10G-LPBK
Xcvr 19	REV 01	740-030589	S9AK450100	SFP+-10G-LPBK
Xcvr 20	REV 01	740-030589	S9AK450168	SFP+-10G-LPBK
Xcvr 21	REV 01	740-030589	S9AK450165	SFP+-10G-LPBK
Xcvr 22	REV 01	740-030589	S9AK450073	SFP+-10G-LPBK
Xcvr 23	REV 01	740-030589	S9AK450164	SFP+-10G-LPBK
Xcvr 24	REV 01	740-030589	S9AK450074	SFP+-10G-LPBK
Xcvr 25	REV 01	740-030589	SA62270195	SFP+-10G-LPBK
Xcvr 26	REV 01	740-030589	S9AK450078	SFP+-10G-LPBK
Xcvr 27	REV 01	740-030589	S9AK450024	SFP+-10G-LPBK
Xcvr 28	REV 01	740-030589	S9AK450027	SFP+-10G-LPBK
Xcvr 29	REV 01	740-030589	S9AK450080	SFP+-10G-LPBK
Xcvr 30	REV 01	740-030589	S9AK450030	SFP+-10G-LPBK
Xcvr 31	REV 01	740-030589	S9AK450025	SFP+-10G-LPBK
Xcvr 32	REV 01	740-030589	S9AK450023	SFP+-10G-LPBK
Xcvr 33	REV 01	740-030589	S9AK450075	SFP+-10G-LPBK
Xcvr 34	REV 01	740-030589	S9AK450161	SFP+-10G-LPBK
Xcvr 35	REV 01	740-030589	S9AK450071	SFP+-10G-LPBK
Xcvr 36	REV 01	740-030589	S9AK450072	SFP+-10G-LPBK
Xcvr 37	REV 01	740-030589	S9AK450022	SFP+-10G-LPBK
Xcvr 38	REV 01	740-030589	S9AK450021	SFP+-10G-LPBK
Xcvr 39	REV 01	740-030589	S9AK450175	SFP+-10G-LPBK
Xcvr 40	REV 01	740-030589	S9AK450162	SFP+-10G-LPBK
Xcvr 41	REV 01	740-030589	S99E270074	SFP+-10G-LPBK
Xcvr 42	REV 01	740-030589	S9AK450174	SFP+-10G-LPBK
Xcvr 43	REV 01	740-030589	S9AK450077	SFP+-10G-LPBK
Xcvr 44	REV 01	740-030589	S9AK450076	SFP+-10G-LPBK
Xcvr 45	REV 01	740-030589	S9AK450026	SFP+-10G-LPBK
Xcvr 46	REV 01	740-030589	S9AK450079	SFP+-10G-LPBK
Xcvr 47	REV 01	740-030589	S9AK450029	SFP+-10G-LPBK
PIC 1		BUILTIN	BUILTIN	15x 10G-SFP+
Xcvr 1	REV 01	740-032986	QA170087	QSFP+-40G-SR4
Xcvr 4	REV 01	740-032986	QA360442	QSFP+-40G-SR4
Xcvr 8	REV 01	740-032986	QA170091	QSFP+-40G-SR4
Xcvr 12	REV 01	740-032986	QA170042	QSFP+-40G-SR4
MGMT BRD	REV 08	750-036946	EE0731	QFX3500-MB
Power Supply 0	Rev 04	740-032091	UI00690	QFX PS 650W AC
Power Supply 1	Rev 04	740-032091	UI00679	QFX PS 650W AC


```

Fan Tray 0
Fan Tray 1
QFX Fan Tray
QFX Fan Tray

```

show chassis hardware models (QFX3500 Switches)

```

user@switch> show chassis hardware models
Hardware inventory:
Item          Version  Part number  Serial number  FRU model number
Routing Engine 0
FPC 0         REV 02    711-032234   EC4074
Power Supply 0  PSMI 2C  11-d65800   --

```

show chassis hardware clei-models (QFX3500 Switches)

```

user@switch> show chassis hardware clei-models
Hardware inventory:
Item          Version  Part number  CLEI code      FRU model number
Routing Engine 0
FPC 0         REV 02    711-032234
Power Supply 0  PSMI 2C  11-d65800

```

show chassis hardware interconnect-device (QFabric Systems)

```

user@switch> show chassis hardware interconnect-device interconnect1
Hardware inventory:
Item          Version  Part number  Serial number  Description
Chassis       REV 07
Midplane      REV 07    750-021261   BH0208188289   QFX_olive
CB 0          REV 07    750-021261   BH0208188289   QFXIC08-CB4S

```

show chassis hardware node-device (QFabric Systems)

```

user@switch> show chassis hardware node-device node1
Routing Engine 0  BUILTIN    BUILTIN    QFX Routing Engine
node1            REV 05    711-032234   ED3694      QFX3500-48S4Q-AFI

CPU
PIC 0
Xcvr 8          REV 01    740-030658   AD0946A028B   FPC CPU
48x 10G-SFP+
SFP+-10G-USR
...

```

show chassis hardware (PTX5000 Packet Transport Switch)

```

user@switch> show chassis hardware
Hardware inventory:
Item          Version  Part number  Serial number  Description
Chassis
Midplane      REV 03    711-031896   ABAC5589      PTX5000
FPM           REV 08    760-030647   EG1679        Front Panel Display
PDU 0         Rev 05    740-032019   ZE00006       DC Power Dist Unit
PSM 0         Rev 05    740-032022   ZJ00018       DC 12V Power Supply
PSM 1         Rev 04    740-032022   ZC00052       DC 12V Power Supply
PSM 2         Rev 04    740-032022   ZD00051       DC 12V Power Supply
PSM 3         Rev 05    740-032022   ZJ00060       DC 12V Power Supply
CCG 0         REV 04    750-030653   EG3703        Clock Generator
CCG 1         REV 04    750-030653   EG3698        Clock Generator
Routing Engine 0 REV 05    740-026942   P737A-002231  RE-DUO-2600
Routing Engine 1 REV 06    740-026942   P737A-002438  RE-DUO-2600
CB 0          REV 08    750-030625   EG5519        Control Board
CB 1          REV 08    750-030625   EG5516        Control Board
FPC 0         REV 18    750-036844   EJ3080        FPC
CPU           REV 12    711-030686   EJ3260        SNG PMB
FPC 2         REV 13    750-036844   EG5065        FPC
CPU           REV 09    711-030686   EG4082        SNG PMB
PIC 0         REV 14    750-031913   EG5127        24x 10GE(LAN) SFP+
Xcvr 0        REV 01    740-031980   143363A00240  SFP+-10G-SR

```

Xcvr 1	REV 01	740-031981	UK90PZ1	SFP+-10G-LR
Xcvr 2	REV 01	740-031980	AD1141A04XH	SFP+-10G-SR
Xcvr 3	REV 01	740-031981	UK90Q46	SFP+-10G-LR
Xcvr 4	REV 01	740-031980	AD1141A04X4	SFP+-10G-SR
Xcvr 6	REV 01	740-031980	B11H02560	SFP+-10G-SR
Xcvr 7	REV 01	740-031980	B11C01589	SFP+-10G-SR
Xcvr 8	REV 01	740-031980	AD1141A04XF	SFP+-10G-SR
Xcvr 10	REV 01	740-031980	123363A01094	SFP+-10G-SR
Xcvr 11	REV 01	740-031980	AK80LKF	SFP+-10G-SR
Xcvr 12	REV 01	740-031980	183363A01528	SFP+-10G-SR
Xcvr 14	REV 01	740-031980	193363A01079	SFP+-10G-SR
Xcvr 15	REV 01	740-031980	AK80MC8	SFP+-10G-SR
Xcvr 16	REV 01	740-031980	AJCOBHC	SFP+-10G-SR
Xcvr 19	REV 01	740-021309	J08D26856	SFP+-10G-LR
Xcvr 21	REV 01	740-031980	AK80KCT	SFP+-10G-SR
Xcvr 22	REV 01	740-031981	UK90PZL	SFP+-10G-LR
Xcvr 23	REV 01	740-031980	AK80N1V	SFP+-10G-SR
FPC 3	REV 13	750-036844	EG5074	FPC
CPU	REV 09	711-030686	EG4064	SNG PMB
PIC 1	REV 10	750-031903	EG0325	SNG Load
FPC 5	REV 06	750-036844	EH3198	FPC
CPU				
PIC 0	REV 14	750-031913	EG5134	24x 10GE(LAN) SFP+
Xcvr 0	REV 01	740-031980	AK80LBH	SFP+-10G-SR
Xcvr 1	REV 01	740-031980	B11B03724	SFP+-10G-SR
Xcvr 2	REV 01	740-031980	AK80FMH	SFP+-10G-SR
Xcvr 5	REV 01	740-031980	B11J00818	SFP+-10G-SR
Xcvr 6	REV 01	740-031980	193363A00743	SFP+-10G-SR
Xcvr 7	REV 01	740-031980	B11B06125	SFP+-10G-SR
Xcvr 10	REV 01	740-031980	B11H02529	SFP+-10G-SR
Xcvr 11	REV 01	740-031980	AK80LFB	SFP+-10G-SR
Xcvr 12	REV 01	740-031980	193363A01061	SFP+-10G-SR
Xcvr 15	REV 01	740-031980	B11J00687	SFP+-10G-SR
Xcvr 16	REV 01	740-031980	193363A00738	SFP+-10G-SR
Xcvr 18	REV 01	740-031980	AK80MQX	SFP+-10G-SR
Xcvr 19	REV 01	740-021309	J08C17257	SFP+-10G-LR
Xcvr 22	REV 01	740-031980	B11J00730	SFP+-10G-SR
Xcvr 23	REV 01	740-031980	AK80KEE	SFP+-10G-SR
PIC 1	REV 08	750-036710	EG3105	2x 40GE CFP
Xcvr 0	REV 01	740-034554	B260HLT	CFP-40G-LR4
Xcvr 1	REV 01	740-034554	B11C02847	CFP-40G-LR4
FPC 6	REV 18	750-036844	EJ4391	FPC
CPU	REV 12	711-030686	EJ3257	SNG PMB
FPC 7	REV 18	750-036844	EJ4382	FPC
CPU	REV 12	711-030686	EJ3238	SNG PMB
SPMB 0	REV 10	711-030686	EG5418	SNG PMB
SPMB 1	REV 09	711-030686	EG5373	SNG PMB
SIB 0	REV 07	750-030631	EG4858	SIB-I-8S
SIB 1	REV 07	750-030631	EG4872	SIB-I-8S
SIB 2	REV 07	750-030631	EG4866	SIB-I-8S
SIB 3	REV 07	750-030631	EG6011	SIB-I-8S
SIB 4	REV 07	750-030631	EG4907	SIB-I-8S
SIB 5	REV 07	750-030631	EG4879	SIB-I-8S
SIB 6	REV 07	750-030631	EG4864	SIB-I-8S
SIB 7	REV 07	750-030631	EG4899	SIB-I-8S
SIB 8	REV 07	750-030631	EG4880	SIB-I-8S
Fan Tray 0	REV 04	760-032784	EG1496	Vertical Fan Tray
Fan Tray 1	REV 04	760-030642	EG1335	Horizontal Fan Tray
Fan Tray 2	REV 02	760-030642	ED4952	Horizontal Fan Tray

```
user@switch> show chassis hardware clei-models
```

**show chassis hardware
clei-models (PTX5000
Packet Transport
Switch)**

Hardware inventory:

Item	Version	Part number	CLEI code	FRU model number
FPM	REV 08	760-030647	PROTOXCLEI	CRAFT-PTX5000-S
PDU 0	Rev 05	740-032019	IPUPAHLKAA	PWR-SAN-PDU-DC
PSM 0	Rev 05	740-032022	IPUPAHNKAA	PSM-PTX-DC-120-S
PSM 1	Rev 04	740-032022	032022XXXX	PWR-SAN-12-DC
PSM 2	Rev 04	740-032022	032022XXXX	PWR-SAN-12-DC
PSM 3	Rev 05	740-032022	IPUPAHNKAA	PSM-PTX-DC-120-S
CCG 0	REV 04	750-030653	PROTOXCLEI	CCG-PTX-S
CCG 1	REV 04	750-030653	PROTOXCLEI	CCG-PTX-S
Routing Engine 0	REV 05	740-026942		RE-DUO-C2600-16G-S
Routing Engine 1	REV 06	740-026942		RE-DUO-C2600-16G-S
CB 0	REV 08	750-030625	PROTOXCLEI	CB-PTX-S
CB 1	REV 08	750-030625	PROTOXCLEI	CB-PTX-S
FPC 0	REV 18	750-036844	PROTOXCLEI	FPC-PTX-P1-A
FPC 2	REV 13	750-036844	PROTOXCLEI	FPC-PTX-P1-A
PIC 0	REV 14	750-031913	PROTOXCLEI	P1-PTX-24-10GE-SFPP
FPC 3	REV 13	750-036844	PROTOXCLEI	FPC-PTX-P1-A
FPC 5				
PIC 0	REV 14	750-031913	PROTOXCLEI	P1-PTX-24-10GE-SFPP
FPC 6	REV 18	750-036844	PROTOXCLEI	FPC-PTX-P1-A
FPC 7	REV 18	750-036844	PROTOXCLEI	FPC-PTX-P1-A
SIB 0	REV 07	750-030631	PROTOXCLEI	SIB-I-PTX5008
SIB 1	REV 07	750-030631	PROTOXCLEI	SIB-I-PTX5008
SIB 2	REV 07	750-030631	PROTOXCLEI	SIB-I-PTX5008
SIB 3	REV 07	750-030631	PROTOXCLEI	SIB-I-PTX5008
SIB 4	REV 07	750-030631	PROTOXCLEI	SIB-I-PTX5008
SIB 5	REV 07	750-030631	PROTOXCLEI	SIB-I-PTX5008
SIB 6	REV 07	750-030631	PROTOXCLEI	SIB-I-PTX5008
SIB 7	REV 07	750-030631	PROTOXCLEI	SIB-I-PTX5008
SIB 8	REV 07	750-030631	PROTOXCLEI	SIB-I-PTX5008
Fan Tray 1	REV 04	760-030642	PROTOXCLEI	FAN-PTX-H-S

**show chassis hardware
detail (PTX5000)**

user@switch> show chassis hardware detail

Hardware inventory:

Item	Version	Part number	Serial number	Description
------	---------	-------------	---------------	-------------

Packet Transport
Switch)

Chassis				JN11D1FD7AJA	PTX5000
Midplane		REV 03	711-031896	ABAC5589	Midplane-8S
FPM		REV 08	760-030647	EG1679	Front Panel Display
PDU 0		Rev 05	740-032019	ZE00006	DC Power Dist Unit
PSM 0		Rev 05	740-032022	ZJ00018	DC 12V Power Supply
PSM 1		Rev 04	740-032022	ZC00052	DC 12V Power Supply
PSM 2		Rev 04	740-032022	ZD00051	DC 12V Power Supply
PSM 3		Rev 05	740-032022	ZJ00060	DC 12V Power Supply
CCG 0		REV 04	750-030653	EG3703	Clock Generator
CCG 1		REV 04	750-030653	EG3698	Clock Generator
Routing Engine 0		REV 05	740-026942	P737A-002231	RE-DUO-2600
ad0	3823 MB	SMART CF		201006190039C02DC02D	Compact Flash
ad1	62720 MB	SMART	Lite SATA Drive	2011042300CF4C6B4C6B	Disk 1
Routing Engine 1		REV 06	740-026942	P737A-002438	RE-DUO-2600
ad0	3823 MB	SMART CF		20100619053455F055F0	Compact Flash
ad1	62720 MB	SMART	Lite SATA Drive	20110423000AE8E7E8E7	Disk 1
CB 0		REV 08	750-030625	EG5519	Control Board
CB 1		REV 08	750-030625	EG5516	Control Board
FPC 0		REV 18	750-036844	EJ3080	FPC
CPU		REV 12	711-030686	EJ3260	SNG PMB
FPC 2		REV 13	750-036844	EG5065	FPC
CPU		REV 09	711-030686	EG4082	SNG PMB
PIC 0		REV 14	750-031913	EG5127	24x 10GE(LAN) SFP+
Xcvr 0		REV 01	740-031980	143363A00240	SFP+-10G-SR
Xcvr 1		REV 01	740-031981	UK90PZ1	SFP+-10G-LR
Xcvr 2		REV 01	740-031980	AD1141A04XH	SFP+-10G-SR
Xcvr 3		REV 01	740-031981	UK90Q46	SFP+-10G-LR
Xcvr 4		REV 01	740-031980	AD1141A04X4	SFP+-10G-SR
Xcvr 6		REV 01	740-031980	B11H02560	SFP+-10G-SR
Xcvr 7		REV 01	740-031980	B11C01589	SFP+-10G-SR
Xcvr 8		REV 01	740-031980	AD1141A04XF	SFP+-10G-SR
Xcvr 10		REV 01	740-031980	123363A01094	SFP+-10G-SR
Xcvr 11		REV 01	740-031980	AK80LKF	SFP+-10G-SR
Xcvr 12		REV 01	740-031980	183363A01528	SFP+-10G-SR
Xcvr 14		REV 01	740-031980	193363A01079	SFP+-10G-SR
Xcvr 15		REV 01	740-031980	AK80MC8	SFP+-10G-SR
Xcvr 16		REV 01	740-031980	AJCOBHC	SFP+-10G-SR
Xcvr 19		REV 01	740-021309	J08D26856	SFP+-10G-LR
Xcvr 21		REV 01	740-031980	AK80KCT	SFP+-10G-SR
Xcvr 22		REV 01	740-031981	UK90PZL	SFP+-10G-LR
Xcvr 23		REV 01	740-031980	AK80N1V	SFP+-10G-SR
FPC 3		REV 13	750-036844	EG5074	FPC
CPU		REV 09	711-030686	EG4064	SNG PMB
PIC 1		REV 10	750-031903	EG0325	SNG Load
FPC 5		REV 06	750-036844	EH3198	FPC
CPU					
PIC 0		REV 14	750-031913	EG5134	24x 10GE(LAN) SFP+
Xcvr 0		REV 01	740-031980	AK80LBH	SFP+-10G-SR
Xcvr 1		REV 01	740-031980	B11B03724	SFP+-10G-SR
Xcvr 2		REV 01	740-031980	AK80FMH	SFP+-10G-SR
Xcvr 5		REV 01	740-031980	B11J00818	SFP+-10G-SR
Xcvr 6		REV 01	740-031980	193363A00743	SFP+-10G-SR
Xcvr 7		REV 01	740-031980	B11B06125	SFP+-10G-SR
Xcvr 10		REV 01	740-031980	B11H02529	SFP+-10G-SR
Xcvr 11		REV 01	740-031980	AK80LFB	SFP+-10G-SR
Xcvr 12		REV 01	740-031980	193363A01061	SFP+-10G-SR
Xcvr 15		REV 01	740-031980	B11J00687	SFP+-10G-SR
Xcvr 16		REV 01	740-031980	193363A00738	SFP+-10G-SR
Xcvr 18		REV 01	740-031980	AK80MQX	SFP+-10G-SR
Xcvr 19		REV 01	740-021309	J08C17257	SFP+-10G-LR
Xcvr 22		REV 01	740-031980	B11J00730	SFP+-10G-SR

Xcvr 23	REV 01	740-031980	AK80KEE	SFP+-10G-SR
PIC 1	REV 08	750-036710	EG3105	2x 40GE CFP
Xcvr 0	REV 01	740-034554	B260HLT	CFP-40G-LR4
Xcvr 1	REV 01	740-034554	B11C02847	CFP-40G-LR4
FPC 6	REV 18	750-036844	EJ4391	FPC
CPU	REV 12	711-030686	EJ3257	SNG PMB
FPC 7	REV 18	750-036844	EJ4382	FPC
CPU	REV 12	711-030686	EJ3238	SNG PMB
SPMB 0	REV 10	711-030686	EG5418	SNG PMB
SPMB 1	REV 09	711-030686	EG5373	SNG PMB
SIB 0	REV 07	750-030631	EG4858	SIB-I-8S
SIB 1	REV 07	750-030631	EG4872	SIB-I-8S
SIB 2	REV 07	750-030631	EG4866	SIB-I-8S
SIB 3	REV 07	750-030631	EG6011	SIB-I-8S
SIB 4	REV 07	750-030631	EG4907	SIB-I-8S
SIB 5	REV 07	750-030631	EG4879	SIB-I-8S
SIB 6	REV 07	750-030631	EG4864	SIB-I-8S
SIB 7	REV 07	750-030631	EG4899	SIB-I-8S
SIB 8	REV 07	750-030631	EG4880	SIB-I-8S
Fan Tray 0	REV 04	760-032784	EG1496	Vertical Fan Tray
Fan Tray 1	REV 04	760-030642	EG1335	Horizontal Fan Tray
Fan Tray 2	REV 02	760-030642	ED4952	Horizontal Fan Tray

show chassis hardware models (PTX5000 Packet Transport Switch)

user@switch> show chassis hardware models

Hardware inventory:

Item	Version	Part number	Serial number	FRU model number
FPM	REV 08	760-030647	EG1679	CRAFT-PTX5000-S
PDU 0	Rev 05	740-032019	ZE00006	PWR-SAN-PDU-DC
PSM 0	Rev 05	740-032022	ZJ00018	PSM-PTX-DC-120-S
PSM 1	Rev 04	740-032022	ZC00052	PWR-SAN-12-DC
PSM 2	Rev 04	740-032022	ZD00051	PWR-SAN-12-DC
PSM 3	Rev 05	740-032022	ZJ00060	PSM-PTX-DC-120-S
CCG 0	REV 04	750-030653	EG3703	CCG-PTX-S
CCG 1	REV 04	750-030653	EG3698	CCG-PTX-S
Routing Engine 0	REV 05	740-026942	P737A-002231	RE-DUO-C2600-16G-S
Routing Engine 1	REV 06	740-026942	P737A-002438	RE-DUO-C2600-16G-S
CB 0	REV 08	750-030625	EG5519	CB-PTX-S
CB 1	REV 08	750-030625	EG5516	CB-PTX-S
FPC 0	REV 18	750-036844	EJ3080	FPC-PTX-P1-A
FPC 2	REV 13	750-036844	EG5065	FPC-PTX-P1-A
PIC 0	REV 14	750-031913	EG5127	P1-PTX-24-10GE-SFPP
FPC 3	REV 13	750-036844	EG5074	FPC-PTX-P1-A
FPC 5				
PIC 0	REV 14	750-031913	EG5134	P1-PTX-24-10GE-SFPP
FPC 6	REV 18	750-036844	EJ4391	FPC-PTX-P1-A
FPC 7	REV 18	750-036844	EJ4382	FPC-PTX-P1-A
SIB 0	REV 07	750-030631	EG4858	SIB-I-PTX5008
SIB 1	REV 07	750-030631	EG4872	SIB-I-PTX5008
SIB 2	REV 07	750-030631	EG4866	SIB-I-PTX5008
SIB 3	REV 07	750-030631	EG6011	SIB-I-PTX5008
SIB 4	REV 07	750-030631	EG4907	SIB-I-PTX5008
SIB 5	REV 07	750-030631	EG4879	SIB-I-PTX5008
SIB 6	REV 07	750-030631	EG4864	SIB-I-PTX5008
SIB 7	REV 07	750-030631	EG4899	SIB-I-PTX5008
SIB 8	REV 07	750-030631	EG4880	SIB-I-PTX5008
Fan Tray 1	REV 04	760-030642	EG1335	FAN-PTX-H-S

show chassis hardware extensive (PTX5000)

user@switch> show chassis hardware extensive

Hardware inventory:

Item	Version	Part number	Serial number	Description
------	---------	-------------	---------------	-------------

Packet Transport
Switch)

```

.....
PDU 0          Rev 04   740-032019   UE0003          DC Power Dist Unit
Jedec Code:    0x7fb0          EEPROM Version:  0x02
P/N:           740-032019      S/N:             S/N UE0003
Assembly ID:   0x043d          Assembly Version: 04.00
Date:          11-29-2010      Assembly Flags:   0x00
Version:       Rev 04          CLEI Code:        032022XXXX
ID: DC Power Dist Unit          FRU Model Number: PWR-SAN-PDU-DC
Board Information Record:
Address 0x00: ff ff ff ff ff ff ff ff ff ff ff ff ff ff ff
I2C Hex Data:
Address 0x00: 7f b0 02 ff 04 3d 04 00 52 65 76 20 30 34 00 00
Address 0x10: 00 00 00 00 37 34 30 2d 30 33 32 30 31 39 00 00
Address 0x20: 53 2f 4e 20 55 45 30 30 30 33 00 00 00 1d 0b 07
Address 0x30: da ff ff ff ff ff ff ff ff ff ff ff ff ff ff
Address 0x40: ff ff ff ff 01 30 33 32 30 32 32 58 58 58 58 50
Address 0x50: 57 52 2d 53 41 4e 2d 50 44 55 2d 44 43 00 00 00
Address 0x60: 00 00 00 00 00 00 00 00 00 00 00 00 00 00 00 00
Address 0x70: 00 00 00 a3 ff ff ff ff ff ff ff ff ff ff ff ff
PSM 0          Rev 04   740-032022   YG00065         DC 12V Power Supply
Module
Jedec Code:    0x7fb0          EEPROM Version:  0x02
P/N:           740-032022      S/N:             S/N YG00065
Assembly ID:   0x0440          Assembly Version: 04.00
Date:          07-30-2010      Assembly Flags:   0x00
Version:       Rev 04          CLEI Code:        032022XXXX
ID: DC 12V Power Supply Module  FRU Model Number: PWR-SAN-12-DC
Board Information Record:
Address 0x00: ff ff ff ff ff ff ff ff ff ff ff ff ff ff ff
I2C Hex Data:
Address 0x00: 7f b0 02 ff 04 40 04 00 52 65 76 20 30 34 00 00
Address 0x10: 00 00 00 00 37 34 30 2d 30 33 32 30 32 32 00 00
Address 0x20: 53 2f 4e 20 59 47 30 30 30 36 35 00 00 1e 07 07
Address 0x30: da ff ff ff ff ff ff ff ff ff ff ff ff ff ff
Address 0x40: ff ff ff ff 01 30 33 32 30 32 32 58 58 58 58 50
Address 0x50: 57 52 2d 53 41 4e 2d 31 32 2d 44 43 20 20 20 20
Address 0x60: 20 20 20 20 20 20 20 01 00 ff ff ff ff ff ff ff
Address 0x70: ff ff ff 0c ff ff ff ff ff ff ff ff ff ff ff ff

```

show chassis hardware
(MX Routers with
Media Services Blade
[MSB])

```

user@switch> show chassis hardware
Hardware inventory:
Item          Version  Part number  Serial number  Description
Chassis                               JN1100FB1AFB  MX480
Midplane      REV 05   710-017414   TR3310        MX480 Midplane
FPM Board     REV 02   710-017254   KG1872        Front Panel Display
PEM 2         Rev 02   740-017343   QCS0812A00N   DC Power Entry Module
PEM 3         Rev 02   740-017343   QCS0812A00U   DC Power Entry Module
Routing Engine 0 REV 07   740-015113   1000740938    RE-S-1300
CB 0          REV 03   710-021523   KF4630        MX SCB
FPC 1         REV 11   750-037207   ZW9726        AS-MCC
CPU           REV 04   711-038173   ZW4819        AS-MCC PMB
MIC 0         REV 06   750-037214   ZW3574        AS-MSC
PIC 0                               BUILTIN       BUILTIN       AS-MSC
MIC 1         REV 00   750-037211   BUILTIN       BUILTIN       AS-MXC
PIC 2                               BUILTIN       BUILTIN       AS-MXC

```

show chassis hardware
extensive (MX Routers)

```

user@switch> show chassis hardware extensive
FPC 1          REV 11   750-037207   ZW9726        AS-MCC
Jedec Code:    0x7fb0          EEPROM Version:  0x02

```

with Media Services
Blade [MSB])

```

P/N:          750-037207      S/N:          S/N ZW9726
Assembly ID:  0x0b37         Assembly Version: 01.11
Date:         02-17-2012     Assembly Flags:  0x00
Version:      REV 11         CLEI Code:       PROTOXCLEI
ID: AS-MCC          FRU Model Number: 750-037207
Board Information Record:
Address 0x00: ff ff ff ff ff ff ff ff ff ff ff ff ff ff ff
I2C Hex Data:
Address 0x00: 7f b0 02 ff 0b 37 01 0b 52 45 56 20 31 31 00 00
Address 0x10: 00 00 00 00 37 35 30 2d 30 33 37 32 30 37 00 00
Address 0x20: 53 2f 4e 20 5a 57 39 37 32 36 00 00 00 11 02 07
Address 0x30: dc ff ff ff ff ff ff ff ff ff ff ff ff ff ff
Address 0x40: ff ff ff ff 01 50 52 4f 54 4f 58 43 4c 45 49 37
Address 0x50: 35 30 2d 30 33 37 32 30 37 00 00 00 00 00 00 00
Address 0x60: 00 00 00 00 00 00 31 31 00 ff ff ff ff ff ff ff
Address 0x70: ff ff ff 5e ff ff ff ff ff ff ff ff ff ff ff ff
CPU          REV 04      711-038173      ZW4819      AS-MCC-PMB
Jedec Code:  0x7fb0      EEPROM Version: 0x02
P/N:         711-038173  S/N:          S/N ZW4819
Assembly ID: 0x0b38     Assembly Version: 01.04
Date:        12-30-2011 Assembly Flags:  0x00
Version:     REV 04
ID: AS-MCC PMB
Board Information Record:
Address 0x00: ff ff ff ff ff ff ff ff ff ff ff ff ff ff ff
I2C Hex Data:
Address 0x00: 7f b0 02 ff 0b 38 01 04 52 45 56 20 30 34 00 00
Address 0x10: 00 00 00 00 37 31 31 2d 30 33 38 31 37 33 00 00
Address 0x20: 53 2f 4e 20 5a 57 34 38 31 39 00 00 00 1e 0c 07
Address 0x30: db ff ff ff ff ff ff ff ff ff ff ff ff ff ff
Address 0x40: ff ff ff ff 00 50 52 4f 54 4f 58 43 4c 45 49 37
Address 0x50: 31 31 2d 30 33 38 31 37 33 00 00 00 00 00 00 00
Address 0x60: 00 00 00 00 00 00 30 34 00 ff ff ff ff ff ff ff
Address 0x70: ff ff ff 60 00 00 00 00 00 00 00 00 00 00 00 00
MIC 0      REV 06      750-037214      ZW3574      AS-MSC
Jedec Code: 0x7fb0      EEPROM Version: 0x02
P/N:        750-037214  S/N:          S/N ZW3574
Assembly ID: 0x0a44     Assembly Version: 01.06
Date:       02-19-2012  Assembly Flags:  0x00
Version:    REV 06      CLEI Code:       PROTOXCLEI
ID: AS-MSC          FRU Model Number: 750-037214
Board Information Record:
Address 0x00: ff ff ff ff ff ff ff ff ff ff ff ff ff ff ff
I2C Hex Data:
Address 0x00: 7f b0 02 ff 0a 44 01 06 52 45 56 20 30 36 00 00
Address 0x10: 00 00 00 00 37 35 30 2d 30 33 37 32 31 34 00 00
Address 0x20: 53 2f 4e 20 5a 57 33 35 37 34 00 00 00 13 02 07
Address 0x30: dc ff ff ff ff ff ff ff ff ff ff ff ff ff ff
Address 0x40: ff ff ff ff 01 50 52 4f 54 4f 58 43 4c 45 49 37
Address 0x50: 35 30 2d 30 33 37 32 31 34 00 00 00 00 00 00 00
Address 0x60: 00 00 00 00 00 00 30 36 00 ff ff ff ff ff ff ff
Address 0x70: ff ff ff 60 c0 03 e5 f4 00 00 00 00 00 00 00 00
PIC 0      BUILTIN      BUILTIN      AS-MSC
MIC 1      REV 00      750-037211      AS-MXC
Jedec Code: 0x7fb0      EEPROM Version: 0x01
P/N:        750-037211
Assembly ID: 0x0a43     Assembly Version: 01.00
Date:       255-255-65535 Assembly Flags:  0x00
Version:    REV 00
ID: AS-MXC
Board Information Record:

```

```

Address 0x00: ff ff ff ff ff ff ff ff ff ff ff ff ff ff ff
I2C Hex Data:
Address 0x00: 7f b0 01 ff 0a 43 01 00 52 45 56 20 30 30 00 00
Address 0x10: 00 00 00 00 37 35 30 2d 30 33 37 32 31 31 00 00
Address 0x20: 00 00 00 00 00 00 00 00 00 00 00 00 00 00 ff ff ff
Address 0x30: ff ff ff ff ff ff ff ff ff ff ff ff ff ff ff ff
Address 0x40: ff ff ff ff 00 ff ff ff ff ff ff ff ff ff ff ff
Address 0x50: ff ff ff ff ff ff ff ff ff ff ff ff ff ff ff ff
Address 0x60: ff ff ff ff ff ff ff ff ff ff ff ff ff ff ff ff
Address 0x70: ff ff ff ff c0 02 e6 6c 7f b0 02 ff 0a 44 01 06
          PIC 2                BUILTIN          BUILTIN          AS-MXC

```


show chassis fpc

Syntax	show chassis fpc <detail <slot>> <pic-status <slot>>
Syntax (EX Series Switches)	show chassis fpc <detail <fpc-slot>> <pic-status <fpc-slot>> <fpc-slot>
Syntax (T4000 Routers)	show chassis fpc <detail <fpc-slot>> <pic-status <fpc-slot>>
Syntax (TX Matrix and TX Matrix Plus Routers)	show chassis fpc <detail <fpc-slot>> <pic-status <fpc-slot>> <slot>
Syntax (MX Series Routers)	show chassis fpc <detail <slot>> <pic-status <slot>> <all-members> <local> <member <i>member-id</i> >
Syntax (MX2010 3D Universal Edge Routers)	show chassis fpc <slot> detail <detail <slot>> <pic-status <slot>> <fpc-slot>
Syntax (MX2020 3D Universal Edge Routers)	show chassis fpc < slot> detail <detail <slot>> <pic-status <slot>> <fpc-slot>
Syntax (QFX Series)	show chassis fpc <detail> <interconnect-device <i>name</i> <fpc-slot fpc-slot>> <node-device <i>name</i> >
Syntax (PTX Series Packet Transport Switches)	show chassis fpc <detail <fpc-slot>> <pic-status <fpc-slot>> <fpc-slot>
Syntax (ACX Series Universal Access Routers)	show chassis fpc <detail <fpc-slot>> <pic-status <fpc-slot>> <fpc-slot>
Release Information	Command introduced before Junos OS Release 7.4. Command introduced in Junos OS Release 9.0 for EX Series switches. Command introduced in Junos OS Release 11.1 for QFX Series. Command introduced in Junos OS Release 12.1 for PTX Series Packet Transport Switches. Command introduced in Junos OS Release 12.2 for ACX Series Universal Access Routers. Command introduced in Junos OS Release 12.3 for MX2020 3D Universal Edge Routers. Command introduced in Junos OS Release 12.3 for MX2010 3D Universal Edge Routers.

Description Display status information about the installed Flexible PIC Concentrators (FPCs) and PICs.

Options **none**—Display status information for all FPCs. On a TX Matrix router, display status information for all FPCs on the attached T640 routers in the routing matrix. On a TX Matrix Plus router, display status information for all FPCs on the attached routers in the routing matrix.



NOTE: In EX8200 switches, line cards initialize Packet Forwarding Engine during startup. If an error occurs during hardware initialization, the FPCs with bad hardware parts power down after transferring the debug information to the Routing Engine. The Routing Engine marks the FPC offline, logs the error in system log messages (/var/log/messages), and generates an alarm to inform the user.

See the following sample output:

```
user@host> show chassis fpc
```

Utilization (%)	Temp	CPU	Utilization (%)	Memory
Slot State	(C)	Total	Interrupt	DRAM (MB) Heap
Buffer				
0 Empty				
1 Empty				
2 Empty				
3 Empty				
4 Empty				
5 Offline	---	Hard FPC error---		
6 Empty				
7 Online	26	4	0	1024 0
32				

The following sample output shows the alarm raised for the failed FPCs.

```
user@host > show chassis alarms
4 alarms currently active
```

Alarm time	Class	Description
2011-03-24 00:52:51 UTC	Major	FPC 5 Hard errors
2011-03-24 00:52:31 UTC	Major	Fan Tray Failure
2011-03-24 00:52:31 UTC	Major	Fan Tray Failure
2011-03-24 00:51:26 UTC	Minor	Loss of communication with Backup RE



NOTE: On T4000 routers, when you include the **enhanced-mode** statement at the **[edit chassis network-services]** hierarchy level and reboot the system, only the T4000 Type 5 FPCs present on the router become online while the remaining FPCs are offline, and FPC misconfiguration alarms are generated. The **show chassis alarm** command output displays FPC misconfiguration (**FPC *fpc-slot* misconfig**) as the reason for the generation the alarms.

The following sample output shows the FPC status after the **enhanced-mode** statement is configured on the T4000 router. The T4000 Type 5 FPC present in slot 5 becomes online while the remaining FPCs are offline.

```
user@host> show chassis fpc
```

	Temp	CPU Utilization (%)	Memory
Utilization (%)			
Slot State	(C)	Total	Interrupt
Buffer			
0 offline	---	FPC misconfiguration---	
1 offline	---	FPC misconfiguration---	
2 offline	---	FPC misconfiguration---	
3 Empty			
4 Empty			
5 Online	66	50	0
27			2816 29

The following sample output shows FPC misconfiguration alarms.

```
user@host > show chassis alarms
```

3 alarms currently active

Alarm time	Class	Description
2011-03-24 00:52:51 PST	Major	FPC 1 misconfig
2011-03-24 00:52:31 PST	Major	FPC 2 misconfig
2011-03-24 00:52:31 PST	Major	FPC 3 misconfig

detail—(Optional) Display detailed status information for all FPCs or for the FPC in the specified slot (see ***fpc-slot*** or ***slot***).

all-members—(MX Series routers only) (Optional) Display status information for all FPCs on all members of the Virtual Chassis configuration.

interconnect-device *name*—(QFabric systems only) (Optional) Display status information for all FPCs on the Interconnect device.

fpc-slot—(Optional) FPC slot number:

- (TX Matrix and TX Matrix Plus router only)—On a TX Matrix router, if you specify the number of the T640 router (line-card chassis) by using the **lcc *number*** option (the recommended method), replace ***fpc-slot*** with a value from **0** through **7**. Otherwise, replace ***fpc-slot*** with a value from **0** through **31**. Likewise, on a TX Matrix Plus router, if you specify the number of the specified router (line-card chassis)

by using the **lcc number** option (the recommended method), replace **fpc-slot** with a value from 0 through 7. Otherwise, replace **fpc-slot** with a value from 0 through 31. For example, the following commands have the same result:

```
user@host> show chassis fpc detail 1 lcc 1
user@host> show chassis fpc detail 9
```

- M120 router—Replace **fpc-slot** with a value from 0 through 5.
- MX80 router—Replace **fpc-slot** with a value from 0 through 1.
- MX240 router—Replace **fpc-slot** with a value from 0 through 2.
- MX480 router—Replace **fpc-slot** with a value from 0 through 5.
- MX-960 router—Replace **fpc-slot** with a value from 0 through 11.
- MX2010 router—Replace **fpc-slot-number** with a value from 0 through 9.
- MX2020 router—Replace **fpc-slot-number** with a value from 0 through 19.
- Other routers—Replace **fpc-slot** with a value from 0 through 7.
- EX Series switches:
 - EX3200 switches and EX4200 standalone switches—Replace **fpc-slot** with 0.
 - EX4200 switches in a Virtual Chassis configuration—Replace **fpc-slot** with a value from 0 through 9.
 - EX6210 switches—Replace **fpc-slot** with a value from 0 through 9.
 - EX8208 switches—Replace **fpc-slot** with a value from 0 through 7.
 - EX8216 switches—Replace **fpc-slot** with a value from 0 through 15.
- QFX Series:
 - QFX3500 switches—Replace **fpc-slot** with 0.
 - QFabric systems—Replace **fpc-slot** with 0 through 31 on the Interconnect device.
- PTX Series Packet Transport Switches:
 - PTX5000 Packet Transport Switch—Replace **fpc-slot** with a value from 0 through 7.
- ACX Series Universal Access Routers:
 - ACX1000 and ACX2000 Universal Access Routers—Replace **fpc-slot** with 0.

local—(MX Series routers only) (Optional) Display status information for all FPCs on the local Virtual Chassis member.

member member-id—(MX Series routers only) (Optional) Display status information for all FPCs on the specified member of the Virtual Chassis configuration. Replace **member-id** with a value of 0 or 1.

node-device name—(QFabric systems only) (Optional) Display status information for each Node device. Each Node device is equivalent to an FPC.

pic-status—(Optional) Display status information for all PICs or for the PIC in the specified slot (see *fpc-slot*).



NOTE: On T1600 routers, Type 4 FPCs with ASICs based on the SL2.0 chipset do not support the 10-Gigabit Ethernet LAN/WAN PIC with SFP+ (10x10GE [LAN/WAN] SFPP). If you issue the `show chassis fpc` command with the `pic-status` option, the CLI displays the string “Not Supported” for 10x10GE(LAN/WAN) SFPP PICs installed on such FPCs. The following is a sample output:

```
user@host> show chassis fpc pic-status
Slot 0   Online      E2-FPC Type 1
  PIC 0   Online      1x G/E SFP, 1000 BASE
  PIC 1   Online      Adaptive Services-II
  PIC 2   Online      1x G/E IQ, 1000 BASE
  PIC 3   Online      1x G/E IQ, 1000 BASE
Slot 1   Online      FPC Type 3-ES
  PIC 0   Present     UNUSED- Not Supported
Slot 2   Online      FPC Type 4-ES
  PIC 0   Offline     4x OC-192 SONET XFP
  PIC 1   Present     10x10GE(LAN/WAN) SFPP- Not Supported
<<<<<<
Slot 4   Offline     FPC Type 1-ES
Slot 5   Offline     FPC Type 2-ES
Slot 6   Online      E2-FPC Type 3
  PIC 0   Online      1x OC-192 SONET XFP
  PIC 1   Online      4x OC-48 SONET
  PIC 2   Online      4x OC-48 SONET
  PIC 3   Online      MultiServices 500
Slot 7   Online      FPC Type 4-ES
  PIC 0   Online      4x 10GE (LAN/WAN) XFP
  PIC 1   Online      4x 10GE (LAN/WAN) XFP
```

In addition, an entry is logged in the system log messages (/var/log/messages) that the PIC is not supported. The following is a sample message logged in the system log:

```
Apr  5 08:47:36  router1 chassisd[2770]: CHASSISD_UNSUPPORTED_PIC:
PIC 1 in FPC 2 (type 763, version 257) is not supported
```

If you see this issue, contact Juniper Networks Technical Assistance Center (JTAC) for a possible fix. For more information about this issue and a possible solution, see [PSN-2010-03-696](#).

lcc number—(TX Matrix router and TX Matrix Plus router only) (Optional) Line-card chassis number.

Replace *number* with the following values depending on the LCC configuration:

- 0 through 3, when T640 routers are connected to a TX Matrix router in a routing matrix.
- 0 through 3, when T1600 routers are connected to a TX Matrix Plus router in a routing matrix.

- 0 through 7, when T1600 routers are connected to a TX Matrix Plus router with 3D SIBs in a routing matrix.
- 0, 2, 4, or 6, when T4000 routers are connected to a TX Matrix Plus router with 3D SIBs in a routing matrix.

Required Privilege Level view

Related Documentation

- [request chassis fpc](#)
- [show chassis fpc-feb-connectivity](#)
- [show chassis fabric fpcs](#)
- [Configuring the Junos OS to Resynchronize FPC Sequence Numbers with Active FPCs when an FPC Comes Online](#)
- [MX960 Flexible PIC Concentrator Description](#)
- [ACX2000 and ACX2100 Routers Hardware and CLI Terminology Mapping](#)
- [enhanced-mode](#)

List of Sample Output

- [show chassis fpc \(EX6210 Switch\) on page 234](#)
- [show chassis fpc \(M10 Router\) on page 234](#)
- [show chassis fpc \(M20 Router\) on page 234](#)
- [show chassis fpc detail \(M Series Routers\) on page 234](#)
- [show chassis fpc detail \(MX80 Router\) on page 234](#)
- [show chassis fpc \(MX240 Router\) on page 235](#)
- [show chassis fpc \(MX480 Router\) on page 235](#)
- [show chassis fpc \(MX480 Router with 100-Gigabit Ethernet CFP\) on page 235](#)
- [show chassis fpc pic-status \(MX480 Router with 100-Gigabit Ethernet CFP\) on page 235](#)
- [show chassis fpc \(MX960 Router\) on page 236](#)
- [show chassis fpc \(MX240, MX480, MX960 Routers with Application Services Modular Line Card\) on page 236](#)
- [show chassis fpc \(MX240, MX480, MX960 with Application Services Modular Line Card\) on page 236](#)
- [show chassis fpc \(MX2010 Routers\) on page 237](#)
- [show chassis fpc \(MX2020 Routers\) on page 237](#)
- [show chassis fpc detail \(MX Series Routers\) on page 237](#)
- [show chassis fpc \(Hardware Not Supported\) on page 237](#)
- [show chassis fpc detail \(Hardware Not Supported\) on page 238](#)
- [show chassis fpc pic-status on page 238](#)
- [show chassis fpc pic-status \(M Series Routers\) on page 238](#)
- [show chassis fpc pic-status \(M120 Router\) on page 239](#)
- [show chassis fpc pic-status \(MX240, MX480, and MX960 Routers with Application Services Modular Line Card\) on page 239](#)
- [show chassis fpc lcc \(TX Matrix Router\) on page 240](#)
- [show chassis fpc pic-status \(TX Matrix Router\) on page 240](#)
- [show chassis fpc pic-status lcc \(TX Matrix Router\) on page 240](#)
- [show chassis fpc \(TX Matrix Plus Router\) on page 241](#)

[show chassis fpc lcc \(TX Matrix Plus Router\) on page 241](#)
[show chassis fpc detail \(TX Matrix Plus Router\) on page 241](#)
[show chassis fpc pic-status \(TX Matrix Plus Router\) on page 244](#)
[show chassis fpc \(T1600 Router\) on page 245](#)
[show chassis fpc detail \(T1600 Router\) on page 245](#)
[show chassis fpc slot \(T1600 Router\) on page 245](#)
[show chassis fpc pic-status \(T1600 Router\) on page 246](#)
[show chassis fpc \(T4000 Router\) on page 246](#)
[show chassis fpc detail \(T4000 Router\) on page 246](#)
[show chassis fpc pic-status \(T4000 Router\) on page 247](#)
[show chassis fpc \(QFX Series\) on page 247](#)
[show chassis fpc detail \(QFX3500 Switches\) on page 247](#)
[show chassis fpc pic-status \(QFX3500 Switches\) on page 247](#)
[show chassis fpc interconnect-device \(QFabric System\) on page 247](#)
[show chassis fpc interconnect-device \(QFabric System\) on page 248](#)
[show chassis fpc interconnect-device detail \(QFabric System\) on page 248](#)
[show chassis fpc pic-status interconnect-device \(QFabric System\) on page 248](#)
[show chassis fpc pic-status node-device \(QFabric System\) on page 249](#)
[show chassis fpc \(PTX5000 Packet Transport Switch\) on page 249](#)
[show chassis fpc detail \(PTX5000 Packet Transport Switch\) on page 249](#)
[show chassis fpc pic-status \(PTX5000 Packet Transport Switch\) on page 250](#)
[show chassis fpc \(ACX2000 Universal Access Router\) on page 251](#)
[show chassis fpc 0 \(ACX2000 Universal Access Router\) on page 251](#)
[show chassis fpc detail \(ACX2000 Universal Access Router\) on page 251](#)
[show chassis fpc pic-status \(ACX2000 Universal Access Router\) on page 251](#)
[show chassis FPC 1 \(MX Routers with Media Services Blade \[MSB\]\) on page 251](#)
[show chassis FPC 1 detail \(MX Routers with Media Services Blade \[MSB\]\) on page 251](#)

Output Fields [Table 9 on page 232](#) lists the output fields for the **show chassis fpc** command. Output fields are listed in the approximate order in which they appear.

Table 9: show chassis fpc Output Fields

Field Name	Field Description	Level of Output
Slot or Slot State	Slot number and state. The state can be one of the following conditions: <ul style="list-style-type: none"> • Dead—Held in reset because of errors. • Diag—Slot is being ignored while the FPC is running diagnostics. • Dormant—Held in reset. • Empty—No FPC is present. • Offline—(PTX Series Packet Transport Switches only) One of the following two states is displayed: <ul style="list-style-type: none"> • FPC offlined due to unreachable destinations • FPC Offlined due to degraded FPC action • Online—FPC is online and running. • Present—FPC is detected by the chassis daemon but either is not supported by the current version of Junos OS or is inserted in the wrong slot. The output also states either Hardware Not Supported or Hardware Not In Right Slot. The FPC is coming up but not yet online. • Probed—Probe is complete; awaiting restart of the Packet Forwarding Engine. • Probe-wait—Waiting to be probed. 	all levels
Logical slot	Slot number.	all levels
Temp (C) or Temperature	Temperature of the air passing by the FPC, in degrees Celsius or in both Celsius and Fahrenheit.	all levels all levels
Temperature (PTX Series)	On PTX Series Packet Transport Switches, temperature details are provided in degrees Celsius and Fahrenheit. Output includes: <ul style="list-style-type: none"> • Temperature (PMB)—Temperature of the air passing by the Processor Mezzanine Board (PMB) at the bottom of the FPC. • Temperature (Intake)—Temperature of the air flowing into the chassis. • Temperature (Exhaust)—Exhaust temperatures for multiple zones (Exhaust A and Exhaust B). • Temperature (TLn)—Temperature of the specified Lookup ASIC (TL) of the packet forwarding engine on the FPC. • Temperature (TQn)—Temperature of the specified Queuing and Memory Interface ASIC (TQ) of the packet forwarding engine on the FPC. 	detail
Total CPU Utilization (%)	Total percentage of CPU being used by the FPC's processor.	all levels
Interrupt CPU Utilization (%)	Of the total CPU being used by the FPC's processor, the percentage being used for interrupts.	none specified
Memory DRAM (MB)	Total DRAM, in megabytes, available to the FPC's processor.	none specified

Table 9: show chassis fpc Output Fields (*continued*)

Field Name	Field Description	Level of Output
Heap Utilization (%)	Percentage of heap space (dynamic memory) being used by the FPC's processor. If this number exceeds 80 percent, there may be a software problem (memory leak). NOTE: On MX Series routers in a broadband edge environment, heap utilization levels higher than 70 percent can affect unified ISSU, router stability, or scaling capability.	none specified
Buffer Utilization (%)	Percentage of buffer space being used by the FPC's processor for buffering internal messages.	none specified
Total CPU DRAM	Amount of DRAM available to the FPC's CPU.	detail
Total RLDRAM	Amount of reduced latency dynamic random access memory (RLDRAM) available to the FPC CPU.	detail
Total DDR DRAM	Amount of double data rate dynamic random access memory (DDR DRAM) available to the FPC CPU.	detail
Total SRAM	Amount of static RAM (SRAM) used by the FPC's CPU.	detail
Total SDRAM	Total amount of memory used for storing packets and notifications.	detail
I/O Manager ASICs information	I/O Manager version number, manufacturer, and part number.	detail
Start time	Time when the Routing Engine detected that the FPC was running.	detail
Uptime	How long the Routing Engine has been connected to the FPC and, therefore, how long the FPC has been up and running.	detail
PIC type	(pic-status output only) Type of PIC.	none specified

Sample Output

show chassis fpc
(EX6210 Switch)

```

user@switch> show chassis fpc

```

Slot	State	Temp (C)	CPU Total	Utilization (%) Interrupt	Memory DRAM (MB)	Utilization (%) Heap	Buffer
0	Empty						
1	Online	7	5	0	1024	0	32
2	Empty						
3	Empty						
4	Online	25	17	2	2048	0	30
5	Online	25	3	0	2048	0	24
6	Online	6	5	0	1024	0	32
7	Empty						
8	Empty						
9	Online	8	7	0	1024	0	32

show chassis fpc (M10
Router)

```

user@host> show chassis fpc
FPC status:

```

Slot	State	Temp (C)
0	Online	27
1	Online	28

show chassis fpc (M20
Router)

```

user@host> show chassis fpc
FPC status:

```

Slot	State	Temp (C)	CPU Total	Utilization (%) Interrupt	Memory DRAM (MB)	Utilization (%) Heap	Buffer
0	Empty	0	0	0	0	0	0
1	Online	38	0	0	8	0	4
2	Online	35	0	0	8	0	3
3	Empty	0	0	0	0	0	0

show chassis fpc detail
(M Series Routers)

```

user@host> show chassis fpc detail 1
Slot 1 information:
  State: Online
  Temperature: 48 degrees C
  Total CPU DRAM: 32 MB
  Total SRAM: 4 MB
  Total SDRAM: 256 MB
  I/O Manager ASICs information: Version 2.0, Foundry IBM, Part number 0
  I/O Manager ASICs information: Version 2.0, Foundry IBM, Part number 0
  Start time: 2000-02-08 02:18:49 UTC
  Uptime: 14 hours, 41 minutes, 41 seconds

```

show chassis fpc detail
(MX80 Router)

```

user@host> show chassis fpc detail
Slot 0 information:
  State: Online
  Temperature: 47 degrees C / 116 degrees F
  Total CPU DRAM: 1024 MB
  Total SRAM: 331 MB
  Total SDRAM: 1280 MB
  Start time: 2010-02-08 12:25:33 PST
  Uptime: 2 hours, 13 minutes, 19 seconds
Slot 1 information:
  State: Online
  Temperature: 47 degrees C / 116 degrees F

```

```

Total CPU DRAM          1024 MB
Total SRAM              331 MB
Total SDRAM            1280 MB
Start time              2010-02-08 12:25:33 PST
Uptime                  2 hours, 13 minutes, 19 seconds

```

show chassis fpc (MX240 Router)

```

user@host> show chassis fpc

```

Slot	State	Temp	CPU (C)	Utilization (%) Total	Interrupt	Memory DRAM (MB)	Utilization (%) Heap	Buffer
0	Empty							
1	Online		34	6	0	1024	18	30
2	Online		33	9	0	1024	24	30

show chassis fpc (MX480 Router)

```

user@host> show chassis fpc

```

Slot	State	Temp (C)	CPU Total	Utilization (%) Interrupt	Memory DRAM (MB)	Utilization (%) Heap	Buffer
0	Empty						
1	Online	36	9	0	1024	17	57
2	Empty						
3	Empty						
4	Empty						
5	Empty						

show chassis fpc (MX480 Router with 100-Gigabit Ethernet CFP)

```

user@host> show chassis fpc

```

Slot	State	Temp (C)	CPU Total	Utilization (%) Interrupt	Memory DRAM (MB)	Utilization (%) Heap	Buffer
0	Online	33	4	0	2048	10	13
1	Online	36	7	0	2048	16	13
2	Online	29	6	0	1024	27	29
3	Online	33	0	0	0	0	0
4	Online	36	7	0	2048	19	13
5	Online	34	31	11	2048	14	13

show chassis fpc pic-status (MX480 Router with

```

user@host> show chassis fpc pic-status
Slot 1 Online MPC Type 3
PIC 2 Online 1X100GE CFP
Slot 2 Online DPCE 40x 1GE R EQ

```

100-Gigabit Ethernet CFP)

```

PIC 0 Online 10x 1GE(LAN) EQ
PIC 1 Online 10x 1GE(LAN) EQ
PIC 2 Online 10x 1GE(LAN) EQ
PIC 3 Online 10x 1GE(LAN) EQ
Slot 3 Online MPC Type 3
PIC 0 Online 1X100GE CFP
PIC 2 Online 1X100GE CFP
Slot 4 Online MPC Type 3
PIC 0 Online 1X100GE CFP
PIC 2 Online 1X100GE CFP
Slot 5 Online MPC Type 2 3D EQ
PIC 0 Online 2x 10GE XFP
PIC 1 Online 2x 10GE XFP
PIC 2 Online 10x 1GE(LAN) SFP
PIC 3 Online 10x 1GE(LAN) SFP

```

show chassis fpc
(MX960 Router)

```

user@host> show chassis fpc

```

Slot	State	Temp (C)	CPU Utilization (%) Total Interrupt	Memory DRAM (MB) Heap	Utilization (%) Buffer
0	Empty				
1	Empty				
2	Empty				
3	Online	25	19	0	1024 15 57
4	Empty				
5	Online	26	27	0	1024 15 57
6	Empty				
7	Empty				
8	Empty				
9	Empty				
10	Empty				
11	Empty				

show chassis fpc
(MX240, MX480,
MX960 Routers with
Application Services
Modular Line Card

```

user@host> show chassis fpc 1

```

Slot	State	Temp (C)	CPU Utilization (%) Total Interrupt	Memory DRAM (MB) Heap	Utilization (%) Buffer
1	Online	34	5	0	3072 5 13

show chassis fpc
(MX240, MX480,
MX960 with

```

user@host> show chassis fpc 1 detail
Slot 1 information:
State Online
Temperature 34

```

Application Services Modular Line Card

```
Total CPU DRAM          3072 MB
Total RLDRAM             259 MB
Total DDR DRAM           4864 MB
Start time:              2012-06-19 10:51:43 PDT
Uptime:                  16 minutes, 48 seconds
Max Power Consumption    550 Watts
```

show chassis fpc (MX2010 Routers)

```
user@host show chassis fpc
      Temp CPU Utilization (%) Memory Utilization (%)
Slot State      (C) Total Interrupt  DRAM (MB) Heap Buffer
0 Online        34    9         0    2048    18    13
1 Online        32    9         0    2048    15    13
2 Empty
3 Empty
4 Empty
5 Empty
6 Empty
7 Empty
8 Online        31   13         0    2048    11    13
9 Online        33   10         0    2048    18    13
```

show chassis fpc (MX2020 Routers)

```
user@host show chassis fpc
      Temp CPU Utilization (%) Memory Utilization (%)
Slot State      (C) Total Interrupt  DRAM (MB) Heap Buffer
0 Online        10   12         0    2048    18    13
1 Online         8    9         0    2048    18    13
2 Online         7    9         0    2048    18    13
3 Online         8   10         0    2048    18    13
4 Online         9   10         0    2048    18    13
5 Online         8    9         0    2048    18    13
6 Online         8   10         0    2048    18    13
7 Online         9    9         0    2048    18    13
8 Online         9   10         0    2048    18    13
9 Online        10    9         0    2048    18    13
10 Online       16    8         0    2048    18    13
11 Online       11   10         0    2048    18    13
12 Online       10   10         0    2048    18    13
13 Online       11    9         0    2048    18    13
14 Online       12   10         0    2048    18    13
15 Online       13    9         0    2048    18    13
16 Online       13    9         0    2048    18    13
17 Online       12    9         0    2048    18    13
18 Online       12    8         0    2048    18    13
19 Online       14   10         0    2048    18    13
```

show chassis fpc detail (MX Series Routers)

```
user@host> show chassis fpc detail 2
Slot 0 information:
  State                Online
  Temperature          36 degrees C / 96 degrees F
  Total CPU DRAM       1024 MB
  Total RLDRAM         256 MB
  Total DDR DRAM       4096 MB
  Start time:          2009-08-11 21:20:30 PDT
  Uptime:               2 hours, 8 minutes, 50 seconds
  Max Power Consumption 335 Watts
```

show chassis fpc

```
user@host> show chassis fpc
show chassis fpc
```

(Hardware Not Supported)

Slot	State	Temp (C)	CPU Total	Utilization (%) Interrupt	Memory DRAM (MB)	Utilization (%) Heap	Buffer
0	Online	-----	-----	CPU less FPC	-----	-----	-----
1	Present	-----	Hardware Not	In Right Slot	-----	-----	-----
2	Online	-----	0	0	0	0	0
3	Present	-----	Hardware Not	Supported	-----	-----	-----
4	Empty	-----	-----	-----	-----	-----	-----
5	Empty	-----	-----	-----	-----	-----	-----
6	Online	-----	0	0	0	0	0

show chassis fpc detail (Hardware Not Supported)

```

user@host> show chassis fpc detail
Slot 0 information:
  State Online
  Total CPU DRAM ---- CPU less FPC ----
  Start time 2006-07-07 03:21:00 UTC
  Uptime 27 minutes, 51 seconds
Slot 1 information:
  State Present
  Reason --- Hardware Not In Right Slot ---
Slot 2 information:
  State Online
  Total CPU DRAM 32 MB
  Start time 2006-07-07 03:20:59 UTC
  Uptime 27 minutes, 52 seconds
Slot 3 information:
  State Present
  Reason --- Hardware Not Supported ---
  Total CPU DRAM 0 MB
Slot 6 information:
  State Online
  Total CPU DRAM 32 MB
  Start time 2006-07-07 03:21:01 UTC
  Uptime 27 minutes, 50 seconds

```

show chassis fpc pic-status

```

user@host> show chassis fpc pic-status
Slot 0 Online
  PIC 1 1x OC-12 ATM, MM
  PIC 2 1x OC-12 ATM, MM
  PIC 3 1x OC-12 ATM, MM
Slot 1 Online
  PIC 0 1x OC-48 SONET, SMIR
Slot 2 Online
  PIC 0 1x OC-192 SONET, SMSR

```

show chassis fpc pic-status (M Series Routers)

```

user@host> show chassis fpc pic-status
Slot 1 Online FPC Type 1
  PIC 0 Present 2x OC-3 ATM, MM- Hardware Error
  PIC 1 Online 4x OC-3 SONET, SMIR
Slot 2 Online E-FPC Type 2
  PIC 0 Online 4x G/E, 1000 BASE-SX
  PIC 1 Online 2x G/E SFP, 1000 BASE
  PIC 3 Online 1x Tunnel
Slot 3 Online E-FPC Type 1
  PIC 0 Online 1x G/E IQ, 1000 BASE
  PIC 2 Online 1x G/E SFP, 1000 BASE
Slot 4 Online E-FPC Type 2
  PIC 0 Online 4x G/E SFP, 1000 BASE
  PIC 1 Online 4x G/E SFP, 1000 BASE

```

```

    PIC 2 Online      4x G/E SFP, 1000 BASE
    PIC 3 Online      4x G/E SFP, 1000 BASE
Slot 5 Online      FPC Type 2
...

```

show chassis fpc pic-status (M120 Router)

```

user@host> show chassis fpc pic-status
Slot 1 Online      M120 CFPC 10GE
    PIC 0 Online      1x 10GE(LAN/WAN) XFP
Slot 3 Online      M120 FPC Type 2 (proto)
    PIC 0 Online      2x G/E IQ, 1000 BASE
    PIC 1 Online      4x OC-3 SONET, SMIR
    PIC 2 Online      2x G/E IQ, 1000 BASE
    PIC 3 Online      8x 1GE(LAN), IQ2
Slot 4 Online      M120 FPC Type 3 (proto)
    PIC 0 Online      10x 1GE(LAN), 1000 BASE
Slot 5 Online      M120 FPC Type 1 (proto)
    PIC 0 Present      1x G/E, 1000 BASE-LX- Not Supported
    PIC 1 Online      1x CHOC3 IQ SONET, SMLR
    PIC 2 Online      4x CHDS3 IQ
    PIC 3 Online      1x G/E SFP, 1000 BASE

```

show chassis fpc pic-status (MX240, MX480, and MX960 Routers with

In the following output **Slot 1 and Slot 5** are the Application Services Modular Carrier Cards (AS MCC), **PIC 0** is the Application Services Modular Storage Card (AS MSC), and **PIC 2** is the Application Services Modular Processing Card (AS MXC).

```

user@host>show chassis fpc pic-status

```

Application Services
Modular Line Card)

```

Slot 2 Online      MPC Type 1 3D Q
Slot 1 Online      AS-MCC
PIC 0 Online       AS-MSC
PIC 2 Online       AS-MXC
Slot 4 Offline     MPC 3D 16x 10GE
Slot 5 Offline     AS-MCC

```

show chassis fpc lcc
(TX Matrix Router)

```

user@host> show chassis fpc lcc 0
lcc0-re0:

```

```

-----
Slot State      Temp CPU      Utilization (%) Memory Utilization (%)
      (C) Total Interrupt  DRAM (MB)   Heap   Buffer
0 Empty
1 Online      27      2      0      256      8      44
2 Online      27      3      0      256     15     44
3 Empty
4 Empty
5 Empty
6 Empty
7 Empty

```

show chassis fpc
pic-status (TX Matrix
Router)

```

user@host> show chassis fpc pic-status
lcc0-re0:

```

```

-----
Slot 0 Online      FPC Type 3
PIC 0 Online      1x OC-192 SM SR1
PIC 1 Online      1x OC-192 SM SR2
PIC 2 Online      1x OC-192 SM SR1
PIC 3 Online      1x Tunnel
Slot 1 Online      FPC Type 2
PIC 0 Online      1x OC-48 SONET, SMSR
PIC 1 Online      1x OC-48 SONET, SMSR

```

```

lcc1-re0:

```

```

lcc2-re0:

```

```

-----
Slot 1 Online      FPC Type 3
PIC 0 Online      1x OC-192 SM SR1
Slot 5 Online      FPC Type 2
PIC 0 Online      1x OC-48 SONET, SMSR
PIC 1 Online      2x G/E, 1000 BASE-LX
PIC 2 Online      2x G/E, 1000 BASE-LX
PIC 3 Online      1x OC-48 SONET, SMSR

```

```

lcc3-re0:

```

show chassis fpc
pic-status lcc (TX
Matrix Router)

```

user@host> show chassis fpc pic-status lcc 0
lcc0-re0:

```

```

-----
Slot 0 Online      FPC Type 3
PIC 0 Online      1x OC-192 SM SR2
Slot 1 Online      FPC Type 2
PIC 0 Online      2x OC-12 ATM2 IQ, MM
PIC 1 Online      1x OC-48 SONET, SMSR
PIC 2 Online      1x OC-48 SONET, SMSR
PIC 3 Online      4x G/E, 1000 BASE-SX

```


show chassis fpc (TX Matrix Plus Router)

```
user@host> show chassis fpc
lcc0-re0:
```

Slot	State	Temp (C)	CPU Utilization (%)		Memory DRAM (MB)	Utilization (%)	
			Total	Interrupt		Heap	Buffer
0	Empty						
1	Online	38	4	0	2048	3	24
2	Online	43	8	0	2048	6	24
3	Empty						
4	Online	43	6	0	2048	6	24
5	Empty						
6	Online	42	13	0	2048	6	24
7	Online	45	7	0	2048	3	24

```
lcc2-re0:
```

Slot	State	Temp (C)	CPU Utilization (%)		Memory DRAM (MB)	Utilization (%)	
			Total	Interrupt		Heap	Buffer
0	Online	42	10	0	2048	6	24
1	Empty						
2	Online	42	11	0	2048	6	24
3	Online	40	5	0	2048	3	24
4	Online	33	26	0	1024	8	49
5	Empty						
6	Online	43	8	0	2048	6	24
7	Online	46	6	0	2048	3	24

```
lcc3-re0:
```

Slot	State	Temp (C)	CPU Utilization (%)		Memory DRAM (MB)	Utilization (%)	
			Total	Interrupt		Heap	Buffer
0	Empty						
1	Empty						
2	Online	39	30	0	2048	7	24
3	Empty						
4	Online	41	8	0	2048	6	24
5	Online	41	12	0	2048	6	24
6	Online	40	8	0	2048	6	24
7	Online	42	4	0	2048	3	24

show chassis fpc lcc (TX Matrix Plus Router)

```
user@host> show chassis fpc lcc 0
lcc0-re0:
```

Slot	State	Temp (C)	CPU Utilization (%)		Memory DRAM (MB)	Utilization (%)	
			Total	Interrupt		Heap	Buffer
0	Empty						
1	Online	38	4	0	2048	3	24
2	Online	43	8	0	2048	6	24
3	Empty						
4	Online	43	6	0	2048	6	24
5	Empty						
6	Online	42	14	0	2048	6	24
7	Online	45	6	0	2048	3	24

show chassis fpc detail (TX Matrix Plus Router)

```
user@host> show chassis fpc details
```

```
lcc0-re0:
```

```

Slot 1 information:
  State                Online
  Temperature          38 degrees C / 100 degrees F
  Total CPU DRAM       2048 MB
  Total SRAM           64 MB
  Total SDRAM          1280 MB
  Start time           2010-10-04 20:06:22 PDT
  Uptime               1 hour, 32 minutes, 51 seconds
Slot 2 information:
  State                Online
  Temperature          43 degrees C / 109 degrees F
  Total CPU DRAM       2048 MB
  Total SRAM           128 MB
  Total SDRAM          2560 MB
  Start time           2010-10-04 20:06:37 PDT
  Uptime               1 hour, 32 minutes, 36 seconds
Slot 4 information:
  State                Online
  Temperature          43 degrees C / 109 degrees F
  Total CPU DRAM       2048 MB
  Total SRAM           128 MB
  Total SDRAM          2560 MB
  Start time           2010-10-04 20:06:40 PDT
  Uptime               1 hour, 32 minutes, 33 seconds
Slot 6 information:
  State                Online
  Temperature          42 degrees C / 107 degrees F
  Total CPU DRAM       2048 MB
  Total SRAM           128 MB
  Total SDRAM          2560 MB
  Start time           2010-10-04 20:06:42 PDT
  Uptime               1 hour, 32 minutes, 31 seconds
Slot 7 information:
  State                Online
  Temperature          45 degrees C / 113 degrees F
  Total CPU DRAM       2048 MB
  Total SRAM           64 MB
  Total SDRAM          1280 MB
  Start time           2010-10-04 20:06:43 PDT
  Uptime               1 hour, 32 minutes, 30 seconds

```

```
lcc2-re0:
```

```

-----
Slot 0 information:
  State                Online
  Temperature          42 degrees C / 107 degrees F
  Total CPU DRAM       2048 MB
  Total SRAM           128 MB
  Total SDRAM          2560 MB
  Start time           2010-10-04 20:06:35 PDT
  Uptime               1 hour, 32 minutes, 38 seconds
Slot 2 information:
  State                Online
  Temperature          42 degrees C / 107 degrees F
  Total CPU DRAM       2048 MB
  Total SRAM           128 MB
  Total SDRAM          2560 MB
  Start time           2010-10-04 20:06:37 PDT
  Uptime               1 hour, 32 minutes, 36 seconds
Slot 3 information:
  State                Online

```

```

Temperature                40 degrees C / 104 degrees F
Total CPU DRAM              2048 MB
Total SRAM                  64 MB
Total SDRAM                 1280 MB
Start time                  2010-10-04 20:06:28 PDT
Uptime                      1 hour, 32 minutes, 45 seconds
Slot 4 information:
State                       Online
Temperature                 33 degrees C / 91 degrees F
Total CPU DRAM              1024 MB
Total SRAM                  64 MB
Total SDRAM                 1280 MB
Start time                  2010-10-04 20:08:03 PDT
Uptime                      1 hour, 31 minutes, 10 seconds
Slot 6 information:
State                       Online
Temperature                 43 degrees C / 109 degrees F
Total CPU DRAM              2048 MB
Total SRAM                  128 MB
Total SDRAM                 2560 MB
Start time                  2010-10-04 20:06:44 PDT
Uptime                      1 hour, 32 minutes, 29 seconds
Slot 7 information:
State                       Online
Temperature                 46 degrees C / 114 degrees F
Total CPU DRAM              2048 MB
Total SRAM                  64 MB
Total SDRAM                 1280 MB
Start time                  2010-10-04 20:06:46 PDT
Uptime                      1 hour, 32 minutes, 27 seconds

```

lcc3-re0:

```

-----
Slot 2 information:
State                       Online
Temperature                 38 degrees C / 100 degrees F
Total CPU DRAM              2048 MB
Total SRAM                  128 MB
Total SDRAM                 2560 MB
Start time                  2010-10-04 20:17:31 PDT
Uptime                      1 hour, 21 minutes, 42 seconds
Slot 4 information:
State                       Online
Temperature                 41 degrees C / 105 degrees F
Total CPU DRAM              2048 MB
Total SRAM                  128 MB
Total SDRAM                 2560 MB
Start time                  2010-10-04 20:17:34 PDT
Uptime                      1 hour, 21 minutes, 39 seconds
Slot 5 information:
State                       Online
Temperature                 41 degrees C / 105 degrees F
Total CPU DRAM              2048 MB
Total SRAM                  128 MB
Total SDRAM                 2560 MB
Start time                  2010-10-04 20:17:36 PDT
Uptime                      1 hour, 21 minutes, 37 seconds
Slot 6 information:
State                       Online
Temperature                 40 degrees C / 104 degrees F
Total CPU DRAM              2048 MB

```

```

Total SRAM                128 MB
Total SDRAM               2560 MB
Start time                2010-10-04 20:17:39 PDT
Uptime                    1 hour, 21 minutes, 34 seconds
Slot 7 information:
State                     Online
Temperature               42 degrees C / 107 degrees F
Total CPU DRAM            2048 MB
Total SRAM                64 MB
Total SDRAM               1280 MB
Start time                2010-10-04 20:17:41 PDT
Uptime                    1 hour, 21 minutes, 32 seconds

```

**show chassis fpc
pic-status (TX Matrix
Plus Router)**

```
user@host> show chassis fpc pic-status
```

```
1cc0-re0:
```

```

-----
Slot 1  Online      FPC Type 2-ES
PIC 0   Online      8x 1GE(LAN), IQ2
Slot 2  Online      FPC Type 4-ES
PIC 0   Online      4x 10GE (LAN/WAN) XFP
Slot 4  Online      FPC Type 4-ES
PIC 0   Online      4x 10GE (LAN/WAN) XFP
Slot 6  Online      FPC Type 4-ES
PIC 0   Online      4x 10GE (LAN/WAN) XFP
PIC 1   Online      4x 10GE (LAN/WAN) XFP
Slot 7  Online      FPC Type 3-ES
PIC 0   Online      10x 1GE(LAN), 1000 BASE
PIC 2   Online      1x OC-192 SM SR2
PIC 3   Online      10x 1GE(LAN), 1000 BASE

```

```
1cc2-re0:
```

```

-----
Slot 0  Online      FPC Type 4-ES
PIC 0   Online      4x 10GE (LAN/WAN) XFP
Slot 2  Online      FPC Type 4-ES
PIC 0   Online      4x 10GE (LAN/WAN) XFP
PIC 1   Online      4x 10GE (LAN/WAN) XFP
Slot 3  Online      FPC Type 2-ES
PIC 0   Online      8x 1GE(LAN), IQ2
Slot 4  Online      FPC Type 4
PIC 0   Online      10x10GE(LAN/WAN) SFPP
Slot 6  Online      FPC Type 4-ES
PIC 0   Online      4x OC-192 SONET XFP
Slot 7  Online      FPC Type 3-ES
PIC 0   Online      10x 1GE(LAN), 1000 BASE
PIC 1   Offline     1x 10GE(LAN/WAN) IQ2E
PIC 2   Online      1x OC-192 SM SR2
PIC 3   Online      1x Tunnel

```

```
1cc3-re0:
```

```

-----
Slot 2  Online      FPC Type 4-ES
PIC 0   Online      10x10GE(LAN/WAN) SFPP
Slot 4  Online      FPC Type 4-ES
PIC 0   Online      4x OC-192 SONET XFP
Slot 5  Online      FPC Type 4-ES
PIC 0   Online      4x OC-192 SONET XFP
PIC 1   Online      4x 10GE (LAN/WAN) XFP
Slot 6  Online      FPC Type 4-ES
PIC 1   Online      4x 10GE (LAN/WAN) XFP

```

```

Slot 7  Online      FPC Type 3-ES
      PIC 0  Online    10x 1GE(LAN), 1000 BASE
      PIC 1  Online    8x 1GE(TYPE3), IQ2E
      PIC 2  Online    4x OC-48 SONET

```

show chassis fpc (T1600 Router)

```

user@host> show chassis fpc

```

Slot	State	Temp (C)	CPU Utilization (%) Total Interrupt	Memory DRAM (MB)	Utilization (%) Heap Buffer
0	Empty				
1	Empty				
2	Online	49	3 0	2048	3 24
3	Online	46	6 0	2048	6 24
4	Empty				
5	Online	46	5 0	2048	3 24
6	Empty				
7	Online	44	8 0	1024	7 49

show chassis fpc detail (T1600 Router)

```

user@host> show chassis fpc detail
show chassis fpc detail
Slot 2 information:
  State Online
  Temperature 49 degrees C / 120 degrees F
  Total CPU DRAM 2048 MB
  Total SRAM 64 MB
  Total SDRAM 1280 MB
  Start time 2010-10-04 21:12:52 PDT
  Uptime 32 minutes, 9 seconds
Slot 3 information:
  State Online
  Temperature 47 degrees C / 116 degrees F
  Total CPU DRAM 2048 MB
  Total SRAM 128 MB
  Total SDRAM 2560 MB
  Start time 2010-10-04 21:13:06 PDT
  Uptime 31 minutes, 55 seconds
Slot 5 information:
  State Online
  Temperature 46 degrees C / 114 degrees F
  Total CPU DRAM 2048 MB
  Total SRAM 64 MB
  Total SDRAM 1280 MB
  Start time 2010-10-04 21:12:56 PDT
  Uptime 32 minutes, 5 seconds
Slot 7 information:
  State Online
  Temperature 44 degrees C / 111 degrees F
  Total CPU DRAM 1024 MB
  Total SRAM 64 MB
  Total SDRAM 1280 MB
  Start time 2010-10-04 21:14:34 PDT
  Uptime 30 minutes, 27 seconds

```

show chassis fpc slot (T1600 Router)

```

user@host> show chassis fpc slot 2

```

Slot	State	Temp (C)	CPU Utilization (%) Total Interrupt	Memory DRAM (MB)	Utilization (%) Heap Buffer
2	Online	49	3 0	2048	3 24

show chassis fpc pic-status (T1600 Router)

```
user@host> show chassis fpc pic-status

Slot 2   Online      FPC Type 1-ES
        PIC 0 Online      Load Type 1
        PIC 1 Online      4x 1GE(LAN), IQ2E
        PIC 3 Online      1x OC-12-3 SFP
Slot 3   Online      FPC Type 4-ES
        PIC 0 Online      4x 10GE (LAN/WAN) XFP
        PIC 1 Online      4x OC-192 SONET XFP
Slot 5   Online      FPC Type 2-ES
        PIC 0 Online      Load Type 2
        PIC 1 Online      8x 1GE(LAN), IQ2E
        PIC 2 Online      8x 1GE(LAN), IQ2E
        PIC 3 Online      1x OC-48-12-3 SFP
Slot 7   Online      FPC Type 4
        PIC 0 Online      4x 10GE (LAN/WAN) XFP
```

show chassis fpc (T4000 Router)

```
user@host> show chassis fpc

regress@stymphalian# run show chassis fpc

Slot State      Temp  CPU Utilization (%)  Memory  Utilization (%)
      (C)  Total  Interrupt          DRAM (MB) Heap      Buffer
0 Online        48    15          0        2816      21      27
1 Empty
2 Empty
3 Online        51    15          0        2816      21      27
4 Empty
5 Online        39     8          0        2048       6      23
6 Online        49    15          0        2816      21      27
7 Empty
```

show chassis fpc detail (T4000 Router)

```
user@host> show chassis fpc detail

Slot 0 information:
  State Online
  Temperature 48 degrees C / 118 degrees F
  Total CPU DRAM 2816 MB
  Total SRAM 1554 MB
  Total SDRAM 10752 MB
  Start time 2012-02-09 22:56:25 PST
  Uptime 2 hours, 40 minutes, 52 seconds

Slot 3 information:
  State Online
  Temperature 51 degrees C / 123 degrees F
  Total CPU DRAM 2816 MB
  Total SRAM 1554 MB
  Total SDRAM 10752 MB
  Start time 2012-02-09 22:56:22 PST
  Uptime 2 hours, 40 minutes, 55 seconds

Slot 5 information:
  State Online
  Temperature 39 degrees C / 102 degrees F
  Total CPU DRAM 2048 MB
  Total SRAM 128 MB
  Total SDRAM 2560 MB
  Start time 2012-02-09 22:51:27 PST
  Uptime 2 hours, 45 minutes, 50 seconds

Slot 6 information:
  State Online
```

```

Temperature                49 degrees C / 120 degrees F
Total CPU DRAM              2816 MB
Total SRAM                  1554 MB
Total SDRAM                 10752 MB
Start time                  2012-02-09 22:56:29 PST
Uptime                      2 hours, 40 minutes, 48 seconds

```

show chassis fpc pic-status (T4000 Router)

```

user@host> show chassis fpc pic-status
Slot 0  Online      FPC Type 5-3D
        PIC 0  Online 12x10GE (LAN/WAN) SFPP
        PIC 1  Online 12x10GE (LAN/WAN) SFPP
Slot 3  Online      FPC Type 5-3D
        PIC 0  Online 1x100GE
        PIC 1  Online 12x10GE (LAN/WAN) SFPP
Slot 5  Online      FPC Type 4-ES
        PIC 0  Online 100GE
        PIC 1  Online 100GE CFP
Slot 6  Online      FPC Type 5-3D
        PIC 0  Online 12x10GE (LAN/WAN) SFPP
        PIC 1  Online 12x10GE (LAN/WAN) SFPP

```

show chassis fpc (QFX Series)

```

user@switch> show chassis fpc
Temp CPU Utilization (%) Memory      Utilization (%)
Slot State              (C) Total Interrupt    DRAM (MB) Heap      Buffer
0  Online                26      2           0      2820      0      49

```

show chassis fpc detail (QFX3500 Switches)

```

user@switch> show chassis fpc detail
Slot 0 information:
State                Online
Temperature           28 degrees C / 82 degrees F
Total CPU DRAM        2820 MB
Total SRAM             0 MB
Total SDRAM            0 MB
Start time            2010-09-20 01:34:13 PDT
Uptime                 3 days, 3 hours, 31 minutes, 48 seconds

```

show chassis fpc pic-status (QFX3500 Switches)

```

user@switch> show chassis fpc pic-status
Slot 0  Online      QFX 48x10G 4x40G Switch
        PIC 0  Online 48x 10G-SFP+
        PIC 1  Online 15x 10G-SFP+

```

show chassis fpc interconnect-device (QFabric System)

```

user@switch> show chassis fpc interconnect-device interconnect1
FPC status:
Temp
Slot State          (C)
0  Online            0
1  Online            0
2  Online            0
3  Online            0
4  Online            0
5  Online            0
6  Online            0
7  Online            0
8  Online            0
9  Online            0
10 Online            0
11 Online            0

```

12	Online	0
13	Online	0
14	Online	0
15	Online	0

**show chassis fpc
interconnect-device
(QFabric System)**

```
user@switch> show chassis fpc interconnect-device interconnect1 3
FPC status:
Slot State      Temp
          (C)
  3  Online      0
```

**show chassis fpc
interconnect-device
detail (QFabric
System)**

```
user@switch> show chassis fpc interconnect-device interconnect1 3 detail
Slot 3 information:
State                               Online
Temperature                         0 degrees C / 32 degrees F
Start time                          2011-08-18 10:45:04 PDT
Uptime                              1 minute, 49 seconds
```

**show chassis fpc
pic-status**

```
user@switch> show chassis fpc pic-status interconnect-device interconnect1
Slot 0  Online      QFX 16-port QSFP+ Front Card
PIC 0   Online      16x 40G-QSFP+
```


**interconnect-device
(QFabric System)**

```

PIC 1 Online 16x 40G-GE
Slot 1 Online QFX 16-port QSFP+ Front Card
PIC 0 Online 16x 40G-QSFP+
PIC 1 Online 16x 40G-GE
Slot 2 Online QFX 16-port QSFP+ Front Card
PIC 0 Online 16x 40G-QSFP+
PIC 1 Online 16x 40G-GE
Slot 3 Online QFX 16-port QSFP+ Front Card
PIC 0 Online 16x 40G-QSFP+
PIC 1 Online 16x 40G-GE
Slot 4 Online QFX 16-port QSFP+ Front Card
PIC 0 Online 16x 40G-QSFP+
PIC 1 Online 16x 40G-GE
Slot 5 Online QFX 16-port QSFP+ Front Card
PIC 0 Online 16x 40G-QSFP+
PIC 1 Online 16x 40G-GE
Slot 6 Online QFX 16-port QSFP+ Front Card
PIC 0 Online 16x 40G-QSFP+
PIC 1 Online 16x 40G-GE
Slot 7 Online QFX 16-port QSFP+ Front Card
PIC 0 Online 16x 40G-QSFP+
PIC 1 Online 16x 40G-GE
Slot 8 Online QFX Fabric Rear Card
PIC 0 Online 16x 40G-GE
Slot 9 Online QFX Fabric Rear Card
PIC 0 Online 16x 40G-GE
Slot 10 Online QFX Fabric Rear Card
PIC 0 Online 16x 40G-GE
Slot 11 Online QFX Fabric Rear Card
PIC 0 Online 16x 40G-GE
Slot 12 Online QFX Fabric Rear Card
PIC 0 Online 16x 40G-GE
Slot 13 Online QFX Fabric Rear Card
PIC 0 Online 16x 40G-GE
Slot 14 Online QFX Fabric Rear Card
PIC 0 Online 16x 40G-GE
Slot 15 Online QFX Fabric Rear Card
PIC 0 Online 16x 40G-GE

```

**show chassis fpc
pic-status node-device
(QFabric System)**

```

user@switch> show chassis fpc pic-status node-device node1
Slot node1 Online QFX 48x10G 4x40G Switch
PIC 0 Online 48x 10G-SFP+
PIC 1 Online 4x 40G-QSFP+

```

**show chassis fpc
(PTX5000 Packet
Transport Switch)**

```

user@host> show chassis fpc

```

Slot	State	Temp (C)	CPU Utilization (%)		Memory DRAM (MB)	Utilization (%)	
			Total	Interrupt		Heap	Buffer
0	Empty						
1	Empty						
2	Online	50	6	0	2816	5	27
3	Empty						
4	Empty						
5	Online	48	9	0	2816	5	27
6	Empty						
7	Online	49	8	0	2816	5	27

show chassis fpc detail

```

user@host> show chassis fpc detail
Slot 2 information:

```

(PTX5000 Packet Transport Switch)

```

State
Temperature 35 degrees C / 95 degrees F (PMB)
Temperature 35 degrees C / 95 degrees F (Intake)
Temperature 50 degrees C / 122 degrees F (Exhaust A)
Temperature 54 degrees C / 129 degrees F (Exhaust B)
Temperature 54 degrees C / 129 degrees F (TL0)
Temperature 52 degrees C / 125 degrees F (TQ0)
Temperature 61 degrees C / 141 degrees F (TL1)
Temperature 58 degrees C / 136 degrees F (TQ1)
Temperature 57 degrees C / 134 degrees F (TL2)
Temperature 58 degrees C / 136 degrees F (TQ2)
Temperature 62 degrees C / 143 degrees F (TL3)
Temperature 61 degrees C / 141 degrees F (TQ3)
Total CPU DRAM 2816 MB
Total SRAM 0 MB
Total SDRAM 0 MB
Start time 2012-01-12 12:05:42 PST
Uptime 3 hours, 14 minutes, 7 seconds

Slot 5 information:
State
Temperature 35 degrees C / 95 degrees F (PMB)
Temperature 34 degrees C / 93 degrees F (Intake)
Temperature 48 degrees C / 118 degrees F (Exhaust A)
Temperature 53 degrees C / 127 degrees F (Exhaust B)
Temperature 54 degrees C / 129 degrees F (TL0)
Temperature 52 degrees C / 125 degrees F (TQ0)
Temperature 69 degrees C / 156 degrees F (TL1)
Temperature 56 degrees C / 132 degrees F (TQ1)
Temperature 54 degrees C / 129 degrees F (TL2)
Temperature 56 degrees C / 132 degrees F (TQ2)
Temperature 59 degrees C / 138 degrees F (TL3)
Temperature 60 degrees C / 140 degrees F (TQ3)
Total CPU DRAM 2816 MB
Total SRAM 0 MB
Total SDRAM 0 MB
Start time 2012-01-12 12:05:43 PST
Uptime 3 hours, 14 minutes, 6 seconds

Slot 7 information:
State
Temperature 35 degrees C / 95 degrees F (PMB)
Temperature 33 degrees C / 91 degrees F (Intake)
Temperature 50 degrees C / 122 degrees F (Exhaust A)
Temperature 55 degrees C / 131 degrees F (Exhaust B)
Temperature 56 degrees C / 132 degrees F (TL0)
Temperature 56 degrees C / 132 degrees F (TQ0)
Temperature 61 degrees C / 141 degrees F (TL1)
Temperature 57 degrees C / 134 degrees F (TQ1)
Temperature 55 degrees C / 131 degrees F (TL2)
Temperature 59 degrees C / 138 degrees F (TQ2)
Temperature 62 degrees C / 143 degrees F (TL3)
Temperature 62 degrees C / 143 degrees F (TQ3)
Total CPU DRAM 2816 MB
Total SRAM 0 MB
Total SDRAM 0 MB
Start time 2012-01-12 12:05:44 PST
Uptime 3 hours, 14 minutes, 5 seconds

```

show chassis fpc
pic-status (PTX5000)

```

user@host> show chassis fpc pic-status
Slot 2  Online      FPC
PIC 0   Online      24x 10GE(LAN) SFP+

```

Packet Transport Switch)

```

PIC 1 Online      24x 10GE(LAN) SFP+
Slot 5 Online      FPC
PIC 0 Online      24x 10GE(LAN) SFP+
PIC 1 Online      2x 40GE CFP
Slot 7 Online      FPC
PIC 0 Online      24x 10GE(LAN) SFP+
PIC 1 Online      2x 40GE CFP

```

**show chassis fpc
(ACX2000 Universal
Access Router)**

```

user@host> show chassis fpc

```

Slot	State	Temp (C)	CPU Utilization (%) Total	Interrupt	Memory DRAM (MB)	Utilization (%) Heap	Buffer
0	Online	61	17	6	512	21	37

**show chassis fpc 0
(ACX2000 Universal
Access Router)**

```

user@host> show chassis fpc 0

```

Slot	State	Temp (C)	CPU Utilization (%) Total	Interrupt	Memory DRAM (MB)	Utilization (%) Heap	Buffer
0	Online	61	17	6	512	21	37

**show chassis fpc detail
(ACX2000 Universal
Access Router)**

```

user@host> show chassis fpc detail
Slot 0 information:
  State                               Online
  Temperature                         61 degrees C / 141 degrees F
  Total CPU DRAM                      512 MB
  Start time                         2012-05-29 02:52:06 PDT
  Uptime                             27 minutes, 17 seconds

```

**show chassis fpc
pic-status (ACX2000
Universal Access
Router)**

```

user@host> show chassis fpc pic-status
Slot 0 Online
  PIC 0 Online      16x CHE1T1, RJ48
  PIC 1 Online      8x 1GE(LAN) RJ45
  PIC 2 Online      2x 1GE(LAN) SFP
  PIC 3 Online      2x 10GE(LAN) SFP+

```

**show chassis FPC 1
(MX Routers with
Media Services Blade
[MSB])**

```

user@switch> show chassis fpc 1

```

Slot	State	Temp (C)	CPU Utilization (%) Total	Interrupt	Memory DRAM (MB)	Utilization (%) Heap	Buffer
1	Online	34	5	0	3072	5	13

**show chassis FPC 1
detail (MX Routers
with Media Services
Blade [MSB])**

```

user@switch> show chassis fpc 1 detail
Slot 1 information:
  State                               Online
  Temperature                         34
  Total CPU DRAM                      3072 MB
  Total RLDRAM                        259 MB
  Total DDR DRAM                      4864 MB
  Start time                         2012-06-19 10:51:43 PDT
  Uptime                             16 minutes, 48 seconds
  Max Power Consumption               550 Watts

```

show chassis lccs

Syntax	show chassis lccs
Release Information	Command introduced before Junos OS Release 7.4.
Description	(TX Matrix and TX Matrix Plus routers only) On a TX Matrix router, display the status of all T640 LCC connected to the TX Matrix router. On a TX Matrix Plus router, display the status of all LCC connected to the TX Matrix Plus router.
Options	This command has no options.
Required Privilege Level	view
Related Documentation	<ul style="list-style-type: none"> request chassis lcc Configuring Line-Card Upgrade Groups for Nonstop Software Upgrade (CLI Procedure) fpc
List of Sample Output	show chassis lccs on page 253 show chassis lccs (TX Matrix Plus router with 3D SIBs) on page 253
Output Fields	Table 10 on page 252 lists the output fields for the show chassis lccs command. Output fields are listed in the approximate order in which they appear.

Table 10: show chassis lccs Output Fields

Field Name	Field Description
Slot	LCC slot number.
State	LCC status: <ul style="list-style-type: none"> Online—LCC is online and running. Offline—LCC is powered down. Empty—No LCC is present.
Uptime	How long the LCC has been up and running.

Sample Output

`show chassis lccs`

```
user@host> show chassis lccs
Slot  State                Uptime
0     Online                3 minutes, 17 seconds
1     Empty
2     Online                3 minutes, 23 seconds
3     Empty
```

`show chassis lccs (TX
Matrix Plus router with
3D SIBs)`

```
user@host> show chassis lccs
Slot  State                Uptime
0     Offline
1     Empty
2     Online                1 day, 4 hours, 57 minutes, 7 seconds
3     Empty
4     Online                1 day, 4 hours, 56 minutes, 58 seconds
5     Empty
6     Empty
7     Online                3 hours, 45 minutes, 41 seconds
```

show chassis location

Syntax	show chassis location
Syntax (TX Matrix Router)	show chassis location <fpc interface (by-name <i>name</i> by-slot fpc number lcc number) lcc number scc>
Syntax (TX Matrix Plus Router)	show chassis location <fpc interface (by-name <i>name</i> by-slot fpc number lcc number) lcc number sfc number>
Syntax (MX Series Router)	show chassis location <all-members> <local> <member <i>member-id</i> >
Syntax (QFX Series)	show chassis location <interconnect-device <i>name</i> > <node-device <i>name</i> >
Release Information	Command introduced before Junos OS Release 7.4. Command introduced in Junos OS Release 9.0 for EX Series switches. sfc option introduced for the TX Matrix Plus router in Junos OS Release 9.6. Command introduced in Junos OS Release 11.1 for the QFX Series.
Description	Display the physical location of the chassis. This command can only be used on the master Routing Engine.
Options	<p>none—Display all information about the physical location of the chassis. On a TX Matrix router, display all information about the physical location of the TX Matrix router and its attached T640 routers. On a TX Matrix Plus router, display all information about the physical location of the TX Matrix Plus router and its attached routers.</p> <p>all-members—(MX Series routers only) (Optional) Display the physical location of the chassis for all the member routers in the Virtual Chassis configuration.</p> <p>fpc—(TX Matrix router and TX Matrix Plus router only) (Optional) Display the physical location of all Flexible PIC Concentrators (FPCs).</p> <p>interconnect-device <i>name</i>—(QFabric systems only) (Optional) Display the physical location of the Interconnect device.</p> <p>interface by-name <i>name</i>—(TX Matrix and TX Matrix Plus routers only) (Optional) Display the physical location of a specified interface name. On a TX Matrix router, this option displays the FPC number and T640 router (line-card chassis) number associated with the specified interface. On a TX Matrix Plus router, this option displays the FPC number and router (line-card chassis) number associated with the specified interface.</p> <p>interface by-slot fpc number lcc number—(TX Matrix and TX Matrix Plus router only) (Optional) On a TX Matrix router, display the global FPC number of an interface by specifying its local FPC number and T640 router (line-card chassis) number. On a</p>

TX Matrix Plus router, display the global FPC number of an interface by specifying its local FPC number and router (line-card chassis) number.

- The global FPC number is the FPC slot number when all the FPC slots in the routing matrix are considered: **0** through **31**. The local FPC number is the FPC slot number on a particular T640 router.
- For **fpc**, replace *number* with a value from **0** through **7**.
- For **lcc**, replace *number* with a value from **0** through **3**.

lcc *number*—(TX Matrix and TX Matrix Plus routers only) (Optional) On a TX Matrix router, display the physical location of a specified T640 router (line-card chassis) that is connected to a TX Matrix router. On a TX Matrix Plus router, display the physical location of a specified router (line-card chassis) that is connected to a TX Matrix Plus router.

Replace *number* with the following values depending on the LCC configuration:

- 0 through 3, when T640 routers are connected to a TX Matrix router in a routing matrix.
- 0 through 3, when T1600 routers are connected to a TX Matrix Plus router in a routing matrix.
- 0 through 7, when T1600 routers are connected to a TX Matrix Plus router with 3D SIBs in a routing matrix.
- 0, 2, 4, or 6, when T4000 routers are connected to a TX Matrix Plus router with 3D SIBs in a routing matrix.

local—(MX Series routers only) (Optional) Display the physical location of the chassis for the local Virtual Chassis member.

member *member-id*—(MX Series routers only) (Optional) Display the physical location of the chassis for the specified member of the Virtual Chassis configuration. Replace *member-id* with a value of 0 or 1.

node-device *name*—(QFabric systems only) (Optional) Display the physical location of the Node device.

scc—(TX Matrix routers only) (Optional) Display the physical location of the TX Matrix router (switch-card chassis).

sfc—(TX Matrix Plus routers only) (Optional) Display the physical location of the TX Matrix Plus router (or switch-fabric chassis).

Required Privilege Level view

List of Sample Output [show chassis location on page 257](#)
[show chassis location fpc \(TX Matrix Router\) on page 257](#)
[show chassis location interface by-slot \(TX Matrix Router\) on page 257](#)
[show chassis location fpc \(TX Matrix Plus Router\) on page 257](#)

[show chassis location interface by-slot \(TX Matrix Plus Router\) on page 257](#)

[show chassis location \(QFX3500 Switches\) on page 257](#)

[show chassis location \(QFabric Systems\) on page 257](#)

Output Fields Table 11 on page 256 lists the output fields for the **show chassis location** command. Output fields are listed in the approximate order in which they appear.

Table 11: show chassis location Output Fields

Field Name	Field Description
country-code	Country code information.
postal-code	Postal code information.
Building	Building information.
Floor	Floor information.
Global FPC	Global FPC number. The FPC slot number, when all FPC slots in the routing matrix are considered. The range of values is 0 through 31.
LCC	Line-card chassis number. On a TX Matrix router, the number of a particular T640 router connected to the TX Matrix router. On a TX Matrix Plus router, the number of a particular router connected to the TX Matrix Plus router.
Local FPC	Local FPC number. On a TX Matrix router, the FPC slot number on a particular T640 router. On a TX Matrix Plus router, the FPC slot number on a particular router.

Sample Output

show chassis location user@host> **show chassis location**
country-code: US
postal-code: 94404
Building: Building 2, Floor: 2

show chassis location fpc (TX Matrix Router) user@host> **show chassis location fpc**

Global FPC	LCC	Local FPC
17	2	1
21	2	5

show chassis location interface by-slot (TX Matrix Router) user@host> **show chassis location interface by-slot fpc 1 lcc 1**
Global FPC: 9

show chassis location fpc (TX Matrix Plus Router) user@host> **show chassis location fpc**

Global FPC	LCC	Local FPC
0	0	0
1	0	1

show chassis location interface by-slot (TX Matrix Plus Router) user@host> **show chassis location interface by-slot fpc 2 lcc 1**
Global FPC: 10

show chassis location (QFX3500 Switches) user@switch> **show chassis location**
country-code: US
postal-code: 94404
Building: Building 2, Floor: 2

show chassis location (QFabric Systems) user@switch> **show chassis location interconnect-device interconnect1**
country-code: US
postal-code: 94404
Building: Building 2, Floor: 2

show chassis routing-engine

Syntax	show chassis routing-engine <bios <i>slot</i> >
Syntax (EX Series Switches)	show chassis routing-engine < <i>slot</i> >
Syntax (T Series routers)	show chassis routing-engine <bios <i>slot</i> >
Syntax (TX Matrix Routers)	show chassis routing-engine <bios <i>slot</i> > <lcc <i>number</i> scc>
Syntax (TX Matrix Plus Routers)	show chassis routing-engine <bios <i>slot</i> > <lcc <i>number</i> sfc <i>number</i> >
Syntax (QFX Series)	show chassis routing-engine <interconnect-device <i>name</i> > <node-device <i>name</i> >
Syntax (MX Series Routers)	show chassis routing-engine <bios <i>slot</i> > <all-members> <local> <member <i>member-id</i> >
Syntax (MX2010 3D Universal Edge Routers)	show chassis routing-engine <bios <i>slot</i> >
Syntax (MX2020 3D Universal Edge Routers)	show chassis routing-engine <bios <i>slot</i> >
Syntax (ACX Series Universal Access Routers)	show chassis routing-engine
Release Information	<p>Command introduced before Junos OS Release 7.4.</p> <p>Command introduced in Junos OS Release 9.0 for EX Series switches.</p> <p>sfc option introduced for the TX Matrix Plus router in Junos OS Release in 9.6.</p> <p>Command introduced in Junos OS Release 11.1 for QFX Series.</p> <p>Command introduced in Junos OS Release 12.2 for ACX Series Universal Access Routers.</p> <p>Command introduced in Junos OS Release 12.3 for MX2020 3D Universal Edge Routers.</p> <p>Command introduced in Junos OS Release 12.3 for MX2010 3D Universal Edge Routers.</p>
Description	Display the status of the Routing Engine.

Options **none**—Display information about one or more Routing Engines. On a TX Matrix router, display information about all Routing Engines on the TX Matrix router and its attached T640 routers. On a TX Matrix Plus router, display information about all Routing Engines on the TX Matrix Plus router and its attached routers.

all-members—(MX Series routers only) (Optional) Display Routing Engine information for all members of the Virtual Chassis configuration.

bios—(Optional) Display the (BIOS) firmware version.

interconnect-device *number*—(QFabric systems only) (Optional) Display Routing Engine information for a specified Interconnect device.

lcc *number*—(TX Matrix and TX Matrix Plus routers only) (Optional) On a TX Matrix router, display Routing Engine information for a specified T640 router (line-card chassis) that is connected to the TX Matrix router. On a TX Matrix Plus router, display Routing Engine information for a specified router (line-card chassis) that is connected to the TX Matrix Plus router.

Replace *number* with the following values depending on the LCC configuration:

- 0 through 3, when T640 routers are connected to a TX Matrix router in a routing matrix.
- 0 through 3, when T1600 routers are connected to a TX Matrix Plus router in a routing matrix.
- 0 through 7, when T1600 routers are connected to a TX Matrix Plus router with 3D SIBs in a routing matrix.
- 0, 2, 4, or 6, when T4000 routers are connected to a TX Matrix Plus router with 3D SIBs in a routing matrix.

local—(MX Series routers only) (Optional) Display Routing Engine information for the local Virtual Chassis member.

member *member-id*—(MX Series routers only) (Optional) Display Routing Engine information for the specified member of the Virtual Chassis configuration. For an MX Series Virtual Chassis, replace *member-id* with a value of 0 or 1.

node-device *number*—(QFabric systems only) (Optional) Display Routing Engine information for a specified Node device.

scc—(TX Matrix routers only) (Optional) Display Routing Engine information for the TX Matrix router (switch-card chassis).

sfc *number*—(TX Matrix Plus routers only) (Optional) Display Routing Engine information for the TX Matrix Plus router (or switch-fabric chassis). Replace *number* with 0.

slot—(Systems with multiple Routing Engines) (Optional) Display information for an individual Routing Engine. Replace *slot* with 0 or 1. For QFX3500 switches, there is only one Routing Engine, so you do not need to specify the slot number.

Required Privilege Level view

Related Documentation

- request chassis routing-engine master
- Configuring Routing Engine Redundancy
- Switching the Global Master and Backup Roles in a Virtual Chassis Configuration

List of Sample Output

[show chassis routing-engine \(M5 Router\) on page 263](#)
[show chassis routing-engine \(M10 Router\) on page 263](#)
[show chassis routing-engine \(M20 Router\) on page 263](#)
[show chassis routing-engine \(M40 Router\) on page 264](#)
[show chassis routing-engine \(M120 Router\) on page 264](#)
[show chassis routing-engine \(M160 Router\) on page 265](#)
[show chassis routing-engine \(MX240 Router\) on page 266](#)
[show chassis routing-engine \(MX480 Router\) on page 266](#)
[show chassis routing-engine \(MX960 Router\) on page 266](#)
[show chassis routing-engine \(MX2010 Router\) on page 267](#)
[show chassis routing-engine \(MX2020 Router\) on page 267](#)
[show chassis routing-engine \(T320 router\) on page 268](#)
[show chassis routing-engine \(T640 router\) on page 269](#)
[show chassis routing-engine \(T1600 router\) on page 269](#)
[show chassis routing-engine \(T4000 router\) on page 270](#)
[show chassis routing-engine \(TX Matrix Router\) on page 271](#)
[show chassis routing-engine lcc \(TX Matrix Router\) on page 272](#)
[show chassis routing-engine bios \(TX Matrix Router\) on page 272](#)
[show chassis routing-engine \(TX Matrix Plus Router\) on page 273](#)
[show chassis routing-engine lcc \(TX Matrix Plus Router\) on page 274](#)
[show chassis routing-engine bios \(TX Matrix Plus Router\) on page 275](#)
[show chassis routing-engine \(QFX Series\) on page 275](#)
[show chassis routing-engine \(PTX Series Packet Transport Switch\) on page 275](#)
[show chassis routing-engine \(ACX2000 Universal Access Router\) on page 276](#)
[show chassis routing-engine \(ACX1000 Universal Access Router\) on page 276](#)

Output Fields [Table 12 on page 260](#) lists the output fields for the **show chassis routing-engine** command. Output fields are listed in the approximate order in which they appear.

Table 12: show chassis routing-engine Output Fields

Field Name	Field Description
Slot	(Systems with single and multiple Routing Engines) Slot number.
Current state	(Systems with multiple Routing Engines) Current state of the Routing Engine: Master , Backup , or Disabled .
Election priority	(Systems with multiple Routing Engines) Election priority for the Routing Engine: Master or Backup .
Temperature	Temperature of the air flowing past the Routing Engine.
CPU Temperature	Temperature of the CPU.

Table 12: show chassis routing-engine Output Fields (*continued*)

Field Name	Field Description
DRAM	Total DRAM available to the Routing Engine's processor. Starting with Junos OS Release 12.3R1, the DRAM field displays both available memory and installed memory.
Memory utilization	Percentage of Routing Engine memory being used.
CPU utilization	Information about the Routing Engine's CPU utilization: <ul style="list-style-type: none"> • User—Percentage of CPU time being used by user processes. • Background—Percentage of CPU time being used by background processes. • Kernel—Percentage of CPU time being used by kernel processes. • Interrupt—Percentage of CPU time being used by interrupts. • Idle—Percentage of CPU time that is idle.
Model	Routing Engine model number.
Serial ID	(Systems with multiple Routing Engines) Identification number of the Routing Engine in this slot.
Start time	Time at which the Routing Engine started running.
Uptime	How long the Routing Engine has been running.
Routing Engine BIOS Version	BIOS version being run by the Routing Engine.

Table 12: show chassis routing-engine Output Fields (*continued*)

Field Name	Field Description
Last reboot reason	<p>Reason for last reboot, including:</p> <ul style="list-style-type: none"> • power cycle/failure—Halt of the Routing Engine using the halt command, powering down using the power button on the chassis or any other method (such as removal of the control board or Routing Engine), and then powering back the Routing Engine. A halt of the operating system also occurs if you enter the request system halt command. You can enter this command to halt the system operations on the chassis or specific Routing Engines. To restart the software, press any key on the keyboard. • watchdog—Reboot due to a hardware watchdog. A watchdog is a hardware monitoring process that examines the health and performance of the router to enable the device to recover from failures. A watchdog checks for problems at certain intervals, and reboots the routing engine if a problem is encountered. • reset-button reset—(Not available on the J Series router or EX Series switch) Reboot due to pressing of the reset button on the Routing Engine. • power-button hard power off—Reboot due to pressing of the power button on the chassis. A powering down of the software also occurs if you enter the request system power-off command. You can enter this command to power down the chassis or specific Routing Engines; you can then restart the software. • misc hardware reason—Reboot due to miscellaneous hardware reasons. • thermal shutdown—Reboot due to the router or switch reaching a critical temperature at which point it is unsafe to continue operations. • hard disk failure—Reboot due to a hard disk or solid-state drive (SSD) failure. • reset from debugger—Reboot due to reset from the debugger. • chassis control reset—Restart the chassis process that manages PICs, FPCs, and other hardware components. The chassis control module that runs the Routing Engine performs management and monitoring functions, and it provides a single access point for operational and maintenance functions. A reset of the chassis management process occurs when you enter the restart chassis-control command. • bios auto recovery reset—Reboot due to a BIOS auto-recovery reset. • could not be determined—Reboot due to an undetermined reason. • Router rebooted after a normal shutdown—Reboot due to a normal shutdown. This reason is displayed if the Routing Engine is powered down by pushing and holding the online/offline button on the Routing Engine faceplate for 30 seconds, and then powered back. A reboot of the software also occurs if you enter the request system reboot command. You can enter this command to reboot the chassis or specific Routing Engines.
Load averages	Routing Engine load averages for the last 1, 5, and 15 minutes.

Sample Output

**show chassis
routing-engine (M5
Router)**

```
user@host> show chassis routing-engine
Routing Engine status:
  Temperature                25 degrees C / 77 degrees F
  DRAM                       768 MB
  Memory utilization          21 percent
  CPU utilization:
    User                      0 percent
    Background                0 percent
    Kernel                    0 percent
    Interrupt                  0 percent
    Idle                       100 percent
  Model                       RE-2.0
  Serial ID                   31000007349bf701
  Start time                   2003-12-04 09:42:17 PST
  Uptime                       26 days, 1 hour, 12 minutes, 27 seconds
  Last reboot reason           Router rebooted after a normal shutdown
  Load averages:              1 minute   5 minute  15 minute
                               0.00        0.01    0.00
```

**show chassis
routing-engine (M10
Router)**

```
user@host> show chassis routing-engine
Routing Engine status:
  Temperature                25 degrees C / 77 degrees F
  DRAM                       768 MB
  Memory utilization          21 percent
  CPU utilization:
    User                      0 percent
    Background                0 percent
    Kernel                    0 percent
    Interrupt                  0 percent
    Idle                       100 percent
  Model                       RE-2.0
  Serial ID                   31000007349bf701
  Start time                   2003-12-04 09:42:17 PST
  Uptime                       26 days, 1 hour, 12 minutes, 27 seconds
  Last reboot reason           Router rebooted after a normal shutdown
  Load averages:              1 minute   5 minute  15 minute
                               0.00        0.01    0.00
```

**show chassis
routing-engine (M20
Router)**

```
user@host> show chassis routing-engine
Routing Engine status:
  Slot 0:
    Current state              Master
    Election priority           Master (default)
    Temperature                 29 degrees C / 84 degrees F
    DRAM                       768 MB
    Memory utilization          20 percent
    CPU utilization:
      User                      1 percent
      Background                0 percent
      Kernel                    2 percent
      Interrupt                  0 percent
      Idle                       97 percent
    Model                       RE-2.0
    Serial ID                   58000007348d9a01
    Start time                   2003-12-30 07:05:47 PST
    Uptime                       3 hours, 41 minutes, 14 seconds
```

```

Last reboot reason      Router rebooted after a normal shutdown
Load averages:         1 minute   5 minute   15 minute
                        0.00       0.02       0.00

Routing Engine status:
Slot 1:
  Current state         Backup
  Election priority     Backup (default)
  Temperature           29 degrees C / 84 degrees F
  DRAM                  768 MB
  Memory utilization    0 percent
  CPU utilization:
    User                0 percent
    Background          0 percent
    Kernel              1 percent
    Interrupt           0 percent
    Idle                99 percent
  Model                 RE-2.0
  Serial ID             d800000734745701
  Start time            2003-06-17 16:37:33 PDT
  Uptime                195 days, 18 hours, 47 minutes, 9 seconds
  Last reboot reason    Router rebooted after a normal shutdown

```

show chassis routing-engine (M40 Router)

```

user@host> show chassis routing-engine
Routing Engine status:
  Temperature           25 degrees C / 77 degrees F
  DRAM                  768 MB
  Memory utilization    21 percent
  CPU utilization:
    User                0 percent
    Background          0 percent
    Kernel              0 percent
    Interrupt           0 percent
    Idle                100 percent
  Model                 RE-2.0
  Serial ID             31000007349bf701
  Start time            2003-12-04 09:42:17 PST
  Uptime                26 days, 1 hour, 12 minutes, 27 seconds
  Last reboot reason    Router rebooted after a normal shutdown
  Load averages:       1 minute   5 minute   15 minute
                        0.00       0.01       0.00

```

show chassis routing-engine (M120 Router)

```

user@host> show chassis routing-engine
Routing Engine status:
Slot 0:
  Current state         Master
  Election priority     Master (default)
  Temperature           46 degrees C / 114 degrees F
  CPU temperature        44 degrees C / 111 degrees F
  DRAM                  2048 MB
  Memory utilization    18 percent
  CPU utilization:
    User                0 percent
    Background          0 percent
    Kernel              5 percent
    Interrupt           0 percent
    Idle                95 percent
  Model                 RE-A-1000
  Serial ID             1000621154
  Start time            2006-10-31 17:10:05 PST
  Uptime                14 minutes, 31 seconds

```



```

Last reboot reason      Router rebooted after a normal shutdown
Load averages:         1 minute   5 minute   15 minute
                        0.02       0.07       0.07

Routing Engine status:
Slot 1:
  Current state         Backup
  Election priority     Backup (default)
  Temperature           45 degrees C / 113 degrees F
  CPU temperature       42 degrees C / 107 degrees F
  DRAM                  2048 MB
  Memory utilization    15 percent
  CPU utilization:
    User                0 percent
    Background          0 percent
    Kernel              0 percent
    Interrupt           0 percent
    Idle                100 percent
  Model                 RE-A-1000
  Serial ID             1000621151
  Start time            2006-10-31 17:10:04 PST
  Uptime                14 minutes, 30 seconds
  Last reboot reason    Router rebooted after a normal shutdown

```

show chassis routing-engine (M160 Router)

```

user@host> show chassis routing-engine
Routing Engine status:
Slot 0:
  Current state         Master
  Election priority     Master (default)
  Temperature           43 degrees C / 109 degrees F
  DRAM                  2048 MB
  Memory utilization    11 percent
  CPU utilization:
    User                1 percent
    Background          0 percent
    Kernel              2 percent
    Interrupt           0 percent
    Idle                97 percent
  Model                 RE-3.0
  Serial ID             210865700403
  Start time            2003-12-23 12:25:55 PST
  Uptime                6 days, 22 hours, 33 minutes, 24 seconds
  Last reboot reason    Router rebooted after a normal shutdown
  Load averages:       1 minute   5 minute   15 minute
                        0.24       0.13       0.04

Routing Engine status:
Slot 1:
  Current state         Backup
  Election priority     Backup (default)
  Temperature           40 degrees C / 104 degrees F
  DRAM                  2048 MB
  Memory utilization    9 percent
  CPU utilization:
    User                0 percent
    Background          0 percent
    Kernel              0 percent
    Interrupt           0 percent
    Idle                100 percent
  Model                 RE-3.0
  Serial ID             210865700332
  Start time            2003-12-23 12:25:55 PST
  Uptime                6 days, 22 hours, 33 minutes, 21 seconds

```

Last reboot reason

Router rebooted after a normal shutdown

**show chassis
routing-engine
(MX240 Router)**

```

user@host> show chassis routing-engine
Routing Engine status:
Slot 0:
  Current state           Backup
  Election priority       Master (default)
  Temperature             40 degrees C / 104 degrees F
  CPU temperature         47 degrees C / 116 degrees F
  DRAM                    3584 MB
  Memory utilization      7 percent
  CPU utilization:
    User                  0 percent
    Background            0 percent
    Kernel                0 percent
    Interrupt             0 percent
    Idle                  100 percent
  Model                   RE-S-2000
  Serial ID               1000703522
  Start time              2007-12-19 10:35:40 PST
  Uptime                  16 days, 3 hours, 15 minutes, 23 seconds
  Last reboot reason      Router rebooted after a normal shutdown

```

**show chassis
routing-engine
(MX480 Router)**

```

user@host> show chassis routing-engine
Routing Engine status:
Slot 0:
  Current state           Master
  Election priority       Master (default)
  Temperature             41 degrees C / 105 degrees F
  CPU temperature         38 degrees C / 100 degrees F
  DRAM                    2048 MB
  Memory utilization      13 percent
  CPU utilization:
    User                  0 percent
    Background            0 percent
    Kernel                2 percent
    Interrupt             0 percent
    Idle                  98 percent
  Model                   RE-S-1300
  Serial ID               1000697044
  Start time              2008-01-04 06:46:08 PST
  Uptime                  8 hours, 17 minutes, 16 seconds
  Last reboot reason      Router rebooted after a normal shutdown

```

**show chassis
routing-engine
(MX960 Router)**

```

user@host> show chassis routing-engine
Routing Engine status:
Slot 0:
  Current state           Master
  Election priority       Master (default)
  Temperature             37 degrees C / 98 degrees F
  CPU temperature         37 degrees C / 98 degrees F
  DRAM                    2048 MB
  Memory utilization      18 percent
  CPU utilization:
    User                  0 percent
    Background            0 percent
    Kernel                4 percent
    Interrupt             0 percent
    Idle                  96 percent

```

```

Model                RE-S-1300
Serial ID             1000617944
Start time            2006-10-26 12:37:13 PDT
Uptime                6 days, 4 hours, 59 minutes, 40 seconds
Last reboot reason    Router rebooted after a normal shutdown
Load averages:        1 minute   5 minute  15 minute
                       0.16      0.08    0.02

```

show chassis routing-engine (MX2010 Router)

```
user@host> show chassis routing-engine
```

Routing Engine status:

```

Slot 0:
  Current state          Master
  Election priority      Master (default)
  Temperature            3 degrees C / 37 degrees F
  CPU temperature        3 degrees C / 37 degrees F
  DRAM                   17152 MB
  Memory utilization     13 percent
  CPU utilization:
    User                 0 percent
    Background           0 percent
    Kernel               4 percent
    Interrupt            2 percent
    Idle                 95 percent
  Model                  RE-S-1800x4
  Serial ID              9009099704
  Start time             2012-10-02 14:33:32 PDT
  Uptime                 14 hours, 39 minutes, 39 seconds
  Last reboot reason     Router rebooted after a normal shutdown.
  Load averages:        1 minute   5 minute  15 minute
                       0.06      0.05    0.01

```

Routing Engine status:

```

Slot 1:
  Current state          Backup
  Election priority      Backup (default)
  Temperature            1 degrees C / 33 degrees F
  CPU temperature        2 degrees C / 35 degrees F
  DRAM                   17152 MB
  Memory utilization     11 percent
  CPU utilization:
    User                 0 percent
    Background           0 percent
    Kernel               0 percent
    Interrupt            0 percent
    Idle                 100 percent
  Model                  RE-S-1800x4
  Serial ID              9009099706
  Start time             2012-10-02 10:36:06 PDT
  Uptime                 18 hours, 36 minutes, 57 seconds
  Last reboot reason     Router rebooted after a normal shutdown.
  Load averages:        1 minute   5 minute  15 minute
                       0.01      0.00    0.00

```

show chassis routing-engine (MX2020 Router)

```
user@host> show chassis routing-engine
```

Routing Engine status:

```

Slot 0:
  Current state          Master
  Election priority      Master (default)
  Temperature            6 degrees C / 42 degrees F
  CPU temperature        6 degrees C / 42 degrees F

```

```

DRAM 17152 MB
Memory utilization 14 percent
CPU utilization:
  User 1 percent
  Background 0 percent
  Kernel 7 percent
  Interrupt 2 percent
  Idle 91 percent
Model RE-S-1800x4
Serial ID 9009089704
Start time 2012-10-02 11:05:24 PDT
Uptime 2 days, 15 hours, 49 minutes, 13 seconds
Last reboot reason Router rebooted after a normal shutdown.
Load averages: 1 minute 5 minute 15 minute
                0.10 0.05 0.01

Routing Engine status:
Slot 1:
  Current state Backup
  Election priority Backup (default)
  Temperature 7 degrees C / 44 degrees F
  CPU temperature 5 degrees C / 41 degrees F
  DRAM 17152 MB
  Memory utilization 12 percent
  CPU utilization:
    User 0 percent
    Background 0 percent
    Kernel 0 percent
    Interrupt 0 percent
    Idle 99 percent
  Model RE-S-1800x4
  Serial ID 9009094138
  Start time 2012-10-02 11:09:57 PDT
  Uptime 2 days, 15 hours, 44 minutes, 27 seconds
  Last reboot reason Router rebooted after a normal shutdown.
  Load averages: 1 minute 5 minute 15 minute
                  0.00 0.00 0.00

```

show chassis
routing-engine (T320
router)

```

user@host> show chassis routing-engine
Slot 0:
  Current state Master
  Election priority Master (default)
  Temperature 51 degrees C / 123 degrees F
  CPU temperature 55 degrees C / 131 degrees F
  DRAM 3584 MB
  Memory utilization 11 percent
  CPU utilization:
    User 0 percent
    Background 0 percent
    Kernel 2 percent
    Interrupt 0 percent
    Idle 97 percent
  Model RE-A-2000
  Serial ID 9009010618
  Start time 2012-10-10 01:24:05 PDT
  Uptime 5 days, 10 hours, 49 minutes, 23 seconds
  Last reboot reason 0x1:power cycle/failure
  Load averages: 1 minute 5 minute 15 minute
                  0.00 0.05 0.04

Routing Engine status:
Slot 1:
  Current state Backup

```

```

Election priority          Backup (default)
Temperature                45 degrees C / 113 degrees F
CPU temperature            48 degrees C / 118 degrees F
DRAM                      3584 MB
Memory utilization        9 percent
CPU utilization:
  User                    0 percent
  Background              0 percent
  Kernel                  0 percent
  Interrupt               0 percent
  Idle                    100 percent
Model                     RE-A-2000
Serial ID                 9009003642
Start time                2012-10-10 01:24:04 PDT
Uptime                    5 days, 10 hours, 49 minutes, 28 seconds
Last reboot reason        0x1:power cycle/failure

```

**show chassis
routing-engine (T640
router)**

user@host> show chassis routing-engine

Routing Engine status:

Slot 0:

```

Current state             Master
Election priority         Master (default)
Temperature               50 degrees C / 122 degrees F
CPU temperature           58 degrees C / 136 degrees F
DRAM                     3584 MB
Memory utilization        14 percent
CPU utilization:
  User                    1 percent
  Background              0 percent
  Kernel                  4 percent
  Interrupt               1 percent
  Idle                    95 percent
Model                     RE-A-2000
Serial ID                 1000686556
Start time                2012-10-10 01:24:02 PDT
Uptime                    5 days, 10 hours, 50 minutes, 27 seconds
Last reboot reason        0x1:power cycle/failure
Load averages:           1 minute   5 minute   15 minute
                        1.24       0.33       0.12

```

Routing Engine status:

Slot 1:

```

Current state             Backup
Election priority         Backup (default)
Temperature               44 degrees C / 111 degrees F
CPU temperature           49 degrees C / 120 degrees F
DRAM                     3584 MB
Memory utilization        12 percent
CPU utilization:
  User                    0 percent
  Background              0 percent
  Kernel                  0 percent
  Interrupt               1 percent
  Idle                    99 percent
Model                     RE-A-2000
Serial ID                 1000702739
Start time                2012-10-10 01:24:02 PDT
Uptime                    5 days, 10 hours, 50 minutes, 26 seconds
Last reboot reason        0x1:power cycle/failure

```

user@host> show chassis routing-engine

```
show chassis
routing-engine (T1600
router)
```

```
Routing Engine status:
Slot 0:
  Current state           Master
  Election priority       Master (default)
  Temperature             48 degrees C / 118 degrees F
  CPU temperature         58 degrees C / 136 degrees F
  DRAM                   3584 MB
  Memory utilization      13 percent
  CPU utilization:
    User                  0 percent
    Background            0 percent
    Kernel                3 percent
    Interrupt             1 percent
    Idle                  96 percent
  Model                   RE-A-2000
  Serial ID               1000704521
  Start time              2012-10-10 01:23:41 PDT
  Uptime                  5 days, 10 hours, 46 minutes, 56 seconds
  Last reboot reason      0x1:power cycle/failure
  Load averages:         1 minute   5 minute   15 minute
                        0.05       0.03       0.01

Routing Engine status:
Slot 1:
  Current state           Backup
  Election priority       Backup (default)
  Temperature             44 degrees C / 111 degrees F
  CPU temperature         48 degrees C / 118 degrees F
  DRAM                   3584 MB
  Memory utilization      12 percent
  CPU utilization:
    User                  0 percent
    Background            0 percent
    Kernel                0 percent
    Interrupt             0 percent
    Idle                  100 percent
  Model                   RE-A-2000
  Serial ID               9009006579
  Start time              2012-10-10 01:23:42 PDT
  Uptime                  5 days, 10 hours, 46 minutes, 54 seconds
  Last reboot reason      0x1:power cycle/failure
```

```
show chassis
routing-engine (T4000
router)
```

```
user@host> show chassis routing-engine
Routing Engine status:
Slot 0:
  Current state           Master
  Election priority       Master (default)
  Temperature             33 degrees C / 91 degrees F
  CPU temperature         50 degrees C / 122 degrees F
  DRAM                   8960 MB
  Memory utilization      18 percent
  CPU utilization:
    User                  0 percent
    Background            0 percent
    Kernel                4 percent
    Interrupt             1 percent
    Idle                  95 percent
  Model                   RE-DUO-1800
  Serial ID               P737F-002248
  Start time              2012-02-09 22:49:53 PST
  Uptime                  2 hours, 21 minutes, 35 seconds
  Last reboot reason      Router rebooted after a normal shutdown.
```

```

Load averages:          1 minute   5 minute  15 minute
                        0.00        0.04     0.00

Routing Engine status:
Slot 1:
  Current state          Backup
  Election priority      Backup (default)
  Temperature            32 degrees C / 89 degrees F
  CPU temperature        46 degrees C / 114 degrees F
  DRAM                   8960 MB
  Memory utilization     24 percent
  CPU utilization:
    User                 0 percent
    Background           0 percent
    Kernel               0 percent
    Interrupt            0 percent
    Idle                 99 percent
  Model                  RE-DUO-1800
  Serial ID              P737F-002653
  Start time             2012-02-08 20:12:51 PST
  Uptime                 1 day, 4 hours, 58 minutes, 28 seconds
  Last reboot reason     Router rebooted after a normal shutdown.

```

show chassis
routing-engine (TX
Matrix Router)

```

user@host> show chassis routing-engine
scc-re0:

```

```

-----
Routing Engine status:
Slot 0:
  Current state          Master
  Election priority      Master (default)
  Temperature            34 degrees C / 93 degrees F
  CPU temperature        33 degrees C / 91 degrees F
  DRAM                   2048 MB
  Memory utilization     12 percent
  CPU utilization:
    User                 0 percent
    Background           0 percent
    Kernel               2 percent
    Interrupt            0 percent
    Idle                 98 percent
  Model                  RE-4.0
  Serial ID              P11123900153
  Start time             2004-08-05 18:42:05 PDT
  Uptime                 9 days, 22 hours, 49 minutes, 50 seconds
  Last reboot reason     Router rebooted after a normal shutdown
  Load averages:        1 minute   5 minute  15 minute
                        0.00        0.08     0.07

```

```

lcc0-re0:

```

```

-----
Routing Engine status:
Slot 0:
  Current state          Master
  Election priority      Master (default)
  Temperature            33 degrees C / 91 degrees F
  CPU temperature        30 degrees C / 86 degrees F
  DRAM                   2048 MB
  Memory utilization     12 percent
  CPU utilization:
    User                 0 percent
    Background           0 percent
    Kernel               1 percent

```

```

Interrupt          0 percent
Idle               98 percent
Model              RE-3.0
Serial ID           210865700363
Start time          2004-08-05 18:42:05 PDT
Uptime              9 days, 22 hours, 48 minutes, 20 seconds
Last reboot reason  Router rebooted after a normal shutdown
Load averages:      1 minute   5 minute   15 minute
                    0.00       0.02       0.00

```

lcc2-re0:

Routing Engine status:

Slot 0:

```

Current state      Master
Election priority   Master (default)
Temperature         34 degrees C / 93 degrees F
CPU temperature     35 degrees C / 95 degrees F
DRAM                2048 MB
Memory utilization  12 percent
CPU utilization:
  User              0 percent
  Background        0 percent
  Kernel            2 percent
  Interrupt          0 percent
  Idle              98 percent
Model              RE-4.0
Serial ID           P11123900126
Start time          2004-08-05 18:42:05 PDT
Uptime              9 days, 22 hours, 49 minutes, 4 seconds
Last reboot reason  Router rebooted after a normal shutdown
Load averages:      1 minute   5 minute   15 minute
                    0.01       0.01       0.0

```

**show chassis
routing-engine lcc (TX
Matrix Router)**

user@host> show chassis routing-engine 0 lcc 0

lcc0-re0:

Routing Engine status:

Slot 0:

```

Current state      Master
Election priority   Master (default)
Temperature         33 degrees C / 91 degrees F
CPU temperature     30 degrees C / 86 degrees F
DRAM                2048 MB
Memory utilization  12 percent
CPU utilization:
  User              0 percent
  Background        0 percent
  Kernel            1 percent
  Interrupt          0 percent
  Idle              98 percent
Model              RE-3.0
Serial ID           210865700363
Start time          2004-08-05 18:42:05 PDT
Uptime              7 days, 22 hours, 49 minutes, 6 seconds
Last reboot reason  Router rebooted after a normal shutdown
Load averages:      1 minute   5 minute   15 minute
                    0.00       0.00       0.00

```

user@host> show chassis routing-engine bios

show chassis
routing-engine bios
(TX Matrix Router)

```
scc-re0:
-----
Routing Engine BIOS Version: V1.0.0
lcc0-re0:
-----
Routing Engine BIOS Version: V1.0.17
lcc2-re0:
-----
Routing Engine BIOS Version: V1.0.0
```

show chassis
routing-engine (TX
Matrix Plus Router)

```
user@host> show chassis routing-engine
sfc0-re0:
-----
Routing Engine status:
Slot 0:
  Current state           Master
  Election priority       Master (default)
  Temperature             27 degrees C / 80 degrees F
  CPU temperature         42 degrees C / 107 degrees F
  DRAM                    3327 MB
  Memory utilization      12 percent
  CPU utilization:
    User                  0 percent
    Background            0 percent
    Kernel                2 percent
    Interrupt             0 percent
    Idle                  98 percent
  Model                   RE-TXP-SFC
  Serial ID               737A-1024
  Start time              2009-05-11 17:39:49 PDT
  Uptime                  3 hours, 45 minutes, 25 seconds
  Last reboot reason      Router rebooted after a normal shutdown.
  Load averages:         1 minute   5 minute   15 minute
                           0.00       0.00       0.00

Routing Engine status:
Slot 1:
  Current state           Backup
  Election priority       Backup (default)
  Temperature             29 degrees C / 84 degrees F
  CPU temperature         43 degrees C / 109 degrees F
  DRAM                    3327 MB
  Memory utilization      11 percent
  CPU utilization:
    User                  0 percent
    Background            0 percent
    Kernel                0 percent
    Interrupt             0 percent
    Idle                  100 percent
  Model                   RE-TXP-SFC
  Serial ID               737A-1024
  Start time              2009-05-11 17:08:54 PDT
  Uptime                  4 hours, 16 minutes, 52 seconds
  Last reboot reason      0x1:power cycle/failure

lcc0-re0:
-----
Routing Engine status:
Slot 0:
  Current state           Master
  Election priority       Master (default)
  Temperature             30 degrees C / 86 degrees F
```

```

CPU temperature      43 degrees C / 109 degrees F
DRAM                3327 MB
Memory utilization   9 percent
CPU utilization:
  User              0 percent
  Background        0 percent
  Kernel            2 percent
  Interrupt          0 percent
  Idle              98 percent
Model               RE-TXP-LCC
Serial ID            737F-1024
Start time           2009-05-11 17:40:32 PDT
Uptime               3 hours, 44 minutes, 51 seconds
Last reboot reason   Router rebooted after a normal shutdown.
Load averages:       1 minute   5 minute   15 minute
                      0.00       0.00       0.00

```

Routing Engine status:

Slot 1:

```

Current state        Backup
Election priority     Backup (default)
Temperature           30 degrees C / 86 degrees F
CPU temperature       43 degrees C / 109 degrees F
DRAM                 3327 MB
Memory utilization    9 percent
CPU utilization:
  User              0 percent
  Background        0 percent
  Kernel            0 percent
  Interrupt          0 percent
  Idle              100 percent
Model               RE-TXP-LCC
Serial ID            737F-1024
Start time           2009-05-06 17:31:32 PDT
Uptime               5 days, 3 hours, 54 minutes, 19 seconds
Last reboot reason   Router rebooted after a normal shutdown.

```

**show chassis
routing-engine lcc (TX
Matrix Plus Router)**

```

user@host> show chassis routing-engine 0 lcc 0
1cc0-re0:

```

Routing Engine status:

Slot 0:

```

Current state        Master
Election priority     Master (default)
Temperature           30 degrees C / 86 degrees F
CPU temperature       43 degrees C / 109 degrees F
DRAM                 3327 MB
Memory utilization    9 percent
CPU utilization:
  User              0 percent
  Background        0 percent
  Kernel            2 percent
  Interrupt          0 percent
  Idle              98 percent
Model               RE-TXP-LCC
Serial ID            737F-1024
Start time           2009-05-11 17:40:32 PDT
Uptime               3 hours, 45 minutes, 26 seconds
Last reboot reason   Router rebooted after a normal shutdown.
Load averages:       1 minute   5 minute   15 minute
                      0.00       0.00       0.00

```

Routing Engine status:

```

Slot 1:
  Current state           Backup
  Election priority       Backup (default)
  Temperature             30 degrees C / 86 degrees F
  CPU temperature         43 degrees C / 109 degrees F
  DRAM                   3327 MB
  Memory utilization      9 percent
  CPU utilization:
    User                  0 percent
    Background            0 percent
    Kernel                0 percent
    Interrupt             0 percent
    Idle                  100 percent
  Model                  RE-TXP-LCC
  Serial ID              737F-1024
  Start time             2009-05-06 17:31:32 PDT
  Uptime                 5 days, 3 hours, 54 minutes, 59 seconds
  Last reboot reason     Router rebooted after a normal shutdown.

```

**show chassis
routing-engine bios
(TX Matrix Plus
Router)**

```
user@host> show chassis routing-engine bios
```

```
sfc0-re0:
```

```
-----
Routing Engine BIOS Version: V0.0.Z
```

```
lcc0-re0:
```

```
-----
Routing Engine BIOS Version: V0.0.N
```

**show chassis
routing-engine (QFX
Series)**

```
user@switch> show chassis routing-engine
```

```
Routing Engine status:
```

```
Slot 0:
```

```
Current state Master
```

```
Election priority Master (default)
```

```
DRAM 2820 MB
```

```
Memory utilization 49 percent
```

```
CPU utilization:
```

```
User 1 percent
```

```
Background 0 percent
```

```
Kernel 1 percent
```

```
Interrupt 0 percent
```

```
Idle 97 percent
```

```
Model QFX3500-48S4Q
```

```
Serial ID S/N ED3709
```

```
Uptime 3 days, 4 hours, 29 minutes, 42 seconds
```

```
Last reboot reason 0x200:chassis control reset
```

```
Load averages: 1 minute 5 minute 15 minute
```

```
0.37 0.26 0.19
```

**show chassis
routing-engine (PTX)**

```
user@switch> show chassis routing-engine
```

```
Routing Engine status:
```

```
Slot 0:
```

Series Packet
Transport Switch)

```

Current state           Master
Election priority       Master (default)
Temperature             60 degrees C / 140 degrees F
CPU temperature         76 degrees C / 168 degrees F
DRAM                   17152 MB
Memory utilization      11 percent
CPU utilization:
  User                  0 percent
  Background            0 percent
  Kernel                4 percent
  Interrupt             0 percent
  Idle                  95 percent
Model                   RE-DUO-2600
Serial ID               P737A-002231
Start time              2011-12-21 16:54:37 PST
Uptime                  25 minutes, 44 seconds
Last reboot reason      Router rebooted after a normal shutdown.
Load averages:          1 minute  5 minute  15 minute
                        0.01      0.02      0.06

Routing Engine status:
Slot 1:
  Current state         Backup
  Election priority     Backup (default)
  Temperature           50 degrees C / 122 degrees F
  CPU temperature       64 degrees C / 147 degrees F
  DRAM                  17152 MB
  Memory utilization    10 percent
  CPU utilization:
    User                0 percent
    Background          0 percent
    Kernel              0 percent
    Interrupt           0 percent
    Idle                99 percent
  Model                 RE-DUO-2600
  Serial ID             P737A-002438
  Start time            2011-12-21 16:52:26 PST
  Uptime                27 minutes, 49 seconds
  Last reboot reason    Router rebooted after a normal shutdown.

```

show chassis
routing-engine
(ACX2000 Universal
Access Router)

```

user@host> show chassis routing-engine
Routing Engine status:
  Temperature           53 degrees C / 127 degrees F
  DRAM                  1536 MB
  Memory utilization    25 percent
  CPU utilization:
    User                0 percent
    Background          0 percent
    Kernel              0 percent
    Interrupt           1 percent
    Idle                99 percent
  Model                 RE-ACX-2000
  Start time            2012-05-09 00:57:07 PDT
  Uptime                5 days, 3 hours, 16 minutes, 15 seconds
  Last reboot reason    Router rebooted after a normal shutdown.
  Load averages:       1 minute  5 minute  15 minute
                        0.00      0.03      0.05

```

show chassis
routing-engine

```

user@host> show chassis routing-engine
Routing Engine status:
  Temperature           36 degrees C / 96 degrees F

```

(ACX1000 Universal
Access Router)

```
DRAM                      768 MB
Memory utilization        50 percent
CPU utilization:
  User                    3 percent
  Background              0 percent
  Kernel                  6 percent
  Interrupt               0 percent
  Idle                    91 percent
Model                     RE-ACX-1000
Start time                2012-05-10 07:12:23 PDT
Uptime                   4 days, 10 hours, 46 minutes, 53 seconds
Last reboot reason       Router rebooted after a normal shutdown.
Load averages:           1 minute   5 minute  15 minute
                        0.00        0.00    0.00
```

show chassis sibs

Syntax	show chassis sibs
Syntax (TX Matrix Router)	show chassis sibs <lcc <i>number</i> scc>
Syntax (TX Matrix Plus Router)	show chassis sibs <lcc <i>number</i> sfc <i>number</i> >
Syntax (PTX Series Packet Transport Switches)	show chassis sibs <detail> <slot>
Release Information	<p>Command introduced before Junos OS Release 7.4.</p> <p>Command introduced in Junos OS Release 12.1 for the PTX Series Packet Transport Switches.</p> <p>sfc option introduced for the TX Matrix Plus router in Junos OS Release 9.6.</p> <p>detail and sib-slot options introduced for the PTX Packet Transport Switch in Junos OS Release 12.1</p>
Description	(M320,T Series routers, TX Matrix routers, TX Matrix Plus routers, and PTX Series switches only) Display Switch Interface Boards (SIBs) status information.
Options	<p>none—(TX Matrix routers and TX Matrix Plus routers only) On a TX Matrix router, display the SIB status for the TX Matrix router and its attached T640 routers. On a TX Matrix Plus router, display the SIB status for the TX Matrix Plus router and its attached routers.</p> <p>detail—(PTX Series) (Optional) Display detailed SIB status information.</p> <p>lcc <i>number</i>—(TX Matrix routers and TX Matrix Plus routers only) (Optional) On a TX Matrix router, display SIB status information for a specified T640 router (line-card chassis or LCC) that is connected to the TX Matrix router. On a TX Matrix Plus router, display SIB status information for a specified T1600 or T4000 router (LCC) that is connected to the TX Matrix Plus router.</p> <p>Replace <i>number</i> with the following values depending on the LCC configuration:</p> <ul style="list-style-type: none"> • 0 through 3, when T640 routers are connected to a TX Matrix router in a routing matrix. • 0 through 3, when T1600 routers are connected to a TX Matrix Plus router in a routing matrix. • 0 through 7, when T1600 routers are connected to a TX Matrix Plus router with 3D SIBs in a routing matrix. • 0, 2, 4, or 6, when T4000 routers are connected to a TX Matrix Plus router with 3D SIBs in a routing matrix.

scc—(TX Matrix routers only) (Optional) Display SIB status information for the TX Matrix router (switch-card chassis).

sfc *number*—(TX Matrix Plus routers only) (Optional) Display SIB status information for the TX Matrix Plus router (switch-fabric chassis or SFC). Replace *number* with 0.

slot—(PTX Series) (Optional) Display status information about the SIB in the specified slot only. The range of values is 0 through 8.

Required Privilege Level view

Related Documentation

- request chassis sib
- show chassis spmb sibs
- show chassis environment sib
- Monitoring the SIBs
- M320 SIB Description
- [Routing Matrix with a TX Matrix Plus Router Solutions Page](#)

List of Sample Output

[show chassis sibs \(T640 Router\) on page 283](#)
[show chassis sibs \(T4000 Router\) on page 283](#)
[show chassis sibs \(TX Matrix Router\) on page 283](#)
[show chassis sibs \(T1600 Router\) on page 283](#)
[show chassis sibs \(TX Matrix Plus Router\) on page 283](#)
[show chassis sibs \(TX Matrix Plus Router with 3D SIBs\) on page 285](#)
[show chassis sibs sfc \(TX Matrix Plus Router\) on page 286](#)
[show chassis sibs lcc \(TX Matrix Plus Router\) on page 287](#)
[show chassis sibs lcc \(TX Matrix Plus Router with 3D SIBs\) on page 288](#)
[show chassis sibs \(M320 Router\) on page 288](#)
[show chassis sibs \(PTX Series\) on page 288](#)
[show chassis sibs \(PTX Series\) on page 288](#)

Output Fields Table 13 on page 279 lists the output fields for the **show chassis sibs** command. Output fields are listed in the approximate order in which they appear.

Table 13: show chassis sibs Output Fields

Field Name	Field Description
Slot	SIB slot number.
Type	(TX Matrix Plus router only) SIB type.
Uptime	How long the SIB has been up and running.
State	SIB status: <ul style="list-style-type: none"> • Activating—SIB is coming online; this is a transitional state. • Deactivating—SIB is going offline; this is a transitional state.

Table 13: show chassis sibs Output Fields (*continued*)

Field Name	Field Description
	<ul style="list-style-type: none"> • Connected—SIBs on a T1600 router are connected and trained but are either not online or are spare, because the plane on the TX Matrix Plus router (or switch-fabric chassis) is still offline. • Disconnected—SIBs on all T640 routers on the TX Matrix router (switch-card chassis) are in the Disconnected state, because a SIB on the SCC has gone offline. Likewise, SIBs on all T1600 routers on the TX Matrix Plus router (or switch-fabric chassis) are in the Disconnected state, because a SIB on the SFC has gone offline. On the TX Matrix Plus router with 3D SIBs, the LCC SIB is also disconnected if the F13 SIB is online, but none of the cables are connected or trained. • Online—SIB is operational and running. • Offline—SIB is powered down. <p>NOTE: If a SIB transitions to the Offline state, the command displays an appropriate reason in the output. For instance, if the SIB is taken offline using the request chassis sib command, the show chassis sibs command displays --- Offlined by cli command --- in the output.</p> <ul style="list-style-type: none"> • Spare—SIB is redundant and will move to active state if one of the working SIBs fails to pass traffic. <p>NOTE: Spare does not apply to PTX Series Packet Transport Switches, as there are no spare SIBs.</p> <ul style="list-style-type: none"> • Empty—No SIB is present. • Fault—SIB is in an alarmed state in which the SIB's plane is not operational for one of the following reasons: <ul style="list-style-type: none"> • Onboard fabric ASIC is not operational. • Fiber-optic connector faults. • FPC connector faults. • SIB midplane connector faults. • Check—SIB is in an alarmed state due to link errors or destination errors. A SIB can transition to the Check state from the online or spare state. The Check state can be caused by the following reasons: <ul style="list-style-type: none"> • Unsupported FPC installed on a router. • SIB not inserted properly (such as bent pins). • Destination errors are detected on the SIB. In this case, the Packet Forwarding Engine stops using the SIB to send traffic to the affected destination Packet Forwarding Engine. When a Packet Forwarding Engine cannot be reached on that plane or SIB, a destination error is reported against that SIB. <p>NOTE: For SIBs in the Check state, the output displays some additional information:</p> <ul style="list-style-type: none"> • In Junos OS Release 9.6 and later, the Check state message shows the number of Packet Forwarding Engines in the plane having destination errors. For example, Check (10 destination errors) indicates 10 Packet Forwarding Engines cannot be reached on

Table 13: show chassis sibs Output Fields (*continued*)

Field Name	Field Description
	<p>that particular SIB. If there are no destination errors, and if the SIB transitions to the Check state because of link errors only, the Check state message shows Check (0 destination errors).</p> <ul style="list-style-type: none"> In Junos OS Release 9.5 and earlier, the Check state message shows Check (destination errors) if there are Packet Forwarding Engines with destination errors in this plane. However, it does not show the number of Packet Forwarding Engines having destination errors. If there are no destination errors and if the SIB transitions to the Check state because of link errors only, the Check state message shows Check (no destination errors). <p>If the SIB is in a Check state, because of destination errors, the CLI displays an additional line in the output, use "show chassis fabric fpcs" and "show chassis fabric sibs" for more details.</p> <ul style="list-style-type: none"> Link errors are detected on the channel between the SIB and a Packet Forwarding Engine. Link errors can be detected at initialization time or runtime: <ul style="list-style-type: none"> Link errors caused by a link training failure at initialization time—The Packet Forwarding Engine does not use the SIB to send traffic. The show chassis fabric fpcs command shows Plane disabled as status for this link. Link errors caused by CRC errors detected at runtime—The Packet Forwarding Engine continues to use the SIB to send traffic. The show chassis fabric fpcs command shows Link error as the status for this link. <p>NOTE: The Check state does not apply to PTX Series Packet Transport Switches.</p> <ul style="list-style-type: none"> SFC Error—If an F13 SIB on the TX Matrix Plus router (SFC) transitions to the Fault state (for instance, because of link errors), and then if an LCC SIB (connected to the F13 SIB) comes online, the LCC SIB transitions to the SFC Error state. This state indicates that the F13 SIB to which the LCC SIB is connected has errors. <p>NOTE: The Connected, Disconnected, and SFC Error states are only applicable to the SIBs on an LCC.</p> <ul style="list-style-type: none"> Invalid—The specific SIB slot is not valid for 4-LCC chassis configuration. See the <i>TX Matrix Plus Hardware Guide</i> for more information about the supported SIB slots. <p>NOTE: The Invalid state is applicable to TX Matrix Plus routers only.</p>
Fabric links	<p>Indicates status of fabric links on the SIB.</p> <ul style="list-style-type: none"> Active—All fabric links on SIB are active. Errors detected on the SIB's fabric links, if any, are reported in the Errors column. Unused—All fabric links on the SIB are not used for fabric traffic.
Errors	<p>Indicates if there is any error on the SIB.</p> <ul style="list-style-type: none"> None—No errors Link Errors—Fabric link errors were found on SIB RX link.

Table 13: show chassis sibs Output Fields (*continued*)

Field Name	Field Description
	<ul style="list-style-type: none">• Cell drops—Fabric cell drops were found on the SIB ASIC.• Link Errors, Cell drops—Both link errors and cell drops were detected on at least one of the SIB's fabric links.
Link Errors	indicate the number of links which are marked faulty because the errors on them have crossed threshold.
Cable Errors	Indicate the number of mandatory cables that are not connected, or in up state for that plane
Destination Errors	Indicate the number of destinations that are not reachable on this plane.

Sample Output

show chassis sibs (T640 Router)

```
user@host> show chassis sibs
Slot  State                      Uptime
0     Empty
1     Offline                    --- Offlined by cli command ---
2     Check (21 destination errors) 1 day, 1 hour, 32 minutes, 55 seconds
3     Check (0 destination errors)  1 day, 1 hour, 32 minutes, 45 seconds
4     Empty
```

use "show chassis fabric fpcs" and "show chassis fabric sibs" for more details

show chassis sibs (T4000 Router)

```
user@host> show chassis sibs
Slot  State                      Uptime
0     Spare
1     Online                    3 hours, 48 minutes, 38 seconds
2     Online                    3 hours, 48 minutes, 22 seconds
3     Online                    3 hours, 48 minutes, 5 seconds
4     Online                    3 hours, 47 minutes, 49 seconds
```

show chassis sibs (TX Matrix Router)

```
user@host> show chassis sibs
scc-re0:
-----
Slot  State                      Uptime
0     Empty
1     Empty
2     Offline                    --- Offlined by cli command ---
3     Offline
4     Online                    7 days, 21 hours, 50 minutes, 4 seconds
lcc0-re0:
-----
Slot  State                      Uptime
0     Offline                    --- Offlined by cli command ---
1     Empty
2     Check (21 destination errors) 1 day, 1 hour, 32 minutes, 55 seconds
3     Check (0 destination errors)  1 day, 1 hour, 32 minutes, 45 seconds
4     Empty
```

use "show chassis fabric fpcs" and "show chassis fabric sibs" for more details

show chassis sibs (T1600 Router)

```
user@host> show chassis sibs
Slot
Slot  State                      Uptime
0     Check (destination errors)  2 hours, 23 minutes, 2 seconds
1     Offline                    --- Offlined by cli command ---
2     Check (destination errors)  2 hours, 23 minutes, 3 seconds
3     Check (destination errors)  2 hours, 23 minutes, 3 seconds
4     Check (destination errors)  2 hours, 23 minutes, 3 seconds
```

use "show chassis fabric fpcs" and "show chassis fabric sibs" for more details

show chassis sibs (TX Matrix Plus Router)

```
user@host> show chassis sibs
sfc0-re0:
-----
Slot  State                      Type          Link errors  Destination errors  Uptime
```

0	Spare	SIB F13	NONE	NONE	
1	Empty		NONE	NONE	
2	Invalid		NONE	NONE	
3	Online	SIB F13	NONE	NONE	1 hour,
53 minutes, 19 seconds					
4	Empty		NONE	NONE	
5	Invalid		NONE	NONE	
6	Online	SIB F13	NONE	NONE	1 hour,
53 minutes, 8 seconds					
7	Empty		NONE	NONE	
8	Online	SIB F13	NONE	NONE	1 hour,
52 minutes, 57 seconds					
9	Empty		NONE	NONE	
10	Invalid		NONE	NONE	
11	Online	SIB F13	NONE	NONE	1 hour,
52 minutes, 46 seconds					
12	Empty		NONE	NONE	
13	Invalid		NONE	NONE	
14	Invalid		NONE	NONE	
15	Invalid		NONE	NONE	
0/0	Spare	SIB F2S	NONE	NONE	
0/2	Spare	SIB F2S	NONE	NONE	
0/4	Spare	SIB F2S	NONE	NONE	
0/6	Spare	SIB F2S	NONE	NONE	
1/0	Online	SIB F2S	NONE	NONE	1 hour,
53 minutes, 29 seconds					
1/2	Online	SIB F2S	NONE	NONE	1 hour,
53 minutes, 28 seconds					
1/4	Online	SIB F2S	NONE	NONE	1 hour,
53 minutes, 27 seconds					
1/6	Online	SIB F2S	NONE	NONE	1 hour,
53 minutes, 26 seconds					
2/0	Online	SIB F2S	NONE	NONE	1 hour,
53 minutes, 18 seconds					
2/2	Online	SIB F2S	NONE	NONE	1 hour,
53 minutes, 17 seconds					
2/4	Online	SIB F2S	NONE	NONE	1 hour,
53 minutes, 16 seconds					
2/6	Online	SIB F2S	NONE	NONE	1 hour,
53 minutes, 14 seconds					
3/0	Online	SIB F2S	NONE	NONE	1 hour,
53 minutes, 7 seconds					
3/2	Online	SIB F2S	NONE	NONE	1 hour,
53 minutes, 5 seconds					
3/4	Online	SIB F2S	NONE	NONE	1 hour,
53 minutes, 4 seconds					
3/6	Online	SIB F2S	NONE	NONE	1 hour,
53 minutes, 3 seconds					
4/0	Online	SIB F2S	NONE	NONE	1 hour,
52 minutes, 56 seconds					
4/2	Online	SIB F2S	NONE	NONE	1 hour,
52 minutes, 54 seconds					
4/4	Online	SIB F2S	NONE	NONE	1 hour,
52 minutes, 53 seconds					
4/6	Online	SIB F2S	NONE	NONE	1 hour,
52 minutes, 52 seconds					

lcc0-re0:

Slot	State	Link errors	Destination errors	Uptime
0	Spare	NONE	NONE	

```

1   Online                NONE                NONE                1 hour, 53 minutes, 31
seconds
2   Online                NONE                NONE                1 hour, 53 minutes, 27
seconds
3   Online                NONE                NONE                1 hour, 53 minutes, 23
seconds
4   Online                NONE                NONE                1 hour, 53 minutes, 19
seconds

```

show chassis sibs (TX
Matrix Plus Router with
3D SIBs)

```

user@host> show chassis sibs
sfc0-re0:

```

```

-----
Slot State          Type          Cable errors  Link errors  Destination
errors  Uptime
0   Online          SIB F13      6            NONE        NONE
    21 hours, 54 minutes, 28 seconds
1   Online          SIB F13      8            NONE        NONE
    21 hours, 54 minutes, 12 seconds
2   Invalid
3   Online          SIB F13      6            NONE        NONE
    21 hours, 57 minutes, 6 seconds
4   Online          SIB F13      8            1           NONE
    21 hours, 56 minutes, 49 seconds
5   Invalid
6   Online          SIB F13      6            NONE        NONE
    21 hours, 56 minutes, 25 seconds
7   Online          SIB F13      8            NONE        NONE
    21 hours, 56 minutes, 8 seconds
8   Online          SIB F13      6            NONE        NONE
    21 hours, 55 minutes, 43 seconds
9   Online          SIB F13      8            NONE        NONE
    21 hours, 55 minutes, 26 seconds
10  Invalid
11  Empty           NONE        NONE        NONE        NONE
12  Empty           NONE        NONE        NONE        NONE
13  Invalid         NONE        NONE        NONE        NONE
14  Invalid         NONE        NONE        NONE        NONE
15  Invalid         NONE        NONE        NONE        NONE
0/0 Online          SIB F2S      -n/a-        NONE        NONE
    21 hours, 55 minutes, 16 seconds
0/2 Online          SIB F2S      -n/a-        NONE        NONE
    21 hours, 54 minutes, 49 seconds
0/4 Online          SIB F2S      -n/a-        NONE        NONE
    21 hours, 54 minutes, 47 seconds
0/6 Online          SIB F2S      -n/a-        NONE        NONE
    21 hours, 54 minutes, 45 seconds
1/0 Online          SIB F2S      -n/a-        NONE        NONE
    21 hours, 57 minutes, 29 seconds
1/2 Online          SIB F2S      -n/a-        NONE        NONE
    21 hours, 57 minutes, 27 seconds
1/4 Online          SIB F2S      -n/a-        NONE        NONE
    21 hours, 57 minutes, 25 seconds
1/6 Online          SIB F2S      -n/a-        NONE        NONE
    21 hours, 57 minutes, 23 seconds
2/0 Online          SIB F2S      -n/a-        NONE        NONE
    21 hours, 56 minutes, 48 seconds
2/2 Online          SIB F2S      -n/a-        NONE        NONE
    21 hours, 56 minutes, 46 seconds
2/4 Online          SIB F2S      -n/a-        NONE        NONE
    21 hours, 56 minutes, 43 seconds
2/6 Online          SIB F2S      -n/a-        NONE        NONE

```

```

21 hours, 56 minutes, 41 seconds
3/0 Online SIB F2S -n/a- NONE NONE
21 hours, 56 minutes, 6 seconds
3/2 Online SIB F2S -n/a- NONE NONE
21 hours, 56 minutes, 4 seconds
3/4 Online SIB F2S -n/a- NONE NONE
21 hours, 56 minutes, 2 seconds
3/6 Online SIB F2S -n/a- NONE NONE
21 hours, 56 minutes
4/0 Online SIB F2S -n/a- NONE NONE
21 hours, 55 minutes, 24 seconds
4/2 Online SIB F2S -n/a- NONE NONE
21 hours, 55 minutes, 22 seconds
4/4 Online SIB F2S -n/a- NONE NONE
21 hours, 55 minutes, 20 seconds
4/6 Online SIB F2S -n/a- NONE NONE
21 hours, 55 minutes, 18 seconds

```

lcc0-re0:

```

-----
Slot State Cable errors Link errors Destination errors Uptime
0 Online 6 NONE NONE 21 hours,
47 minutes, 29 seconds
1 Online 6 NONE NONE 21 hours,
47 minutes, 50 seconds
2 Online 6 NONE NONE 21 hours,
47 minutes, 43 seconds
3 Online 6 NONE NONE 21 hours,
47 minutes, 36 seconds
4 Empty NONE NONE NONE
use "show chassis fabric fpcs" and "show chassis fabric sibs" for more details

```

lcc4-re0:

```

-----
Slot State Cable errors Link errors Destination errors Uptime
0 Online 6 NONE NONE 21 hours,
57 minutes, 1 second
1 Online 6 NONE NONE 21 hours,
57 minutes, 21 seconds
2 Online 6 NONE NONE 21 hours,
57 minutes, 14 seconds
3 Online 6 NONE NONE 21 hours,
57 minutes, 7 seconds
4 Empty NONE NONE NONE
use "show chassis fabric fpcs" and "show chassis fabric sibs" for more details

```

lcc7-re0:

```

-----
Slot State Cable errors Link errors Destination errors Uptime
0 Online 2 NONE NONE 21 hours,
56 minutes, 54 seconds
1 Online 2 NONE NONE 21 hours,
57 minutes, 21 seconds
2 Online 2 NONE NONE 21 hours,
57 minutes, 12 seconds
3 Online 2 NONE NONE 21 hours,
57 minutes, 3 seconds
4 Empty NONE NONE NONE
use "show chassis fabric fpcs" and "show chassis fabric sibs" for more details

```

user@host> show chassis sibs sfc 0

show chassis sibs sfc
(TX Matrix Plus
Router))

sfc0-re0:

Slot	State	Type	Link errors	Destination errors	Uptime
0	Spare	SIB F13	NONE	NONE	
1	Empty		NONE	NONE	
2	Invalid		NONE	NONE	
3	Online	SIB F13	NONE	NONE	12 hours, 6 minutes, 22 seconds
4	Empty		NONE	NONE	
5	Invalid		NONE	NONE	
6	Online	SIB F13	NONE	NONE	12 hours, 6 minutes, 11 seconds
7	Empty		NONE	NONE	
8	Online	SIB F13	NONE	NONE	12 hours, 6 minutes
9	Empty		NONE	NONE	
10	Invalid		NONE	NONE	
11	Online	SIB F13	NONE	NONE	12 hours, 5 minutes, 49 seconds
12	Empty		NONE	NONE	
13	Invalid		NONE	NONE	
14	Invalid		NONE	NONE	
15	Invalid		NONE	NONE	
0/0	Spare	SIB F2S	NONE	NONE	
0/2	Spare	SIB F2S	NONE	NONE	
0/4	Spare	SIB F2S	NONE	NONE	
0/6	Spare	SIB F2S	NONE	NONE	
1/0	Online	SIB F2S	NONE	NONE	12 hours, 6 minutes, 32 seconds
1/2	Online	SIB F2S	NONE	NONE	12 hours, 6 minutes, 31 seconds
1/4	Online	SIB F2S	NONE	NONE	12 hours, 6 minutes, 30 seconds
1/6	Online	SIB F2S	NONE	NONE	12 hours, 6 minutes, 29 seconds
2/0	Online	SIB F2S	NONE	NONE	12 hours, 6 minutes, 21 seconds
2/2	Online	SIB F2S	NONE	NONE	12 hours, 6 minutes, 20 seconds
2/4	Online	SIB F2S	NONE	NONE	12 hours, 6 minutes, 19 seconds
2/6	Online	SIB F2S	NONE	NONE	12 hours, 6 minutes, 17 seconds
3/0	Online	SIB F2S	NONE	NONE	12 hours, 6 minutes, 10 seconds
3/2	Online	SIB F2S	NONE	NONE	12 hours, 6 minutes, 9 seconds
3/4	Online	SIB F2S	NONE	NONE	12 hours, 6 minutes, 7 seconds
3/6	Online	SIB F2S	NONE	NONE	12 hours, 6 minutes, 6 seconds
4/0	Online	SIB F2S	NONE	NONE	12 hours, 5 minutes, 59 seconds
4/2	Online	SIB F2S	NONE	NONE	12 hours, 5 minutes, 57 seconds
4/4	Online	SIB F2S	NONE	NONE	12 hours, 5 minutes, 56 seconds
4/6	Online	SIB F2S	NONE	NONE	12 hours, 5 minutes, 55 seconds

user@host> show chassis sibs lcc 0

**show chassis sibs lcc
(TX Matrix Plus
Router)**

```
lcc0-re0:
-----
Slot  State                Link errors  Destination errors  Uptime
0      Online                NONE         NONE                20 hours, 14 minutes,
50 seconds
1      Fault                NONE         NONE
2      Online                NONE         NONE                20 hours, 15 minutes,
2 seconds
3      Online                NONE         NONE                20 hours, 14 minutes,
58 seconds
4      Online                NONE         NONE                20 hours, 14 minutes,
54 seconds
```

**show chassis sibs lcc
(TX Matrix Plus Router
with 3D SIBs)**

```
user@host> show chassis sibs lcc 0
lcc0-re0:
-----
Slot  State                Cable errors  Link errors  Destination errors  Uptime
0      Disconnected        NONE         NONE         NONE                17 hours,
2 minutes, 37 seconds
1      Online                NONE         NONE         NONE                17 hours,
3 minutes, 6 seconds
2      Online                NONE         NONE         NONE                17 hours,
2 minutes, 59 seconds
3      Online                NONE         NONE         NONE                17 hours,
2 minutes, 52 seconds
4      Online                NONE         NONE         NONE                17 hours,
2 minutes, 44 seconds
```

**show chassis sibs
(M320 Router)**

```
user@host> show chassis sibs

0      Online                1 hour, 18 minutes, 3 seconds
1      Offline              --- Offlined by cli command ---
2      Online                1 hour, 18 minutes, 18 seconds
3      Online                1 hour, 18 minutes, 3 seconds
```

**show chassis sibs
(PTX Series)**

```
user@host> show chassis sibs
Slot  State                Fabric links  Errors
0      Online                Active        None
1      Online                Active        Link Errors
2      Online                Active        None
3      Online                Active        Cell drops
4      Offline              Unused        None
5      Online                Active        None
6      Online                Active        None
7      Online                Active        None
8      Online                Active        None
```

**show chassis sibs
(PTX Series)**

```
user@host> show chassis sibs detail
Slot 4 information
State                Offline
Reason              Offlined by cli command
Fabric links         Unused
Errors               None
```


show route summary

Syntax	show route summary <logical-system (all <i>logical-system-name</i>)> <table <i>routing-table-name</i> >
Syntax (EX Series Switches)	show route summary
Release Information	Command introduced before Junos OS Release 7.4. Command introduced in Junos OS Release 9.0 for EX Series switches.
Description	<p>Display summary statistics about the entries in the routing table.</p> <p>CPU utilization might increase while the device learns routes. We recommend that you use the show route summary command after the device learns and enters the routes into the routing table. Depending on the size of your network, this might take several minutes. If you receive a “timeout communicating with routing daemon” error when using the show route summary command, wait several minutes before attempting to use the command again. This is not a critical system error, but you might experience a delay in using the command-line interface (CLI).</p>
Options	<p>none—Display summary statistics about the entries in the routing table.</p> <p>logical-system (all <i>logical-system-name</i>)—(Optional) Perform this operation on all logical systems or on a particular logical system.</p> <p>table <i>routing-table-name</i>—(Optional) Display summary statistics for all routing tables whose name begins with this string (for example, inet.0 and inet6.0 are both displayed when you run the show route summary table inet command). If you only want to display statistics for a specific routing table, make sure to enter the exact name of that routing table.</p>
Required Privilege Level	view
List of Sample Output	show route summary on page 291 show route summary table on page 291 show route summary table (with Route Limits Configured for the Routing Table) on page 292
Output Fields	Table 14 on page 289 lists the output fields for the show route summary command. Output fields are listed in the approximate order in which they appear.

Table 14: show route summary Output Fields

Field Name	Field Description
Router ID	Address of the local routing device.
<i>routing-table-name</i>	Name of the routing table (for example, inet.0).

Table 14: show route summary Output Fields (*continued*)

Field Name	Field Description
destinations	Number of destinations for which there are routes in the routing table.
routes	Number of routes in the routing table: <ul style="list-style-type: none"> • active—Number of routes that are active. • holddown—Number of routes that are in the hold-down state before being declared inactive. • hidden—Number of routes that are not used because of routing policy.
Limit/Threshold	Displays the configured route limits for the routing table set with the maximum-prefixes and the maximum-paths statements. If you do not configure route limits for the routing table, the show output does not display this information. <ul style="list-style-type: none"> • destinations—The first number represents the maximum number of route prefixes installed in the routing table. The second number represents the number of route prefixes that trigger a warning message. • routes—The first number represents the maximum number of routes. The second number represents the number of routes that trigger a warning message.
Direct	Routes on the directly connected network.
Local	Local routes.
<i>protocol-name</i>	Name of the protocol from which the route was learned. For example, OSPF , RSVP , and Static .

Sample Output

```

show route summary  user@host> show route summary
Autonomous system number: 69
Router ID: 10.255.71.52
Maximum-ECMP: 32
inet.0: 24 destinations, 25 routes (23 active, 0 holddown, 1 hidden)
Restart Complete
    Direct:    6 routes,    5 active
    Local:    4 routes,    4 active
    OSPF:     5 routes,    4 active
    Static:   7 routes,    7 active
    IGMP:     1 routes,    1 active
    PIM:      2 routes,    2 active

inet.3: 2 destinations, 2 routes (2 active, 0 holddown, 0 hidden)
Restart Complete
    RSVP:     2 routes,    2 active

iso.0: 1 destinations, 1 routes (1 active, 0 holddown, 0 hidden)
Restart Complete
    Direct:    1 routes,    1 active

mpls.0: 7 destinations, 7 routes (5 active, 0 holddown, 2 hidden)
Restart Complete
    MPLS:     3 routes,    3 active
    VPLS:     4 routes,    2 active

inet6.0: 5 destinations, 5 routes (5 active, 0 holddown, 0 hidden)
Restart Complete
    Direct:    2 routes,    2 active
    PIM:       2 routes,    2 active
    MLD:       1 routes,    1 active

green.l2vpn.0: 4 destinations, 4 routes (4 active, 0 holddown, 0 hidden)
Restart Complete
    BGP:       2 routes,    2 active
    L2VPN:     2 routes,    2 active

red.l2vpn.0: 3 destinations, 3 routes (3 active, 0 holddown, 0 hidden)
Restart Complete
    BGP:       2 routes,    2 active
    L2VPN:     1 routes,    1 active

bgp.l2vpn.0: 4 destinations, 4 routes (4 active, 0 holddown, 0 hidden)
Restart Complete
    BGP:       4 routes,    4 active

```

```

show route summary  user@host> show route summary table inet
table
Router ID: 192.168.0.1

```

```

inet.0: 32 destinations, 34 routes (31 active, 0 holddown, 1 hidden)
    Direct:    6 routes,    5 active
    Local:     9 routes,    9 active
    OSPF:      3 routes,    1 active
    Static:   13 routes,   13 active
    IGMP:      1 routes,    1 active
    PIM:       2 routes,    2 active

```

```
inet.1: 1 destinations, 1 routes (1 active, 0 holddown, 0 hidden)
      Multicast:      1 routes,      1 active

inet6.0: 3 destinations, 3 routes (3 active, 0 holddown, 0 hidden)
      Local:      1 routes,      1 active
      PIM:      2 routes,      2 active

inet6.1: 1 destinations, 1 routes (1 active, 0 holddown, 0 hidden)
      Multicast:      1 routes,      1 active
```

**show route summary
table (with Route
Limits Configured for
the Routing Table)**

```
user@host> show route summary table VPN-A.inet.0
Autonomous system number: 100
Router ID: 10.255.182.142

VPN-A.inet.0: 13 destinations, 14 routes (13 active, 0 holddown, 0 hidden)
Limit/Threshold: 2000/200 destinations 20/12 routes
      Direct:      2 routes,      2 active
      Local:      1 routes,      1 active
      OSPF:      4 routes,      3 active
      BGP:      4 routes,      4 active
      IGMP:      1 routes,      1 active
      PIM:      2 routes,      2 active
```

show system uptime

Syntax	show system uptime
Syntax (EX Series Switches)	show system uptime <all-members> <local> <member <i>member-id</i> >
Syntax (QFX Series)	show system uptime <director-group <i>name</i> > <infrastructure <i>name</i> > <interconnect-device <i>name</i> > <node-group <i>name</i> >
Syntax (TX Matrix Router)	show system uptime <all-chassis all-lcc lcc <i>number</i> scc>
Syntax (TX Matrix Plus Router)	show system uptime <detail> <all-chassis all-lcc lcc <i>number</i> sfc <i>number</i> >
Syntax (MX Series Router)	show system uptime <all-members> <invoke-on> <local> <member <i>member-id</i> >
Release Information	Command introduced before Junos OS Release 7.4. Command introduced in Junos OS Release 9.0 for EX Series switches. sfc option introduced for the TX Matrix Plus router in JUNOS Release 9.6. Command introduced in Junos OS Release 11.1 for the QFX Series.
Description	Display the current time and information about how long the router or switch, router or switch software, and routing protocols have been running.
Options	<p>none—Show time since the system rebooted and processes started.</p> <p>all-chassis—(TX Matrix routers and TX Matrix Plus routers only) (Optional) Show time since the system rebooted and processes started on all the routers in the chassis.</p> <p>all-lcc—(TX Matrix routers and TX Matrix Plus routers only) (Optional) On a TX Matrix router, show time since the system rebooted and processes started for all T640 routers (or line-card chassis) connected to the TX Matrix router. On a TX Matrix Plus router, show time since the system rebooted and processes started for all connected T1600 or T4000 LCCs.</p> <p>all-members—(EX4200 switches and MX Series routers only) (Optional) Show time since the system rebooted and processes started on all members of the Virtual Chassis configuration.</p>

director-group *name*—(QFabric systems only) (Optional) Show time since the system rebooted and processes started on the Director group.

infrastructure *name*—(QFabric systems only) (Optional) Show time since the system rebooted and processes started on the fabric control Routing Engine and fabric manager Routing Engine.

interconnect-device *name*—(QFabric systems only) (Optional) Show time since the system rebooted and processes started on the Interconnect device.

invoke-on—(MX Series routers only) (Optional) Display the time since the system rebooted and processes started on the master Routing Engine, backup Routing Engine, or both, on a router with two Routing Engines.

lcc *number*—(TX Matrix routers and TX Matrix Plus routers only) (Optional) On a TX Matrix router, show time since the system rebooted and processes started for a specific T640 router that is connected to the TX Matrix router. On a TX Matrix Plus router, show time since the system rebooted and processes started for a specific router that is connected to the TX Matrix Plus router.

Replace *number* with the following values depending on the LCC configuration:

- 0 through 3, when T640 routers are connected to a TX Matrix router in a routing matrix.
- 0 through 3, when T1600 routers are connected to a TX Matrix Plus router in a routing matrix.
- 0 through 7, when T1600 routers are connected to a TX Matrix Plus router with 3D SIBs in a routing matrix.
- 0, 2, 4, or 6, when T4000 routers are connected to a TX Matrix Plus router with 3D SIBs in a routing matrix.

local—(EX4200 switches and MX Series routers only) (Optional) Show time since the system rebooted and processes started on the local Virtual Chassis member.

member *member-id*—(EX4200 switches and MX Series routers only) (Optional) Show time since the system rebooted and processes started on the specified member of the Virtual Chassis configuration. For EX4200 switches, replace *member-id* with a value from 0 through 9. For an MX Series Virtual Chassis, replace *member-id* with a value of 0 or 1.

node-group *name*—(QFabric systems only) (Optional) Show time since the system rebooted and processes started on the Node group.

scc—(TX Matrix routers only) (Optional) Show time since the system rebooted and processes started for the TX Matrix router (or switch-card chassis).

sfc *number*—(TX Matrix Plus routers only) (Optional) Show time since the system rebooted and processes started for the TX Matrix Plus router. Replace *number* with 0.

Additional Information By default, when you issue the **show system uptime** command on the master Routing Engine of a TX Matrix router or a TX Matrix Plus router, the command is broadcast to all the master Routing Engines of the LCCs connected to it in the routing matrix. Likewise, if you issue the same command on the backup Routing Engine of a TX Matrix or a TX Matrix Plus router, the command is broadcast to all backup Routing Engines of the LCCs that are connected to it in the routing matrix.

Required Privilege Level view

Related Documentation

- Monitoring System Process Information
- Monitoring System Properties
- 10-Gigabit Ethernet LAN/WAN PIC with XFP (T640 Router)
- [Routing Matrix with a TX Matrix Plus Router Solutions Page](#)

List of Sample Output

[show system uptime on page 296](#)
[show system uptime all-lcc \(TX Matrix Router\) on page 296](#)
[show system uptime all-lcc \(TX Matrix Plus Router\) on page 296](#)
[show system uptime \(QFX Series\) on page 297](#)

Output Fields [Table 15 on page 295](#) describes the output fields for the **show system uptime** command. Output fields are listed in the approximate order in which they appear.

Table 15: show system uptime Output Fields

Field Name	Field Description
Current time	Current system time in UTC.
System booted	Date and time when the Routing Engine on the router or switch was last booted and how long it has been running.
Protocols started	Date and time when the routing protocols were last started and how long they have been running.
Last configured	Date and time when a configuration was last committed. Also shows the name of the user who issued the last commit command.
time and up	Current time, in the local time zone, and how long the router or switch has been operational.
users	Number of users logged in to the router or switch.
load averages	Load averages for the last 1 minute, 5 minutes, and 15 minutes.

Sample Output

show system uptime

```
user@host> show system uptime
Current time:      1998-10-13 19:45:47 UTC
System booted:     1998-10-12 20:51:41 UTC (22:54:06 ago)
Protocols started: 1998-10-13 19:33:45 UTC (00:12:02 ago)
Last configured:   1998-10-13 19:33:45 UTC (00:12:02 ago) by abc
12:45PM up 22:54, 2 users, load averages: 0.07, 0.02, 0.01
```

show system uptime all-lcc (TX Matrix Router)

```
user@host> show system uptime all-lcc
lcc0-re0:
-----
Current time: 2004-09-13 09:55:35 PDT
System booted: 2004-09-13 03:13:55 PDT (06:41:40 ago)
Last configured: 2004-09-13 03:17:48 PDT (06:37:47 ago) by root
9:55AM PDT up 6:42, 1 user, load averages: 0.02, 0.03, 0.00
lcc2-re0:
-----
Current time: 2004-09-13 09:55:35 PDT
System booted: 2004-09-12 03:23:43 PDT (1d 06:31 ago)
Last configured: 2004-09-13 03:05:36 PDT (06:49:59 ago) by root
9:55AM PDT up 1 day, 6:32, 1 user, load averages: 0.02, 0.01, 0.00
```

show system uptime all-lcc (TX Matrix Plus Router)

```
user@host> show system uptime all-lcc
sfc0-re0:
-----
Current time: 2009-05-25 00:24:30 PDT
System booted: 2009-05-24 06:39:33 PDT (17:44:57 ago)
Protocols started: 2009-05-24 06:40:30 PDT (17:44:00 ago)
Last configured: 2009-05-24 06:33:27 PDT (17:51:03 ago) by gregdo
12:24AM up 17:45, 2 users, load averages: 0.07, 0.05, 0.01

lcc0-re0:
-----
Current time: 2009-05-25 00:24:30 PDT
System booted: 2009-05-24 06:39:46 PDT (17:44:44 ago)
error: the routing subsystem is not running
Last configured: 2009-05-24 06:40:47 PDT (17:43:43 ago) by root
12:24AM up 17:45, 0 users, load averages: 0.00, 0.00, 0.00

lcc1-re0:
-----
Current time: 2009-05-25 00:24:30 PDT
System booted: 2009-05-24 06:39:38 PDT (17:44:52 ago)
error: the routing subsystem is not running
Last configured: 2009-05-24 06:40:18 PDT (17:44:12 ago) by root
12:24AM up 17:45, 0 users, load averages: 0.00, 0.00, 0.00

lcc2-re0:
-----
Current time: 2009-05-25 00:24:30 PDT
System booted: 2009-05-24 06:39:48 PDT (17:44:42 ago)
error: the routing subsystem is not running
Last configured: 2009-05-24 06:40:44 PDT (17:43:46 ago) by root
12:24AM up 17:45, 0 users, load averages: 0.00, 0.00, 0.00

lcc3-re0:
-----
```



```
Current time: 2009-05-25 00:24:30 PDT
System booted: 2009-05-24 06:39:44 PDT (17:44:46 ago)
error: the routing subsystem is not running
Last configured: 2009-05-24 06:40:08 PDT (17:44:22 ago) by root
12:24AM up 17:45, 0 users, load averages: 0.00, 0.00, 0.00
```

show system uptime (QFX Series)

```
user@switch> show system uptime
Current time: 2010-08-27 03:12:30 PDT
System booted: 2010-08-13 17:11:54 PDT (1w6d 10:00 ago)
Protocols started: 2010-08-13 17:13:56 PDT (1w6d 09:58 ago)
Last configured: 2010-08-26 05:54:00 PDT (21:18:30 ago) by regress
3:12AM up 13 days, 10:01, 3 users, load averages: 0.00, 0.00, 0.00
```

show version

Syntax	show version <brief detail>
Syntax (EX Series Switches)	show version <all-members> <brief detail> <local> <member <i>member-id</i> >
Syntax (TX Matrix Router)	show version <brief detail> <all-chassis all-lcc lcc <i>number</i> scc>
Syntax (TX Matrix Plus Router)	show version <all-chassis all-lcc lcc <i>number</i> sfc <i>number</i> > <brief detail>
Syntax (MX Series Router)	show version <brief detail> <all-members> <local> <member <i>member-id</i> >
Syntax (QFX Series)	show version <brief detail> <component <i>component-name</i> all>
Release Information	Command introduced before Junos OS Release 7.4. Command introduced in Junos OS Release 9.0 for EX Series switches. sfc option introduced for the TX Matrix Plus router in Junos OS Release 9.6. Command introduced in Junos OS Release 11.1 for the QFX Series.
Description	Display the hostname and version information about the software running on the router or switch.
Options	<p>none—Display standard information about the hostname and version of the software running on the router or switch.</p> <p>brief detail—(Optional) Display the specified level of output.</p> <p>all-members—(EX4200 switches and MX Series routers only) (Optional) Display standard information about the hostname and version of the software running on all members of the Virtual Chassis configuration.</p> <p>component all—(QFabric systems only) (Optional) Display the host name and version information about the software running on all the components on the QFabric system.</p> <p>component <i>component-name</i>—(QFabric systems only) (Optional) Display the host name and version information about the software running on a specific QFabric system component. Replace <i>component-name</i> with the name of the QFabric system</p>

component. The *component-name* can be the name of a diagnostics Routing Engine, Director group, fabric control Routing Engine, fabric manager Routing Engine, Interconnect device, or Node group.

local—(EX4200 switches and MX Series routers only) (Optional) Display standard information about the hostname and version of the software running on the local Virtual Chassis member.

member *member-id*—(EX4200 switches and MX Series routers only) (Optional) Display standard information about the hostname and version of the software running on the specified member of the Virtual Chassis configuration. For EX4200 switches, replace *member-id* with a value from 0 through 9. For an MX Series Virtual Chassis, replace *member-id* with a value of 0 or 1.

scc—(TX Matrix routers only) (Optional) Display the hostname and version information about the software running on the TX Matrix router (or switch-card chassis).

lcc *number*—(TX Matrix routers and TX Matrix Plus routers only) (Optional) On a TX Matrix router, display the host name and version information about the software running on for a specified T640 router (line-card chassis or LCC) that is connected to the TX Matrix router. On a TX Matrix Plus router, display the host name and version information about the software running for a specified T1600 or T4000 router (LCC) that is connected to the TX Matrix Plus router.

Replace *number* with the following values depending on the LCC configuration:

- 0 through 3, when T640 routers are connected to a TX Matrix router in a routing matrix.
- 0 through 3, when T1600 routers are connected to a TX Matrix Plus router in a routing matrix.
- 0 through 7, when T1600 routers are connected to a TX Matrix Plus router with 3D SIBs in a routing matrix.
- 0, 2, 4, or 6, when T4000 routers are connected to a TX Matrix Plus router with 3D SIBs in a routing matrix.

sfc *number*—(TX Matrix Plus routers only) (Optional) Display the hostname and version information about the software running on the TX Matrix Plus router (or switch-fabric chassis). Replace *number* with 0.

Additional Information By default, when you issue the **show version** command on a TX Matrix or TX Matrix Plus master Routing Engine, the command is broadcast to all the T640 (in a routing matrix based on a TX Matrix router) or T1600 or T4000 (in a routing matrix based on a TX Matrix Plus router) master Routing Engines connected to it. Likewise, if you issue the same command on the TX Matrix or TX Matrix Plus backup Routing Engine, the command is broadcast to all the T640 (in a routing matrix based on a TX Matrix router) or T1600 or T4000 (in a routing matrix based on a TX Matrix Plus router) backup Routing Engines that are connected to it.

Required Privilege Level view

List of Sample Output [show version on page 301](#)
[show version \(TX Matrix Plus Router\) on page 302](#)
[show version \(TX Matrix Plus Router with 3D SIBs\) on page 304](#)
[show version \(MX Series Router\) on page 308](#)
[show version \(QFX3500 Switch\) on page 308](#)
[show version \(QFabric System\) on page 308](#)
[show version component all \(QFabric System\) on page 308](#)

Sample Output

show version

```
user@host> show version
Hostname: router1
Model: m20
JUNOS Base OS boot [7.2-20050312.0]
JUNOS Base OS Software Suite [7.2-20050312.0]
JUNOS Kernel Software Suite [7.2R1.7]
JUNOS Packet Forwarding Engine Support (M20/M40) [7.2R1.7]
JUNOS Routing Software Suite [7.2R1.7]
JUNOS Online Documentation [7.2R1.7]
JUNOS Crypto Software Suite [7.2R1.7]

{master}

user@host> show version psd 1
psd1-re0:
-----
Hostname: china
Model: t640
JUNOS Base OS boot [9.1I20080311_1959_builder]
JUNOS Base OS Software Suite [9.1-20080321.0]
JUNOS Kernel Software Suite [9.1-20080321.0]
JUNOS Crypto Software Suite [9.1-20080321.0]
JUNOS Packet Forwarding Engine Support (M/T Common) [9.1-20080321.0]
JUNOS Packet Forwarding Engine Support (T-series) [9.1-20080321.0]
JUNOS Online Documentation [9.1-20080321.0]
JUNOS Routing Software Suite [9.1-20080321.0]
labpkg [7.0]
```

**show version (TX
Matrix Plus Router)**

```
user@host> show version
sfc0-re0:
```

```
-----
Hostname: host
Model: txp
JUNOS Base OS boot [12.3-20121019.0]
JUNOS Base OS Software Suite [12.3-20121019.0]
JUNOS Kernel Software Suite [12.3-20121019.0]
JUNOS Crypto Software Suite [12.3-20121019.0]
JUNOS Packet Forwarding Engine Support (M/T Common) [12.3-20121019.0]
JUNOS Packet Forwarding Engine Support (T-Series) [12.3-20121019.0]
JUNOS Online Documentation [12.3-20121019.0]
JUNOS Services ACL Container package [12.3-20121019.0]
JUNOS Services Application Level Gateways [12.3-20121019.0]
JUNOS AppId Services [12.3-20121019.0]
JUNOS Border Gateway Function package [12.3-20121019.0]
JUNOS Services Captive Portal and Content Delivery Container package
[12.3-20121019.0]
JUNOS Services HTTP Content Management package [12.3-20121019.0]
JUNOS IDP Services [12.3-20121019.0]
JUNOS Services LL-PDF Container package [12.3-20121019.0]
JUNOS Services NAT [12.3-20121019.0]
JUNOS Services PTSP Container package [12.3-20121019.0]
JUNOS Services RPM [12.3-20121019.0]
JUNOS Services Stateful Firewall [12.3-20121019.0]
JUNOS Voice Services Container package [12.3-20121019.0]
JUNOS Services Example Container package [12.3-20121019.0]
JUNOS Services Crypto [12.3-20121019.0]
JUNOS Services SSL [12.3-20121019.0]
JUNOS Services IPSec [12.3-20121019.0]
JUNOS Runtime Software Suite [12.3-20121019.0]
JUNOS Routing Software Suite [12.3-20121019.0]
```

```
lcc0-re0:
```

```
-----
Hostname: host1
Model: t1600
JUNOS Base OS boot [12.3-20121019.0]
JUNOS Base OS Software Suite [12.3-20121019.0]
JUNOS Kernel Software Suite [12.3-20121019.0]
JUNOS Crypto Software Suite [12.3-20121019.0]
JUNOS Packet Forwarding Engine Support (M/T Common) [12.3-20121019.0]
JUNOS Packet Forwarding Engine Support (T-Series) [12.3-20121019.0]
JUNOS Online Documentation [12.3-20121019.0]
JUNOS Services ACL Container package [12.3-20121019.0]
JUNOS Services Application Level Gateways [12.3-20121019.0]
JUNOS AppId Services [12.3-20121019.0]
JUNOS Border Gateway Function package [12.3-20121019.0]
JUNOS Services Captive Portal and Content Delivery Container package
[12.3-20121019.0]
JUNOS Services HTTP Content Management package [12.3-20121019.0]
JUNOS IDP Services [12.3-20121019.0]
JUNOS Services LL-PDF Container package [12.3-20121019.0]
JUNOS Services NAT [12.3-20121019.0]
JUNOS Services PTSP Container package [12.3-20121019.0]
JUNOS Services RPM [12.3-20121019.0]
JUNOS Services Stateful Firewall [12.3-20121019.0]
JUNOS Voice Services Container package [12.3-20121019.0]
JUNOS Services Example Container package [12.3-20121019.0]
JUNOS Services Crypto [12.3-20121019.0]
JUNOS Services SSL [12.3-20121019.0]
```

```
JUNOS Services IPSec [12.3-20121019.0]
JUNOS Runtime Software Suite [12.3-20121019.0]
JUNOS Routing Software Suite [12.3-20121019.0]
```

```
lcc1-re0:
```

```
-----
Hostname: host2
Model: t1600
JUNOS Base OS boot [12.3-20121019.0]
JUNOS Base OS Software Suite [12.3-20121019.0]
JUNOS Kernel Software Suite [12.3-20121019.0]
JUNOS Crypto Software Suite [12.3-20121019.0]
JUNOS Packet Forwarding Engine Support (M/T Common) [12.3-20121019.0]
JUNOS Packet Forwarding Engine Support (T-Series) [12.3-20121019.0]
JUNOS Online Documentation [12.3-20121019.0]
JUNOS Services AACL Container package [12.3-20121019.0]
JUNOS Services Application Level Gateways [12.3-20121019.0]
JUNOS AppId Services [12.3-20121019.0]
JUNOS Border Gateway Function package [12.3-20121019.0]
JUNOS Services Captive Portal and Content Delivery Container package
[12.3-20121019.0]
JUNOS Services HTTP Content Management package [12.3-20121019.0]
JUNOS IDP Services [12.3-20121019.0]
JUNOS Services LL-PDF Container package [12.3-20121019.0]
JUNOS Services NAT [12.3-20121019.0]
JUNOS Services PTSP Container package [12.3-20121019.0]
JUNOS Services RPM [12.3-20121019.0]
JUNOS Services Stateful Firewall [12.3-20121019.0]
JUNOS Voice Services Container package [12.3-20121019.0]
JUNOS Services Example Container package [12.3-20121019.0]
JUNOS Services Crypto [12.3-20121019.0]
JUNOS Services SSL [12.3-20121019.0]
JUNOS Services IPSec [12.3-20121019.0]
JUNOS Runtime Software Suite [12.3-20121019.0]
JUNOS Routing Software Suite [12.3-20121019.0]
```

```
lcc2-re0:
```

```
-----
Hostname: host3
Model: t1600
JUNOS Base OS boot [12.3-20121019.0]
JUNOS Base OS Software Suite [12.3-20121019.0]
JUNOS Kernel Software Suite [12.3-20121019.0]
JUNOS Crypto Software Suite [12.3-20121019.0]
JUNOS Packet Forwarding Engine Support (M/T Common) [12.3-20121019.0]
JUNOS Packet Forwarding Engine Support (T-Series) [12.3-20121019.0]
JUNOS Online Documentation [12.3-20121019.0]
JUNOS Services AACL Container package [12.3-20121019.0]
JUNOS Services Application Level Gateways [12.3-20121019.0]
JUNOS AppId Services [12.3-20121019.0]
JUNOS Border Gateway Function package [12.3-20121019.0]
JUNOS Services Captive Portal and Content Delivery Container package
[12.3-20121019.0]
JUNOS Services HTTP Content Management package [12.3-20121019.0]
JUNOS IDP Services [12.3-20121019.0]
JUNOS Services LL-PDF Container package [12.3-20121019.0]
JUNOS Services NAT [12.3-20121019.0]
JUNOS Services PTSP Container package [12.3-20121019.0]
JUNOS Services RPM [12.3-20121019.0]
JUNOS Services Stateful Firewall [12.3-20121019.0]
JUNOS Voice Services Container package [12.3-20121019.0]
```

```
JUNOS Services Example Container package [12.3-20121019.0]
JUNOS Services Crypto [12.3-20121019.0]
JUNOS Services SSL [12.3-20121019.0]
JUNOS Services IPSec [12.3-20121019.0]
JUNOS Runtime Software Suite [12.3-20121019.0]
JUNOS Routing Software Suite [12.3-20121019.0]
```

```
lcc3-re0:
```

```
-----
Hostname: host4
Model: t1600
JUNOS Base OS boot [12.3-20121019.0]
JUNOS Base OS Software Suite [12.3-20121019.0]
JUNOS Kernel Software Suite [12.3-20121019.0]
JUNOS Crypto Software Suite [12.3-20121019.0]
JUNOS Packet Forwarding Engine Support (M/T Common) [12.3-20121019.0]
JUNOS Packet Forwarding Engine Support (T-Series) [12.3-20121019.0]
JUNOS Online Documentation [12.3-20121019.0]
JUNOS Services ACL Container package [12.3-20121019.0]
JUNOS Services Application Level Gateways [12.3-20121019.0]
JUNOS AppId Services [12.3-20121019.0]
JUNOS Border Gateway Function package [12.3-20121019.0]
JUNOS Services Captive Portal and Content Delivery Container package
[12.3-20121019.0]
JUNOS Services HTTP Content Management package [12.3-20121019.0]
JUNOS IDP Services [12.3-20121019.0]
JUNOS Services LL-PDF Container package [12.3-20121019.0]
JUNOS Services NAT [12.3-20121019.0]
JUNOS Services PTSP Container package [12.3-20121019.0]
JUNOS Services RPM [12.3-20121019.0]
JUNOS Services Stateful Firewall [12.3-20121019.0]
JUNOS Voice Services Container package [12.3-20121019.0]
JUNOS Services Example Container package [12.3-20121019.0]
JUNOS Services Crypto [12.3-20121019.0]
JUNOS Services SSL [12.3-20121019.0]
JUNOS Services IPSec [12.3-20121019.0]
JUNOS Runtime Software Suite [12.3-20121019.0]
JUNOS Routing Software Suite [12.3-20121019.0]
```

**show version (TX
Matrix Plus Router with
3D SIBs)**

```
user@host>show version
sfc0-re0:
```

```
-----
Hostname: sfc0
Model: txp
JUNOS Base OS boot [13.1-20130306.0]
JUNOS Base OS Software Suite [13.1-20130306.0]
JUNOS Kernel Software Suite [13.1-20130306.0]
JUNOS Crypto Software Suite [13.1-20130306.0]
JUNOS Packet Forwarding Engine Support (M/T Common) [13.1-20130306.0]
JUNOS Packet Forwarding Engine Support (T-Series) [13.1-20130306.0]
JUNOS Online Documentation [13.1-20130306.0]
JUNOS Services ACL Container package [13.1-20130306.0]
JUNOS Services Application Level Gateways [13.1-20130306.0]
JUNOS AppId Services [13.1-20130306.0]
JUNOS Border Gateway Function package [13.1-20130306.0]
JUNOS Services Captive Portal and Content Delivery Container package
[13.1-20130306.0]
JUNOS Services HTTP Content Management package [13.1-20130306.0]
JUNOS IDP Services [13.1-20130306.0]
JUNOS Services Jflow Container package [13.1-20130306.0]
JUNOS Services LL-PDF Container package [13.1-20130306.0]
```



```

JUNOS Services MobileNext Software package [13.1-20130306.0]
JUNOS Services Mobile Subscriber Service Container package [13.1-20130306.0]
JUNOS Services NAT [13.1-20130306.0]
JUNOS Services PTSP Container package [13.1-20130306.0]
JUNOS Services RPM [13.1-20130306.0]
JUNOS Services Stateful Firewall [13.1-20130306.0]
JUNOS Voice Services Container package [13.1-20130306.0]
JUNOS Services Example Container package [13.1-20130306.0]
JUNOS Services Crypto [13.1-20130306.0]
JUNOS Services SSL [13.1-20130306.0]
JUNOS Services IPSec [13.1-20130306.0]
JUNOS Runtime Software Suite [13.1-20130306.0]
JUNOS Routing Software Suite [13.1-20130306.0]

```

```

tcc0-re0:
-----

```

```

Hostname: tcc0
Model: t4000
JUNOS Base OS boot [13.1-20130306.0]
JUNOS Base OS Software Suite [13.1-20130306.0]
JUNOS Kernel Software Suite [13.1-20130306.0]
JUNOS Crypto Software Suite [13.1-20130306.0]
JUNOS Packet Forwarding Engine Support (M/T Common) [13.1-20130306.0]
JUNOS Packet Forwarding Engine Support (T-Series) [13.1-20130306.0]
JUNOS Online Documentation [13.1-20130306.0]
JUNOS Services AACL Container package [13.1-20130306.0]
JUNOS Services Application Level Gateways [13.1-20130306.0]
JUNOS AppId Services [13.1-20130306.0]
JUNOS Border Gateway Function package [13.1-20130306.0]
JUNOS Services Captive Portal and Content Delivery Container package
[13.1-20130306.0]
JUNOS Services HTTP Content Management package [13.1-20130306.0]
JUNOS IDP Services [13.1-20130306.0]
JUNOS Services Jflow Container package [13.1-20130306.0]
JUNOS Services LL-PDF Container package [13.1-20130306.0]
JUNOS Services MobileNext Software package [13.1-20130306.0]
JUNOS Services Mobile Subscriber Service Container package [13.1-20130306.0]
JUNOS Services NAT [13.1-20130306.0]
JUNOS Services PTSP Container package [13.1-20130306.0]
JUNOS Services RPM [13.1-20130306.0]
JUNOS Services Stateful Firewall [13.1-20130306.0]
JUNOS Voice Services Container package [13.1-20130306.0]
JUNOS Services Example Container package [13.1-20130306.0]
JUNOS Services Crypto [13.1-20130306.0]
JUNOS Services SSL [13.1-20130306.0]
JUNOS Services IPSec [13.1-20130306.0]
JUNOS Runtime Software Suite [13.1-20130306.0]
JUNOS Routing Software Suite [13.1-20130306.0]

```

```

tcc2-re0:
-----

```

```

Hostname: tcc2
Model: t4000
JUNOS Base OS boot [13.1-20130306.0]
JUNOS Base OS Software Suite [13.1-20130306.0]
JUNOS Kernel Software Suite [13.1-20130306.0]
JUNOS Crypto Software Suite [13.1-20130306.0]
JUNOS Packet Forwarding Engine Support (M/T Common) [13.1-20130306.0]
JUNOS Packet Forwarding Engine Support (T-Series) [13.1-20130306.0]
JUNOS Online Documentation [13.1-20130306.0]
JUNOS Services AACL Container package [13.1-20130306.0]

```

JUNOS Services Application Level Gateways [13.1-20130306.0]
JUNOS AppId Services [13.1-20130306.0]
JUNOS Border Gateway Function package [13.1-20130306.0]
JUNOS Services Captive Portal and Content Delivery Container package [13.1-20130306.0]
JUNOS Services HTTP Content Management package [13.1-20130306.0]
JUNOS IDP Services [13.1-20130306.0]
JUNOS Services Jflow Container package [13.1-20130306.0]
JUNOS Services LL-PDF Container package [13.1-20130306.0]
JUNOS Services MobileNext Software package [13.1-20130306.0]
JUNOS Services Mobile Subscriber Service Container package [13.1-20130306.0]
JUNOS Services NAT [13.1-20130306.0]
JUNOS Services PTSP Container package [13.1-20130306.0]
JUNOS Services RPM [13.1-20130306.0]
JUNOS Services Stateful Firewall [13.1-20130306.0]
JUNOS Voice Services Container package [13.1-20130306.0]
JUNOS Services Example Container package [13.1-20130306.0]
JUNOS Services Crypto [13.1-20130306.0]
JUNOS Services SSL [13.1-20130306.0]
JUNOS Services IPSec [13.1-20130306.0]
JUNOS Runtime Software Suite [13.1-20130306.0]
JUNOS Routing Software Suite [13.1-20130306.0]

lcc4-re0:

Hostname: lcc4
Model: t4000
JUNOS Base OS boot [13.1-20130306.0]
JUNOS Base OS Software Suite [13.1-20130306.0]
JUNOS Kernel Software Suite [13.1-20130306.0]
JUNOS Crypto Software Suite [13.1-20130306.0]
JUNOS Packet Forwarding Engine Support (M/T Common) [13.1-20130306.0]
JUNOS Packet Forwarding Engine Support (T-Series) [13.1-20130306.0]
JUNOS Online Documentation [13.1-20130306.0]
JUNOS Services ACL Container package [13.1-20130306.0]
JUNOS Services Application Level Gateways [13.1-20130306.0]
JUNOS AppId Services [13.1-20130306.0]
JUNOS Border Gateway Function package [13.1-20130306.0]
JUNOS Services Captive Portal and Content Delivery Container package [13.1-20130306.0]
JUNOS Services HTTP Content Management package [13.1-20130306.0]
JUNOS IDP Services [13.1-20130306.0]
JUNOS Services Jflow Container package [13.1-20130306.0]
JUNOS Services LL-PDF Container package [13.1-20130306.0]
JUNOS Services MobileNext Software package [13.1-20130306.0]
JUNOS Services Mobile Subscriber Service Container package [13.1-20130306.0]
JUNOS Services NAT [13.1-20130306.0]
JUNOS Services PTSP Container package [13.1-20130306.0]
JUNOS Services RPM [13.1-20130306.0]
JUNOS Services Stateful Firewall [13.1-20130306.0]
JUNOS Voice Services Container package [13.1-20130306.0]
JUNOS Services Example Container package [13.1-20130306.0]
JUNOS Services Crypto [13.1-20130306.0]
JUNOS Services SSL [13.1-20130306.0]
JUNOS Services IPSec [13.1-20130306.0]
JUNOS Runtime Software Suite [13.1-20130306.0]
JUNOS Routing Software Suite [13.1-20130306.0]

lcc6-re0:

```

Hostname: tcc6
Model: t1600
JUNOS Base OS boot [13.1-20130306.0]
JUNOS Base OS Software Suite [13.1-20130306.0]
JUNOS Kernel Software Suite [13.1-20130306.0]
JUNOS Crypto Software Suite [13.1-20130306.0]
JUNOS Packet Forwarding Engine Support (M/T Common) [13.1-20130306.0]
JUNOS Packet Forwarding Engine Support (T-Series) [13.1-20130306.0]
JUNOS Online Documentation [13.1-20130306.0]
JUNOS Services ACL Container package [13.1-20130306.0]
JUNOS Services Application Level Gateways [13.1-20130306.0]
JUNOS AppId Services [13.1-20130306.0]
JUNOS Border Gateway Function package [13.1-20130306.0]
JUNOS Services Captive Portal and Content Delivery Container package
[13.1-20130306.0]
JUNOS Services HTTP Content Management package [13.1-20130306.0]
JUNOS IDP Services [13.1-20130306.0]
JUNOS Services Jflow Container package [13.1-20130306.0]
JUNOS Services LL-PDF Container package [13.1-20130306.0]
JUNOS Services MobileNext Software package [13.1-20130306.0]
JUNOS Services Mobile Subscriber Service Container package [13.1-20130306.0]
JUNOS Services NAT [13.1-20130306.0]
JUNOS Services PTSP Container package [13.1-20130306.0]
JUNOS Services RPM [13.1-20130306.0]
JUNOS Services Stateful Firewall [13.1-20130306.0]
JUNOS Voice Services Container package [13.1-20130306.0]
JUNOS Services Example Container package [13.1-20130306.0]
JUNOS Services Crypto [13.1-20130306.0]
JUNOS Services SSL [13.1-20130306.0]
JUNOS Services IPSec [13.1-20130306.0]
JUNOS Runtime Software Suite [13.1-20130306.0]
JUNOS Routing Software Suite [13.1-20130306.0]

```

```

tcc7-re0:
-----

```

```

Hostname: tcc7
Model: t1600
JUNOS Base OS boot [13.1-20130306.0]
JUNOS Base OS Software Suite [13.1-20130306.0]
JUNOS Kernel Software Suite [13.1-20130306.0]
JUNOS Crypto Software Suite [13.1-20130306.0]
JUNOS Packet Forwarding Engine Support (M/T Common) [13.1-20130306.0]
JUNOS Packet Forwarding Engine Support (T-Series) [13.1-20130306.0]
JUNOS Online Documentation [13.1-20130306.0]
JUNOS Services ACL Container package [13.1-20130306.0]
JUNOS Services Application Level Gateways [13.1-20130306.0]
JUNOS AppId Services [13.1-20130306.0]
JUNOS Border Gateway Function package [13.1-20130306.0]
JUNOS Services Captive Portal and Content Delivery Container package
[13.1-20130306.0]
JUNOS Services HTTP Content Management package [13.1-20130306.0]
JUNOS IDP Services [13.1-20130306.0]
JUNOS Services Jflow Container package [13.1-20130306.0]
JUNOS Services LL-PDF Container package [13.1-20130306.0]
JUNOS Services MobileNext Software package [13.1-20130306.0]
JUNOS Services Mobile Subscriber Service Container package [13.1-20130306.0]
JUNOS Services NAT [13.1-20130306.0]
JUNOS Services PTSP Container package [13.1-20130306.0]
JUNOS Services RPM [13.1-20130306.0]
JUNOS Services Stateful Firewall [13.1-20130306.0]

```

```
JUNOS Voice Services Container package [13.1-20130306.0]
JUNOS Services Example Container package [13.1-20130306.0]
JUNOS Services Crypto [13.1-20130306.0]
JUNOS Services SSL [13.1-20130306.0]
JUNOS Services IPSec [13.1-20130306.0]
JUNOS Runtime Software Suite [13.1-20130306.0]
JUNOS Routing Software Suite [13.1-20130306.0]
```

show version (MX Series Router)

```
user@host5> show version
Hostname: host5
Model: mx80
JUNOS Base OS boot [11.3-20110717.0]
JUNOS Base OS Software Suite [11.3-20110717.0]
JUNOS Kernel Software Suite [11.3-20110717.0]
JUNOS Crypto Software Suite [11.3-20110717.0]
JUNOS Packet Forwarding Engine Support (MX80) [11.3-20110717.0]
JUNOS Online Documentation [11.3-20110717.0]
JUNOS Routing Software Suite [11.3-20110717.0]
```

show version (QFX3500 Switch)

```
user@switch> show version
Hostname: switch
Model: qfx_s3500
JUNOS Base OS boot [11.1R1]
JUNOS Base OS Software Suite [11.1R1]
JUNOS Kernel Software Suite [11.1R1]
JUNOS Crypto Software Suite [11.1R1]
JUNOS Online Documentation [11.1R1]
JUNOS Enterprise Software Suite [11.1R1]
JUNOS Packet Forwarding Engine Support (QFX) [11.1R1]
JUNOS Routing Software Suite [11.1R1]
```

show version (QFabric System)

```
user@qfabric> show version
Hostname: qfabric
Model: qfx3000-g
Serial Number: qfsn-0123456789
QFabric System ID: f158527a-f99e-11e0-9fbd-00e081c57cda
JUNOS Base Version [12.2I20111018_0215_dc-builder]
```

show version component all (QFabric System)

```
user@switch> show version component all
dg1:
-
Hostname: qfabric
Model: qfx3100
JUNOS Base Version [11.3R1.6]

dg0:
-
Hostname: qfabric
Model: qfx3100
JUNOS Base Version [11.3R1.6]

NW-NG-0:
-
Hostname: qfabric
Model: qfx-jvre
JUNOS Base OS boot [11.3R1.6]
JUNOS Base OS Software Suite [11.3R1.6]
```

```

JUNOS Kernel Software Suite [11.3R1.6]
JUNOS Crypto Software Suite [11.3R1.6]
JUNOS Online Documentation [11.3R1.6]
JUNOS Enterprise Software Suite [11.3R1.6]
JUNOS Packet Forwarding Engine Support (QFX RE) [11.3R1.6]
JUNOS Routing Software Suite [11.3R1.6]

```

FC-0:

-

```

Hostname: qfabric
Model: qfx-jvre
JUNOS Base OS boot [11.3R1.6]
JUNOS Base OS Software Suite [11.3R1.6]
JUNOS Kernel Software Suite [11.3R1.6]
JUNOS Crypto Software Suite [11.3R1.6]
JUNOS Online Documentation [11.3R1.6]
JUNOS Enterprise Software Suite [11.3R1.6]
JUNOS Packet Forwarding Engine Support (QFX RE) [11.3R1.6]
JUNOS Routing Software Suite [11.3R1.6]

```

FC-1:

```

Hostname: qfabric
Model: qfx-jvre
JUNOS Base OS boot [11.3R1.6]
JUNOS Base OS Software Suite [11.3R1.6]
JUNOS Kernel Software Suite [11.3R1.6]
JUNOS Crypto Software Suite [11.3R1.6]
JUNOS Online Documentation [11.3R1.6]
JUNOS Enterprise Software Suite [11.3R1.6]
JUNOS Packet Forwarding Engine Support (QFX RE) [11.3R1.6]
JUNOS Routing Software Suite [11.3R1.6]

```

DRE-0:

-

```

Hostname: dre-0
Model: qfx-jvre
JUNOS Base OS boot [11.3R1.6]
JUNOS Base OS Software Suite [11.3R1.6]
JUNOS Kernel Software Suite [11.3R1.6]
JUNOS Crypto Software Suite [11.3R1.6]
JUNOS Online Documentation [11.3R1.6]
JUNOS Enterprise Software Suite [11.3R1.6]
JUNOS Packet Forwarding Engine Support (QFX RE) [11.3R1.6]
JUNOS Routing Software Suite [11.3R1.6]

```

FM-0:

-

```

Hostname: qfabric
Model: qfx-jvre
JUNOS Base OS boot [11.3R1.6]
JUNOS Base OS Software Suite [11.3R1.6]
JUNOS Kernel Software Suite [11.3R1.6]
JUNOS Crypto Software Suite [11.3R1.6]
JUNOS Online Documentation [11.3R1.6]
JUNOS Enterprise Software Suite [11.3R1.6]
JUNOS Packet Forwarding Engine Support (QFX RE) [11.3R1.6]
JUNOS Routing Software Suite [11.3R1.6]

```

nodedevice1:

-

```

Hostname: qfabric

```

```
Model: QFX3500
JUNOS Base OS boot [11.3R1.6]
JUNOS Base OS Software Suite [11.3R1.6]
JUNOS Kernel Software Suite [11.3R1.6]
JUNOS Crypto Software Suite [11.3R1.6]
JUNOS Online Documentation [11.3R1.6]
JUNOS Enterprise Software Suite [11.3R1.6]
JUNOS Packet Forwarding Engine Support (QFX RE) [11.3R1.6]
JUNOS Routing Software Suite [11.3R1.6]

interconnectdevice1:
-
Hostname: qfabric
Model: QFX3108
JUNOS Base OS boot [11.3R1.6]
JUNOS Base OS Software Suite [11.3R1.6]
JUNOS Kernel Software Suite [11.3R1.6]
JUNOS Crypto Software Suite [11.3R1.6]
JUNOS Online Documentation [11.3R1.6]
JUNOS Enterprise Software Suite [11.3R1.6]
JUNOS Packet Forwarding Engine Support (QFX RE) [11.3R1.6]
JUNOS Routing Software Suite [11.3R1.6]
warning: from interconnectdevice0: Disconnected
```

PART 5

Troubleshooting

- [Software Upgrade Issues on page 313](#)

Software Upgrade Issues

- Space or DRAM Error During Software Upgrade of a Routing Matrix with a TX Matrix Router on page 313
- Software Upgrade Fails Due to Misaligned Software Versions on A Routing Matrix with a TX Matrix Router on page 318

Space or DRAM Error During Software Upgrade of a Routing Matrix with a TX Matrix Router

Problem



NOTE: Throughout this document, we use the term TX Matrix router to refer to the switch-card chassis (SCC) and T640 router to refer to the line-card chassis (LCC).

A routing matrix with a TX Matrix router (**scc**) and T640 routers (**lcc**) must have sufficient disk space and DRAM on all Routing Engines for an upgrade of the Junos OS to install successfully. If there is insufficient disk space or DRAM, you might receive a warning indicating that the **/var file** system is low on free disk space similar to the following:

```
WARNING: The /var filesystem is low on free disk space.
WARNING: This package requires 1075136k free, but there
WARNING: is only 666502k available.
```

To determine the amount of free disk space on the Routing Engine, use the CLI **show system storage** command. To determine the amount of DRAM available on the Routing Engine, use the CLI **show chassis routing-engine** command.

Below is sample output showing the two commands.

```
{backup}
user@host-re1> show system storage
scc-re1:
```

Filesystem	Size	Used	Avail	Capacity	Mounted on
/dev/ad0s1a	217M	176M	24M	88%	/
devfs	1.0K	1.0K	0B	100%	/dev
devfs	1.0K	1.0K	0B	100%	/dev/
/dev/md0	31M	31M	0B	100%	/packages/mnt/jbase
/dev/md1	199M	199M	0B	100%	
/packages/mnt/jkernel-9.5R2.1					
/dev/md3	4.9M	4.9M	0B	100%	

```

/packages/mnt/jdocs-9.5R2.1
/dev/md4          55M      55M      0B      100%
/packages/mnt/jroute-9.5R2.1
/dev/md5          14M      14M      0B      100%
/packages/mnt/jcrypto-9.5R2.1
/dev/md7          2.0G     40K      1.8G     0% /tmp
/dev/md8          2.0G     11M      1.8G     1% /mfs
/dev/ad0s1e       24M     1.5M     21M      7% /config
procfs           4.0K     4.0K      0B     100% /proc
/dev/ad1s1f       25G     2.4G     21G     10% /var
/dev/ad1s1e       24M     1.5M     22M      6% /tmp/.snp3061/mnt

```

lcc0-re1:

```

-----
Filesystem      Size      Used      Avail  Capacity  Mounted on
/dev/ad0s1a     220M     186M      16M     92%      /
devfs           1.0K     1.0K      0B     100%    /dev
devfs           1.0K     1.0K      0B     100%    /dev/
/dev/md0        33M      33M      0B     100%    /packages/mnt/jbase
/dev/md1       216M     216M      0B     100%
/packages/mnt/jkernel-9.6B1.8
/dev/md2        66M      66M      0B     100%
/packages/mnt/jpfe-T-9.6B1.8
/dev/md3        4.1M      4.1M      0B     100%
/packages/mnt/jdocs-9.6B1.8
/dev/md4        57M      57M      0B     100%
/packages/mnt/jroute-9.6B1.8
/dev/md5        15M      15M      0B     100%
/packages/mnt/jcrypto-9.6B1.8
/dev/md6        34M      34M      0B     100%
/packages/mnt/jpfe-common-9.6B1.8
/dev/md7        2.0G    10.0K      1.8G      0% /tmp
/dev/md8        2.0G    532K      1.8G      0% /mfs
/dev/ad0s1e     24M      44K      22M      0% /config

procfs          4.0K     4.0K      0B     100% /proc
/dev/ad2s1f     34G      21G     11G     66% /var

```

lcc2-re1:

```

-----
Filesystem      Size      Used      Avail  Capacity  Mounted on
/dev/ad0s1a     217M     178M      21M     89%      /
devfs           1.0K     1.0K      0B     100%    /dev
devfs           1.0K     1.0K      0B     100%    /dev/
/dev/md0        33M      33M      0B     100%    /packages/mnt/jbase
/dev/md1       216M     216M      0B     100%
/packages/mnt/jkernel-9.6B1.8
/dev/md2        66M      66M      0B     100%
/packages/mnt/jpfe-T-9.6B1.8
/dev/md3        4.1M      4.1M      0B     100%
/packages/mnt/jdocs-9.6B1.8
/dev/md4        57M      57M      0B     100%
/packages/mnt/jroute-9.6B1.8
/dev/md5        15M      15M      0B     100%
/packages/mnt/jcrypto-9.6B1.8
/dev/md6        34M      34M      0B     100%
/packages/mnt/jpfe-common-9.6B1.8
/dev/md7        2.0G      8.0K      1.8G      0% /tmp
/dev/md8        2.0G    538K      1.8G      0% /mfs
/dev/ad0s1e     24M      46K      22M      0% /config

```

```

procfs          4.0K      4.0K      0B      100% /proc
/dev/ad1s1f     25G      1.3G      22G       5% /var

```

```
{master}
```

```
user@host-re0> show chassis routing-engine
```

```
scc-re0:
```

```
-----
Routing Engine status:
```

```
Slot 0:
```

```

Current state          Master
Election priority      Master (default)
Temperature            41 degrees C / 105 degrees F
CPU temperature        43 degrees C / 109 degrees F
DRAM                  2048 MB
Memory utilization     21 percent
CPU utilization:
  User                 0 percent
  Background           0 percent
  Kernel               4 percent
  Interrupt            0 percent
  Idle                 96 percent
Model                 RE-4.0
Serial ID              P11123909610
Start time             2009-06-16 13:21:12 PDT
Uptime                21 hours, 19 minutes, 44 seconds
Last reboot reason     Router rebooted after a normal shutdown.
Load averages:         1 minute   5 minute  15 minute
                       0.03       0.06    0.07

```

```
Routing Engine status:
```

```
Slot 1:
```

```

Current state          Backup
Election priority      Backup (default)
Temperature            39 degrees C / 102 degrees F
CPU temperature        38 degrees C / 100 degrees F
DRAM                  2048 MB
Memory utilization     20 percent
CPU utilization:
  User                 0 percent
  Background           0 percent
  Kernel               0 percent
  Interrupt            0 percent
  Idle                 100 percent
Model                 RE-4.0
Serial ID              211123900273
Start time             2009-06-15 13:38:48 PDT
Uptime                1 day, 21 hours, 2 minutes, 5 seconds
Last reboot reason     Router rebooted after a normal shutdown.

```

```
lcc0-re0:
```

```
-----
Routing Engine status:
```

```
Slot 0:
```

```

Current state          Master
Election priority      Master (default)
Temperature            46 degrees C / 114 degrees F
CPU temperature        50 degrees C / 122 degrees F
DRAM                  2048 MB
Memory utilization     18 percent
CPU utilization:
  User                 0 percent
  Background           0 percent

```

```

Kernel                2 percent
Interrupt             0 percent
Idle                 98 percent
Model                RE-4.0
Serial ID             P11123908065
Start time            2009-06-16 13:20:59 PDT
Uptime                21 hours, 19 minutes, 56 seconds
Last reboot reason    Router rebooted after a normal shutdown.
Load averages:        1 minute   5 minute   15 minute
                        0.05       0.03       0.00

Routing Engine status:
Slot 1:
  Current state        Backup
  Election priority    Backup (default)
  Temperature           50 degrees C / 122 degrees F
  CPU temperature       55 degrees C / 131 degrees F
  DRAM                  3584 MB
  Memory utilization    11 percent
  CPU utilization:
    User                0 percent
    Background          0 percent
    Kernel              0 percent
    Interrupt           0 percent
    Idle                100 percent
  Model                RE-A-2000
  Serial ID             1000673710
  Start time            2009-06-15 13:34:44 PDT
  Uptime                1 day, 21 hours, 6 minutes, 8 seconds
  Last reboot reason    Router rebooted after a normal shutdown.

```

1cc2-re0:

```

-----
Routing Engine status:
Slot 0:
  Current state        Master
  Election priority    Master (default)
  Temperature           41 degrees C / 105 degrees F
  CPU temperature       42 degrees C / 107 degrees F
  DRAM                  2048 MB
  Memory utilization    18 percent
  CPU utilization:
    User                0 percent
    Background          0 percent
    Kernel              2 percent
    Interrupt           0 percent
    Idle                98 percent
  Model                RE-4.0
  Serial ID             P11123908326
  Start time            2009-06-16 13:21:10 PDT
  Uptime                21 hours, 19 minutes, 44 seconds
  Last reboot reason    Router rebooted after a normal shutdown.
  Load averages:        1 minute   5 minute   15 minute
                        0.00       0.00       0.00

Routing Engine status:
Slot 1:
  Current state        Backup
  Election priority    Backup (default)
  Temperature           41 degrees C / 105 degrees F
  CPU temperature       42 degrees C / 107 degrees F
  DRAM                  2048 MB
  Memory utilization    18 percent

```

```

CPU utilization:
  User           0 percent
  Background     0 percent
  Kernel         0 percent
  Interrupt      0 percent
  Idle           100 percent
Model            RE-4.0
Serial ID        212058900119
Start time       2009-06-15 13:37:41 PDT
Uptime           1 day, 21 hours, 3 minutes, 8 seconds

```

Solution If you find that you need to free up some space, issue the **request system storage cleanup** command and delete everything that appears in the output. then try the upgrade again.

```

{master}
user@host-re0> request system storage cleanup

```

List of files to delete:

```

      Size Date      Name
    2B Jun 16 12:46 /var/crash/bounds
   80.4M Jun 15 14:56 /var/crash/cores/kernel.0.090615.1455
   80.4M Jun 15 15:46 /var/crash/cores/kernel.1.090615.1546
   80.4M Jun 15 15:58 /var/crash/cores/kernel.2.090615.1558
   80.4M Jun 16 12:47 /var/crash/cores/kernel.3.090616.1246
   30.6M Jun 15 15:05 /var/crash/cores/vmcore.0.090615.1455.tgz
   33.5M Jun 15 16:33 /var/crash/cores/vmcore.1.090615.1546.tgz
   35.9M Jun 15 17:52 /var/crash/cores/vmcore.2.090615.1558.tgz
   48.0M Jun 16 13:47 /var/crash/cores/vmcore.3.090616.1246.tgz
   504B Jun 15 14:55 /var/crash/info.0
   504B Jun 15 15:46 /var/crash/info.1
   505B Jun 15 15:58 /var/crash/info.2
   505B Jun 16 12:46 /var/crash/info.3
   716B Jun 15 13:43 /var/log/install.0.gz
  1669B Jun 13 18:05 /var/log/install.1.gz
[...Output Truncated...]
 201.6K Jun 11 02:27 /var/tmp/jnx-routeservice-9.6I20090611_0926_root.tgz
   59.7K Jun 10 09:07 /var/tmp/jnx_ifinfo_sanity.pl.base_test_cfg_66245
   59.9K Jun 10 15:19 /var/tmp/jnx_ifinfo_sanity.pl.base_test_cfg_74023
   59.7K Jun 11 02:57 /var/tmp/jnx_ifinfo_sanity.pl.base_test_cfg_83419
  181.0M Jul 23 2008 /var/tmp/mchassis-install.tgz
   59.7K Jun 10 09:07 /var/tmp/orig_z8_cfg_66245
   59.9K Jun 10 15:19 /var/tmp/orig_z8_cfg_74023
   59.7K Jun 11 02:57 /var/tmp/orig_z8_cfg_83419
Delete these files ? [yes,no] (no) yes

```



NOTE: For some DRAM issues, remove any superfluous files from the `/root` and `/tmp` directories.

Related Documentation

- [Upgrading the Software for a Routing Matrix with a TX Matrix Router on page 49](#)
- [Software Upgrade Fails Due to Misaligned Software Versions on A Routing Matrix with a TX Matrix Router on page 318](#)
- [Overview of the Routing Matrix with a TX Matrix Router on page 3](#)

- [Example: Routing Matrix with a TX Matrix Router Configuration on page 25](#)

Software Upgrade Fails Due to Misaligned Software Versions on A Routing Matrix with a TX Matrix Router

Problem



NOTE: Throughout this document, we use the term TX Matrix router to refer to the switch-card chassis (SCC) and T640 router to refer to the line-card chassis (LCC).

A routing matrix with a TX Matrix router (**scc**) and T640 routers (**lcc**) must have all master and backup Routing Engines running the same version of software. This is necessary for the routing matrix to operate and for the Junos OS to install successfully. If the software versions on the Routing Engines are not aligned, the software upgrade will return an error.

The output below from the master (**scc-re0**) Routing Engine shows the Junos OS version on a routing matrix with a TX Matrix router and two T640 routers. The backup Routing Engine (**scc-re1**) has Junos OS Release 9.5R2.1 installed, while all the other Routing Engines have Junos OS Release 9.6B1.8 installed.

[edit]

user@host-reo# run show version invoke-on all-routing-engines

scc-re0:

```
-----
Hostname: z8
Model: TX Matrix
JUNOS Base OS boot [9.6B1.8]
JUNOS Base OS Software Suite [9.6B1.8]
JUNOS Kernel Software Suite [9.6B1.8]
JUNOS Crypto Software Suite [9.6B1.8]
JUNOS Packet Forwarding Engine Support (M/T Common) [9.6B1.8]
JUNOS Packet Forwarding Engine Support (T-Series) [9.6B1.8]
JUNOS Online Documentation [9.6B1.8]
JUNOS Voice Services Container package [9.6B1.8]
JUNOS Border Gateway Function package [9.6B1.8]
JUNOS Services AACL Container package [9.6B1.8]
JUNOS Services LL-PDF Container package [9.6B1.8]
JUNOS Services Stateful Firewall [9.6B1.8]
JUNOS AppId Services [9.6B1.8]
JUNOS IDP Services [9.6B1.8]
JUNOS Routing Software Suite [9.6B1.8]
```

scc-re1:

```
-----
Hostname: z8-1
Model: TX Matrix
JUNOS Base OS boot [9.5R2.1]
JUNOS Base OS Software Suite [9.5R2.1]
JUNOS Kernel Software Suite [9.5R2.1]
JUNOS Crypto Software Suite [9.5R2.1]
JUNOS Packet Forwarding Engine Support (M/T Common) [9.5R2.1]
JUNOS Packet Forwarding Engine Support (T-Series) [9.5R2.1]
JUNOS Online Documentation [9.5R2.1]
JUNOS Voice Services Container package [9.5R2.1]
JUNOS Services AACL Container package [9.5R2.1]
```

```
JUNOS Services LL-PDF Container package [9.5R2.1]
JUNOS Services Stateful Firewall [9.5R2.1]
JUNOS AppId Services [9.5R2.1]
JUNOS IDP Services [9.5R2.1]
JUNOS Routing Software Suite [9.5R2.1]
JUNOS Installation Software [9.6B1.8]
```

```
lcc0-re0:
```

```
-----
Hostname: z8-lcc0-re0
Model: t640
JUNOS Base OS boot [9.6B1.8]
JUNOS Base OS Software Suite [9.6B1.8]
JUNOS Kernel Software Suite [9.6B1.8]
JUNOS Crypto Software Suite [9.6B1.8]
JUNOS Packet Forwarding Engine Support (M/T Common) [9.6B1.8]
JUNOS Packet Forwarding Engine Support (T-Series) [9.6B1.8]
JUNOS Online Documentation [9.6B1.8]
JUNOS Voice Services Container package [9.6B1.8]
JUNOS Border Gateway Function package [9.6B1.8]
JUNOS Services ACL Container package [9.6B1.8]
JUNOS Services LL-PDF Container package [9.6B1.8]
JUNOS Services Stateful Firewall [9.6B1.8]
JUNOS AppId Services [9.6B1.8]
JUNOS IDP Services [9.6B1.8]
JUNOS Routing Software Suite [9.6B1.8]
```

```
lcc0-re1:
```

```
-----
Hostname: z8-lcc0-re1
Model: t640
JUNOS Base OS boot [9.6B1.8]
JUNOS Base OS Software Suite [9.6B1.8]
JUNOS Kernel Software Suite [9.6B1.8]
JUNOS Crypto Software Suite [9.6B1.8]
JUNOS Packet Forwarding Engine Support (M/T Common) [9.6B1.8]
JUNOS Packet Forwarding Engine Support (T-Series) [9.6B1.8]
JUNOS Online Documentation [9.6B1.8]
JUNOS Voice Services Container package [9.6B1.8]
JUNOS Border Gateway Function package [9.6B1.8]
JUNOS Services ACL Container package [9.6B1.8]
JUNOS Services LL-PDF Container package [9.6B1.8]
JUNOS Services Stateful Firewall [9.6B1.8]
JUNOS AppId Services [9.6B1.8]
JUNOS IDP Services [9.6B1.8]
JUNOS Routing Software Suite [9.6B1.8]
JUNOS Installation Software [9.6B1.8]
```

```
lcc2-re0:
```

```
-----
Hostname: z8-lcc2-re0
Model: t640
JUNOS Base OS boot [9.6B1.8]
JUNOS Base OS Software Suite [9.6B1.8]
JUNOS Kernel Software Suite [9.6B1.8]
JUNOS Crypto Software Suite [9.6B1.8]
JUNOS Packet Forwarding Engine Support (M/T Common) [9.6B1.8]
JUNOS Packet Forwarding Engine Support (T-Series) [9.6B1.8]
JUNOS Online Documentation [9.6B1.8]
JUNOS Voice Services Container package [9.6B1.8]
JUNOS Border Gateway Function package [9.6B1.8]
```

```
JUNOS Services AACL Container package [9.6B1.8]
JUNOS Services LL-PDF Container package [9.6B1.8]
JUNOS Services Stateful Firewall [9.6B1.8]
JUNOS AppId Services [9.6B1.8]
JUNOS IDP Services [9.6B1.8]
JUNOS Routing Software Suite [9.6B1.8]

lcc2-re1:
-----
Hostname: z8-lcc2-re1
Model: t640
JUNOS Base OS boot [9.6B1.8]
JUNOS Base OS Software Suite [9.6B1.8]
JUNOS Kernel Software Suite [9.6B1.8]
JUNOS Crypto Software Suite [9.6B1.8]
JUNOS Packet Forwarding Engine Support (M/T Common) [9.6B1.8]
JUNOS Packet Forwarding Engine Support (T-Series) [9.6B1.8]
JUNOS Online Documentation [9.6B1.8]
JUNOS Voice Services Container package [9.6B1.8]
JUNOS Border Gateway Function package [9.6B1.8]
JUNOS Services AACL Container package [9.6B1.8]
JUNOS Services LL-PDF Container package [9.6B1.8]
JUNOS Services Stateful Firewall [9.6B1.8]
JUNOS AppId Services [9.6B1.8]
JUNOS IDP Services [9.6B1.8]
JUNOS Routing Software Suite [9.6B1.8]
```

Solution Different versions of the Junos OS can have incompatible message formats especially if you turn on GRES. Because the steps in the upgrade process include changing mastership, running the same version of software is recommended. For information about upgrading a routing matrix with a TX Matrix router (**scc**) and T640 (**lcc**) routers, see [“Upgrading the Software for a Routing Matrix with a TX Matrix Router” on page 49](#).

Log directly into the Routing Engine with the different Junos version and issue the CLI **request system software add** command with the appropriate Junos version. For example:

```
user@host-re1> request system software add
/var/tmp/jinstall-9.6B1.8-domestic-signed.tgz
```

When all the Routing Engines are running the same version of the Junos OS, try the upgrade again.

To log in to other Routing Engines, issue the **request routing-engine login** command in the appropriate format for your situation. Below are some examples of the version of the command you might use:

```
user@host-re1> request routing-engine login other-routing-engine
user@host-re1> request routing-engine login lcc 2 re1
```

Related Documentation

- [Upgrading the Software for a Routing Matrix with a TX Matrix Router on page 49](#)
- [Space or DRAM Error During Software Upgrade of a Routing Matrix with a TX Matrix Router on page 313](#)
- [Overview of the Routing Matrix with a TX Matrix Router on page 3](#)
- [Example: Routing Matrix with a TX Matrix Router Configuration on page 25](#)

PART 6

Index

- [Index on page 323](#)

Index

Symbols

#, comments in configuration statements.....	xiv
(), in syntax descriptions.....	xiv
< >, in syntax descriptions.....	xiv
[], in configuration statements.....	xiv
{ }, in configuration statements.....	xiv
(pipe), in syntax descriptions.....	xiv

A

alarms, displaying	
chassis.....	78

B

braces, in configuration statements.....	xiv
brackets	
angle, in syntax descriptions.....	xiv
square, in configuration statements.....	xiv

C

chassis	
alarm conditions, displaying.....	78
craft interface display messages	
displaying through the CLI.....	91
installed hardware, displaying.....	107
location, displaying.....	254
serial numbers, displaying.....	107
comments, in configuration statements.....	xiv
conventions	
text and syntax.....	xiii
craft interface display messages	
displaying	
through the CLI.....	91
curly braces, in configuration statements.....	xiv
current time, displaying.....	293
customer support.....	xv
contacting JTAC.....	xv

D

documentation	
comments on.....	xv

F

font conventions.....	xiii
FPC	
installed, displaying list.....	108
status, displaying.....	226

H

hardware, installed, displaying.....	107
--------------------------------------	-----

J

Junos OS	
uptime, displaying.....	293
version, displaying	
general.....	298

L

line-card chassis	
status, displaying.....	252
location, chassis.....	254

M

manuals	
comments on.....	xv

P

parentheses, in syntax descriptions.....	xiv
PICs	
installed, displaying list.....	108
status	
displaying FPCs and PICs.....	225

R

routes, displaying	
summary statistics.....	289
Routing Engines	
status, displaying.....	258
routing matrix	
example configuration.....	25
routing matrix with TX Matrix	
operational mode commands.....	31
options	
configuring chassis-specific	
statements.....	20
overview.....	3
system requirements.....	7

S

serial numbers, displaying.....	107
show chassis alarms command.....	78

show chassis craft-interface command.....	91
show chassis fpc command.....	225
show chassis hardware command.....	107
show chassis lccs command.....	252
show chassis location command.....	254
show chassis routing-engine command.....	258
show chassis sibs command.....	278
show route summary command.....	289
show system statistics command.....	293
show system uptime command.....	293
show version command.....	298
SIB	
information, displaying.....	278
status, displaying.....	278
support, technical See technical support	
syntax conventions.....	xiii
system requirements	
routing matrix with TX Matrix.....	7
T	
T640 router	
status, displaying.....	252
technical support	
contacting JTAC.....	xv
time, displaying.....	293
TX Matrix routing matrix	
overview.....	3
U	
uptime, displaying.....	293
V	
version	
software, displaying	
general.....	298