



---

# Juniper Networks Junos<sup>®</sup> OS

## System Log Messages Reference

Release  
12.1



---

Published: 2012-03-01

Juniper Networks, Inc.  
1194 North Mathilda Avenue  
Sunnyvale, California 94089  
USA  
408-745-2000  
[www.juniper.net](http://www.juniper.net)

This product includes the Envoy SNMP Engine, developed by Epilogue Technology, an Integrated Systems Company. Copyright © 1986-1997, Epilogue Technology Corporation. All rights reserved. This program and its documentation were developed at private expense, and no part of them is in the public domain.

This product includes memory allocation software developed by Mark Moraes, copyright © 1988, 1989, 1993, University of Toronto.

This product includes FreeBSD software developed by the University of California, Berkeley, and its contributors. All of the documentation and software included in the 4.4BSD and 4.4BSD-Lite Releases is copyrighted by the Regents of the University of California. Copyright © 1979, 1980, 1983, 1986, 1988, 1989, 1991, 1992, 1993, 1994. The Regents of the University of California. All rights reserved.

GateD software copyright © 1995, the Regents of the University. All rights reserved. Gate Daemon was originated and developed through release 3.0 by Cornell University and its collaborators. Gated is based on Kirton's EGP, UC Berkeley's routing daemon (routed), and DCN's HELLO routing protocol. Development of Gated has been supported in part by the National Science Foundation. Portions of the GateD software copyright © 1988, Regents of the University of California. All rights reserved. Portions of the GateD software copyright © 1991, D. L. S. Associates.

This product includes software developed by Maker Communications, Inc., copyright © 1996, 1997, Maker Communications, Inc.

Juniper Networks, Junos, Steel-Belted Radius, NetScreen, and ScreenOS are registered trademarks of Juniper Networks, Inc. in the United States and other countries. The Juniper Networks Logo, the Junos logo, and JunosE are trademarks of Juniper Networks, Inc. All other trademarks, service marks, registered trademarks, or registered service marks are the property of their respective owners.

Juniper Networks assumes no responsibility for any inaccuracies in this document. Juniper Networks reserves the right to change, modify, transfer, or otherwise revise this publication without notice.

Products made or sold by Juniper Networks or components thereof might be covered by one or more of the following patents that are owned by or licensed to Juniper Networks: U.S. Patent Nos. 5,473,599, 5,905,725, 5,909,440, 6,192,051, 6,333,650, 6,359,479, 6,406,312, 6,429,706, 6,459,579, 6,493,347, 6,538,518, 6,538,899, 6,552,918, 6,567,902, 6,578,186, and 6,590,785.

*Junos® OS System Log Messages Reference*  
Release 12.1  
Copyright © 2012, Juniper Networks, Inc.  
All rights reserved.

Revision History  
February 2012 —R1 Junos OS 12.1

The information in this document is current as of the date on the title page.

#### YEAR 2000 NOTICE

Juniper Networks hardware and software products are Year 2000 compliant. Junos OS has no known time-related limitations through the year 2038. However, the NTP application is known to have some difficulty in the year 2036.

#### END USER LICENSE AGREEMENT

The Juniper Networks product that is the subject of this technical documentation consists of (or is intended for use with) Juniper Networks software. Use of such software is subject to the terms and conditions of the End User License Agreement ("EULA") posted at <http://www.juniper.net/support/eula.html>. By downloading, installing or using such software, you agree to the terms and conditions of that EULA.

# Abbreviated Table of Contents

	About This Guide .....	lv
Part 1	Overview	
Chapter 1	Configuring System Log Messages .....	3
Part 2	System Log Messages	
Chapter 2	ACCT System Log Messages .....	69
Chapter 3	ALARMD System Log Messages .....	73
Chapter 4	ANALYZER System Log Messages .....	79
Chapter 5	ANCPD System Log Messages .....	81
Chapter 6	APPID System Log Messages .....	83
Chapter 7	APPIDD System Log Messages .....	85
Chapter 8	APPTRACK System Log Messages .....	87
Chapter 9	ASP System Log Messages .....	91
Chapter 10	AUDITD System Log Messages .....	123
Chapter 11	AUTHD System Log Messages .....	127
Chapter 12	AUTOCONFD System Log Messages .....	129
Chapter 13	AUTOD System Log Messages .....	131
Chapter 14	AV System Log Messages .....	133
Chapter 15	BFDD System Log Messages .....	137
Chapter 16	BOOTPD System Log Messages .....	141
Chapter 17	CFMD System Log Messages .....	147
Chapter 18	CHASSISD System Log Messages .....	151
Chapter 19	CHASSISM System Log Messages .....	239
Chapter 20	COSD System Log Messages .....	241
Chapter 21	DCBX System Log Messages .....	255
Chapter 22	DCD System Log Messages .....	257
Chapter 23	DDOS System Log Messages .....	263
Chapter 24	DFCD System Log Messages .....	265
Chapter 25	DFWD System Log Messages .....	269
Chapter 26	DHCPD System Log Messages .....	271
Chapter 27	DOTIXD System Log Messages .....	275
Chapter 28	DYNAMIC System Log Messages .....	279

Chapter 29	ESWD System Log Messages .....	285
Chapter 30	EVENTD System Log Messages .....	295
Chapter 31	FABOAMD System Log Messages .....	305
Chapter 32	FC System Log Messages .....	307
Chapter 33	FCOE System Log Messages .....	313
Chapter 34	FIP System Log Messages .....	315
Chapter 35	FIPS System Log Messages .....	319
Chapter 36	FLOW System Log Messages .....	321
Chapter 37	FPCLOGIN System Log Messages .....	325
Chapter 38	FSAD System Log Messages .....	327
Chapter 39	FUD System Log Messages .....	337
Chapter 40	FWAUTH System Log Messages .....	343
Chapter 41	GPRSD System Log Messages .....	349
Chapter 42	HNCACHED System Log Messages .....	351
Chapter 43	ICCPD System Log Messages .....	353
Chapter 44	IDP System Log Messages .....	355
Chapter 45	JADE System Log Messages .....	361
Chapter 46	JCS System Log Messages .....	365
Chapter 47	JDIAMETERD System Log Messages .....	371
Chapter 48	JIVED System Log Messages .....	373
Chapter 49	JPTSPD System Log Messages .....	377
Chapter 50	JSRPD System Log Messages .....	381
Chapter 51	JTASK System Log Messages .....	391
Chapter 52	JTRACE System Log Messages .....	403
Chapter 53	KMD System Log Messages .....	405
Chapter 54	L2ALD System Log Messages .....	415
Chapter 55	L2CPD System Log Messages .....	425
Chapter 56	L2TPD System Log Messages .....	435
Chapter 57	LACP System Log Messages .....	465
Chapter 58	LACPD System Log Messages .....	467
Chapter 59	LFMD System Log Messages .....	469
Chapter 60	LIBJNX System Log Messages .....	471
Chapter 61	LIBJSNMP System Log Messages .....	473
Chapter 62	LIBMSRPC System Log Messages .....	479
Chapter 63	LICENSE System Log Messages .....	483
Chapter 64	LOGIN System Log Messages .....	489
Chapter 65	LPDFD System Log Messages .....	495
Chapter 66	LRMUX System Log Messages .....	497



Chapter 67	LSYSD System Log Messages .....	499
Chapter 68	MCSN System Log Messages .....	501
Chapter 69	MCSNOOPD System Log Messages .....	507
Chapter 70	MIB2D System Log Messages .....	509
Chapter 71	MPLS_OAM System Log Messages .....	515
Chapter 72	NEXTHOP System Log Messages .....	519
Chapter 73	NSD System Log Messages .....	521
Chapter 74	NSTRACED System Log Messages .....	523
Chapter 75	NTPDATE System Log Messages .....	525
Chapter 76	NTPD System Log Messages .....	527
Chapter 77	PFE System Log Messages .....	529
Chapter 78	PFED System Log Messages .....	537
Chapter 79	PGCPD System Log Messages .....	539
Chapter 80	PING System Log Messages .....	541
Chapter 81	PKID System Log Messages .....	545
Chapter 82	PPMD System Log Messages .....	549
Chapter 83	PPPD System Log Messages .....	551
Chapter 84	PROFILER System Log Messages .....	559
Chapter 85	RDD System Log Messages .....	561
Chapter 86	RMOPD System Log Messages .....	565
Chapter 87	RPD System Log Messages .....	569
Chapter 88	RT System Log Messages .....	645
Chapter 89	RTLOG System Log Messages .....	657
Chapter 90	RTLOGD System Log Messages .....	659
Chapter 91	RTPERF System Log Messages .....	661
Chapter 92	SAVAL System Log Messages .....	663
Chapter 93	SDXD System Log Messages .....	665
Chapter 94	SFW System Log Messages .....	669
Chapter 95	SMTPD System Log Messages .....	671
Chapter 96	SNMP System Log Messages .....	673
Chapter 97	SNMPD System Log Messages .....	675
Chapter 98	SPD System Log Messages .....	687
Chapter 99	SSH System Log Messages .....	695
Chapter 100	SSHD System Log Messages .....	697
Chapter 101	SSL System Log Messages .....	699
Chapter 102	SYSTEM System Log Messages .....	703
Chapter 103	TFTPD System Log Messages .....	705
Chapter 104	UFDD System Log Messages .....	709

Chapter 105	UI System Log Messages . . . . .	711
Chapter 106	UTMD System Log Messages . . . . .	719
Chapter 107	VCCPD System Log Messages . . . . .	721
Chapter 108	VM System Log Messages . . . . .	725
Chapter 109	VRRPD System Log Messages . . . . .	727
Chapter 110	WEB System Log Messages . . . . .	731
Chapter 111	WEBFILTER System Log Messages . . . . .	737
Part 3	Index	
	Index . . . . .	743

# Table of Contents

	<b>About This Guide</b> .....	<b>lv</b>
	Junos OS Documentation and Release Notes .....	lv
	Objectives .....	lvi
	Audience .....	lvi
	Supported Platforms .....	lvi
	Using the Examples in This Manual .....	lvii
	Merging a Full Example .....	lvii
	Merging a Snippet .....	lviii
	Documentation Conventions .....	lviii
	Documentation Feedback .....	lx
	Requesting Technical Support .....	lx
	Self-Help Online Tools and Resources .....	lx
	Opening a Case with JTAC .....	lxi
<b>Part 1</b>	<b>Overview</b>	
<b>Chapter 1</b>	<b>Configuring System Log Messages</b> .....	<b>3</b>
	Junos OS System Log Configuration Hierarchy .....	3
	Minimum and Default System Logging Configuration .....	4
	Junos OS Minimum System Logging Configuration .....	4
	Junos OS Default System Log Settings .....	5
	Junos OS Platform-Specific Default System Log Messages .....	6
	Configuring System Logging for a Single-Chassis System .....	7
	Specifying the Facility and Severity of Messages to Include in the Log .....	9
	Directing System Log Messages to a Log File .....	11
	Logging Messages in Structured-Data Format .....	12
	Directing System Log Messages to a User Terminal .....	12
	Directing System Log Messages to the Console .....	13
	Directing Messages to a Remote Machine or the Other Routing Engine .....	13
	Specifying an Alternative Source Address for System Log Messages .....	14
	Changing the Alternative Facility Name for Remote System Log Messages .....	15
	System Log Default Facilities for Messages Directed to a Remote Destination .....	17
	Junos OS System Log Alternate Facilities for Remote Logging .....	17
	Examples: Assigning an Alternative Facility .....	18
	Adding a Text String to System Log Messages .....	19
	Adding a String .....	19
	Specifying Log File Size, Number, and Archiving Properties .....	20

Including Priority Information in System Log Messages . . . . .	21
System Log Facility Codes and Numerical Codes Reported in Priority Information . . . . .	23
Including the Year or Millisecond in Timestamps . . . . .	25
Using Regular Expressions to Refine the Set of Logged Messages . . . . .	25
Junos System Log Regular Expression Operators for the match Statement . . . . .	27
Disabling the System Logging of a Facility . . . . .	28
Examples: Configuring System Logging . . . . .	29
Configuring System Logging for a TX Matrix Router . . . . .	31
Configuring Message Forwarding in the Routing Matrix . . . . .	33
Impact of Different Local and Forwarded Severity Levels on System Log Messages on a TX Matrix Router . . . . .	34
Configuring Optional Features for Forwarded Messages . . . . .	36
Including Priority Information in Forwarded Messages . . . . .	36
Adding a Text String to Forwarded Messages . . . . .	37
Using Regular Expressions to Refine the Set of Forwarded Messages . . . . .	37
Directing Messages to a Remote Destination from the Routing Matrix Based on the TX Matrix Router . . . . .	37
Configuring System Logging Differently on Each T640 Router in a Routing Matrix . . . . .	38
Configuring System Logging for a TX Matrix Plus Router . . . . .	40
Configuring Message Forwarding to the TX Matrix Plus Router . . . . .	41
Impact of Different Local and Forwarded Severity Levels on System Log Messages on a TX Matrix Plus Router . . . . .	43
Messages Logged When the Local and Forwarded Severity Levels Are the Same . . . . .	43
Messages Logged When the Local Severity Level Is Lower . . . . .	43
Messages Logged When the Local Severity Level Is Higher . . . . .	44
Configuring Optional Features for Forwarded Messages on a TX Matrix Plus Router . . . . .	45
Including Priority Information in Forwarded Messages . . . . .	45
Adding a Text String to Forwarded Messages . . . . .	46
Using Regular Expressions to Refine the Set of Forwarded Messages . . . . .	46
Directing Messages to a Remote Destination from the Routing Matrix Based on a TX Matrix Plus Router . . . . .	46
Configuring System Logging Differently on Each T1600 Router in a Routing Matrix . . . . .	47
Displaying and Interpreting System Log Messages . . . . .	49
Displaying a Log File from a Single-Chassis System . . . . .	49
Displaying a Log File from a Routing Matrix . . . . .	49
Interpreting System Log Messages . . . . .	50
Interpreting Messages Generated in Structured-Data Format . . . . .	50
Interpreting Messages Generated in Standard Format by a Junos Process or Library . . . . .	55

	Interpreting Messages Generated in Standard Format by Services on a PIC . . . . .	56
	Format of the message-source Field . . . . .	57
	The message-source Field on a Single-Chassis System . . . . .	57
	The message-source Field on a TX Matrix Platform . . . . .	57
	Examples: Displaying a Log File . . . . .	59
	Getting Help About System Log Messages . . . . .	59
	Displaying and Interpreting System Log Message Descriptions . . . . .	60
	Examples: Displaying System Log Message Descriptions . . . . .	62
<b>Part 2</b>	<b>System Log Messages</b>	
<b>Chapter 2</b>	<b>ACCT System Log Messages . . . . .</b>	<b>69</b>
	ACCT_ACCOUNTING_FERROR . . . . .	69
	ACCT_ACCOUNTING_FOPEN_ERROR . . . . .	69
	ACCT_ACCOUNTING_SMALL_FILE_SIZE . . . . .	69
	ACCT_BAD_RECORD_FORMAT . . . . .	69
	ACCT_CU_RTSLIB_ERROR . . . . .	70
	ACCT_FORK_ERR . . . . .	70
	ACCT_FORK_LIMIT_EXCEEDED . . . . .	70
	ACCT_GETHOSTNAME_ERROR . . . . .	70
	ACCT_MALLOC_FAILURE . . . . .	71
	ACCT_UNDEFINED_COUNTER_NAME . . . . .	71
	ACCT_XFER_FAILED . . . . .	71
	ACCT_XFER_POPEN_FAIL . . . . .	71
<b>Chapter 3</b>	<b>ALARMD System Log Messages . . . . .</b>	<b>73</b>
	ALARMD_CONFIG_ACCESS_ERROR . . . . .	73
	ALARMD_CONFIG_CLOSE_ERROR . . . . .	73
	ALARMD_CONFIG_PARSE_ERROR . . . . .	73
	ALARMD_CONFIG_RECONFIG_ERROR . . . . .	74
	ALARMD_CONNECTION_FAILURE . . . . .	74
	ALARMD_DECODE_ALARM_OBJECT_ERROR . . . . .	74
	ALARMD_EXISTS . . . . .	74
	ALARMD_EXISTS_TERM_OTHER . . . . .	75
	ALARMD_IFDALARM_TYPE_ERROR . . . . .	75
	ALARMD_IFDEV_RTSLIB_FAILURE . . . . .	75
	ALARMD_IPC_MSG_ERROR . . . . .	75
	ALARMD_IPC_MSG_WRITE_ERROR . . . . .	76
	ALARMD_IPC_UNEXPECTED_CONN . . . . .	76
	ALARMD_IPC_UNEXPECTED_MSG . . . . .	76
	ALARMD_MEM_ALLOC_FAILURE . . . . .	76
	ALARMD_MGR_CONNECT . . . . .	77
	ALARMD_MULTIPLE_ALARM_BIT_ERROR . . . . .	77
	ALARMD_PIDFILE_OPEN . . . . .	77
	ALARMD_PIPE_WRITE_ERROR . . . . .	77
	ALARMD_SOCKET_CREATE . . . . .	78
	ALARMD_UNEXPECTED_EXIT . . . . .	78

<b>Chapter 4</b>	<b>ANALYZER System Log Messages</b> . . . . .	<b>79</b>
	ANALYZER_INPUT_INTERFACES_LIMIT . . . . .	79
<b>Chapter 5</b>	<b>ANCPD System Log Messages</b> . . . . .	<b>81</b>
	ANCPD_COMMAND_OPTIONS . . . . .	81
<b>Chapter 6</b>	<b>APPID System Log Messages</b> . . . . .	<b>83</b>
	APPID_SIGNATURE_LICENSE_EXPIRED . . . . .	83
<b>Chapter 7</b>	<b>APPIDD System Log Messages</b> . . . . .	<b>85</b>
	APPIDD_APPPACK_DOWNLOAD_RESULT . . . . .	85
	APPIDD_APPPACK_INSTALL_RESULT . . . . .	85
	APPIDD_APPPACK_UNINSTALL_RESULT . . . . .	85
	APPIDD_DAEMON_INIT_FAILED . . . . .	85
	APPIDD_INTERNAL_ERROR . . . . .	86
	APPIDD_SCHEDULED_UPDATE_FAILED . . . . .	86
<b>Chapter 8</b>	<b>APPTRACK System Log Messages</b> . . . . .	<b>87</b>
	APPTRACK_SESSION_APP_UPDATE . . . . .	87
	APPTRACK_SESSION_APP_UPDATE_LS . . . . .	87
	APPTRACK_SESSION_CLOSE . . . . .	88
	APPTRACK_SESSION_CLOSE_LS . . . . .	88
	APPTRACK_SESSION_CREATE . . . . .	88
	APPTRACK_SESSION_CREATE_LS . . . . .	89
	APPTRACK_SESSION_VOL_UPDATE . . . . .	89
	APPTRACK_SESSION_VOL_UPDATE_LS . . . . .	89
<b>Chapter 9</b>	<b>ASP System Log Messages</b> . . . . .	<b>91</b>
	ASP_COS_RULE_MATCH . . . . .	91
	ASP_IDS_HOST_RATE . . . . .	91
	ASP_IDS_HOST_RATE_APP . . . . .	92
	ASP_IDS_INV_CLEAR_QUERY . . . . .	92
	ASP_IDS_INV_CLEAR_QUERY_VER . . . . .	92
	ASP_IDS_INV_SHOW_QUERY . . . . .	92
	ASP_IDS_INV_SHOW_QUERY_VER . . . . .	93
	ASP_IDS_LIMIT_FLOW_RATE_BY_DEST . . . . .	93
	ASP_IDS_LIMIT_FLOW_RATE_BY_PAIR . . . . .	93
	ASP_IDS_LIMIT_FLOW_RATE_BY_SRC . . . . .	94
	ASP_IDS_LIMIT_OPEN_FLOWS_BY_DEST . . . . .	94
	ASP_IDS_LIMIT_OPEN_FLOWS_BY_PAIR . . . . .	95
	ASP_IDS_LIMIT_OPEN_FLOWS_BY_SRC . . . . .	95
	ASP_IDS_LIMIT_PKT_RATE_BY_DEST . . . . .	95
	ASP_IDS_LIMIT_PKT_RATE_BY_PAIR . . . . .	96
	ASP_IDS_LIMIT_PKT_RATE_BY_SRC . . . . .	96
	ASP_IDS_NO_MEM_SHOW_CMD . . . . .	96
	ASP_IDS_NULL_CLEAR_QUERY . . . . .	97
	ASP_IDS_NULL_SHOW_QUERY . . . . .	97
	ASP_IDS_RULE_MATCH . . . . .	97
	ASP_IDS_SYN_COOKIE_OFF . . . . .	97
	ASP_IDS_SYN_COOKIE_ON . . . . .	98
	ASP_IDS_TCP_SYN_ATTACK . . . . .	98

ASP_L2TP_MESSAGE_INCOMPLETE .....	99
ASP_L2TP_NO_MEM .....	99
ASP_L2TP_OBJ_CAC_FAIL .....	99
ASP_L2TP_STATS_BULK_QUERY_FAILED .....	99
ASP_L2TP_STATS_VERSION_INVALID .....	100
ASP_L2TP_TUN_GRP_ADD_FAIL_ALLOC .....	100
ASP_L2TP_TUN_GRP_ADD_FAIL_EXISTS .....	100
ASP_L2TP_TUN_GRP_CHG_FAIL_ALLOC .....	100
ASP_L2TP_TUN_GRP_CHG_FAIL_INVLD .....	100
ASP_L2TP_TUN_GRP_DEL_FAIL_INVLD .....	101
ASP_NAT_OUTOF_ADDRESSES .....	101
ASP_NAT_OUTOF_PORTS .....	101
ASP_NAT_POOL_RELEASE .....	101
ASP_NAT_PORT_BLOCK_ALLOC .....	102
ASP_NAT_PORT_BLOCK_RELEASE .....	102
ASP_NAT_RULE_MATCH .....	102
ASP_PGCP_IPC_MSG_WRITE_FAILED .....	102
ASP_PGCP_IPC_PIPE_WRITE_FAILED .....	103
ASP_SFW_ALG_LEVEL_ADJUSTED .....	103
ASP_SFW_ALG_PROMOTION_FAILED .....	103
ASP_SFW_APP_MSG_TOO_LONG .....	104
ASP_SFW_CHANGE_INACTIVITY_TIMER .....	104
ASP_SFW_CREATE_ACCEPT_FLOW .....	104
ASP_SFW_CREATE_DISCARD_FLOW .....	105
ASP_SFW_CREATE_REJECT_FLOW .....	105
ASP_SFW_DELETE_FLOW .....	105
ASP_SFW_FTP_ACTIVE_ACCEPT .....	106
ASP_SFW_FTP_PASSIVE_ACCEPT .....	106
ASP_SFW_ICMP_ERROR_DROP .....	107
ASP_SFW_ICMP_HEADER_LEN_ERROR .....	107
ASP_SFW_ICMP_PACKET_ERROR_LENGTH .....	107
ASP_SFW_IP_FRAG_ASSEMBLY_TIMEOUT .....	108
ASP_SFW_IP_FRAG_OVERLAP .....	108
ASP_SFW_IP_OPTION_DROP_PACKET .....	108
ASP_SFW_IP_PACKET_CHECKSUM_ERROR .....	109
ASP_SFW_IP_PACKET_DST_BAD .....	109
ASP_SFW_IP_PACKET_FRAG_LEN_INV .....	109
ASP_SFW_IP_PACKET_INCORRECT_LEN .....	110
ASP_SFW_IP_PACKET_LAND_ATTACK .....	110
ASP_SFW_IP_PACKET_NOT_VERSION_4 .....	110
ASP_SFW_IP_PACKET_PROTOCOL_ERROR .....	111
ASP_SFW_IP_PACKET_SRC_BAD .....	111
ASP_SFW_IP_PACKET_TOO_LONG .....	111
ASP_SFW_IP_PACKET_TOO_SHORT .....	112
ASP_SFW_IP_PACKET_TTL_ERROR .....	112
ASP_SFW_NEW_POLICY .....	112
ASP_SFW_NO_IP_PACKET .....	112
ASP_SFW_NO_POLICY .....	113
ASP_SFW_NO_RULE_DROP .....	113

	ASP_SFW_PING_DUPLICATED_SEQNO .....	113
	ASP_SFW_PING_MISMATCHED_SEQNO .....	114
	ASP_SFW_PING_OUTOF_SEQNO_CACHE .....	114
	ASP_SFW_POLICY_REJECT .....	114
	ASP_SFW_RULE_ACCEPT .....	115
	ASP_SFW_RULE_DISCARD .....	115
	ASP_SFW_RULE_REJECT .....	115
	ASP_SFW_SYN_DEFENSE .....	116
	ASP_SFW_TCP_BAD_SYN_COOKIE_RESP .....	116
	ASP_SFW_TCP_FLAGS_ERROR .....	117
	ASP_SFW_TCP_HEADER_LEN_ERROR .....	117
	ASP_SFW_TCP_NON_SYN_FIRST_PACKET .....	117
	ASP_SFW_TCP_PORT_ZERO .....	118
	ASP_SFW_TCP_RECONSTRUCT_DROP .....	118
	ASP_SFW_TCP_SCAN .....	118
	ASP_SFW_TCP_SEQNO_AND_FLAGS_ZERO .....	119
	ASP_SFW_TCP_SEQNO_ZERO_FLAGS_SET .....	119
	ASP_SFW_UDP_HEADER_LEN_ERROR .....	119
	ASP_SFW_UDP_PORT_ZERO .....	120
	ASP_SFW_UDP_SCAN .....	120
	ASP_SFW_VERY_BAD_PACKET .....	120
	ASP_SVC_SET_MAX_FLOWS_EXCEEDED .....	121
<b>Chapter 10</b>	<b>AUDITD System Log Messages .....</b>	<b>123</b>
	AUDITD_RADIUS_AV_ERROR .....	123
	AUDITD_RADIUS_OPEN_FAILED .....	123
	AUDITD_RADIUS_REQ_CREATE_FAILED .....	123
	AUDITD_RADIUS_REQ_DROPPED .....	124
	AUDITD_RADIUS_REQ_SEND_ERROR .....	124
	AUDITD_RADIUS_REQ_TIMED_OUT .....	124
	AUDITD_RADIUS_SERVER_ADD_ERROR .....	125
	AUDITD_SOCKET_FAILURE .....	125
<b>Chapter 11</b>	<b>AUTHD System Log Messages .....</b>	<b>127</b>
	AUTHD_AUTH_CREATE_FAILED .....	127
	AUTHD_RADIUS_GETHOSTNAME_FAILED .....	127
	AUTHD_SERVER_INIT_BIND_FAIL .....	127
	AUTHD_SERVER_INIT_LISTEN_FAIL .....	128
<b>Chapter 12</b>	<b>AUTOCONFD System Log Messages .....</b>	<b>129</b>
	AUTOCONFD_AUTHENTICATE_LICENSE .....	129
<b>Chapter 13</b>	<b>AUTOD System Log Messages .....</b>	<b>131</b>
	AUTOD_BIND_FAILURE .....	131
	AUTOD_HOSTNAME_EXPANSION_FAILURE .....	131
	AUTOD_RECV_FAILURE .....	131
	AUTOD_RES_MKQUERY_FAILURE .....	132
	AUTOD_SEND_FAILURE .....	132
	AUTOD_SOCKET_CREATE_FAILURE .....	132



<b>Chapter 14</b>	<b>AV System Log Messages . . . . .</b>	<b>133</b>
	AV_PATTERN_GET_FAILED . . . . .	133
	AV_PATTERN_KEY_EXPIRED . . . . .	133
	AV_PATTERN_KL_CHECK_FAILED . . . . .	133
	AV_PATTERN_TOO_BIG . . . . .	134
	AV_PATTERN_UPDATED . . . . .	134
	AV_PATTERN_WRITE_FS_FAILED . . . . .	134
	AV_SCANNER_READY . . . . .	135
<b>Chapter 15</b>	<b>BFDD System Log Messages . . . . .</b>	<b>137</b>
	BFDD_MIRROR_ERROR . . . . .	137
	BFDD_MIRROR_VERSION_MISMATCH . . . . .	137
	BFDD_READ_ERROR . . . . .	138
	BFDD_TRAP_MHOP_STATE_DOWN . . . . .	138
	BFDD_TRAP_MHOP_STATE_UP . . . . .	138
	BFDD_TRAP_SHOP_STATE_DOWN . . . . .	138
	BFDD_TRAP_SHOP_STATE_UP . . . . .	139
	BFDD_TRAP_STATE_DOWN . . . . .	139
	BFDD_TRAP_STATE_UP . . . . .	139
	BFDD_WRITE_ERROR . . . . .	139
<b>Chapter 16</b>	<b>BOOTPD System Log Messages . . . . .</b>	<b>141</b>
	BOOTPD_ARG_ERR . . . . .	141
	BOOTPD_BAD_ID . . . . .	141
	BOOTPD_BOOTSTRING . . . . .	141
	BOOTPD_CONFIG_ERR . . . . .	142
	BOOTPD_CONF_OPEN . . . . .	142
	BOOTPD_DUP_PIC_SLOT . . . . .	142
	BOOTPD_DUP_REV . . . . .	143
	BOOTPD_DUP_SLOT . . . . .	143
	BOOTPD_HWDB_ERROR . . . . .	143
	BOOTPD_MODEL_CHK . . . . .	143
	BOOTPD_NEW_CONF . . . . .	144
	BOOTPD_NO_BOOTSTRING . . . . .	144
	BOOTPD_NO_CONFIG . . . . .	144
	BOOTPD_PARSE_ERR . . . . .	145
	BOOTPD_REPARSE . . . . .	145
	BOOTPD_SELECT_ERR . . . . .	145
	BOOTPD_TIMEOUT . . . . .	145
<b>Chapter 17</b>	<b>CFMD System Log Messages . . . . .</b>	<b>147</b>
	CFMD_CCM_DEFECT_CROSS_CONNECT . . . . .	147
	CFMD_CCM_DEFECT_ERROR . . . . .	147
	CFMD_CCM_DEFECT_MAC_STATUS . . . . .	148
	CFMD_CCM_DEFECT_NONE . . . . .	148
	CFMD_CCM_DEFECT_RDI . . . . .	148
	CFMD_CCM_DEFECT_RMEP . . . . .	148
	CFMD_CCM_DEFECT_UNKNOWN . . . . .	149
	CFMD_PPM_READ_ERROR . . . . .	149
	CFMD_PPM_WRITE_ERROR . . . . .	149

<b>Chapter 18</b>	<b>CHASSISD System Log Messages</b>	<b>151</b>
	CHASSISD_ACQUIRE_MASTERSHIP	151
	CHASSISD_ANTICF_PIM_CHECK_FAILED	151
	CHASSISD_ANTICF_RE_CHECK_FAILED	151
	CHASSISD_ANTICF_RE_ROM_READ_FAIL	152
	CHASSISD_ANTICF_RE_SHA_READ_FAIL	152
	CHASSISD_ANTICF_ROM_READ_FAILED	152
	CHASSISD_ANTICF_SHA_READ_FAILED	152
	CHASSISD_ARGUMENT_ERROR	153
	CHASSISD_BLOWERS_SPEED	153
	CHASSISD_BLOWERS_SPEED_FULL	153
	CHASSISD_BLOWERS_SPEED_MEDIUM	153
	CHASSISD_BUS_DEVICE_OPEN_FAILURE	154
	CHASSISD_CB_CLOCK_CHECKSUM	154
	CHASSISD_CB_MASTER_BP_IGNORED	154
	CHASSISD_CB_READ	154
	CHASSISD_CB_RE_ONLINE_BP_IGNORED	155
	CHASSISD_CFEB_POWER_FAILURE	155
	CHASSISD_CLEAR_CONFIG_ERROR	155
	CHASSISD_CLOCK_FAILURE	156
	CHASSISD_CLOCK_NOTICE	156
	CHASSISD_CLOCK_RESET_FAIL	156
	CHASSISD_CMB_READBACK_ERROR	156
	CHASSISD_COMMAND_ACK_ERROR	157
	CHASSISD_COMMAND_ACK_SFM_ERROR	157
	CHASSISD_CONCAT_MODE_ERROR	157
	CHASSISD_CONFIG_ACCESS_ERROR	158
	CHASSISD_CONFIG_CHANGE_IFDEV_DEL	158
	CHASSISD_CONFIG_INIT_ERROR	158
	CHASSISD_CONFIG_WARNING	158
	CHASSISD_DEVICE_OPEN_ERROR	159
	CHASSISD_EXEC_ERROR	159
	CHASSISD_EXISTS	159
	CHASSISD_EXISTS_TERM_OTHER	159
	CHASSISD_FAN_FAILURE	160
	CHASSISD_FASIC_CONFIG_COMPLETE	160
	CHASSISD_FASIC_FTOKEN_ERROR	160
	CHASSISD_FASIC_FTOKEN_INIT_ERROR	160
	CHASSISD_FASIC_HSL_CONFIG_ERROR	161
	CHASSISD_FASIC_HSL_LINK_ERROR	161
	CHASSISD_FASIC_INIT_ERROR	161
	CHASSISD_FASIC_INPUT_DROP	161
	CHASSISD_FASIC_OUTPUT_DROP	162
	CHASSISD_FASIC_PIO_READ_ERROR	162
	CHASSISD_FASIC_PIO_WRITE_ERROR	162
	CHASSISD_FASIC_PLL_ERROR	163
	CHASSISD_FASIC_RESET_ERROR	163
	CHASSISD_FASIC_SRAM_ERROR	163
	CHASSISD_FASIC_VERSION_ERROR	164

CHASSISD_FCHIP_CONFIG_COMPLETE .....	164
CHASSISD_FCHIP_CONFIG_MD_ERROR .....	164
CHASSISD_FCHIP_CONFIG_RATE_ERROR .....	164
CHASSISD_FCHIP_CONFIG_READ_ERROR .....	165
CHASSISD_FCHIP_FTOKEN_ERROR .....	165
CHASSISD_FCHIP_FTOKEN_INIT_ERROR .....	165
CHASSISD_FCHIP_HSR_ERROR .....	165
CHASSISD_FCHIP_HSR_INIT_ERROR .....	166
CHASSISD_FCHIP_HSR_INIT_LINK_ERR .....	166
CHASSISD_FCHIP_HSR_RESET_ERROR .....	166
CHASSISD_FCHIP_HST_ERROR .....	166
CHASSISD_FCHIP_HST_INIT_ERROR .....	167
CHASSISD_FCHIP_HST_INIT_LINK_ERR .....	167
CHASSISD_FCHIP_HST_RESET_ERROR .....	167
CHASSISD_FCHIP_INIT_ERROR .....	167
CHASSISD_FCHIP_LINK_ERROR .....	167
CHASSISD_FCHIP_MONITOR_ERROR .....	168
CHASSISD_FCHIP_PIO_READ_ERROR .....	168
CHASSISD_FCHIP_PIO_WRITE_ERROR .....	168
CHASSISD_FCHIP_POLL_ERROR .....	169
CHASSISD_FCHIP_RATE_ERROR .....	169
CHASSISD_FCHIP_SIB_NOT_STARTED .....	169
CHASSISD_FCHIP_VERSION_ERROR .....	169
CHASSISD_FEB_REVERSION .....	170
CHASSISD_FEB_SWITCHOVER .....	170
CHASSISD_FHSR_READ_REG_ERROR .....	170
CHASSISD_FHSR_WRITE_REG_ERROR .....	170
CHASSISD_FHST_READ_REG_ERROR .....	171
CHASSISD_FHST_WRITE_REG_ERROR .....	171
CHASSISD_FILE_OPEN .....	171
CHASSISD_FILE_STAT .....	171
CHASSISD_FM_ACTION_FPC_OFFLINE .....	172
CHASSISD_FM_ACTION_FPC_ONLINE .....	172
CHASSISD_FM_ACTION_FPC_POWER_OFF .....	172
CHASSISD_FM_ACTION_FPC_RESTART .....	172
CHASSISD_FM_ACTION_PLANE_OFFLINE .....	173
CHASSISD_FM_ACTION_PLANE_ONLINE .....	173
CHASSISD_FM_BAD_STATE .....	173
CHASSISD_FM_DETECT_PLANES_DOWN .....	173
CHASSISD_FM_DETECT_UNREACHABLE .....	174
CHASSISD_FM_ERROR .....	174
CHASSISD_FM_ERROR_CLOS_F13_HSR .....	174
CHASSISD_FM_ERROR_CLOS_F13_HST .....	175
CHASSISD_FM_ERROR_CLOS_F2_HSR .....	175
CHASSISD_FM_ERROR_CLOS_F2_HST .....	176
CHASSISD_FM_ERROR_F13_FB_HSR_TXP .....	176
CHASSISD_FM_ERROR_F13_FB_RX_VC .....	176
CHASSISD_FM_ERROR_F13_FB_TXP .....	177
CHASSISD_FM_ERROR_F13_FB_TX_VC .....	177

CHASSISD_FM_ERROR_FI3_VC_PWR .....	177
CHASSISD_FM_ERROR_SIB_L_FB_HSR .....	178
CHASSISD_FM_ERROR_SIB_L_FB_RX_VC .....	178
CHASSISD_FM_ERROR_SIB_L_FB_SMF .....	178
CHASSISD_FM_ERROR_SIB_L_FB_TXP .....	179
CHASSISD_FM_ERROR_SIB_L_FB_TX_VC .....	179
CHASSISD_FM_ERROR_SIB_L_HSR_PFE .....	179
CHASSISD_FM_ERROR_SIB_L_HSR_TXP .....	180
CHASSISD_FM_ERROR_SIB_L_MISMATCH .....	180
CHASSISD_FM_ERROR_SIB_L_VC_PWR .....	180
CHASSISD_FM_ERROR_SIB_S_FB_HSR .....	181
CHASSISD_FM_ERROR_SIB_S_FB_SMF .....	181
CHASSISD_FM_FABRIC_DEGRADED .....	182
CHASSISD_FM_MEMORY_ERROR .....	182
CHASSISD_FM_SIB_ERROR .....	182
CHASSISD_FM_SIB_FPC_TYPE_ERROR .....	182
CHASSISD_FPC_NOT_FOUND .....	183
CHASSISD_FPC_PIC_DETECT_TIMEOUT .....	183
CHASSISD_FPC_TYPE_SIB_TYPE_ERROR .....	183
CHASSISD_FRU_ALREADY_OFFLINE .....	183
CHASSISD_FRU_ALREADY_ONLINE .....	184
CHASSISD_FRU_EVENT .....	184
CHASSISD_FRU_FIRE_TEMP_CONDITION .....	184
CHASSISD_FRU_HIGH_TEMP_CONDITION .....	184
CHASSISD_FRU_INVALID_SLOT .....	185
CHASSISD_FRU_IO_ERROR .....	185
CHASSISD_FRU_IO_OFFSET_ERROR .....	185
CHASSISD_FRU_IPC_WRITE_ERROR .....	186
CHASSISD_FRU_OFFLINE_FAILED .....	186
CHASSISD_FRU_OFFLINE_NOTICE .....	186
CHASSISD_FRU_OFFLINE_TIMEOUT .....	186
CHASSISD_FRU_ONLINE_TIMEOUT .....	187
CHASSISD_FRU_OVER_TEMP_CONDITION .....	187
CHASSISD_FRU_STEP_ERROR .....	187
CHASSISD_FRU_UNRESPONSIVE .....	187
CHASSISD_FRU_UNRESPONSIVE_RETRY .....	188
CHASSISD_FRU_UNSUPPORTED .....	188
CHASSISD_FRU_VERSION_MISMATCH .....	188
CHASSISD_GASIC_ID_ERROR .....	188
CHASSISD_GBUS_NOT_READY .....	189
CHASSISD_GBUS_READBACK_ERROR .....	189
CHASSISD_GBUS_RESET_EVENT .....	189
CHASSISD_GBUS_SANITY_ERROR .....	190
CHASSISD_GENERIC_ERROR .....	190
CHASSISD_GENERIC_WARNING .....	190
CHASSISD_GETTIMEOFDAY .....	190
CHASSISD_GRES_UNSUPP_PIC .....	191
CHASSISD_HIGH_TEMP_CONDITION .....	191
CHASSISD_HOST_TEMP_READ .....	191

CHASSISD_HSR_CONFIG_READ_ERROR .....	191
CHASSISD_HSR_CONFIG_WRITE_ERROR .....	192
CHASSISD_HSR_ELEMENTS_ERROR .....	192
CHASSISD_HSR_FIFO_ERROR .....	192
CHASSISD_I2CS_READBACK_ERROR .....	192
CHASSISD_I2C_BAD_IDEEPROM_FORMAT .....	193
CHASSISD_I2C_FIC_PRESENCE_READ .....	193
CHASSISD_I2C_GENERIC_ERROR .....	193
CHASSISD_I2C_INVALID_ASSEMBLY_ID .....	193
CHASSISD_I2C_IOCTL_FAILURE .....	194
CHASSISD_I2C_IO_FAILURE .....	194
CHASSISD_I2C_MIDPLANE_CORRUPT .....	194
CHASSISD_I2C_RANGE_ERROR .....	194
CHASSISD_I2C_READ_ERROR .....	195
CHASSISD_I2C_WRITE_ERROR .....	195
CHASSISD_IDEEPROM_READ_ERROR .....	195
CHASSISD_IFDEV_CREATE_FAILURE .....	196
CHASSISD_IFDEV_CREATE_NOTICE .....	196
CHASSISD_IFDEV_DETACH_ALL_PSEUDO .....	196
CHASSISD_IFDEV_DETACH_FPC .....	196
CHASSISD_IFDEV_DETACH_PIC .....	197
CHASSISD_IFDEV_DETACH_PSEUDO .....	197
CHASSISD_IFDEV_DETACH_TLV_ERROR .....	197
CHASSISD_IFDEV_GETBYNAME_NOTICE .....	197
CHASSISD_IFDEV_GET_BY_INDEX_FAIL .....	198
CHASSISD_IFDEV_GET_BY_NAME_FAIL .....	198
CHASSISD_IFDEV_NO_MEMORY .....	198
CHASSISD_IFDEV_RETRY_NOTICE .....	198
CHASSISD_IFDEV_RTSLIB_FAILURE .....	199
CHASSISD_IOCTL_FAILURE .....	199
CHASSISD_IPC_ANNOUNCE_TIMEOUT .....	199
CHASSISD_IPC_CONNECTION_DROPPED .....	200
CHASSISD_IPC_DAEMON_WRITE_ERROR .....	200
CHASSISD_IPC_ERROR .....	200
CHASSISD_IPC_FLUSH_ERROR .....	200
CHASSISD_IPC_MSG_DROPPED .....	201
CHASSISD_IPC_MSG_ERROR .....	201
CHASSISD_IPC_MSG_FRU_NOT_FOUND .....	201
CHASSISD_IPC_MSG_QFULL_ERROR .....	202
CHASSISD_IPC_MSG_UNHANDLED .....	202
CHASSISD_IPC_UNEXPECTED_MSG .....	202
CHASSISD_IPC_UNEXPECTED_RECV .....	202
CHASSISD_IPC_WRITE_ERROR .....	203
CHASSISD_IPC_WRITE_ERR_NO_PIPE .....	203
CHASSISD_IPC_WRITE_ERR_NULL_ARGS .....	203
CHASSISD_ISSU_BLOB_ERROR .....	203
CHASSISD_ISSU_DAEMON_ERROR .....	204
CHASSISD_ISSU_ERROR .....	204
CHASSISD_ISSU_FRU_ERROR .....	204

CHASSISD_ISSU_FRU_IPC_ERROR .....	204
CHASSISD_JTREE_ERROR .....	205
CHASSISD_LCC_RELEASE_MASTERSHIP .....	205
CHASSISD_LOST_MASTERSHIP .....	205
CHASSISD_MAC_ADDRESS_AE_ERROR .....	205
CHASSISD_MAC_ADDRESS_CBP_ERROR .....	206
CHASSISD_MAC_ADDRESS_ERROR .....	206
CHASSISD_MAC_ADDRESS_FABRIC_ERR .....	206
CHASSISD_MAC_ADDRESS_IRB_ERROR .....	206
CHASSISD_MAC_ADDRESS_PIP_ERROR .....	207
CHASSISD_MAC_ADDRESS_PLT_ERROR .....	207
CHASSISD_MAC_ADDRESS_SWFAB_ERR .....	207
CHASSISD_MAC_ADDRESS_VLAN_ERROR .....	207
CHASSISD_MAC_DEFAULT .....	207
CHASSISD_MALLOC_FAILURE .....	208
CHASSISD_MASTER_CG_REMOVED .....	208
CHASSISD_MASTER_PCG_REMOVED .....	208
CHASSISD_MASTER_SCG_REMOVED .....	208
CHASSISD_MBUS_ERROR .....	209
CHASSISD_MCHASSIS_SWITCH_WARNING .....	209
CHASSISD_MCS_INTR_ERROR .....	209
CHASSISD_MGR_CONNECT .....	210
CHASSISD_MIC_OFFLINE_NOTICE .....	210
CHASSISD_MULTILINK_BUNDLES_ERROR .....	210
CHASSISD_NO_CGS .....	210
CHASSISD_NO_PCGS .....	211
CHASSISD_NO_SCGS .....	211
CHASSISD_OFFLINE_NOTICE .....	211
CHASSISD_OID_GEN_FAILED .....	212
CHASSISD_OVER_TEMP_CONDITION .....	212
CHASSISD_OVER_TEMP_SHUTDOWN_TIME .....	212
CHASSISD_PARSE_COMPLETE .....	213
CHASSISD_PCI_ERROR .....	213
CHASSISD_PDU_BREAKER_TRIP .....	213
CHASSISD_PDU_NOT_OK .....	213
CHASSISD_PEER_UNCONNECTED .....	214
CHASSISD_PEM_BREAKER_TRIP .....	214
CHASSISD_PEM_IMPROPER .....	214
CHASSISD_PEM_INPUT_BAD .....	214
CHASSISD_PEM_NOT_SUFFICIENT .....	215
CHASSISD_PEM_OVERLOAD .....	215
CHASSISD_PEM_TEMPERATURE .....	215
CHASSISD_PEM_VOLTAGE .....	216
CHASSISD_PIC_CMD_GIVEUP .....	216
CHASSISD_PIC_CMD_TIMEOUT .....	216
CHASSISD_PIC_CONFIG_CONFLICT .....	216
CHASSISD_PIC_CONFIG_ERROR .....	217
CHASSISD_PIC_HWERROR .....	217
CHASSISD_PIC_OFFLINE_NOTICE .....	217

CHASSISD_PIC_OID_GEN_FAILED .....	217
CHASSISD_PIC_OID_UNKNOWN .....	218
CHASSISD_PIC_PORT_ERROR .....	218
CHASSISD_PIC_RESET_ON_SWITCHOVER .....	218
CHASSISD_PIC_SPEED_INVALID .....	219
CHASSISD_PIC_VERSION_ERROR .....	219
CHASSISD_PIDFILE_OPEN .....	219
CHASSISD_PIPE_WRITE_ERROR .....	219
CHASSISD_POWER_CHECK .....	220
CHASSISD_POWER_EVENT .....	220
CHASSISD_POWER_ON_CHECK_FAILURE .....	220
CHASSISD_POWER_RATINGS_EXCEEDED .....	221
CHASSISD_PSD_RELEASE_MASTERSHIP .....	221
CHASSISD_PSM_NOT_OK .....	221
CHASSISD_PSU_ERROR .....	221
CHASSISD_PSU_FAN_FAIL .....	222
CHASSISD_PSU_INPUT_BAD .....	222
CHASSISD_PSU_OVERLOAD .....	222
CHASSISD_PSU_TEMPERATURE .....	222
CHASSISD_PSU_VOLTAGE .....	223
CHASSISD_RANGE_CHECK .....	223
CHASSISD_RECONNECT_SUCCESSFUL .....	223
CHASSISD_RELEASE_MASTERSHIP .....	224
CHASSISD_RE_CONSOLE_FE_STORM .....	224
CHASSISD_RE_INIT_INVALID_RE_SLOT .....	224
CHASSISD_RE_OVER_TEMP_CONDITION .....	224
CHASSISD_RE_OVER_TEMP_SHUTDOWN .....	225
CHASSISD_RE_OVER_TEMP_WARNING .....	225
CHASSISD_RE_WARM_TEMP_CONDITION .....	225
CHASSISD_ROOT_MOUNT_ERROR .....	226
CHASSISD_RTS_SEQ_ERROR .....	226
CHASSISD_SBOARD_VERSION_MISMATCH .....	226
CHASSISD_SENSOR_RANGE_NOTICE .....	226
CHASSISD_SERIAL_ID .....	227
CHASSISD_SFM_MODE_ERROR .....	227
CHASSISD_SFM_NOT_ONLINE .....	227
CHASSISD_SHUTDOWN_NOTICE .....	228
CHASSISD_SIB_INVALID_SLOT .....	228
CHASSISD_SIGPIPE .....	228
CHASSISD_SMB_ERROR .....	228
CHASSISD_SMB_INVALID_PS .....	229
CHASSISD_SMB_IOCTL_FAILURE .....	229
CHASSISD_SMB_READ_FAILURE .....	229
CHASSISD_SNMP_TRAP1 .....	229
CHASSISD_SNMP_TRAP10 .....	230
CHASSISD_SNMP_TRAP6 .....	230
CHASSISD_SNMP_TRAP7 .....	230
CHASSISD_SPI_IOCTL_FAILURE .....	230
CHASSISD_SPMB_RESTART .....	231

	CHASSISD_SPMB_RESTART_TIMEOUT .....	231
	CHASSISD_SSB_FAILOVERS .....	231
	CHASSISD_STANDALONE_FPC_NOTICE .....	231
	CHASSISD_SYSCTL_ERROR .....	232
	CHASSISD_TEMP_HOT_NOTICE .....	232
	CHASSISD_TEMP_SENSOR_FAILURE .....	232
	CHASSISD_TERM_SIGNAL .....	232
	CHASSISD_TIMER_CLR_ERR .....	233
	CHASSISD_TIMER_ERR .....	233
	CHASSISD_TIMER_VAL_ERR .....	233
	CHASSISD_UNEXPECTED_EXIT .....	233
	CHASSISD_UNEXPECTED_VALUE .....	234
	CHASSISD_UNSUPPORTED_FPC .....	234
	CHASSISD_UNSUPPORTED_MODEL .....	234
	CHASSISD_UNSUPPORTED_PIC .....	235
	CHASSISD_UNSUPPORTED_PIC_MODE .....	235
	CHASSISD_UNSUPPORTED_SIB .....	235
	CHASSISD_VCHASSIS_CONVERT_ERROR .....	235
	CHASSISD_VCHASSIS_LICENSE_ERROR .....	236
	CHASSISD_VERSION_MISMATCH .....	236
	CHASSISD_VOLTAGE_READ_FAILED .....	236
	CHASSISD_VOLTAGE_SENSOR_INIT .....	237
	CHASSISD_VSERIES_LICENSE_ERROR .....	237
	CHASSISD_ZONE_BLOWERS_SPEED .....	237
	CHASSISD_ZONE_BLOWERS_SPEED_FULL .....	237
<b>Chapter 19</b>	<b>CHASSISM System Log Messages .....</b>	<b>239</b>
	CHASSISM_SYSTEM .....	239
<b>Chapter 20</b>	<b>COSD System Log Messages .....</b>	<b>241</b>
	COSD_AGGR_CONFIG_INVALID .....	241
	COSD_CHASSIS_SCHED_MAP_INVALID .....	241
	COSD_CLASSIFIER_NO_SUPPORT_LSI .....	242
	COSD_CLASS_8021P_UNSUPPORTED .....	242
	COSD_CONF_OPEN_FAILURE .....	242
	COSD_DB_OPEN_FAILED .....	243
	COSD_EXACT_RATE_UNSUPP_INTERFACE .....	243
	COSD_EXACT_RATE_UNSUPP_SESSION .....	243
	COSD_FRAGMENTATION_MAP_CONFLICT .....	244
	COSD_HIGH_PRIO_QUEUES_INTERFACE .....	244
	COSD_HIGH_PRIO_QUEUES_SESSION .....	245
	COSD_IFD_OUTPUT_SHAPING_RATE_ERR .....	245
	COSD_IFD_SHAPER_ERR .....	245
	COSD_INTERFACE_NO_MEDIA .....	246
	COSD_L2TP_COS_NOT_CONFIGURED .....	246
	COSD_L2TP_COS_NOT_SUPPORTED .....	246
	COSD_L2TP_SHAPING_NOT_CONFIGURED .....	247
	COSD_LARGE_DELAY_BUFFER_INVALID .....	247
	COSD_MALLOC_FAILED .....	247
	COSD_MPLS_DSCP_CLASS_NO_SUPPORT .....	248



	COSD_MULTILINK_CLASS_CONFLICT .....	248
	COSD_NULL_INPUT_ARGUMENT .....	248
	COSD_OUT_OF_DEDICATED_QUEUES .....	249
	COSD_RATE_LIMIT_INVALID .....	249
	COSD_RATE_LIMIT_NOT_SUPPORTED .....	249
	COSD_REWRITE_RULE_LIMIT_EXCEEDED .....	250
	COSD_RL_IFL_NEEDS_SHAPING .....	250
	COSD_SCHEDULER_MAP_CONFLICT .....	250
	COSD_SCHED_AVG_CONST_UNSUPPORTED .....	251
	COSD_SCHED_MAP_GROUP_CONFLICT .....	251
	COSD_SHAPER_GROUP_CONFLICT .....	251
	COSD_STREAM_IFD_CREATE_FAILURE .....	252
	COSD_TIMER_ERROR .....	252
	COSD_TRICOLOR_ALWAYS_ON .....	252
	COSD_TRICOLOR_NOT_SUPPORTED .....	253
	COSD_TX_QUEUE_RATES_TOO_HIGH .....	253
	COSD_UNKNOWN_CLASSIFIER .....	253
	COSD_UNKNOWN_REWRITE .....	254
	COSD_UNKNOWN_TRANSLATION_TABLE .....	254
<b>Chapter 21</b>	<b>DCBX System Log Messages .....</b>	<b>255</b>
	DCBX_PFC_DISABLED .....	255
	DCBX_PFC_ENABLED .....	255
	DCBX_VERSION .....	255
<b>Chapter 22</b>	<b>DCD System Log Messages .....</b>	<b>257</b>
	DCD_AE_CONFIG_WARNING .....	257
	DCD_GRE_CONFIG_INVALID .....	257
	DCD_MALLOC_FAILED_INIT .....	257
	DCD_PARSE_CFG_WARNING .....	258
	DCD_PARSE_EMERGENCY .....	258
	DCD_PARSE_ERROR_CLOCK .....	258
	DCD_PARSE_ERROR_HIER_SCHEDULER .....	259
	DCD_PARSE_ERROR_IFLSET .....	259
	DCD_PARSE_ERROR_MAX_HIER_LEVELS .....	259
	DCD_PARSE_ERROR_SCHEDULER .....	260
	DCD_PARSE_ERROR_SCHEDULER_LIMIT .....	260
	DCD_PARSE_ERROR_VLAN_TAGGING .....	260
	DCD_PARSE_MINI_EMERGENCY .....	260
	DCD_PARSE_STATE_EMERGENCY .....	261
	DCD_PARSE_WARN_INCOMPATIBLE_CFG .....	261
<b>Chapter 23</b>	<b>DDOS System Log Messages .....</b>	<b>263</b>
	DDOS_PROTOCOL_VIOLATION_CLEAR .....	263
	DDOS_PROTOCOL_VIOLATION_SET .....	263
	DDOS_RTsock_FAILURE .....	263
<b>Chapter 24</b>	<b>DFCD System Log Messages .....</b>	<b>265</b>
	DFCD_FTAP_PIC_UNSUPPORTED .....	265
	DFCD_GENCFG_MALLOC_FAILED .....	265

	DFCD_GENCFG_WRITE_FAILED .....	265
	DFCD_LINH_MALLOC_FAILED .....	266
	DFCD_LI_NEXT_HOP_ADD_FAILED .....	266
	DFCD_NEXT_HOP_ADD_FAILED .....	266
	DFCD_NEXT_HOP_DELETE_FAILED .....	266
	DFCD_SAMPLE_CLASS_ADD_FAILED .....	267
	DFCD_SAMPLE_CLASS_DELETE_FAILED .....	267
<b>Chapter 25</b>	<b>DFWD System Log Messages .....</b>	<b>269</b>
	DFWD_MALLOC_FAILED_INIT .....	269
	DFWD_PARSE_FILTER_EMERGENCY .....	269
	DFWD_PARSE_STATE_EMERGENCY .....	269
	DFWD_POLICER_LIMIT_EXCEEDED .....	270
<b>Chapter 26</b>	<b>DHCPD System Log Messages .....</b>	<b>271</b>
	DHCPD_BIND_FAILURE .....	271
	DHCPD_DEGRADED_MODE .....	271
	DHCPD_MEMORY_ALLOCATION_FAILURE .....	271
	DHCPD_OVERLAY_CONFIG_FAILURE .....	272
	DHCPD_OVERLAY_PARSE_FAILURE .....	272
	DHCPD_RECVMSG_FAILURE .....	272
	DHCPD_RTsock_FAILURE .....	273
	DHCPD_SENDMSG_FAILURE .....	273
	DHCPD_SENDMSG_NOINT_FAILURE .....	273
	DHCPD_SETSOCKOPT_FAILURE .....	274
	DHCPD_SOCKET_FAILURE .....	274
<b>Chapter 27</b>	<b>DOTIXD System Log Messages .....</b>	<b>275</b>
	DOTIXD_AUTH_SESSION_DELETED .....	275
	DOTIXD_RCVD_EAPLOGOF_ATHNTCTNG .....	275
	DOTIXD_RCVD_EAPLOGOF_ATHNTICTD .....	275
	DOTIXD_RCVD_EAPLOGOF_CONNECTNG .....	276
	DOTIXD_USR_ACCESS_DENIED .....	276
	DOTIXD_USR_ATHNTICTD_GST_VLAN .....	276
	DOTIXD_USR_AUTHENTICATED .....	276
	DOTIXD_USR_OFF_DUE_TO_MAC_AGNG .....	276
	DOTIXD_USR_ON_SRVR_FAIL_VLAN .....	277
	DOTIXD_USR_ON_SRVR_REJECT_VLAN .....	277
	DOTIXD_USR_SESSION_DISCONNECTED .....	277
	DOTIXD_USR_SESSION_HELD .....	277
	DOTIXD_USR_UNATHNTCTD_CLI_CLRD .....	278
<b>Chapter 28</b>	<b>DYNAMIC System Log Messages .....</b>	<b>279</b>
	DYNAMIC_VPN_AUTH_CONNECT_FAIL .....	279
	DYNAMIC_VPN_AUTH_FAIL .....	279
	DYNAMIC_VPN_AUTH_INVALID .....	279
	DYNAMIC_VPN_AUTH_MUL_CONN .....	280
	DYNAMIC_VPN_AUTH_NO_CONFIG .....	280
	DYNAMIC_VPN_AUTH_NO_LICENSE .....	280
	DYNAMIC_VPN_AUTH_OK .....	280

	DYNAMIC_VPN_CLIENT_CONFIG_WRITE .....	280
	DYNAMIC_VPN_CONN_DEL_NOTIFY .....	281
	DYNAMIC_VPN_CONN_DEL_REQUEST .....	281
	DYNAMIC_VPN_CONN_EST_NOTIFY .....	281
	DYNAMIC_VPN_INIT_SUCCESSFUL .....	281
	DYNAMIC_VPN_LICENSE_ASSIGNED .....	282
	DYNAMIC_VPN_LICENSE_CHECK_FAILED .....	282
	DYNAMIC_VPN_LICENSE_CHECK_OK .....	282
	DYNAMIC_VPN_LICENSE_EXHAUSTED .....	282
	DYNAMIC_VPN_LICENSE_FREED .....	282
	DYNAMIC_VPN_LICENSE_FREE_FAILED .....	283
	DYNAMIC_VPN_LICENSE_FREE_OK .....	283
	DYNAMIC_VPN_LICENSE_GET_FAILED .....	283
	DYNAMIC_VPN_LICENSE_GET_OK .....	283
	DYNAMIC_VPN_LICENSE_INSTALLED .....	283
	DYNAMIC_VPN_LICENSE_REQUIRED .....	284
	DYNAMIC_VPN_LICENSE_UNINSTALLED .....	284
<b>Chapter 29</b>	<b>ESWD System Log Messages .....</b>	<b>285</b>
	ESWD_BPDU_BLOCK_ERROR_DISABLED .....	285
	ESWD_BPDU_BLOCK_ERROR_ENABLED .....	285
	ESWD_DAI_FAILED .....	285
	ESWD_DHCP_UNTRUSTED .....	286
	ESWD_INVALID_MAC_ADDRESS .....	286
	ESWD_LEARNT_FDB_MEMORY_ERROR .....	286
	ESWD_MAC_LIMIT_ALERT .....	286
	ESWD_MAC_LIMIT_BLOCK .....	287
	ESWD_MAC_LIMIT_DROP .....	287
	ESWD_MAC_LIMIT_EXCEEDED .....	287
	ESWD_MAC_MOVE_LIMIT_BLOCK .....	287
	ESWD_MAC_MOVE_LIMIT_DROP .....	288
	ESWD_MAC_MOVE_LIMIT_EXCEEDED .....	288
	ESWD_MIRROR_ERROR .....	288
	ESWD_MIRROR_VERSION_MISMATCH .....	289
	ESWD_MODULE_SHUTDOWN_FAILURE .....	289
	ESWD_OUT_OF_LOW_MEMORY .....	289
	ESWD_PPM_READ_ERROR .....	290
	ESWD_PPM_WRITE_ERROR .....	290
	ESWD_STATIC_FDB_MEMORY_WARNING .....	290
	ESWD_STP_BASE_MAC_ERROR .....	290
	ESWD_STP_LOOP_PROTECT_CLEARED .....	291
	ESWD_STP_LOOP_PROTECT_IN_EFFECT .....	291
	ESWD_STP_ROOT_PROTECT_CLEARED .....	291
	ESWD_STP_ROOT_PROTECT_IN_EFFECT .....	291
	ESWD_STP_STATE_CHANGE_INFO .....	291
	ESWD_ST_CTL_BW_INFO .....	292
	ESWD_ST_CTL_ERROR_DISABLED .....	292
	ESWD_ST_CTL_ERROR_ENABLED .....	292
	ESWD_ST_CTL_ERROR_IN_EFFECT .....	292

	ESWD_ST_CTL_INFO .....	292
	ESWD_VLAN_MAC_LIMIT_EXCEEDED .....	293
<b>Chapter 30</b>	<b>EVENTD System Log Messages .....</b>	<b>295</b>
	EVENTD_ACK_FAILED .....	295
	EVENTD_ALARM_CLEAR .....	295
	EVENTD_ALARM_FILE .....	295
	EVENTD_AUDIT_DISABLED .....	296
	EVENTD_AUDIT_ENABLED .....	296
	EVENTD_AUDIT_SHOW .....	296
	EVENTD_COMMAND_SUBSTITUTE_ERROR .....	296
	EVENTD_CONFIG_CHANGE_FAILED .....	297
	EVENTD_CONFIG_CHANGE_SUCCESS .....	297
	EVENTD_ESCRIPT_EXECUTION .....	297
	EVENTD_ESCRIPT_NOT_CONFIGURED .....	297
	EVENTD_EVENT_SEND_FAILED .....	297
	EVENTD_FORK_ERR .....	298
	EVENTD_PIPE_CREATION_FAILED .....	298
	EVENTD_POLICY_ACTION_FAILED .....	298
	EVENTD_POLICY_LIMIT_EXCEEDED .....	299
	EVENTD_POLICY_UPLOAD_FAILED .....	299
	EVENTD_POOPEN_FAIL .....	299
	EVENTD_READ_ERROR .....	299
	EVENTD_REGEX_INVALID .....	299
	EVENTD_REG_VERSION_MISMATCH .....	300
	EVENTD_ROTATE_COMMAND_FAILED .....	300
	EVENTD_ROTATE_FORK_EXCEEDED .....	300
	EVENTD_ROTATE_FORK_FAILED .....	300
	EVENTD_SCRIPT_CHECKSUM_MISMATCH .....	301
	EVENTD_SECURITY_LOG_CLEAR .....	301
	EVENTD_SET_PROCESS_PRIV_FAILED .....	301
	EVENTD_SET_TIMER_FAILED .....	301
	EVENTD_SYSLOG_FWD_FAILED .....	302
	EVENTD_TEST_ALARM .....	302
	EVENTD_TRANSFER_COMMAND_FAILED .....	302
	EVENTD_TRANSFER_FORK_EXCEEDED .....	302
	EVENTD_TRANSFER_FORK_FAILED .....	302
	EVENTD_VERSION_MISMATCH .....	303
	EVENTD_XML_FILENAME_INVALID .....	303
<b>Chapter 31</b>	<b>FABOAMD System Log Messages .....</b>	<b>305</b>
	FABOAMD_DEBUGGING .....	305
	FABOAMD_TASK_SOCKET_ERR .....	305
<b>Chapter 32</b>	<b>FC System Log Messages .....</b>	<b>307</b>
	FC_FABRIC_CREATED .....	307
	FC_FABRIC_DELETED .....	307
	FC_FABRIC_WWN_ASSIGNED .....	307
	FC_FABRIC_WWN_CLEARED .....	307
	FC_FLOGI_VN_PORT_LOGIN_FAILED .....	308

	FC_LOGICAL_INTERFACE_CREATED .....	308
	FC_LOGICAL_INTERFACE_DELETED .....	308
	FC_LOGICAL_INTERFACE_ISOLATED .....	308
	FC_PROXY_NP_PORT_LB_ADDED .....	309
	FC_PROXY_NP_PORT_LB_REMOVED .....	309
	FC_PROXY_NP_PORT_LOGIN_ABORTED .....	309
	FC_PROXY_NP_PORT_LOGIN_FAILED .....	309
	FC_PROXY_NP_PORT_LOGOUT .....	310
	FC_PROXY_NP_PORT_NPIV_FAILED .....	310
	FC_PROXY_NP_PORT_OFFLINE .....	310
	FC_PROXY_NP_PORT_ONLINE .....	310
	FC_PROXY_VN_PORT_LOGIN_ABORTED .....	310
	FC_PROXY_VN_PORT_LOGIN_FAILED .....	311
<b>Chapter 33</b>	<b>FCOE System Log Messages .....</b>	<b>313</b>
	FCOE_LOGICAL_INTERFACE_CREATED .....	313
	FCOE_LOGICAL_INTERFACE_DELETED .....	313
	FCOE_LOGICAL_INTERFACE_ISOLATED .....	313
<b>Chapter 34</b>	<b>FIP System Log Messages .....</b>	<b>315</b>
	FIP_ENODE_CLEARED .....	315
	FIP_ENODE_FKA_TIMER_EXPIRED .....	315
	FIP_ENODE_LEARNED .....	315
	FIP_MAX_FCOE_FILTERS_REACHED .....	315
	FIP_MAX_SESSIONS_REACHED .....	316
	FIP_PROTOCOL_STARTED .....	316
	FIP_PROTOCOL_STOPPED .....	316
	FIP_VN_PORT_FKA_TIMER_EXPIRED .....	316
	FIP_VN_PORT_LOGIN_FAILED .....	317
	FIP_VN_PORT_SESSION_CLEARED .....	317
	FIP_VN_PORT_SESSION_CREATED .....	317
<b>Chapter 35</b>	<b>FIPS System Log Messages .....</b>	<b>319</b>
	FIPS_KNOWN_ANSWER_TEST .....	319
<b>Chapter 36</b>	<b>FLOW System Log Messages .....</b>	<b>321</b>
	FLOW_APP_POLICY_VIOLATION .....	321
	FLOW_DSTIP_POLICY_VIOLATION .....	321
	FLOW_HIGH_WATERMARK_TRIGGERED .....	321
	FLOW_HIGH_WATERMARK_TRIGGERED_LS .....	322
	FLOW_IP_ACTION .....	322
	FLOW_IP_ACTION_LS .....	322
	FLOW_LOW_WATERMARK_TRIGGERED .....	322
	FLOW_LOW_WATERMARK_TRIGGERED_LS .....	323
	FLOW_POLICY_VIOLATION .....	323
	FLOW_REASSEMBLE_FAIL .....	323
	FLOW_REASSEMBLE_SUCCEED .....	324
	FLOW_SRCIP_POLICY_VIOLATION .....	324

<b>Chapter 37</b>	<b>FPCLOGIN System Log Messages . . . . .</b>	<b>325</b>
	FPCLOGIN_ADDRESS_GET_FAILED . . . . .	325
	FPCLOGIN_IPC_RECEIVE_FAILED . . . . .	325
	FPCLOGIN_IPC_SEND_FAILED . . . . .	325
	FPCLOGIN_LOGIN_FAILED . . . . .	326
	FPCLOGIN_MESSAGE_INVALID . . . . .	326
	FPCLOGIN_SOCKET_OPERATION_FAILED . . . . .	326
<b>Chapter 38</b>	<b>FSAD System Log Messages . . . . .</b>	<b>327</b>
	FSAD_CONFIG_ERROR . . . . .	327
	FSAD_CONNTIMEDOUT . . . . .	327
	FSAD_DIR_CREATE . . . . .	327
	FSAD_DIR_STAT . . . . .	328
	FSAD_FAILED . . . . .	328
	FSAD_FILE_FAILED . . . . .	328
	FSAD_FILE_REMOVE . . . . .	328
	FSAD_FILE_RENAME . . . . .	329
	FSAD_FILE_STAT . . . . .	329
	FSAD_FILE_SYNC . . . . .	329
	FSAD_FLOWC_IPC_PAYLOAD_SIZE . . . . .	330
	FSAD_FLOWC_IPC_SUBTYPE . . . . .	330
	FSAD_FLOWC_IPC_TYPE . . . . .	330
	FSAD_FLOWC_IPC_VERSION . . . . .	330
	FSAD_FLOWC_SERVICE_INACTIVE . . . . .	331
	FSAD_FREE_SPACE_LOG . . . . .	331
	FSAD_FREE_SPACE_TMP . . . . .	331
	FSAD_FS_STAT . . . . .	331
	FSAD_GEN_IPC_PAYLOAD_SIZE . . . . .	332
	FSAD_GEN_IPC_SUBTYPE . . . . .	332
	FSAD_GEN_IPC_TYPE . . . . .	332
	FSAD_GEN_IPC_VERSION . . . . .	332
	FSAD_GEN_SERVICE_INACTIVE . . . . .	333
	FSAD_GEN_SERVICE_INIT_FAILED . . . . .	333
	FSAD_MAXCONN . . . . .	333
	FSAD_MEMORYALLOC_FAILED . . . . .	333
	FSAD_NOT_ROOT . . . . .	334
	FSAD_PARENT_DIRECTORY . . . . .	334
	FSAD_PATH_IS_DIRECTORY . . . . .	334
	FSAD_PATH_IS_NOT_DIRECTORY . . . . .	334
	FSAD_PATH_IS_SPECIAL . . . . .	335
	FSAD_RECVERERROR . . . . .	335
	FSAD_RENAME . . . . .	335
	FSAD_TERMINATED_CONNECTION . . . . .	335
	FSAD_TRACEOPEN_FAILED . . . . .	336
	FSAD_USAGE . . . . .	336
<b>Chapter 39</b>	<b>FUD System Log Messages . . . . .</b>	<b>337</b>
	FUD_ARGUMENT_FAILURE . . . . .	337
	FUD_BAD_SERVER_ADDR_FAILURE . . . . .	337

	FUD_BIND_FAILURE .....	337
	FUD_DAEMON_FAILURE .....	338
	FUD_MEMORY_ALLOCATION_FAILURE .....	338
	FUD_PERMISSION_FAILURE .....	338
	FUD_PIDLOCK_FAILURE .....	338
	FUD_PIDUPDATE_FAILURE .....	339
	FUD_RECVMSG_FAILURE .....	339
	FUD_RTsock_WRITE_FAILURE .....	339
	FUD_SENDMSG_FAILURE .....	340
	FUD_SENDMSG_NOINT_FAILURE .....	340
	FUD_SETSOCKOPT_FAILURE .....	340
	FUD_SOCKET_FAILURE .....	341
<b>Chapter 40</b>	<b>FWAUTH System Log Messages .....</b>	<b>343</b>
	FWAUTH_FTP_LONG_PASSWORD .....	343
	FWAUTH_FTP_LONG_PASSWORD_LS .....	343
	FWAUTH_FTP_LONG_USERNAME .....	343
	FWAUTH_FTP_LONG_USERNAME_LS .....	343
	FWAUTH_FTP_USER_AUTH_ACCEPTED .....	344
	FWAUTH_FTP_USER_AUTH_ACCEPTED_LS .....	344
	FWAUTH_FTP_USER_AUTH_FAIL .....	344
	FWAUTH_FTP_USER_AUTH_FAIL_LS .....	344
	FWAUTH_HTTP_USER_AUTH_ACCEPTED .....	345
	FWAUTH_HTTP_USER_AUTH_FAIL .....	345
	FWAUTH_HTTP_USER_AUTH_FAIL_LS .....	345
	FWAUTH_HTTP_USER_AUTH_OK_LS .....	345
	FWAUTH_TELNET_LONG_PASSWORD .....	345
	FWAUTH_TELNET_LONG_PASSWORD_LS .....	346
	FWAUTH_TELNET_LONG_USERNAME .....	346
	FWAUTH_TELNET_LONG_USERNAME_LS .....	346
	FWAUTH_TELNET_USER_AUTH_ACCEPTED .....	346
	FWAUTH_TELNET_USER_AUTH_FAIL .....	346
	FWAUTH_TELNET_USER_AUTH_FAIL_LS .....	347
	FWAUTH_TELNET_USER_AUTH_OK_LS .....	347
	FWAUTH_WEBAUTH_FAIL .....	347
	FWAUTH_WEBAUTH_FAIL_LS .....	347
	FWAUTH_WEBAUTH_SUCCESS .....	347
	FWAUTH_WEBAUTH_SUCCESS_LS .....	348
<b>Chapter 41</b>	<b>GPRSD System Log Messages .....</b>	<b>349</b>
	GPRSD_MEMORY_ALLOC_FAILED .....	349
	GPRSD_RESTART_CCFG_READ_FAILED .....	349
<b>Chapter 42</b>	<b>HNCACHED System Log Messages .....</b>	<b>351</b>
	HNCACHED_HOST_ADDRESS_CHANGED .....	351
	HNCACHED_NAME_RESOLUTION_FAILURE .....	351
<b>Chapter 43</b>	<b>ICCPD System Log Messages .....</b>	<b>353</b>
	ICCPD_ASSERT_SOFT .....	353
	ICCPD_OPEN_ERROR .....	353

	ICCPD_READ_ERROR .....	354
	ICCPD_WRITE_ERROR .....	354
<b>Chapter 44</b>	<b>IDP System Log Messages .....</b>	<b>355</b>
	IDP_APPDDOS_APP_ATTACK_EVENT .....	355
	IDP_APPDDOS_APP_ATTACK_EVENT_LS .....	355
	IDP_APPDDOS_APP_STATE_EVENT .....	356
	IDP_APPDDOS_APP_STATE_EVENT_LS .....	356
	IDP_ATTACK_LOG_EVENT_LS .....	356
	IDP_COMMIT_COMPLETED .....	357
	IDP_COMMIT_FAILED .....	357
	IDP_DAEMON_INIT_FAILED .....	357
	IDP_IGNORED_IPV6_ADDRESSES .....	357
	IDP_INTERNAL_ERROR .....	358
	IDP_POLICY_COMPILATION_FAILED .....	358
	IDP_POLICY_LOAD_FAILED .....	358
	IDP_POLICY_LOAD_SUCCEEDED .....	358
	IDP_POLICY_UNLOAD_FAILED .....	359
	IDP_POLICY_UNLOAD_SUCCEEDED .....	359
	IDP_SCHEDULEDUPDATE_START_FAILED .....	359
	IDP_SCHEDULED_UPDATE_STARTED .....	359
	IDP_SECURITY_INSTALL_RESULT .....	359
	IDP_SESSION_LOG_EVENT .....	360
	IDP_SESSION_LOG_EVENT_LS .....	360
	IDP_SIGNATURE_LICENSE_EXPIRED .....	360
<b>Chapter 45</b>	<b>JADE System Log Messages .....</b>	<b>361</b>
	JADE_ATTRIBUTES_TOO_LONG .....	361
	JADE_AUTH_FAILURE .....	361
	JADE_AUTH_SUCCESS .....	361
	JADE_EXEC_ERROR .....	361
	JADE_IRI_AUTH_SUCCESS .....	362
	JADE_PAM_ERROR .....	362
	JADE_PAM_NO_LOCAL_USER .....	362
	JADE_SOCKET_ERROR .....	362
<b>Chapter 46</b>	<b>JCS System Log Messages .....</b>	<b>365</b>
	JCS_BBD_LOAD_FAILURE .....	365
	JCS_BBD_LOCAL_MISMATCH .....	365
	JCS_BBD_NOT_FOUND .....	365
	JCS_BBD_NOT_VALID .....	366
	JCS_BBD_PARSE_ERROR .....	366
	JCS_BBD_PEER_MISMATCH .....	366
	JCS_BBD_SYSTEM_CONFLICT .....	366
	JCS_EXT_LINK_STATE .....	367
	JCS_INVALID_BANDWIDTH_ERROR .....	367
	JCS_KERNEL_RSD_LINK_DOWN .....	367
	JCS_KERNEL_RSD_LINK_ENABLED .....	367
	JCS_MM_COMMUNICATION_ERROR .....	368
	JCS_MM_COMMUNICATION_OK .....	368



	JCS_PEER_BLADE_STATE .....	368
	JCS_READ_BANDWIDTH_ERROR .....	368
	JCS_READ_BBD_ERROR .....	368
	JCS_RSD_LINK_STATE .....	369
	JCS_SWITCH_BANDWIDTH_CONFIG .....	369
	JCS_SWITCH_COMMUNICATION_ERROR .....	369
	JCS_SWITCH_COMMUNICATION_OK .....	369
<b>Chapter 47</b>	<b>JDIAMETERD System Log Messages .....</b>	<b>371</b>
	JDIAMETERD_FUNC_HSHAKE_FAIL .....	371
	JDIAMETERD_FUNC_LOCACCEPT_NFOUND .....	371
	JDIAMETERD_FUNC_NSCK_LISTEN_FAIL .....	371
	JDIAMETERD_FUNC_OUT_OF_SYNC .....	372
	JDIAMETERD_FUNC_PICACCEPT_NFOUND .....	372
	JDIAMETERD_FUNC_TOO_MANY_BADE2ES .....	372
	JDIAMETERD_FUNC_USCK_LISTEN_FAIL .....	372
<b>Chapter 48</b>	<b>JIVED System Log Messages .....</b>	<b>373</b>
	JIVED_ALREADY_RUNNING .....	373
	JIVED_EVLIB_FUNC_FAILED .....	373
	JIVED_INITIATE_CONN_FAILED .....	373
	JIVED_INIT_FAILED .....	374
	JIVED_NOT_ROOT .....	374
	JIVED_PIDFILE_LOCK_FAILED .....	374
	JIVED_PIDFILE_UPDATE_FAILED .....	374
	JIVED_SNMP_SEND_TRAP_FAILED .....	375
<b>Chapter 49</b>	<b>JPTSPD System Log Messages .....</b>	<b>377</b>
	JPTSPD_INIT_FAILURE .....	377
	JPTSPD_OUT_OF_MEMORY .....	377
	JPTSPD_PIC_CONNECTED .....	378
	JPTSPD_PIC_DISCONNECTED .....	378
	JPTSPD_SRC_FAST_SYNC_ABORT .....	378
	JPTSPD_SRC_FAST_SYNC_DONE .....	378
	JPTSPD_SRC_FAST_SYNC_START .....	378
	JPTSPD_SRC_FULL_SYNC_ABORT .....	379
	JPTSPD_SRC_FULL_SYNC_DONE .....	379
	JPTSPD_SRC_FULL_SYNC_START .....	379
<b>Chapter 50</b>	<b>JSRPD System Log Messages .....</b>	<b>381</b>
	JSRPD_DAEMONIZE_FAILED .....	381
	JSRPD_DUPLICATE .....	381
	JSRPD_NODE_STATE_CHANGE .....	381
	JSRPD_NOT_ROOT .....	382
	JSRPD_PID_FILE_LOCK .....	382
	JSRPD_PID_FILE_UPDATE .....	382
	JSRPD_REDUNDANCY_MODE_CHANGE .....	382
	JSRPD_REDUNDANCY_MODE_MISMATCH .....	383
	JSRPD_RG_STATE_CHANGE .....	383
	JSRPD_SET_CS_MON_FAILURE .....	383

	JSRPD_SET_HW_MON_FAILURE .....	383
	JSRPD_SET_INTF_MON_FAILURE .....	384
	JSRPD_SET_IP_MON_FAILURE .....	384
	JSRPD_SET_LOOPBACK_MON_FAILURE .....	384
	JSRPD_SET_MBUF_MON_FAILURE .....	384
	JSRPD_SET_NEXTHOP_MON_FAILURE .....	384
	JSRPD_SET_NPC_MON_FAILURE .....	385
	JSRPD_SET_OTHER_INTF_MON_FAIL .....	385
	JSRPD_SET_SPU_MON_FAILURE .....	385
	JSRPD_SOCKET_CREATION_FAILURE .....	385
	JSRPD_SOCKET_LISTEN_FAILURE .....	386
	JSRPD_SOCKET_RECV_HB_FAILURE .....	386
	JSRPD_UNSET_CS_MON_FAILURE .....	386
	JSRPD_UNSET_HW_MON_FAILURE .....	386
	JSRPD_UNSET_INTF_MON_FAILURE .....	387
	JSRPD_UNSET_IP_MON_FAILURE .....	387
	JSRPD_UNSET_LOOPBACK_MON_FAILURE .....	387
	JSRPD_UNSET_MBUF_MON_FAILURE .....	387
	JSRPD_UNSET_NEXTHOP_MON_FAILURE .....	387
	JSRPD_UNSET_NPC_MON_FAILURE .....	388
	JSRPD_UNSET_OTHER_INTF_MON_FAIL .....	388
	JSRPD_UNSET_SPU_MON_FAILURE .....	388
	JSRPD_USAGE .....	388
<b>Chapter 51</b>	<b>JTASK System Log Messages .....</b>	<b>391</b>
	JTASK_ABORT .....	391
	JTASK_ACTIVE_TERMINATE .....	391
	JTASK_ASSERT .....	391
	JTASK_ASSERT_SOFT .....	392
	JTASK_CFG_CALLBACK_LONGRUNTIME .....	392
	JTASK_CFG_SCHED_CUMU_LONGRUNTIME .....	392
	JTASK_EXIT .....	393
	JTASK_LOCK_FLOCKED .....	393
	JTASK_LOCK_LOCKED .....	393
	JTASK_MGMT_TIMEOUT .....	394
	JTASK_OS_MEMHIGH .....	394
	JTASK_PARSE_BAD_LR_NAME .....	394
	JTASK_PARSE_BAD_OPTION .....	395
	JTASK_PARSE_CMD_ARG .....	395
	JTASK_PARSE_CMD_DUPLICATE .....	395
	JTASK_PARSE_CMD_EXTRA .....	395
	JTASK_PTHREAD_CREATE .....	396
	JTASK_SCHED_CUMU_LONGRUNTIME .....	396
	JTASK_SCHED_MODULE_LONGRUNTIME .....	396
	JTASK_SCHED_TASK_LONGRUNTIME .....	397
	JTASK_SIGNAL_TERMINATE .....	397
	JTASK_SNMP_CONN_EINPROGRESS .....	397
	JTASK_SNMP_CONN_QUIT .....	397
	JTASK_SNMP_CONN_RETRY .....	398

	JTASK_SNMP_INVALID_SOCKET .....	398
	JTASK_SNMP_SOCKOPT_BLOCK .....	398
	JTASK_SNMP_SOCKOPT_RECVBUF .....	398
	JTASK_SNMP_SOCKOPT_SENDBUF .....	399
	JTASK_START .....	399
	JTASK_SYSTEM .....	399
	JTASK_TASK_CHILDKILLED .....	399
	JTASK_TASK_CHILDSTOPPED .....	400
	JTASK_TASK_DYN_REINIT .....	400
	JTASK_TASK_FORK .....	400
	JTASK_TASK_GETWD .....	400
	JTASK_TASK_MASTERSHIP .....	401
	JTASK_TASK_NOREINIT .....	401
	JTASK_TASK_PIDCLOSED .....	401
	JTASK_TASK_PIDFLOCK .....	401
	JTASK_TASK_PIDWRITE .....	402
	JTASK_TASK_REINIT .....	402
	JTASK_TASK_SIGNALIGNORE .....	402
<b>Chapter 52</b>	<b>JTRACE System Log Messages .....</b>	<b>403</b>
	JTRACE_FAILED .....	403
<b>Chapter 53</b>	<b>KMD System Log Messages .....</b>	<b>405</b>
	KMD_CFG_IF_ID_POOL_NOT_FOUND .....	405
	KMD_CFG_IF_ID_POOL_NO_ENTRY .....	405
	KMD_CFG_IF_ID_POOL_NO_INTERFACE .....	405
	KMD_CFG_IF_ID_POOL_RETURN_FAILED .....	406
	KMD_DPD_FAILOVER_MANUAL_TUNNEL .....	406
	KMD_DPD_FAILOVER_MAX_ATTEMPTS .....	406
	KMD_DPD_FAILOVER_NO_ACTIVE_PEER .....	406
	KMD_DPD_FAILOVER_NO_BACKUP_PEER .....	407
	KMD_DPD_FAILOVER_NO_TUNNEL_CFG .....	407
	KMD_DPD_REMOTE_ADDRESS_CHANGED .....	407
	KMD_PM_IKE_SRV_NOT_FOUND_DELETE .....	407
	KMD_PM_PHASE1_GROUP_UNSPECIFIED .....	408
	KMD_PM_PHASE1_POLICY_SEARCH_FAIL .....	408
	KMD_PM_PHASE2_POLICY_LOOKUP_FAIL .....	408
	KMD_PM_PROTO_INVALID .....	408
	KMD_PM_PROTO_IPCOMP_UNSUPPORTED .....	409
	KMD_PM_PROTO_ISAKMP_RESV_UNSUPP .....	409
	KMD_PM_SA_CFG_NOT_FOUND .....	409
	KMD_PM_SA_ESTABLISHED .....	410
	KMD_PM_SA_INDEX_GEN_FAILED .....	410
	KMD_PM_SA_PEER_NOT_FOUND .....	410
	KMD_PM_UNINITIALIZE_FAILED .....	410
	KMD_SNMP_EXTRA_RESPONSE .....	411
	KMD_SNMP_FATAL_ERROR .....	411
	KMD_SNMP_MALLOC_FAILED .....	411
	KMD_SNMP_PIC_CONNECTION_FAILED .....	411
	KMD_SNMP_PIC_NO_RESPONSE .....	412

	KMD_SNMP_PIC_SLOT_NOT_FOUND .....	412
	KMD_VPN_DFBIT_STATUS_MSG .....	412
	KMD_VPN_DOWN_ALARM_USER .....	412
	KMD_VPN_PV_LIFETIME_CHANGED .....	413
	KMD_VPN_PV_PHASE1 .....	413
	KMD_VPN_PV_PHASE2 .....	413
	KMD_VPN_PV_PSK_CHANGED .....	413
	KMD_VPN_UP_ALARM_USER .....	413
<b>Chapter 54</b>	<b>L2ALD System Log Messages .....</b>	<b>415</b>
	L2ALD_BD_NAME_RESTRICTION .....	415
	L2ALD_DUPLICATE_RBEB_MAC .....	415
	L2ALD_FREE_MAC_FAILED .....	415
	L2ALD_GENCFG_OP_FAILED .....	416
	L2ALD_IPC_MESSAGE_ERROR .....	416
	L2ALD_IPC_MESSAGE_INVALID .....	416
	L2ALD_IPC_MESSAGE_SEND_FAILED .....	417
	L2ALD_IPC_PIPE_WRITE_ERROR .....	417
	L2ALD_MAC_LIMIT_REACHED_BD .....	417
	L2ALD_MAC_LIMIT_REACHED_GLOBAL .....	418
	L2ALD_MAC_LIMIT_REACHED_IF .....	418
	L2ALD_MAC_LIMIT_REACHED_IFBD .....	418
	L2ALD_MAC_LIMIT_REACHED_RTT .....	419
	L2ALD_MAC_LIMIT_RESET_BD .....	419
	L2ALD_MAC_LIMIT_RESET_GLOBAL .....	419
	L2ALD_MAC_LIMIT_RESET_IF .....	420
	L2ALD_MAC_LIMIT_RESET_RTT .....	420
	L2ALD_MAC_MOVE_NOTIFICATION .....	420
	L2ALD_MALLOC_FAILED .....	421
	L2ALD_MANAGER_CONNECT .....	421
	L2ALD_NAME_LENGTH_IF_DEVICE .....	421
	L2ALD_NAME_LENGTH_IF_FAMILY .....	421
	L2ALD_NAME_LENGTH_IF_LOGICAL .....	422
	L2ALD_PBBN_IFL_REVA .....	422
	L2ALD_PBBN_REINSTATE_IFBDS .....	422
	L2ALD_PBBN_RETRACT_IFBDS .....	423
	L2ALD_PIP_IFD_READ_RETRY .....	423
<b>Chapter 55</b>	<b>L2CPD System Log Messages .....</b>	<b>425</b>
	L2CPD_ASSERT .....	425
	L2CPD_ASSERT_SOFT .....	425
	L2CPD_EXIT .....	426
	L2CPD_KERNEL_VERSION .....	426
	L2CPD_KERNEL_VERSION_OLD .....	426
	L2CPD_KERNEL_VERSION_UNSUPP .....	427
	L2CPD_MEMORY_EXCESSIVE .....	427
	L2CPD_MGMT_TIMEOUT .....	427
	L2CPD_MIRROR_ERROR .....	428
	L2CPD_MIRROR_VERSION_MISMATCH .....	428
	L2CPD_PPM_READ_ERROR .....	428

	L2CPD_PPM_WRITE_ERROR .....	429
	L2CPD_RUNTIME_MODULE .....	429
	L2CPD_RUNTIME_OPERATION .....	429
	L2CPD_RUNTIME_TASK .....	429
	L2CPD_TASK_BEGIN .....	430
	L2CPD_TASK_CHILD_KILLED .....	430
	L2CPD_TASK_CHILD_STOPPED .....	430
	L2CPD_TASK_FORK .....	430
	L2CPD_TASK_GETWD .....	431
	L2CPD_TASK_MASTERSHIP .....	431
	L2CPD_TASK_NO_REINIT .....	431
	L2CPD_TASK_PID_CLOSE .....	431
	L2CPD_TASK_PID_LOCK .....	432
	L2CPD_TASK_PID_WRITE .....	432
	L2CPD_TASK_REINIT .....	432
	L2CPD_TERMINATE_ACTIVE .....	432
	L2CPD_TERMINATE_SIGNAL .....	433
	L2CPD_TRACE_FAILED .....	433
	L2CPD_XSTP_SHUTDOWN_FAILED .....	433
<b>Chapter 56</b>	<b>L2TPD System Log Messages .....</b>	<b>435</b>
	L2TPD_COS_PROFILE_ADD .....	435
	L2TPD_COS_PROFILE_DELETE .....	435
	L2TPD_DB_ADD_FAILED .....	436
	L2TPD_DB_DELETE_FAILED .....	436
	L2TPD_DB_INIT_FAILED .....	436
	L2TPD_DB_TUN_GRP_ALLOC_FAILED .....	436
	L2TPD_DEFAULT_PROTO_CREATE_FAIL .....	437
	L2TPD_EVLIB_CREATE_FAILED .....	437
	L2TPD_EVLIB_FD_DEREGISTER_FAILED .....	437
	L2TPD_EVLIB_FD_DESELECT_FAILED .....	437
	L2TPD_EVLIB_FD_NOT_REGISTERED .....	437
	L2TPD_EVLIB_FD_SELECT_FAILED .....	438
	L2TPD_EVLIB_TIMER_CLEAR_FAILED .....	438
	L2TPD_EVLIB_TIMER_SET_FAILED .....	438
	L2TPD_FILTER_FILE_OPEN_FAILED .....	438
	L2TPD_GLOBAL_CFG_ADD_FAILED .....	439
	L2TPD_GLOBAL_CFG_CHANGE_FAILED .....	439
	L2TPD_GLOBAL_CFG_DELETE_FAILED .....	439
	L2TPD_IFD_ADD_FAILED .....	439
	L2TPD_IFD_DELETE_FAILED .....	439
	L2TPD_IFD_MSG_REGISTER_FAILED .....	440
	L2TPD_IFD_ROOT_ALLOC_FAILED .....	440
	L2TPD_IFL_ADD_FAILED .....	440
	L2TPD_IFL_DELETE_FAILED .....	440
	L2TPD_IFL_MSG_REGISTER_FAILED .....	441
	L2TPD_IFL_NOT_FOUND .....	441
	L2TPD_IFL_ROOT_ALLOC_FAILED .....	441
	L2TPD_INSTANCE_CREATE_FAILED .....	441

L2TPD_INSTANCE_RESTART_FAILED .....	442
L2TPD_INTERFACE_ID_NOT_FOUND .....	442
L2TPD_MESSAGE_REGISTER_FAILED .....	442
L2TPD_MLPPP_BUNDLE_ALLOC_FAILED .....	442
L2TPD_MLPPP_BUNDLE_CREATE_FAILED .....	443
L2TPD_MLPPP_BUNDLE_INVALID_ID .....	443
L2TPD_MLPPP_COPY_CFG_FAILED .....	443
L2TPD_MLPPP_ID_ALLOC_FAILED .....	443
L2TPD_MLPPP_ID_BITMAP_ALLOC_FAIL .....	443
L2TPD_MLPPP_ID_NODE_ADD_FAILED .....	444
L2TPD_MLPPP_ID_ROOT_ALLOC_FAILED .....	444
L2TPD_MLPPP_LINK_CREATE_FAILED .....	444
L2TPD_MLPPP_LINK_MAX_EXCEEDED .....	444
L2TPD_MLPPP_POOL_ADDRESS_FAILED .....	445
L2TPD_MLPPP_SESSION_CREATE_FAIL .....	445
L2TPD_MLPPP_SESSION_DELETE_FAIL .....	445
L2TPD_MLPPP_SPEED_MISMATCH .....	445
L2TPD_NH_DELETE_FAILED .....	446
L2TPD_POLICER_ADD_FAILED .....	446
L2TPD_POLICER_PROFILE_DEL_FAILED .....	446
L2TPD_POOL_ADDRESS_FAILED .....	446
L2TPD_POOL_ASSIGN_ADDRESS_FAILED .....	447
L2TPD_PPP_ROUTE_ADD_FAILED .....	447
L2TPD_PPP_ROUTE_DELETE_FAILED .....	447
L2TPD_PROFILE_NOT_FOUND .....	447
L2TPD_PROFILE_NO_RADIUS_SERVERS .....	448
L2TPD_RADIUS_ACCT_PORT_ZERO .....	448
L2TPD_RADIUS_GETHOSTNAME_FAILED .....	448
L2TPD_RADIUS_RT_INST_ENOENT .....	448
L2TPD_RADIUS_RT_INST_NOT_FOUND .....	448
L2TPD_RADIUS_SERVER_NOT_FOUND .....	449
L2TPD_RADIUS_SRC_ADDR_BIND_FAIL .....	449
L2TPD_RADIUS_SRC_ADDR_ENOENT .....	449
L2TPD_RPD_ASYNC_UNREG_FAILED .....	449
L2TPD_RPD_ROUTE_ADD_CB_FAILED .....	450
L2TPD_RPD_ROUTE_ADD_FAILED .....	450
L2TPD_RPD_ROUTE_DELETE_CB_FAILED .....	450
L2TPD_RPD_ROUTE_DELETE_FAILED .....	450
L2TPD_RPD_ROUTE_PREFIX_TOO_LONG .....	451
L2TPD_RPD_SESS_CREATE_FAILED .....	451
L2TPD_RPD_SESS_HANDLE_ALLOC_FAIL .....	451
L2TPD_RPD_SOCKET_ALLOC_FAILED .....	451
L2TPD_RPD_TBL_LOCATE_BY_NAME .....	451
L2TPD_RPD_TBL_LOCATE_FAILED .....	452
L2TPD_RPD_VERSION_MISMATCH .....	452
L2TPD_RTSLIB_ASYNC_OPEN_FAILED .....	452
L2TPD_RTSLIB_OPEN_FAILED .....	452
L2TPD_SERVER_START_FAILED .....	453
L2TPD_SERVICE_NH_ADD_FAILED .....	453

	L2TPD_SERVICE_NH_DELETE_FAILED .....	453
	L2TPD_SESSION_CFG_ADD_ERROR .....	453
	L2TPD_SESSION_CFG_ADD_FAILED .....	454
	L2TPD_SESSION_CFG_DELETE_FAILED .....	454
	L2TPD_SESSION_DELETE_FAILED .....	454
	L2TPD_SESSION_IFF_NOT_FOUND .....	454
	L2TPD_SESSION_IFL_ADD_FAILED .....	455
	L2TPD_SESSION_IFL_ALLOC_FAILED .....	455
	L2TPD_SESSION_IFL_CLI_TREE_ALLOC .....	455
	L2TPD_SESSION_IFL_DELETED .....	455
	L2TPD_SESSION_IFL_DELETE_FAILED .....	455
	L2TPD_SESSION_IFL_GET_FAILED .....	456
	L2TPD_SESSION_IFL_NOT_EQUAL .....	456
	L2TPD_SESSION_IFL_NOT_FOUND .....	456
	L2TPD_SESSION_IFL_OCCUPIED .....	456
	L2TPD_SESSION_IFL_REMOVE_FAILED .....	457
	L2TPD_SESSION_INVALID_PEER_IP .....	457
	L2TPD_SESSION_IP_DUPLICATE .....	457
	L2TPD_SESSION_ROUTE_ADD_FAILED .....	457
	L2TPD_SESSION_RT_TBL_NOT_FOUND .....	458
	L2TPD_SESSION_TUNNEL_ID_MISMATCH .....	458
	L2TPD_SETSOCKOPT_FAILED .....	458
	L2TPD_SET_ASYNC_CONTEXT .....	458
	L2TPD_SHOW_MULTILINK .....	459
	L2TPD_SHOW_SESSION .....	459
	L2TPD_SHOW_TUNNEL .....	459
	L2TPD_SOCKET_FAILED .....	459
	L2TPD_SUBUNIT_ROUTE_ALLOC_FAILED .....	460
	L2TPD_TRACE_FILE_OPEN_FAILED .....	460
	L2TPD_TUNNEL_CFG_ADD_FAILED .....	460
	L2TPD_TUNNEL_CFG_ADD_INV_ADDR .....	460
	L2TPD_TUNNEL_CFG_DELETE_FAILED .....	460
	L2TPD_TUNNEL_DELETE_FAILED .....	461
	L2TPD_TUNNEL_DEST_IF_LOOKUP_FAIL .....	461
	L2TPD_TUNNEL_GROUP_ADD_FAILED .....	461
	L2TPD_TUNNEL_GROUP_CFG_ADD_FAIL .....	461
	L2TPD_TUNNEL_GROUP_CFG_DEL_FAIL .....	462
	L2TPD_TUNNEL_GROUP_CREATE_FAILED .....	462
	L2TPD_TUNNEL_GROUP_DELETE_FAILED .....	462
	L2TPD_TUNNEL_GROUP_IDX_MISMATCH .....	462
	L2TPD_TUNNEL_GROUP_RESTART_FAIL .....	463
	L2TPD_USER_AUTHN_NOT_FOUND .....	463
	L2TPD_USER_AUTHN_ORDER_UNKNOWN .....	463
	L2TPD_USER_AUTHN_PWD_NOT_FOUND .....	463
<b>Chapter 57</b>	<b>LACP System Log Messages .....</b>	<b>465</b>
	LACP_INTF_DOWN .....	465

<b>Chapter 58</b>	<b>LACPD System Log Messages</b> .....	<b>467</b>
	LACPD_MEMORY_ALLOCATION_FAILED .....	467
	LACPD_MEMORY_ALLOCATION_FAILED .....	467
	LACPD_TIMEOUT .....	467
<b>Chapter 59</b>	<b>LFMD System Log Messages</b> .....	<b>469</b>
	LFMD_RTsock_OPEN_FAILED .....	469
<b>Chapter 60</b>	<b>LIBJNX System Log Messages</b> .....	<b>471</b>
	LIBJNX_SNMP_ENGINE_FILE_FAILURE .....	471
<b>Chapter 61</b>	<b>LIBJSNMP System Log Messages</b> .....	<b>473</b>
	LIBJSNMP_CTX_FAILURE .....	473
	LIBJSNMP_IPC_ERROR .....	473
	LIBJSNMP_IPC_READ_ERROR .....	473
	LIBJSNMP_MTHD_API_UNKNOWN_TYPE .....	474
	LIBJSNMP_NS_LOG_CRIT .....	474
	LIBJSNMP_NS_LOG_EMERG .....	474
	LIBJSNMP_NS_LOG_ERR .....	475
	LIBJSNMP_OID_GEN_FAILED .....	475
	LIBJSNMP_READ_LEN_ERR .....	475
	LIBJSNMP_RTMSIZE_MISMATCH_ERR .....	475
	LIBJSNMP_SMS_HDR_ERR .....	476
	LIBJSNMP_SMS_MSG_ERR .....	476
	LIBJSNMP_SOCKET_OPEN_ERR .....	476
	LIBJSNMP_SOCKET_VER_MISMATCH .....	477
	LIBJSNMP_TRAP_API_FAILURE .....	477
	LIBJSNMP_TRAP_UTILS_ERR .....	477
<b>Chapter 62</b>	<b>LIBMSRPC System Log Messages</b> .....	<b>479</b>
	LIBMSRPC_CLIENT_INIT_FAILED .....	479
	LIBMSRPC_CLIENT_KCOM_FAILED .....	479
	LIBMSRPC_CLIENT_KCOM_NO_IF .....	479
	LIBMSRPC_CLIENT_NO_CONNECTION .....	480
	LIBMSRPC_CLIENT_NO_REPLY .....	480
	LIBMSRPC_CLIENT_PIC_DOWN .....	480
	LIBMSRPC_CLIENT_WRONG_OUTPUT .....	481
<b>Chapter 63</b>	<b>LICENSE System Log Messages</b> .....	<b>483</b>
	LICENSE_CONNECT_FAILURE .....	483
	LICENSE_CONN_TO_LI_CHECK_FAILURE .....	483
	LICENSE_CONN_TO_LI_CHECK_SUCCESS .....	483
	LICENSE_EXPIRED .....	484
	LICENSE_EXPIRED_KEY_DELETED .....	484
	LICENSE_GRACE_PERIOD_APPROACHING .....	484
	LICENSE_GRACE_PERIOD_EXCEEDED .....	484
	LICENSE_GRACE_PERIOD_EXPIRED .....	485
	LICENSE_LIST_MANAGEMENT .....	485
	LICENSE_NEARING_EXPIRY .....	485
	LICENSE_READ_ERROR .....	485
	LICENSE_REG_ERROR .....	486



	LICENSE_SHM_ATTACH_FAILURE .....	486
	LICENSE_SHM_CREATE_FAILURE .....	486
	LICENSE_SHM_DETACH_FAILURE .....	486
	LICENSE_SHM_FILE_OPEN_FAILURE .....	486
	LICENSE_SHM_KEY_CREATE_FAILURE .....	487
	LICENSE_SHM_SCALE_READ_FAILURE .....	487
	LICENSE_SHM_SCALE_UPDATE_FAILURE .....	487
	LICENSE_SIGNATURE_VERIFY_FAILED .....	487
	LICENSE_UNKNOWN_RESPONSE_TYPE .....	487
	LICENSE_VERIFICATION_FILE_ERROR .....	488
<b>Chapter 64</b>	<b>LOGIN System Log Messages .....</b>	<b>489</b>
	LOGIN_ABORTED .....	489
	LOGIN_ATTEMPTS_THRESHOLD .....	489
	LOGIN_FAILED .....	489
	LOGIN_FAILED_LIMIT .....	489
	LOGIN_FAILED_SET_CONTEXT .....	490
	LOGIN_FAILED_SET_LOGIN .....	490
	LOGIN_HOSTNAME_UNRESOLVED .....	490
	LOGIN_INFORMATION .....	490
	LOGIN_MALFORMED_USER .....	491
	LOGIN_PAM_AUTHENTICATION_ERROR .....	491
	LOGIN_PAM_ERROR .....	491
	LOGIN_PAM_MAX_RETRIES .....	491
	LOGIN_PAM_STOP .....	491
	LOGIN_PAM_USER_UNKNOWN .....	492
	LOGIN_PASSWORD_EXPIRED .....	492
	LOGIN_REFUSED .....	492
	LOGIN_ROOT .....	492
	LOGIN_TIMED_OUT .....	493
<b>Chapter 65</b>	<b>LPDFD System Log Messages .....</b>	<b>495</b>
	LPDFD_DYN_PDB_OPEN_FAILED .....	495
	LPDFD_DYN_REGISTER_FAILED .....	495
	LPDFD_PCONN_SERVER .....	495
<b>Chapter 66</b>	<b>LRMUX System Log Messages .....</b>	<b>497</b>
	LRMUX_FAILED_EXEC .....	497
	LRMUX_LRPD_PID_LOCK .....	497
	LRMUX_LRPD_PID_OPEN .....	497
	LRMUX_LRPD_SEND_HUP .....	498
	LRMUX_PID_LOCK .....	498
<b>Chapter 67</b>	<b>LSYSD System Log Messages .....</b>	<b>499</b>
	LSYSD_CFG_RD_FAILED .....	499
	LSYSD_INIT_FAILED .....	499
	LSYSD_LICENSE_INIT_FAILED .....	499
	LSYSD_SEC_NODE_COMP_SYNC_FAILED .....	500

<b>Chapter 68</b>	<b>MCSN System Log Messages</b>	<b>501</b>
	MCSN_ABORT	501
	MCSN_ACTIVE_TERMINATE	501
	MCSN_ASSERT	501
	MCSN_ASSERT_SOFT	502
	MCSN_EXIT	502
	MCSN_SCHED_CALLBACK_LONGRUNTIME	503
	MCSN_SCHED_CUMULATVE_LNGRUNTIME	503
	MCSN_SIGNAL_TERMINATE	503
	MCSN_START	503
	MCSN_SYSTEM	504
	MCSN_TASK_BEGIN	504
	MCSN_TASK_CHILDKILLED	504
	MCSN_TASK_CHILDSTOPPED	504
	MCSN_TASK_FORK	505
	MCSN_TASK_GETWD	505
	MCSN_TASK_MASTERSHIP	505
	MCSN_TASK_NOREINIT	505
	MCSN_TASK_REINIT	505
	MCSN_TASK_SIGNALIGNORE	506
<b>Chapter 69</b>	<b>MCSNOOPD System Log Messages</b>	<b>507</b>
	MCSNOOPD_MGMT_TIMEOUT	507
<b>Chapter 70</b>	<b>MIB2D System Log Messages</b>	<b>509</b>
	MIB2D_ATM_ERROR	509
	MIB2D_CONFIG_CHECK_FAILED	509
	MIB2D_FILE_OPEN_FAILURE	509
	MIB2D_IFD_IFDINDEX_FAILURE	510
	MIB2D_IFD_IFINDEX_FAILURE	510
	MIB2D_IFL_IFINDEX_FAILURE	510
	MIB2D_IF_FLAPPING_MISSING	511
	MIB2D_KVM_FAILURE	511
	MIB2D_PMON_OVERLOAD_CLEARED_TRAP	511
	MIB2D_PMON_OVERLOAD_SET_TRAP	511
	MIB2D_RTSLIB_READ_FAILURE	512
	MIB2D_RTSLIB_SEQ_MISMATCH	512
	MIB2D_SNMP_INDEX_ASSIGN	512
	MIB2D_SNMP_INDEX_DUPLICATE	513
	MIB2D_SNMP_INDEX_UPDATE_STAT	513
	MIB2D_SNMP_INDEX_WRITE	513
	MIB2D_SYSCTL_FAILURE	513
	MIB2D_TRAP_HEADER_FAILURE	514
	MIB2D_TRAP_SEND_FAILURE	514
<b>Chapter 71</b>	<b>MPLS_OAM System Log Messages</b>	<b>515</b>
	MPLS_OAM_FANOUT_LIMIT_REACHED	515
	MPLS_OAM_INVALID_SOURCE_ADDRESS	515
	MPLS_OAM_PATH_LIMIT_REACHED	515
	MPLS_OAM_SEND_FAILED	516

	MPLS_OAM_SOCKET_OPEN_FAILED .....	516
	MPLS_OAM_SOCKET_SELECT_FAILED .....	516
	MPLS_OAM_TRACEROUTE_INTERRUPTED .....	516
	MPLS_OAM_TTL_EXPIRED .....	517
	MPLS_OAM_UNREACHABLE .....	517
<b>Chapter 72</b>	<b>NEXTHOP System Log Messages .....</b>	<b>519</b>
	NEXTHOP_COMPONENTS_LIMIT_REACHED .....	519
<b>Chapter 73</b>	<b>NSD System Log Messages .....</b>	<b>521</b>
	NSD_MEMORY_ALLOC_FAILED .....	521
	NSD_RESTART_COMP_CFG_READ_FAILED .....	521
	NSD_SEC_NODE_COMP_SYNC_FAILED .....	521
<b>Chapter 74</b>	<b>NSTRACED System Log Messages .....</b>	<b>523</b>
	NSTRACED_MEMORY_ALLOC_FAILED .....	523
	NSTRACED_RESTART_CFG_READ_FAILED .....	523
<b>Chapter 75</b>	<b>NTPDATE System Log Messages .....</b>	<b>525</b>
	NTPDATE_TIME_CHANGED .....	525
<b>Chapter 76</b>	<b>NTPD System Log Messages .....</b>	<b>527</b>
	NTPD_CHANGED_TIME .....	527
<b>Chapter 77</b>	<b>PFE System Log Messages .....</b>	<b>529</b>
	PFE_ANALYZER_CFG_FAILED .....	529
	PFE_ANALYZER_SHIM_CFG_FAILED .....	529
	PFE_ANALYZER_TABLE_WRITE_FAILED .....	529
	PFE_ANALYZER_TASK_FAILED .....	529
	PFE_CBF_UNSUPPORTED .....	530
	PFE_COS_B2_ONE_CLASS .....	530
	PFE_COS_B2_UNSUPPORTED .....	530
	PFE_FW_DELETE_MISMATCH_ERR .....	530
	PFE_FW_IF_DIALER_ERR .....	531
	PFE_FW_IF_INPUT_ERR .....	531
	PFE_FW_IF_OUTPUT_ERR .....	531
	PFE_FW_PSF_DELETE_MISMATCH_ERR .....	531
	PFE_FW_SYSLOG_ETH .....	532
	PFE_FW_SYSLOG_IP .....	532
	PFE_FW_SYSLOG_IP6_GEN .....	532
	PFE_FW_SYSLOG_IP6_ICMP .....	532
	PFE_FW_SYSLOG_IP6_TCP_UDP .....	533
	PFE_MGCP_MEM_INIT_FAILED .....	533
	PFE_MGCP_REG_HDL_FAIL .....	533
	PFE_NH_RESOLVE_THROTTLED .....	533
	PFE_SCCP_ADD_PORT_FAIL .....	534
	PFE_SCCP_DEL_PORT_FAIL .....	534
	PFE_SCCP_REG_NAT_VEC_FAIL .....	534
	PFE_SCCP_REG_RM_FAIL .....	534
	PFE_SCCP_REG_VSIP_FAIL .....	534
	PFE_SCCP_RM_CLIENTID_FAIL .....	535

	PFE_SCREEN_MT_CFG_ERROR .....	535
	PFE_SCREEN_MT_CFG_EVENT .....	535
	PFE_SCREEN_MT_ZONE_BINDING_ERROR .....	535
	PFE_SIP_MEM_INIT_FAILED .....	535
	PFE_SIP_REG_HDL_FAIL .....	536
<b>Chapter 78</b>	<b>PFED System Log Messages .....</b>	<b>537</b>
	PFED_NOTIFICATION_STATS_FAILED .....	537
<b>Chapter 79</b>	<b>PGCPD System Log Messages .....</b>	<b>539</b>
	PGCPD_SHUTDOWN .....	539
	PGCPD_STARTUP .....	539
	PGCPD_SWITCH_OVER .....	539
<b>Chapter 80</b>	<b>PING System Log Messages .....</b>	<b>541</b>
	PING_EGRESS_JITTER_THRESH_EXCEED .....	541
	PING_EGRESS_STDDEV_THRESH_EXCEED .....	541
	PING_EGRESS_THRESHOLD_EXCEEDED .....	541
	PING_INGRESS_JTR_THRESH_EXCEED .....	542
	PING_INGRESS_STDDV_THRESH_EXCEED .....	542
	PING_INGRESS_THRESHOLD_EXCEEDED .....	542
	PING_PROBE_FAILED .....	542
	PING_RTT_JTR_THRESH_EXCEED .....	542
	PING_RTT_STDDV_THRESH_EXCEED .....	543
	PING_RTT_THRESHOLD_EXCEEDED .....	543
	PING_TEST_COMPLETED .....	543
	PING_TEST_FAILED .....	543
	PING_UNKNOWN_THRESH_TYPE_EXCEED .....	544
<b>Chapter 81</b>	<b>PKID System Log Messages .....</b>	<b>545</b>
	PKID_AFTER_KEY_GEN_SELF_TEST .....	545
	PKID_CORRUPT_CERT .....	545
	PKID_FIPS_KAT_SUCCESS .....	545
	PKID_PV_ASYM_KEYGEN .....	545
	PKID_PV_CERT_DEL .....	546
	PKID_PV_CERT_LOAD .....	546
	PKID_PV_KEYPAIR_DEL .....	546
	PKID_PV_KEYPAIR_GEN .....	546
	PKID_PV_OBJECT_READ .....	546
<b>Chapter 82</b>	<b>PPMD System Log Messages .....</b>	<b>549</b>
	PPMD_ASSERT_SOFT .....	549
	PPMD_OPEN_ERROR .....	549
	PPMD_READ_ERROR .....	550
	PPMD_WRITE_ERROR .....	550
<b>Chapter 83</b>	<b>PPPD System Log Messages .....</b>	<b>551</b>
	PPPD_AUTH_CREATE_FAILED .....	551
	PPPD_CHAP_AUTH_IN_PROGRESS .....	551
	PPPD_CHAP_GETHOSTNAME_FAILED .....	551
	PPPD_CHAP_INVALID_IDENTIFIER .....	552

	PPPD_CHAP_INVALID_OPCODE .....	552
	PPPD_CHAP_LOCAL_NAME_UNAVAILABLE .....	552
	PPPD_CHAP_OPERATION_UNEXPECTED .....	552
	PPPD_CHAP_REPLAY_ATTACK_DETECTED .....	553
	PPPD_EVLIB_CREATE_FAILURE .....	553
	PPPD_LOCAL_CREATE_FAILED .....	553
	PPPD_MEMORY_ALLOCATION_FAILURE .....	553
	PPPD_PAP_GETHOSTNAME_FAILED .....	554
	PPPD_PAP_INVALID_IDENTIFIER .....	554
	PPPD_PAP_INVALID_OPCODE .....	554
	PPPD_PAP_LOCAL_PASSWORD_UNAVAIL .....	554
	PPPD_PAP_OPERATION_UNEXPECTED .....	555
	PPPD_POOL_ADDRESSES_EXHAUSTED .....	555
	PPPD_RADIUS_ADD_SERVER_FAILED .....	555
	PPPD_RADIUS_ALLOC_PASSWD_FAILED .....	555
	PPPD_RADIUS_CREATE_FAILED .....	556
	PPPD_RADIUS_CREATE_REQ_FAILED .....	556
	PPPD_RADIUS_GETHOSTNAME_FAILED .....	556
	PPPD_RADIUS_MESSAGE_UNEXPECTED .....	556
	PPPD_RADIUS_NO_VALID_SERVERS .....	557
	PPPD_RADIUS_OPEN_FAILED .....	557
	PPPD_RADIUS_ROUTE_INST_ENOENT .....	557
<b>Chapter 84</b>	<b>PROFILER System Log Messages .....</b>	<b>559</b>
	PROFILER_RECONFIGURE_SIGHUP .....	559
<b>Chapter 85</b>	<b>RDD System Log Messages .....</b>	<b>561</b>
	RDD_EVLIB_CREATE_FAILURE .....	561
	RDD_IFDEV_ADD_FAILURE .....	561
	RDD_IFDEV_DELETE_FAILURE .....	561
	RDD_IFDEV_GET_FAILURE .....	562
	RDD_IFDEV_INCOMPATIBLE_REVERT .....	562
	RDD_IFDEV_INCOMPATIBLE_SWITCH .....	562
	RDD_IFDEV_RETRY_NOTICE .....	563
	RDD_NEW_INTERFACE_STATE .....	563
<b>Chapter 86</b>	<b>RMOPD System Log Messages .....</b>	<b>565</b>
	RMOPD_ADDRESS_MULTICAST_INVALID .....	565
	RMOPD_ADDRESS_SOURCE_INVALID .....	565
	RMOPD_ADDRESS_STRING_FAILURE .....	565
	RMOPD_ADDRESS_TARGET_INVALID .....	566
	RMOPD_ICMP_ADDR_TYPE_UNSUPPORTED .....	566
	RMOPD_IFINDEX_NOT_ACTIVE .....	566
	RMOPD_IFINDEX_NO_INFO .....	566
	RMOPD_IFNAME_NOT_ACTIVE .....	567
	RMOPD_IFNAME_NO_INFO .....	567
	RMOPD_ROUTING_INSTANCE_NO_INFO .....	567
	RMOPD_TRACEROUTE_ERROR .....	567

<b>Chapter 87</b>	<b>RPD System Log Messages</b>	<b>569</b>
	RPD_ABORT	569
	RPD_ACTIVE_TERMINATE	569
	RPD_AMT_CFG_ADDR_FMLY_INVALID	570
	RPD_AMT_CFG_ANYCAST_INVALID	570
	RPD_AMT_CFG_ANYCAST_MCAST	570
	RPD_AMT_CFG_LOC_ADDR_INVALID	570
	RPD_AMT_CFG_LOC_ADDR_MCAST	571
	RPD_AMT_CFG_PREFIX_LEN_SHORT	571
	RPD_AMT_CFG_RELAY_INVALID	571
	RPD_AMT_RELAY_DISCOVERY	571
	RPD_AMT_TUNNEL_CREATE	572
	RPD_AMT_TUNNEL_DELETE	572
	RPD_ASSERT	572
	RPD_ASSERT_SOFT	573
	RPD_BFD_READ_ERROR	573
	RPD_BFD_WRITE_ERROR	573
	RPD_BGP_CFG_ADDR_INVALID	574
	RPD_BGP_CFG_LOCAL_ASNUM_WARN	574
	RPD_BGP_NEIGHBOR_STATE_CHANGED	574
	RPD_CFG_TRACE_FILE_MISSING	574
	RPD_DYN_CFG_BUSY_SIGNAL_FAILED	575
	RPD_DYN_CFG_GET_PROFILE_FAILED	575
	RPD_DYN_CFG_GET_PROF_NAME_FAILED	575
	RPD_DYN_CFG_GET_SES_STATE_FAILED	575
	RPD_DYN_CFG_GET_SES_TYPE_FAILED	576
	RPD_DYN_CFG_GET_SNAPSHOT_FAILED	576
	RPD_DYN_CFG_PDB_CLOSE_FAILED	576
	RPD_DYN_CFG_PDB_OPEN_FAILED	576
	RPD_DYN_CFG_PROCESSING_FAILED	577
	RPD_DYN_CFG_REGISTER_FAILED	577
	RPD_DYN_CFG_REQUEST_ACK_FAILED	577
	RPD_DYN_CFG_RESPONSE_SLOW	577
	RPD_DYN_CFG_SCHEMA_OPEN_FAILED	578
	RPD_DYN_CFG_SES_RECOVERY_FAILED	578
	RPD_DYN_CFG_SET_CONTEXT_FAILED	578
	RPD_DYN_CFG_SMID_RECOVERY_FAILED	578
	RPD_DYN_CFG_SMID_REG_FAILED	579
	RPD_DYN_CFG_SMID_UNREG_FAILED	579
	RPD_ESIS_ADJDOWN	579
	RPD_ESIS_ADJUP	579
	RPD_EXIT	580
	RPD_IFD_INDEXCOLLISION	580
	RPD_IFD_NAMECOLLISION	580
	RPD_IFL_INDEXCOLLISION	581
	RPD_IFL_NAMECOLLISION	581
	RPD_IGMP_ACCOUNTING_OFF	581
	RPD_IGMP_ACCOUNTING_ON	581
	RPD_IGMP_ALL_SUBSCRIBERS_DELETED	582

RPD_IGMP_CFG_CREATE_ENTRY_FAILED .....	582
RPD_IGMP_CFG_GROUP_OUT_OF_RANGE .....	582
RPD_IGMP_CFG_INVALID_VALUE .....	582
RPD_IGMP_CFG_SOURCE_OUT_OF_RANGE .....	583
RPD_IGMP_DYN_CFG_ALREADY_BOUND .....	583
RPD_IGMP_DYN_CFG_INVALID_STMT .....	583
RPD_IGMP_DYN_CFG_SES_ID_ADD_FAIL .....	584
RPD_IGMP_DYN_CFG_SES_ID_MISMATCH .....	584
RPD_IGMP_JOIN .....	584
RPD_IGMP_LEAVE .....	584
RPD_IGMP_MEMBERSHIP_TIMEOUT .....	585
RPD_IGMP_ROUTER_VERSION_MISMATCH .....	585
RPD_ISIS_ADJDOWN .....	585
RPD_ISIS_ADJUP .....	585
RPD_ISIS_ADJUPNOIP .....	586
RPD_ISIS_LDP_SYNC .....	586
RPD_ISIS_LSPCKSUM .....	586
RPD_ISIS_NO_ROUTERID .....	587
RPD_ISIS_OVERLOAD .....	587
RPD_KRT_CCC_IFL_MODIFY .....	587
RPD_KRT_DELETED_RTT .....	588
RPD_KRT_IFA_GENERATION .....	588
RPD_KRT_IFDCHANGE .....	588
RPD_KRT_IFDEST_GET .....	589
RPD_KRT_IFDGET .....	589
RPD_KRT_IFD_CELL_RELAY_INV_MODE .....	589
RPD_KRT_IFD_CELL_RELAY_NO_MODE .....	589
RPD_KRT_IFD_GENERATION .....	590
RPD_KRT_IFL_CELL_RELAY_INV_MODE .....	590
RPD_KRT_IFL_CELL_RELAY_NO_MODE .....	590
RPD_KRT_IFL_GENERATION .....	591
RPD_KRT_KERNEL_BAD_ROUTE .....	591
RPD_KRT_NEXTHOP_OVERFLOW .....	591
RPD_KRT_NOIFD .....	592
RPD_KRT_VERSION .....	592
RPD_KRT_VERSIONNONE .....	592
RPD_KRT_VERSIONOLD .....	593
RPD_KRT_VPLS_IFL_MODIFY .....	593
RPD_L2VPN_LABEL_ALLOC_FAILED .....	593
RPD_L2VPN_REMOTE_SITE_COLLISION .....	594
RPD_L2VPN_SITE_COLLISION .....	594
RPD_LAYER2_VC_BFD_DOWN .....	594
RPD_LAYER2_VC_BFD_UP .....	594
RPD_LAYER2_VC_DOWN .....	595
RPD_LAYER2_VC_PING_DOWN .....	595
RPD_LAYER2_VC_UP .....	595
RPD_LDP_BFD_DOWN .....	595
RPD_LDP_BFD_DOWN_TRACEROUTE_FAIL .....	595
RPD_LDP_BFD_UP .....	596

RPD_LDP_GR_CFG_IGNORED . . . . .	596
RPD_LDP_INTF_BLOCKED . . . . .	596
RPD_LDP_INTF_UNBLOCKED . . . . .	597
RPD_LDP_NBRDOWN . . . . .	597
RPD_LDP_NBRUP . . . . .	597
RPD_LDP_PING_DOWN . . . . .	597
RPD_LDP_SESSIONDOWN . . . . .	598
RPD_LDP_SESSIONUP . . . . .	598
RPD_LMP_ALLOC_ACK . . . . .	598
RPD_LMP_ALLOC_REQUEST_TIMEOUT . . . . .	598
RPD_LMP_CONTROL_CHANNEL . . . . .	598
RPD_LMP_NO_CALLBACK . . . . .	599
RPD_LMP_NO_MEMORY . . . . .	599
RPD_LMP_NO_PEER . . . . .	599
RPD_LMP_PEER . . . . .	599
RPD_LMP_PEER_IFL . . . . .	600
RPD_LMP_PEER_INDEX . . . . .	600
RPD_LMP_RESOURCE . . . . .	600
RPD_LMP_RESOURCE_NO_LINK . . . . .	600
RPD_LMP_SEND . . . . .	600
RPD_LMP_SEND_ALLOCATION_MESSAGE . . . . .	601
RPD_LMP_SYSFAIL . . . . .	601
RPD_LMP_TE_LINK . . . . .	601
RPD_LMP_TE_LINK_INDEX . . . . .	601
RPD_LMP_UNEXPECTED_OPCODE . . . . .	602
RPD_LOCK_FLOCKED . . . . .	602
RPD_LOCK_LOCKED . . . . .	602
RPD_MC_CFG_CREATE_ENTRY_FAILED . . . . .	603
RPD_MC_CFG_FWD_CACHE_CONFLICT . . . . .	603
RPD_MC_CFG_PREFIX_LEN_SHORT . . . . .	603
RPD_MC_COSD_WRITE_ERROR . . . . .	603
RPD_MC_DESIGNATED_PE_CHANGE . . . . .	604
RPD_MC_DYN_CFG_ALREADY_BOUND . . . . .	604
RPD_MC_DYN_CFG_SES_ID_ADD_FAIL . . . . .	604
RPD_MC_DYN_CFG_SES_ID_MISMATCH . . . . .	604
RPD_MC_LOCAL_DESIGNATED_PE . . . . .	605
RPD_MC_OIF_REJECT . . . . .	605
RPD_MC_OIF_RE_ADMIT . . . . .	605
RPD_MGMT_TIMEOUT . . . . .	605
RPD_MIRROR_ERROR . . . . .	606
RPD_MIRROR_VERSION_MISMATCH . . . . .	606
RPD_MLD_ACCOUNTING_OFF . . . . .	606
RPD_MLD_ACCOUNTING_ON . . . . .	606
RPD_MLD_ALL_SUBSCRIBERS_DELETED . . . . .	607
RPD_MLD_CFG_CREATE_ENTRY_FAILED . . . . .	607
RPD_MLD_CFG_GROUP_OUT_OF_RANGE . . . . .	607
RPD_MLD_CFG_INVALID_VALUE . . . . .	607
RPD_MLD_CFG_SOURCE_OUT_OF_RANGE . . . . .	608
RPD_MLD_DYN_CFG_ALREADY_BOUND . . . . .	608



RPD_MLD_DYN_CFG_INVALID_STMT .....	608
RPD_MLD_DYN_CFG_SES_ID_ADD_FAIL .....	609
RPD_MLD_DYN_CFG_SES_ID_MISMATCH .....	609
RPD_MLD_JOIN .....	609
RPD_MLD_LEAVE .....	609
RPD_MLD_MEMBERSHIP_TIMEOUT .....	610
RPD_MLD_ROUTER_VERSION_MISMATCH .....	610
RPD_MPLS_INTERFACE_ROUTE_ERROR .....	610
RPD_MPLS_INTF_MAX_LABELS_ERROR .....	610
RPD_MPLS_LSP_AUTOBW_NOTICE .....	610
RPD_MPLS_LSP_BANDWIDTH_CHANGE .....	611
RPD_MPLS_LSP_CHANGE .....	611
RPD_MPLS_LSP_DOWN .....	611
RPD_MPLS_LSP_SWITCH .....	611
RPD_MPLS_LSP_UP .....	612
RPD_MPLS_OAM_LSP_PING_REPLY_ERR .....	612
RPD_MPLS_OAM_PING_REPLY_TIMEOUT .....	612
RPD_MPLS_OAM_READ_ERROR .....	612
RPD_MPLS_OAM_WRITE_ERROR .....	613
RPD_MPLS_PATH_BANDWIDTH_CHANGE .....	613
RPD_MPLS_PATH_BFD_DOWN .....	613
RPD_MPLS_PATH_BFD_UP .....	613
RPD_MPLS_PATH_BW_NOT_AVAILABLE .....	614
RPD_MPLS_PATH_DOWN .....	614
RPD_MPLS_PATH_PING_DOWN .....	614
RPD_MPLS_PATH_UP .....	614
RPD_MPLS_REQ_BW_NOT_AVAILABLE .....	615
RPD_MPLS_TABLE_ROUTE_ERROR .....	615
RPD_MSDP_CFG_SA_LIMITS_CONFLICT .....	615
RPD_MSDP_CFG_SRC_INVALID .....	615
RPD_MSDP_PEER_DOWN .....	616
RPD_MSDP_PEER_UP .....	616
RPD_MSDP_SRC_ACTIVE_OVER_LIMIT .....	616
RPD_MSDP_SRC_ACTIVE_OVER_THRESH .....	616
RPD_MSDP_SRC_ACTIVE_UNDER_LIMIT .....	617
RPD_MSDP_SRC_ACTIVE_UNDER_THRESH .....	617
RPD_MVPN_CFG_PREFIX_LEN_SHORT .....	617
RPD_OSPF_CFGNBR_P2P .....	618
RPD_OSPF_IF_COST_CHANGE .....	618
RPD_OSPF_LDP_SYNC .....	618
RPD_OSPF_LSA_MAXIMUM_EXCEEDED .....	618
RPD_OSPF_LSA_WARNING_EXCEEDED .....	619
RPD_OSPF_NBRDOWN .....	619
RPD_OSPF_NBRUP .....	619
RPD_OSPF_OVERLOAD .....	620
RPD_OSPF_TOPO_IF_COST_CHANGE .....	620
RPD_OS_MEMHIGH .....	620
RPD_PARSE_BAD_LR_NAME .....	620
RPD_PARSE_BAD_OPTION .....	621

RPD_PARSE_CMD_ARG	621
RPD_PARSE_CMD_DUPLICATE	621
RPD_PARSE_CMD_EXTRA	621
RPD_PIM_FOUND_NON_BIDIR_NBR	622
RPD_PIM_NBRDOWN	622
RPD_PIM_NBRUP	622
RPD_PIM_NON_BIDIR_RPF	622
RPD_PLCY_CFG_COMMUNITY_FAIL	623
RPD_PLCY_CFG_FWDCLASS_OVERRIDDEN	623
RPD_PLCY_CFG_IFALL_NOMATCH	623
RPD_PLCY_CFG_NH_NETMASK	623
RPD_PLCY_CFG_PARSE_GEN_FAIL	624
RPD_PLCY_CFG_PREFIX_LEN_SHORT	624
RPD_PPM_READ_ERROR	624
RPD_PPM_WRITE_ERROR	624
RPD_PTHREAD_CREATE	625
RPD_RA_CFG_CREATE_ENTRY_FAILED	625
RPD_RA_CFG_INVALID_VALUE	625
RPD_RA_DYN_CFG_ALREADY_BOUND	625
RPD_RA_DYN_CFG_INVALID_STMT	626
RPD_RA_DYN_CFG_SES_ID_ADD_FAIL	626
RPD_RA_DYN_CFG_SES_ID_MISMATCH	626
RPD_RDISC_CKSUM	626
RPD_RDISC_NOMULTI	627
RPD_RDISC_NORECVIF	627
RPD_RDISC_SOLICITADDR	628
RPD_RDISC_SOLICITCMP	628
RPD_RDISC_SOLICITLEN	628
RPD_RIP_AUTH_ACK	629
RPD_RIP_AUTH_REQUEST	629
RPD_RIP_AUTH_UPDATE	629
RPD_RIP_JOIN_BROADCAST	629
RPD_RIP_JOIN_MULTICAST	629
RPD_RSVP_BACKUP_DOWN	630
RPD_RSVP_BYPASS_DOWN	630
RPD_RSVP_BYPASS_UP	630
RPD_RSVP_COS_CFG_WARN	630
RPD_RSVP_INCORRECT_FLOWSPEC	631
RPD_RSVP_LSP_SWITCH	631
RPD_RSVP_MAXIMUM_SESSIONS	631
RPD_RSVP_NBRDOWN	631
RPD_RSVP_NBRUP	632
RPD_RT_CFG_BR_CONFLICT	632
RPD_RT_CFG_CREATE_ENTRY_FAILED	632
RPD_RT_CFG_INVALID_VALUE	632
RPD_RT_CFG_TABLE_NON_MATCHING	633
RPD_RT_DUPLICATE_RD	633
RPD_RT_DYN_CFG_INST_NOT_FOUND	633
RPD_RT_DYN_CFG_TABLE_NOT_FOUND	633

RPD_RT_ERROR	634
RPD_RT_IFUP	634
RPD_RT_INST_CFG_RESERVED_NAME	634
RPD_RT_INST_IMPORT_PLCY_WARNING	634
RPD_RT_PATH_LIMIT_BELOW	635
RPD_RT_PATH_LIMIT_REACHED	635
RPD_RT_PATH_LIMIT_WARNING	635
RPD_RT_PREFIX_LIMIT_BELOW	635
RPD_RT_PREFIX_LIMIT_REACHED	636
RPD_RT_PREFIX_LIMIT_WARNING	636
RPD_RT_SHOWMODE	636
RPD_RT_TAG_ID_ALLOC_FAILED	636
RPD_SCHED_CALLBACK_LONGRUNTIME	637
RPD_SCHED_CUMULATIVE_LONGRUNTIME	637
RPD_SCHED_MODULE_LONGRUNTIME	637
RPD_SCHED_TASK_LONGRUNTIME	638
RPD_SIGNAL_TERMINATE	638
RPD_SNMP_CONN_PROG	638
RPD_SNMP_CONN_QUIT	638
RPD_SNMP_CONN_RETRY	639
RPD_SNMP_INVALID_SOCKET	639
RPD_SNMP_SOCKOPT_BLOCK	639
RPD_SNMP_SOCKOPT_RECVBUF	639
RPD_SNMP_SOCKOPT_SENDBUF	639
RPD_START	640
RPD_SYSTEM	640
RPD_TASK_BEGIN	640
RPD_TASK_CHILDKILLED	640
RPD_TASK_CHILDSTOPPED	641
RPD_TASK_DYN_REINIT	641
RPD_TASK_FORK	641
RPD_TASK_GETWD	641
RPD_TASK_MASTERSHIP	642
RPD_TASK_NOREINIT	642
RPD_TASK_PIDCLOSED	642
RPD_TASK_PIDFLOCK	642
RPD_TASK_PIDWRITE	642
RPD_TASK_REINIT	643
RPD_TASK_SIGNALIGNORE	643
RPD_TRACE_FAILED	643
RPD_VPLS_INTF_NOT_IN_SITE	643
<b>Chapter 88</b>	
<b>RT System Log Messages</b>	<b>645</b>
RT_FLOW_SESSION_CLOSE	645
RT_FLOW_SESSION_CLOSE_LS	645
RT_FLOW_SESSION_CREATE	646
RT_FLOW_SESSION_CREATE_LS	646
RT_FLOW_SESSION_DENY	646
RT_FLOW_SESSION_DENY_LS	646

	RT_H323_NAT_COOKIE_NOT_FOUND .....	647
	RT_IPSEC_AUTH_FAIL .....	647
	RT_IPSEC_BAD_SPI .....	647
	RT_IPSEC_DECRYPT_BAD_PAD .....	647
	RT_IPSEC_PV_DECRYPTION .....	648
	RT_IPSEC_PV_ENCRYPTION .....	648
	RT_IPSEC_PV_REPLAY .....	648
	RT_IPSEC_PV_SYM_KEYGEN .....	648
	RT_IPSEC_REPLAY .....	648
	RT_MGCP_CALL_LIMIT_EXCEED .....	649
	RT_MGCP_DECODE_FAIL .....	649
	RT_MGCP_MEM_ALLOC_FAILED .....	649
	RT_MGCP_REM_NAT_VEC_FAIL .....	649
	RT_MGCP_RM_CLIENTID_FAIL .....	649
	RT_MGCP_UNREG_BY_RM .....	650
	RT_SCCP_CALL_LIMIT_EXCEED .....	650
	RT_SCCP_CALL_RATE_EXCEED .....	650
	RT_SCCP_DECODE_FAIL .....	650
	RT_SCCP_NAT_COOKIE_NOT_FOUND .....	650
	RT_SCCP_REM_NAT_VEC_FAIL .....	651
	RT_SCCP_UNREG_RM_FAIL .....	651
	RT_SCREEN_ICMP .....	651
	RT_SCREEN_ICMP_LS .....	651
	RT_SCREEN_IP .....	652
	RT_SCREEN_IP_LS .....	652
	RT_SCREEN_SESSION_LIMIT .....	652
	RT_SCREEN_SESSION_LIMIT_LS .....	652
	RT_SCREEN_TCP .....	653
	RT_SCREEN_TCP_DST_IP .....	653
	RT_SCREEN_TCP_DST_IP_LS .....	653
	RT_SCREEN_TCP_LS .....	653
	RT_SCREEN_TCP_SRC_IP .....	654
	RT_SCREEN_TCP_SRC_IP_LS .....	654
	RT_SCREEN_UDP .....	654
	RT_SCREEN_UDP_LS .....	654
	RT_SCREEN_WHITE_LIST .....	655
	RT_SCREEN_WHITE_LIST_LS .....	655
	RT_SCTP_LOG_INFO .....	655
	RT_SCTP_PKT_INFO .....	655
<b>Chapter 89</b>	<b>RTLOG System Log Messages .....</b>	<b>657</b>
	RTLOG_JLOG_TEST .....	657
	RTLOG_UTP_TCP_SYN_FLOOD .....	657
	RTLOG_UTP_TCP_SYN_FLOOD_LS .....	657
<b>Chapter 90</b>	<b>RTLOGD System Log Messages .....</b>	<b>659</b>
	RTLOGD_LOG_BIND_ERROR .....	659
	RTLOGD_LOG_READ_ERROR .....	659

<b>Chapter 91</b>	<b>RTPERF System Log Messages</b> .....	<b>661</b>
	RTPERF_CPU_THRESHOLD_EXCEEDED .....	661
	RTPERF_CPU_USAGE_OK .....	661
<b>Chapter 92</b>	<b>SAVAL System Log Messages</b> .....	<b>663</b>
	SAVAL_RTsock_FAILURE .....	663
<b>Chapter 93</b>	<b>SDXD System Log Messages</b> .....	<b>665</b>
	SDXD_BEEP_FIN_FAIL .....	665
	SDXD_BEEP_INIT_FAIL .....	665
	SDXD_CHANNEL_START_FAIL .....	665
	SDXD_CONNECT_FAIL .....	666
	SDXD_DAEMONIZE_FAIL .....	666
	SDXD_EVLlib_FAILURE .....	666
	SDXD_KEEpalives_MISSED .....	667
	SDXD_KEEpalive_SEND_FAIL .....	667
	SDXD_MGMT_SOCKET_IO .....	667
	SDXD_OUT_OF_MEMORY .....	667
	SDXD_PID_FILE_UPDATE .....	668
	SDXD_SOCKET_FAILURE .....	668
<b>Chapter 94</b>	<b>SFW System Log Messages</b> .....	<b>669</b>
	SFW_LOG_FUNCTION .....	669
<b>Chapter 95</b>	<b>SMTPD System Log Messages</b> .....	<b>671</b>
	SMTPD_DROP_MAIL_PAYLOAD .....	671
	SMTPD_NO_CONFIGURED_SERVER .....	671
<b>Chapter 96</b>	<b>SNMP System Log Messages</b> .....	<b>673</b>
	SNMP_RTSLib_FAILURE .....	673
	SNMP_TRAP_TRACERT_PATH_CHANGE .....	673
	SNMP_TRAP_TRACERT_TEST_COMPLETED .....	674
	SNMP_TRAP_TRACERT_TEST_FAILED .....	674
<b>Chapter 97</b>	<b>SNMPD System Log Messages</b> .....	<b>675</b>
	SNMPD_AUTH_FAILURE .....	675
	SNMPD_AUTH_PRIVILEGES_EXCEEDED .....	675
	SNMPD_AUTH_RESTRICTED_ADDRESS .....	676
	SNMPD_AUTH_WRONG_PDU_TYPE .....	676
	SNMPD_BIND_INFO .....	676
	SNMPD_CONFIG_ERROR .....	677
	SNMPD_CONTEXT_ERROR .....	677
	SNMPD_ENGINE_ID_CHANGED .....	677
	SNMPD_FILE_FAILURE .....	677
	SNMPD_GROUP_ERROR .....	678
	SNMPD_HEALTH_MON_THRESH_CROSS .....	678
	SNMPD_INIT_FAILED .....	678
	SNMPD_LIBJUNIPER_FAILURE .....	679
	SNMPD_RADIX_FAILURE .....	679
	SNMPD_RECEIVE_FAILURE .....	679
	SNMPD_RMONFILE_FAILURE .....	680

	SNMPD_RMON_COOKIE .....	680
	SNMPD_RMON_EVENTLOG .....	680
	SNMPD_RMON_MIBERROR .....	680
	SNMPD_RTSLIB_ASYNC_EVENT .....	681
	SNMPD_SEND_FAILURE .....	681
	SNMPD_SET_FAILED .....	681
	SNMPD_SMOID_GEN_FAILURE .....	682
	SNMPD_SOCKET_FAILURE .....	682
	SNMPD_SOCKET_FATAL_FAILURE .....	682
	SNMPD_SYSLIB_FAILURE .....	683
	SNMPD_SYSOID_FAILURE .....	683
	SNMPD_SYSOID_GEN_FAILURE .....	683
	SNMPD_THROTTLE_QUEUE_DRAINED .....	683
	SNMPD_TRAP_COLD_START .....	684
	SNMPD_TRAP_GEN_FAILURE .....	684
	SNMPD_TRAP_INVALID_DATA .....	684
	SNMPD_TRAP_QUEUED .....	685
	SNMPD_TRAP_QUEUE_DRAINED .....	685
	SNMPD_TRAP_QUEUE_MAX_ATTEMPTS .....	685
	SNMPD_TRAP_QUEUE_MAX_SIZE .....	685
	SNMPD_TRAP_THROTTLED .....	686
	SNMPD_TRAP_WARM_START .....	686
	SNMPD_USER_ERROR .....	686
<b>Chapter 98</b>	<b>SPD System Log Messages .....</b>	<b>687</b>
	SPD_CONFIGURATION_COMPILE .....	687
	SPD_CONN_FATAL_FAILURE .....	687
	SPD_CONN_NO_REPLY .....	687
	SPD_CONN_OPEN_FAILURE .....	688
	SPD_CONN_SEND_FAILURE .....	688
	SPD_CONN_UNEXPECTED_MSG .....	688
	SPD_DAEMONIZE_FAILED .....	688
	SPD_DB_IF_ADD_FAILURE .....	689
	SPD_DB_IF_ALLOC_FAILURE .....	689
	SPD_DB_SVC_SET_ADD_FAILURE .....	689
	SPD_DB_SVC_SET_ALLOC_FAILURE .....	689
	SPD_DUPLICATE .....	690
	SPD_EVLIB_CREATE_FAILURE .....	690
	SPD_EVLIB_EXIT_FAILURE .....	690
	SPD_GEN_NUM_FAIL .....	690
	SPD_NOT_ROOT .....	691
	SPD_OUT_OF_MEMORY .....	691
	SPD_PID_FILE_LOCK .....	691
	SPD_PID_FILE_UPDATE .....	691
	SPD_SERVICE_NEXT_HOP_ADD_FAILED .....	692
	SPD_SERVICE_NEXT_HOP_DEL_FAILED .....	692
	SPD_TRAP_OID_GEN_FAILED .....	692
	SPD_TRAP_REQUEST_FAILURE .....	692
	SPD_USAGE .....	692

<b>Chapter 99</b>	<b>SSH System Log Messages</b>	<b>695</b>
	SSH_MSG_REPLAY_DETECT	695
	SSH_MSG_REPLAY_LIMIT	695
	SSH_RELAY_CONNECT_ERROR	695
	SSH_RELAY_USAGE	696
<b>Chapter 100</b>	<b>SSHD System Log Messages</b>	<b>697</b>
	SSHD_LOGIN_ATTEMPTS_THRESHOLD	697
	SSHD_LOGIN_FAILED	697
	SSHD_LOGIN_FAILED_LIMIT	697
<b>Chapter 101</b>	<b>SSL System Log Messages</b>	<b>699</b>
	SSL_PROXY_ERROR	699
	SSL_PROXY_INFO	699
	SSL_PROXY_SESSION_IGNORE	700
	SSL_PROXY_SESSION_WHITELIST	700
	SSL_PROXY_SSL_SESSION_ALLOW	700
	SSL_PROXY_SSL_SESSION_DROP	701
	SSL_PROXY_WARNING	701
<b>Chapter 102</b>	<b>SYSTEM System Log Messages</b>	<b>703</b>
	SYSTEM_ABNORMAL_SHUTDOWN	703
	SYSTEM_OPERATIONAL	703
	SYSTEM_SHUTDOWN	703
<b>Chapter 103</b>	<b>TFTPD System Log Messages</b>	<b>705</b>
	TFTPD_AF_ERR	705
	TFTPD_BIND_ERR	705
	TFTPD_CONNECT_ERR	705
	TFTPD_CONNECT_INFO	706
	TFTPD_CREATE_ERR	706
	TFTPD_FIO_ERR	706
	TFTPD_FORK_ERR	706
	TFTPD_NAK_ERR	707
	TFTPD_OPEN_ERR	707
	TFTPD_RECVCOMPLETE_INFO	707
	TFTPD_RECVFROM_ERR	707
	TFTPD_RECV_ERR	707
	TFTPD_SENDCOMPLETE_INFO	708
	TFTPD_SEND_ERR	708
	TFTPD_SOCKET_ERR	708
	TFTPD_STATFS_ERR	708
<b>Chapter 104</b>	<b>UFDD System Log Messages</b>	<b>709</b>
	UFDD_GROUP_ACTION_COMPLETE	709
<b>Chapter 105</b>	<b>UI System Log Messages</b>	<b>711</b>
	UI_AUTH_EVENT	711
	UI_AUTH_INVALID_CHALLENGE	711
	UI_CLI_IDLE_TIMEOUT	711
	UI_CMDLINE_READ_LINE	712

	UI_COMMIT_AT_ABORT .....	712
	UI_COMMIT_NOT_CONFIRMED .....	712
	UI_COMMIT_PREV_CNF_SAVED .....	712
	UI_COMMIT_ROLLBACK_FAILED .....	713
	UI_COND_GROUPS_COMMIT .....	713
	UI_COND_GROUPS_COMMIT_ABORT .....	713
	UI_DAEMON_ACCEPT_FAILED .....	713
	UI_DAEMON_FORK_FAILED .....	714
	UI_DAEMON_SELECT_FAILED .....	714
	UI_DAEMON_SOCKET_FAILED .....	714
	UI_FACTORY_OPERATION .....	715
	UI_INITIALSETUP_OPERATION .....	715
	UI_JUNOSCRIPT_CMD .....	715
	UI_LCC_NO_MASTER .....	715
	UI_MASTERSHIP_EVENT .....	716
	UI_NETCONF_CMD .....	716
	UI_PARSE_JUNOSCRIPT_ATTRIBUTES .....	716
	UI_REBOOT_EVENT .....	716
	UI_RESCUE_OPERATION .....	717
	UI_RESTART_EVENT .....	717
	UI_RESTART_FAILED_EVENT .....	717
	UI_TACPLUS_ERROR .....	717
	UI_WRITE_RECONNECT .....	717
<b>Chapter 106</b>	<b>UTMD System Log Messages .....</b>	<b>719</b>
	UTMD_MAILNOTIFIER_FAILURE .....	719
	UTMD_MALLOC_FAILURE .....	719
	UTMD_SSAMLIB_FAILURE .....	719
<b>Chapter 107</b>	<b>VCCPD System Log Messages .....</b>	<b>721</b>
	VCCPD_KNL_VERSION .....	721
	VCCPD_KNL_VERSIONNONE .....	721
	VCCPD_KNL_VERSIONOLD .....	722
	VCCPD_PROTOCOL_ADJDOWN .....	722
	VCCPD_PROTOCOL_ADJUP .....	722
	VCCPD_PROTOCOL_LSPCKSUM .....	722
	VCCPD_PROTOCOL_OVERLOAD .....	723
	VCCPD_SYSTEM .....	723
<b>Chapter 108</b>	<b>VM System Log Messages .....</b>	<b>725</b>
	VM_DCF_PB_COMMUNICATION_FAILED .....	725
	VM_DCF_PB_INVALID_IMAGE .....	725
	VM_DCF_PB_INVALID_UUID .....	726
	VM_DCF_PB_RESOURCE_FAILURE .....	726
<b>Chapter 109</b>	<b>VRRPD System Log Messages .....</b>	<b>727</b>
	VRRPD_ADVERT_TIME_MISMATCH .....	727
	VRRPD_AUTH_INFO_INVALID .....	727
	VRRPD_GET_TRAP_HEADER_FAILED .....	728
	VRRPD_LINK_LOCAL_ADD_MISMATCH .....	728



	VRRPD_MISSING_VIP .....	728
	VRRPD_NEW_BACKUP .....	729
	VRRPD_NEW_MASTER .....	729
	VRRPD_VIP_COUNT_MISMATCH .....	729
<b>Chapter 110</b>	<b>WEB System Log Messages .....</b>	<b>731</b>
	WEB_AUTH_FAIL .....	731
	WEB_AUTH_SUCCESS .....	731
	WEB_AUTH_TIME_EXCEEDED .....	731
	WEB_CERT_FILE_NOT_FOUND .....	731
	WEB_CHILD_STATE .....	732
	WEB_CONFIG_OPEN_ERROR .....	732
	WEB_CONFIG_WRITE_ERROR .....	732
	WEB_COULDNT_START_HTTPD .....	732
	WEB_EVENTLIB_INIT .....	733
	WEB_KEYPAIR_FILE_NOT_FOUND .....	733
	WEB_MGD_BIND_ERROR .....	733
	WEB_MGD_CHMOD_ERROR .....	733
	WEB_MGD_CONNECT_ERROR .....	733
	WEB_MGD_FCNTL_ERROR .....	734
	WEB_MGD_LISTEN_ERROR .....	734
	WEB_MGD_RECVMSG_PEEK_ERROR .....	734
	WEB_MGD_SOCKET_ERROR .....	734
	WEB_PIDFILE_LOCK .....	734
	WEB_PIDFILE_UPDATE .....	735
	WEB_UNAME_FAILED .....	735
	WEB_WEBAUTH_AUTH_FAIL .....	735
	WEB_WEBAUTH_AUTH_OK .....	735
	WEB_WEBAUTH_CONNECT_FAIL .....	736
<b>Chapter 111</b>	<b>WEBFILTER System Log Messages .....</b>	<b>737</b>
	WEBFILTER_CACHE_NOT_ENABLED .....	737
	WEBFILTER_INTERNAL_ERROR .....	737
	WEBFILTER_REQUEST_NOT_CHECKED .....	737
	WEBFILTER_SERVER_CONNECTED .....	738
	WEBFILTER_SERVER_DISCONNECTED .....	738
	WEBFILTER_SERVER_ERROR .....	738
	WEBFILTER_URL_BLOCKED .....	739
	WEBFILTER_URL_PERMITTED .....	739
	WEBFILTER_URL_REDIRECTED .....	739
<b>Part 3</b>	<b>Index</b>	
	Index .....	743



# About This Guide

This preface provides the following guidelines for using the *Junos<sup>®</sup> OS System Log Messages Reference*:

- [Junos OS Documentation and Release Notes on page lv](#)
- [Objectives on page lvi](#)
- [Audience on page lvi](#)
- [Supported Platforms on page lvi](#)
- [Using the Examples in This Manual on page lvii](#)
- [Documentation Conventions on page lviii](#)
- [Documentation Feedback on page lx](#)
- [Requesting Technical Support on page lx](#)

## Junos OS Documentation and Release Notes

---

For a list of related Junos OS documentation, see <http://www.juniper.net/techpubs/software/junos/>.

If the information in the latest release notes differs from the information in the documentation, follow the *Junos OS Release Notes*.

To obtain the most current version of all Juniper Networks<sup>®</sup> technical documentation, see the product documentation page on the Juniper Networks website at <http://www.juniper.net/techpubs/>.

Juniper Networks supports a technical book program to publish books by Juniper Networks engineers and subject matter experts with book publishers around the world. These books go beyond the technical documentation to explore the nuances of network architecture, deployment, and administration using the Junos operating system (Junos OS) and Juniper Networks devices. In addition, the Juniper Networks Technical Library, published in conjunction with O'Reilly Media, explores improving network security, reliability, and availability using Junos OS configuration techniques. All the books are for sale at technical bookstores and book outlets around the world. The current list can be viewed at <http://www.juniper.net/books>.

## Objectives

---

This reference describes system log messages generated by the Junos OS. Use the information to interpret system log messages and determine the appropriate corrective action for error conditions



**NOTE:** For additional information about the Junos OS—either corrections to or information that might have been omitted from this guide—see the software release notes at <http://www.juniper.net/>.

---

## Audience

---

This guide is designed for network administrators who are configuring and monitoring a Juniper Networks M Series, MX Series, T Series, EX Series, or J Series router or switch.

To use this reference, you need a broad understanding of networks in general, the Internet in particular, networking principles, and network configuration. You must also be familiar with one or more of the following Internet routing protocols:

- Border Gateway Protocol (BGP)
- Distance Vector Multicast Routing Protocol (DVMRP)
- Intermediate System-to-Intermediate System (IS-IS)
- Internet Control Message Protocol (ICMP) router discovery
- Internet Group Management Protocol (IGMP)
- Multiprotocol Label Switching (MPLS)
- Open Shortest Path First (OSPF)
- Protocol-Independent Multicast (PIM)
- Resource Reservation Protocol (RSVP)
- Routing Information Protocol (RIP)
- Simple Network Management Protocol (SNMP)

Personnel operating the equipment must be trained and competent; must not conduct themselves in a careless, willfully negligent, or hostile manner; and must abide by the instructions provided by the documentation.

## Supported Platforms

---

For the features described in this manual, the Junos OS currently supports the following platforms:

- J Series
- M Series

- MX Series
- T Series
- EX Series
- PTX Series

## Using the Examples in This Manual

---

If you want to use the examples in this manual, you can use the **load merge** or the **load merge relative** command. These commands cause the software to merge the incoming configuration into the current candidate configuration. If the example configuration contains the top level of the hierarchy (or multiple hierarchies), the example is a *full example*. In this case, use the **load merge** command

If the example configuration does not start at the top level of the hierarchy, the example is a *snippet*. In this case, use the **load merge relative** command. These procedures are described in the following sections.

### Merging a Full Example

To merge a full example, follow these steps:

1. From the HTML or PDF version of the manual, copy a configuration example into a text file, save the file with a name, and copy the file to a directory on your routing platform.

For example, copy the following configuration to a file and name the file **ex-script.conf**. Copy the **ex-script.conf** file to the **/var/tmp** directory on your routing platform.

```
system {
  scripts {
    commit {
      file ex-script.xsl;
    }
  }
}
interfaces {
  fxp0 {
    disable;
    unit 0 {
      family inet {
        address 10.0.0.1/24;
      }
    }
  }
}
```

2. Merge the contents of the file into your routing platform configuration by issuing the **load merge** configuration mode command:

```
[edit]
user@host# load merge /var/tmp/ex-script.conf
load complete
```

## Merging a Snippet

To merge a snippet, follow these steps:

1. From the HTML or PDF version of the manual, copy a configuration snippet into a text file, save the file with a name, and copy the file to a directory on your routing platform.

For example, copy the following snippet to a file and name the file **ex-script-snippet.conf**. Copy the **ex-script-snippet.conf** file to the **/var/tmp** directory on your routing platform.

```
commit {
file ex-script-snippet.xml;
}
```

2. Move to the hierarchy level that is relevant for this snippet by issuing the following configuration mode command:

```
[edit]
user@host# edit system scripts
[edit system scripts]
```

3. Merge the contents of the file into your routing platform configuration by issuing the load merge relative configuration mode command:

```
[edit system scripts]
user@host# load merge relative /var/tmp/ex-script-snippet.conf
load complete
```

For more information about the load command, see the *Junos OS CLI User Guide*

## Documentation Conventions

Table 1 on page lviii defines notice icons used in this guide.

Table 1: Notice Icons





Icon	Meaning	Description
	Informational note	Indicates important features or instructions.
	Caution	Indicates a situation that might result in loss of data or hardware damage.
	Warning	Alerts you to the risk of personal injury or death.
	Laser warning	Alerts you to the risk of personal injury from a laser.

Table 2 on page lix defines the text and syntax conventions used in this guide.

Table 2: Text and Syntax Conventions

Convention	Description	Examples
<b>Bold text like this</b>	Represents text that you type.	To enter configuration mode, type the <b>configure</b> command:  user@host> <b>configure</b>
Fixed-width text like this	Represents output that appears on the terminal screen.	user@host> <b>show chassis alarms</b>  No alarms currently active
<i>Italic text like this</i>	<ul style="list-style-type: none"> <li>Introduces important new terms.</li> <li>Identifies book names.</li> <li>Identifies RFC and Internet draft titles.</li> </ul>	<ul style="list-style-type: none"> <li>A policy <i>term</i> is a named structure that defines match conditions and actions.</li> <li><i>Junos OS System Basics Configuration Guide</i></li> <li>RFC 1997, <i>BGP Communities Attribute</i></li> </ul>
<i>Italic text like this</i>	Represents variables (options for which you substitute a value) in commands or configuration statements.	Configure the machine's domain name:  [edit] root@# <b>set system domain-name</b> <i>domain-name</i>
Text like this	Represents names of configuration statements, commands, files, and directories; interface names; configuration hierarchy levels; or labels on routing platform components.	<ul style="list-style-type: none"> <li>To configure a stub area, include the <b>stub</b> statement at the [edit protocols ospf area area-id] hierarchy level.</li> <li>The console port is labeled <b>CONSOLE</b>.</li> </ul>
< > (angle brackets)	Enclose optional keywords or variables.	<b>stub</b> <default-metric <i>metric</i> >;
(pipe symbol)	Indicates a choice between the mutually exclusive keywords or variables on either side of the symbol. The set of choices is often enclosed in parentheses for clarity.	<b>broadcast</b>   <b>multicast</b>  ( <i>string1</i>   <i>string2</i>   <i>string3</i> )
# (pound sign)	Indicates a comment specified on the same line as the configuration statement to which it applies.	<b>rsvp { # Required for dynamic MPLS only</b>
[ ] (square brackets)	Enclose a variable for which you can substitute one or more values.	<b>community name members</b> [ <i>community-ids</i> ]
Indentation and braces ( { } )	Identify a level in the configuration hierarchy.	[edit] routing-options { static { route default { nexthop <i>address</i> ; retain; } } }
;(semicolon)	Identifies a leaf statement at a configuration hierarchy level.	

## J-Web GUI Conventions

Table 2: Text and Syntax Conventions (*continued*)

Convention	Description	Examples
<b>Bold text like this</b>	Represents J-Web graphical user interface (GUI) items you click or select.	<ul style="list-style-type: none"> <li>In the Logical Interfaces box, select <b>All Interfaces</b>.</li> <li>To cancel the configuration, click <b>Cancel</b>.</li> </ul>
<b>&gt;</b> (bold right angle bracket)	Separates levels in a hierarchy of J-Web selections.	In the configuration editor hierarchy, select <b>Protocols&gt;Ospf</b> .

## Documentation Feedback

We encourage you to provide feedback, comments, and suggestions so that we can improve the documentation. You can send your comments to [techpubs-comments@juniper.net](mailto:techpubs-comments@juniper.net), or fill out the documentation feedback form at <https://www.juniper.net/cgi-bin/docbugreport/>. If you are using e-mail, be sure to include the following information with your comments:

- Document or topic name
- URL or page number
- Software release version (if applicable)

## Requesting Technical Support

Technical product support is available through the Juniper Networks Technical Assistance Center (JTAC). If you are a customer with an active J-Care or JNASC support contract, or are covered under warranty, and need postsales technical support, you can access our tools and resources online or open a case with JTAC.

- JTAC policies—For a complete understanding of our JTAC procedures and policies, review the JTAC User Guide located at <http://www.juniper.net/us/en/local/pdf/resource-guides/7100059-en.pdf>.
- Product warranties—For product warranty information, visit <http://www.juniper.net/support/warranty/>.
- JTAC Hours of Operation —The JTAC centers have resources available 24 hours a day, 7 days a week, 365 days a year.

## Self-Help Online Tools and Resources

For quick and easy problem resolution, Juniper Networks has designed an online self-service portal called the Customer Support Center (CSC) that provides you with the following features:

- Find CSC offerings: <http://www.juniper.net/customers/support/>
- Find product documentation: <http://www.juniper.net/techpubs/>



- Find solutions and answer questions using our Knowledge Base: <http://kb.juniper.net/>
- Download the latest versions of software and review release notes:  
<http://www.juniper.net/customers/csc/software/>
- Search technical bulletins for relevant hardware and software notifications:  
<https://www.juniper.net/alerts/>
- Join and participate in the Juniper Networks Community Forum:  
<http://www.juniper.net/company/communities/>
- Open a case online in the CSC Case Management tool: <http://www.juniper.net/cm/>

To verify service entitlement by product serial number, use our Serial Number Entitlement (SNE) Tool: <https://tools.juniper.net/SerialNumberEntitlementSearch/>

## Opening a Case with JTAC

You can open a case with JTAC on the Web or by telephone.

- Use the Case Management tool in the CSC at <http://www.juniper.net/cm/> .
- Call 1-888-314-JTAC (1-888-314-5822 toll-free in the USA, Canada, and Mexico).

For international or direct-dial options in countries without toll-free numbers, visit us at <http://www.juniper.net/support/requesting-support.html>



## PART 1

# Overview

- [Configuring System Log Messages on page 3](#)



## CHAPTER 1

# Configuring System Log Messages

The Junos OS generates system log messages (also called *syslog messages*) to record events that occur on the router, including the following:

- Routine operations, such as creation of an Open Shortest Path First (OSPF) protocol adjacency or a user login into the configuration database
- Failure and error conditions, such as failure to access a configuration file or unexpected closure of a connection to a peer process
- Emergency or critical conditions, such as router power-down due to excessive temperature

Each system log message identifies the Junos OS process that generated the message and briefly describes the operation or error that occurred. For detailed information about specific system log messages, see the [Junos OS System Log Messages Reference](#).



**NOTE:** This topic describes system log messages for Junos OS processes and libraries and not the system logging services on a Physical Interface Card (PIC) such as the Adaptive Services PIC. For information about configuring system logging for PIC services, see the [Junos OS Services Interfaces Configuration Guide](#).

This chapter discusses the following topics:

- [Junos OS System Log Configuration Hierarchy on page 3](#)
- [Minimum and Default System Logging Configuration on page 4](#)
- [Configuring System Logging for a Single-Chassis System on page 7](#)
- [Configuring System Logging for a TX Matrix Router on page 31](#)
- [Displaying and Interpreting System Log Messages on page 49](#)
- [Getting Help About System Log Messages on page 59](#)

## Junos OS System Log Configuration Hierarchy

---

To configure the router to log system messages, include the **syslog** statement at the **[edit system]** hierarchy level:

```
[edit system]
syslog {
  archive <files number> <size size <world-readable | no-world-readable>;
  console {
    facility severity;
  }
  file filename {
    facility severity;
    archive <archive-sites {ftp-url <password password>}> <files number> <size size>
      <start-time "YYYY-MM-DD.hh:mm"> <transfer-interval minutes> <world-readable |
      no-world-readable>;
    explicit-priority;
    match "regular-expression";
    structured-data {
      brief;
    }
  }
}
host (hostname | other-routing-engine | scc-master) {
  facility severity;
  explicit-priority;
  facility-override facility;
  log-prefix string;
  match "regular-expression";
  source-address source-address;
  structured-data {
    brief;
  }
}
source-address source-address;
time-format (year | millisecond | year millisecond);
user (username | *) {
  facility severity;
  match "regular-expression";
}
}
```

**Related Documentation**

- [Junos OS System Log Configuration Overview](#)

---

## Minimum and Default System Logging Configuration

For information about the minimum and default system log settings on routing platforms that run the Junos OS, see the following sections:

- [Junos OS Minimum System Logging Configuration on page 4](#)
- [Junos OS Default System Log Settings on page 5](#)
- [Junos OS Platform-Specific Default System Log Messages on page 6](#)

### Junos OS Minimum System Logging Configuration

To record or view system log messages, you must include the **syslog** statement at the **[edit system]** hierarchy level. Specify at least one destination for the messages, as described in [Table 3 on page 5](#). For more information about the configuration statements, see Single-Chassis System Logging Configuration Overview.

Table 3: Minimum Configuration Statements for System Logging

Destination	Minimum Configuration Statements
File	<code>[edit system syslog] file <i>filename</i> {     <i>facility severity</i>; }</code>
Terminal session of one, several, or all users	<code>[edit system syslog] user (<i>username</i>   *) {     <i>facility severity</i>; }</code>
Router or switch console	<code>[edit system syslog] console {     <i>facility severity</i>; }</code>
Remote machine or the other Routing Engine on the router or switch	<code>[edit system syslog] host (<i>hostname</i>   other-routing-engine) {     <i>facility severity</i>; }</code>

#### Related Documentation

- [Junos OS System Log Configuration Overview](#)
- [Overview of Junos OS System Log Messages](#)
- [Overview of Single-Chassis System Logging Configuration](#)

## Junos OS Default System Log Settings

[Table 4 on page 5](#) summarizes the default system log settings that apply to all routers that run the Junos OS, and specifies which statement to include in the configuration to override the default value.

Table 4: Default System Logging Settings

Setting	Default	Overriding Statement	Instructions
Alternative facility for message forwarded to a remote machine	For <b>change-log</b> : local6  For <b>conflict-log</b> : local5  For <b>dfc</b> : local1  For <b>firewall</b> : local3  For <b>interactive-commands</b> : local7  For <b>pfe</b> : local4	<code>[edit system syslog] host <i>hostname</i> {     facility-override <i>facility</i>; }</code>	<a href="#">“Changing the Alternative Facility Name for Remote System Log Messages” on page 15</a>
Format of messages logged to a file	Standard Junos format, based on UNIX format	<code>[edit system syslog] file <i>filename</i> {     structured-data; }</code>	<a href="#">“Logging Messages in Structured-Data Format” on page 12</a>

Table 4: Default System Logging Settings (*continued*)

Setting	Default	Overriding Statement	Instructions
Maximum number of files in the archived set	10	<pre>[edit system syslog] archive {   files <i>number</i>; } file <i>filename</i> {   archive {     files <i>number</i>;   } }</pre>	<a href="#">“Specifying Log File Size, Number, and Archiving Properties” on page 20</a>
Maximum size of the log file	J Series: 128 kilobytes (KB) M Series, MX Series, and T Series: 1 megabyte (MB)  TX Matrix: 10 MB	<pre>[edit system syslog] archive {   size <i>size</i>; } file <i>filename</i> {   archive {     size <i>size</i>;   } }</pre>	<a href="#">“Specifying Log File Size, Number, and Archiving Properties” on page 20</a>
Timestamp format	Month, date, hour, minute, second  For example: <b>Aug 21 12:36:30</b>	<pre>[edit system syslog] time-format <i>format</i>;</pre>	<a href="#">“Including the Year or Millisecond in Timestamps” on page 25</a>
Users who can read log files	<b>root</b> user and users with the Junos <b>maintenance</b> permission	<pre>[edit system syslog] archive {   world-readable; } file <i>filename</i> {   archive {     world-readable;   } }</pre>	<a href="#">“Specifying Log File Size, Number, and Archiving Properties” on page 20</a>

- [Junos OS System Log Configuration Overview](#)
- [Junos OS Platform-Specific Default System Log Messages on page 6](#)

## Junos OS Platform-Specific Default System Log Messages

The following messages are generated by default on specific routers. To view any of these types of messages, you must configure at least one destination for messages as described in [“Junos OS Minimum System Logging Configuration” on page 4](#).

- On J Series routers, a message is logged when a process running in the kernel consumes 500 or more consecutive milliseconds of CPU time.

To log the kernel process message on an M Series, MX Series, or T Series router, include the **kernel info** statement at the appropriate hierarchy level:

```
[edit system syslog]
(console | file filename | host destination | user username) {
  kernel info;
```



```
}
```

- On a routing matrix composed of a TX Matrix router and T640 routers, the master Routing Engine on each T640 router forwards all messages with a severity of **info** and higher to the master Routing Engine on the TX Matrix router. This is equivalent to the following configuration statement included on the TX Matrix router:

```
[edit system syslog]
host scc-master {
  any info;
}
```

- Likewise, on a routing matrix composed of a TX Matrix Plus router and T1600 routers, the master Routing Engine on each T1600 router forwards to the master Routing Engine on the TX Matrix Plus router all messages with a severity of **info** and higher. This is equivalent to the following configuration statement included on the TX Matrix Plus router:

```
[edit system syslog]
host sfc0-master {
  any info;
}
```

#### Related Documentation

- Junos OS System Log Configuration Overview
- [Junos OS Default System Log Settings on page 5](#)

## Configuring System Logging for a Single-Chassis System

The Junos system logging utility is similar to the UNIX **syslogd** utility. This section describes how to configure system logging for a single-chassis system that runs the Junos OS.

System logging configuration for the Junos-FIPS software and for Juniper Networks routing platforms in a Common Criteria environment is the same as for the Junos OS. For more information, see the *Secure Configuration Guide for Common Criteria and Junos-FIPS*.

Each system log message belongs to a facility, which groups together related messages. Each message is also preassigned a *severity level*, which indicates how seriously the triggering event affects routing platform functions. You always specify the facility and severity of the messages to include in the log. For more information, see [“Specifying the Facility and Severity of Messages to Include in the Log” on page 9](#).

You direct messages to one or more destinations by including the appropriate statement at the **[edit system syslog]** hierarchy level:

- To a named file in a local file system, by including the **file** statement. See [“Logging Messages in Structured-Data Format” on page 12](#).
- To the terminal session of one or more specific users (or all users) when they are logged in to the routing platform, by including the **user** statement. See [Directing Messages to a User Terminal](#).

- To the routing platform console, by including the **console** statement. See [Directing Messages to the Console](#).
- To a remote machine that is running the **syslogd** utility or to the other Routing Engine on the routing platform, by including the **host** statement. See [Directing Messages to a Remote Destination from the Routing Matrix](#).

By default, messages are logged in a standard format, which is based on a UNIX system log format; for detailed information, see [“Interpreting Messages Generated in Standard Format by a Junos Process or Library” on page 55](#), [“Interpreting Messages Generated in Standard Format by Services on a PIC” on page 56](#), and [“Interpreting Messages Generated in Structured-Data Format” on page 50](#). You can alter the content and format of logged messages in the following ways:

- In Junos 8.3 and later, you can log messages to a file in structured-data format instead of the standard Junos format. Structured-data format provides more information without adding significant length, and makes it easier for automated applications to extract information from the message. For more information, see [“Logging Messages in Structured-Data Format” on page 12](#).
- A message’s facility and severity level are together referred to as its priority. By default, the standard Junos format for messages does not include priority information. (Structured-data format includes a priority code by default.) To include priority information in standard-format messages directed to a file or a remote destination, include the **explicit-priority** statement. For more information, see [Including Priority Information in System Log Messages](#).
- By default, the standard Junos format for messages specifies the month, date, hour, minute, and second when the message was logged. You can modify the timestamp on standard-format messages to include the year, the millisecond, or both. (Structured-data format specifies the year and millisecond by default.) For more information, see [Including the Year or Millisecond in Timestamps](#).
- When directing messages to a remote machine, you can specify the IP address that is reported in messages as their source. You can also configure features that make it easier to separate Junos-specific messages or messages generated on particular routing platforms. For more information, see [Directing Messages to a Remote Destination from the Routing Matrix](#).
- The predefined facilities group together related messages, but you can also use regular expressions to specify more exactly which messages from a facility are logged to a file, a user terminal, or a remote destination. For more information, see [“Using Regular Expressions to Refine the Set of Logged Messages” on page 25](#).

For a statement summary for the statements discussed in this chapter, see the *Junos System Basics Configuration Guide*.

For detailed information about configuring system logging, see the following sections:

- [Specifying the Facility and Severity of Messages to Include in the Log on page 9](#)
- [Directing System Log Messages to a Log File on page 11](#)
- [Logging Messages in Structured-Data Format on page 12](#)

- [Directing System Log Messages to a User Terminal on page 12](#)
- [Directing System Log Messages to the Console on page 13](#)
- [Directing Messages to a Remote Machine or the Other Routing Engine on page 13](#)
- [Specifying Log File Size, Number, and Archiving Properties on page 20](#)
- [Including Priority Information in System Log Messages on page 21](#)
- [System Log Facility Codes and Numerical Codes Reported in Priority Information on page 23](#)
- [Including the Year or Millisecond in Timestamps on page 25](#)
- [Using Regular Expressions to Refine the Set of Logged Messages on page 25](#)
- [Junos System Log Regular Expression Operators for the match Statement on page 27](#)
- [Disabling the System Logging of a Facility on page 28](#)
- [Examples: Configuring System Logging on page 29](#)

## Specifying the Facility and Severity of Messages to Include in the Log

Each system log message belongs to a facility, which groups together messages that either are generated by the same source (such as a software process) or concern a similar condition or activity (such as authentication attempts). Each message is also preassigned a *severity level*, which indicates how seriously the triggering event affects routing platform functions.

When you configure logging for a facility and destination, you specify a severity level for each facility. Messages from the facility that are rated at that level or higher are logged to the following destination:

```
[edit system syslog]
(console | file filename | host destination | user username) {
  facility severity ;
}
```

For more information about the destinations, see [“Directing System Log Messages to a User Terminal” on page 12](#), and, [“Directing System Log Messages to the Console” on page 13](#).

To log messages belonging to more than one facility to a particular destination, specify each facility and associated severity as a separate statement within the set of statements for the destination.

[Table 5 on page 9](#) lists the Junos system logging facilities that you can specify in configuration statements at the **[edit system syslog]** hierarchy level.

**Table 5: Junos OS System Logging Facilities**

Facility	Type of Event or Error
<b>any</b>	All (messages from all facilities)
<b>authorization</b>	Authentication and authorization attempts

Table 5: Junos OS System Logging Facilities (*continued*)

Facility	Type of Event or Error
<b>change-log</b>	Changes to the Junos OS configuration
<b>conflict-log</b>	Specified configuration is invalid on the router type
<b>daemon</b>	Actions performed or errors encountered by system processes
<b>dfc</b>	Events related to dynamic flow capture
<b>firewall</b>	Packet filtering actions performed by a firewall filter
<b>ftp</b>	Actions performed or errors encountered by the FTP process
<b>interactive-commands</b>	Commands issued at the Junos OS command-line interface (CLI) prompt or by a client application such as a Junos XML protocol or NETCONF XML client
<b>kernel</b>	Actions performed or errors encountered by the Junos OS kernel
<b>pfe</b>	Actions performed or errors encountered by the Packet Forwarding Engine
<b>user</b>	Actions performed or errors encountered by user-space processes

[Table 6 on page 10](#) lists the severity levels that you can specify in configuration statements at the `[edit system syslog]` hierarchy level. The levels from **emergency** through **info** are in order from highest severity (greatest effect on functioning) to lowest.

Unlike the other severity levels, the **none** level disables logging of a facility instead of indicating how seriously a triggering event affects routing functions. For more information, see [“Disabling the System Logging of a Facility” on page 28](#).

Table 6: System Log Message Severity Levels

Severity Level	Description
<b>any</b>	Includes all severity levels
<b>none</b>	Disables logging of the associated facility to a destination
<b>emergency</b>	System panic or other condition that causes the router to stop functioning
<b>alert</b>	Conditions that require immediate correction, such as a corrupted system database
<b>critical</b>	Critical conditions, such as hard errors
<b>error</b>	Error conditions that generally have less serious consequences than errors at the emergency, alert, and critical levels

Table 6: System Log Message Severity Levels (*continued*)

Severity Level	Description
<b>warning</b>	Conditions that warrant monitoring
<b>notice</b>	Conditions that are not errors but might warrant special handling
<b>info</b>	Events or nonerror conditions of interest

**Related Documentation**

- Single-Chassis System Logging Configuration Overview
- Overview of Single-Chassis System Logging Configuration
- [Examples: Configuring System Logging on page 29](#)

## Directing System Log Messages to a Log File

To direct system log messages to a file in the `/var/log` directory of the local Routing Engine, include the **file** statement at the `[edit system syslog]` hierarchy level:

```
[edit system syslog]
file filename {
    facility severity;
    archive <archive-sites (ftp-url <password password>)> <files number> <size size>
        <start-time "YYYY-MM-DD.hh:mm"> <transfer-interval minutes> <world-readable |
        no-world-readable>;
    explicit-priority;
    match "regular-expression";
    structured-data {
        brief;
    }
}
```

For the list of facilities and severity levels, see [Specifying the Facility and Severity of Messages to Include in the Log](#).

To prevent log files from growing too large, the Junos OS system logging utility by default writes messages to a sequence of files of a defined size. By including the **archive** statement, you can configure the number of files, their maximum size, and who can read them, either for all log files or for a certain log file. For more information, see [“Specifying Log File Size, Number, and Archiving Properties” on page 20](#).

For information about the following statements, see the indicated sections:

- **explicit-priority**—See [“Including Priority Information in System Log Messages” on page 21](#)
- **match**—See [“Using Regular Expressions to Refine the Set of Logged Messages” on page 25](#)
- **structured-data**—See [“Logging Messages in Structured-Data Format” on page 12](#)

**Related Documentation**

- Single-Chassis System Logging Configuration Overview

- Overview of Junos OS System Log Messages
- Logging Messages in Structured-Data Format
- [Examples: Configuring System Logging on page 29](#)
- Examples: Configuring System Logging

## Logging Messages in Structured-Data Format

You can log messages to a file in structured-data format instead of the standard Junos format. Structured-data format provides more information without adding significant length, and makes it easier for automated applications to extract information from a message.

The structured-data format complies with Internet draft [draft-ietf-syslog-protocol-23](http://tools.ietf.org/html/draft-ietf-syslog-protocol-23), *The syslog Protocol*, which is at <http://tools.ietf.org/html/draft-ietf-syslog-protocol-23>. The draft establishes a standard message format regardless of the source or transport protocol for logged messages.

To output messages to a file in structured-data format, include the **structured-data** statement at the **[edit system syslog file *filename*]** hierarchy level:

```
[edit system syslog file filename]  
  facility severity;  
  structured-data {  
    brief;  
  }
```

The optional **brief** statement suppresses the English-language text that appears by default at the end of a message to describe the error or event. For information about the fields in a structured-data format message, see the [Junos OS System Log Messages Reference](#).

The structured format is used for all messages logged to the file that are generated by a Junos process or software library.



**NOTE:** If you include either or both of the **explicit-priority** and **time-format** statements along with the **structured-data** statement, they are ignored. These statements apply to the standard Junos system log format, not to structured-data format.

---

### Related Documentation

- Single-Chassis System Logging Configuration Overview
- [Examples: Configuring System Logging on page 29](#)

## Directing System Log Messages to a User Terminal

To direct system log messages to the terminal session of one or more specific users (or all users) when they are logged in to the local Routing Engine, include the **user** statement at the **[edit system syslog]** hierarchy level:

```
[edit system syslog]
user (username | *) {
    facility severity;
    match "regular-expression";
}
```

Specify one or more Junos OS usernames, separating multiple values with spaces, or use the asterisk (\*) to indicate all users who are logged in to the local Routing Engine.

For the list of logging facilities and severity levels, see [Specifying the Facility and Severity of Messages to Include in the Log](#). For information about the **match** statement, see [“Using Regular Expressions to Refine the Set of Logged Messages” on page 25](#).

#### Related Documentation

- Single-Chassis System Logging Configuration Overview
- Overview of Single-Chassis System Logging Configuration
- [Examples: Configuring System Logging on page 29](#)
- Examples: Configuring System Logging

## Directing System Log Messages to the Console

To direct system log messages to the console of the local Routing Engine, include the **console** statement at the **[edit system syslog]** hierarchy level:

```
[edit system syslog]
console {
    facility severity;
}
```

For the list of logging facilities and severity levels, see [Specifying the Facility and Severity of Messages to Include in the Log](#).

#### Related Documentation

- Single-Chassis System Logging Configuration Overview
- Overview of Single-Chassis System Logging Configuration
- [Examples: Configuring System Logging on page 29](#)
- Examples: Configuring System Logging

## Directing Messages to a Remote Machine or the Other Routing Engine

To direct system log messages to a remote machine or to the other Routing Engine on the routing platform, include the **host** statement at the **[edit system syslog]** hierarchy level:

```
[edit system syslog]
host (hostname | other-routing-engine) {
    facility severity;
    explicit-priority;
    facility-override facility;
    log-prefix string;
    match "regular-expression";
}
```

```
}  
source-address source-address;
```

To direct system log messages to a remote machine, include the **host** *hostname* statement to specify the remote machine's IP version 4 (IPv4) address, IP version 6 (IPv6) address, or fully qualified hostname. The remote machine must be running the standard **syslogd** utility. We do not recommend directing messages to another Juniper Networks routing platform. In each system log message directed to the remote machine, the hostname of the local Routing Engine appears after the timestamp to indicate that it is the source for the message.

To direct system log messages to the other Routing Engine on a routing platform with two Routing Engines installed and operational, include the **host other-routing-engine** statement. The statement is not automatically reciprocal, so you must include it in each Routing Engine's configuration if you want them to direct messages to each other. In each message directed to the other Routing Engine, the string **re0** or **re1** appears after the timestamp to indicate the source for the message.

For the list of facilities and severity levels to configure under the host statement, see [“Specifying the Facility and Severity of Messages to Include in the Log” on page 9](#).

To record facility and severity level information in each message, include the **explicit-priority** statement. For more information, see [Including Priority Information in System Log Messages](#).

For information about the **match** statement, see [“Using Regular Expressions to Refine the Set of Logged Messages” on page 25](#).

When directing messages to remote machines, you can include the **source-address** statement to specify the IP address of the routing platform that is reported in the messages as their source. In each host statement, you can also include the **facility-override** statement to assign an alternative facility and the **log-prefix** statement to add a string to each message. For more information, see the following sections:

- [Specifying an Alternative Source Address for System Log Messages on page 14](#)
- [Changing the Alternative Facility Name for Remote System Log Messages on page 15](#)
- [System Log Default Facilities for Messages Directed to a Remote Destination on page 17](#)
- [Junos OS System Log Alternate Facilities for Remote Logging on page 17](#)
- [Examples: Assigning an Alternative Facility on page 18](#)
- [Adding a Text String to System Log Messages on page 19](#)
- [Adding a String on page 19](#)

---

### **Specifying an Alternative Source Address for System Log Messages**

To specify the source router to be reported in system log messages when the messages are directed to a remote machine, include the **source-address** statement at the **[edit system syslog]** hierarchy level:

```
[edit system syslog]  
source-address source-address;
```



**source-address** is a valid IPv4 or IPv6 address configured on one of the router interfaces. The address is reported in the messages directed to all remote machines specified in **host hostname** statements at the **[edit system syslog]** hierarchy level, but not in messages directed to the other Routing Engine.

**Related Documentation**

- Single-Chassis System Logging Configuration Overview
- [Examples: Assigning an Alternative Facility on page 18](#)

### Changing the Alternative Facility Name for Remote System Log Messages

Some facilities assigned to messages logged on the local router or switch have Junos OS-specific names (see Junos OS System Logging Facilities and Message Severity Levels). In the recommended configuration, a remote machine designated at the **[edit system syslog host hostname]** hierarchy level is not a Juniper Networks router or switch, so its **syslogd** utility cannot interpret the Junos OS-specific names. To enable the standard **syslogd** utility to handle messages from these facilities when messages are directed to a remote machine, a standard **localX** facility name is used instead of the Junos OS-specific facility name.

[Table 7 on page 17](#) lists the default alternative facility name next to the Junos OS-specific facility name it is used for.

The **syslogd** utility on a remote machine handles all messages that belong to a facility in the same way, regardless of the source of the message (the Juniper Networks router or switch or the remote machine itself). For example, the following statements in the configuration of the router called **local-router** direct messages from the **authorization** facility to the remote machine **monitor.mycompany.com**:

```
[edit system syslog]
host monitor.mycompany.com {
  authorization info;
}
```

The default alternative facility for the local **authorization** facility is also **authorization**. If the **syslogd** utility on **monitor** is configured to write messages belonging to the **authorization** facility to the file **/var/log/auth-attempts**, then the file contains the messages generated when users log in to **local-router** and the messages generated when users log in to **monitor**. Although the name of the source machine appears in each system log message, the mixing of messages from multiple machines can make it more difficult to analyze the contents of the **auth-attempts** file.

To make it easier to separate the messages from each source, you can assign an alternative facility to all messages generated on **local-router** when they are directed to **monitor**. You can then configure the **syslogd** utility on **monitor** to write messages with the alternative facility to a different file from messages generated on **monitor** itself.

To change the facility used for all messages directed to a remote machine, include the **facility-override** statement at the **[edit system syslog host hostname]** hierarchy level:

```
[edit system syslog host hostname]
facility severity;
```

**facility-override** *facility*;

In general, it makes sense to specify an alternative facility that is not already in use on the remote machine, such as one of the **localX** facilities. On the remote machine, you must also configure the **syslogd** utility to handle the messages in the desired manner.

[Table 8 on page 17](#) lists the facilities that you can specify in the **facility-override** statement.

We do not recommend including the **facility-override** statement at the **[edit system syslog host other-routing-engine]** hierarchy level. It is not necessary to use alternative facility names when directing messages to the other Routing Engine, because its Junos OS system logging utility can interpret the Junos OS-specific names.

The following example shows how to log all messages generated on the local router at the **error** level or higher to the **local0** facility on the remote machine called **monitor.mycompany.com**:

```
[edit system syslog]
host monitor.mycompany.com {
  any error;
  facility-override local0;
}
```

The following example shows how to configure routers located in California and routers located in New York to send messages to a single remote machine called **central-logger.mycompany.com**. The messages from California are assigned to alternative facility **local0** and the messages from New York are assigned to alternative facility **local2**.

- Configure California routers to aggregate messages in the **local0** facility:

```
[edit system syslog]
host central-logger.mycompany.com {
  change-log info;
  facility-override local0;
}
```

- Configure New York routers to aggregate messages in the **local2** facility:

```
[edit system syslog]
host central-logger.mycompany.com {
  change-log info;
  facility-override local2;
}
```

On **central-logger**, you can then configure the system logging utility to write messages from the **local0** facility to the file **california-config** and the messages from the **local2** facility to the file **new-york-config**.

#### Related Documentation

- [Table 7 on page 17](#)
- [Junos OS System Log Alternate Facilities for Remote Logging on page 17](#)
- [Examples: Assigning an Alternative Facility on page 18](#)
- [Examples: Assigning an Alternative Facility](#)

### System Log Default Facilities for Messages Directed to a Remote Destination

Table 7 on page 17 lists the default alternative facility name next to the Junos OS-specific facility name for which it is used. For facilities that are not listed, the default alternative name is the same as the local facility name.

**Table 7: Default Facilities for Messages Directed to a Remote Destination**

Junos OS-specific Local Facility	Default Facility When Directed to Remote Destination
change-log	local6
conflict-log	local5
dfc	local1
firewall	local3
interactive-commands	local7
pfe	local4

#### Related Documentation

- [Single-Chassis System Logging Configuration Overview](#)
- [Overview of Single-Chassis System Logging Configuration](#)

### Junos OS System Log Alternate Facilities for Remote Logging

Table 8 on page 17 lists the facilities that you can specify in the **facility-override** statement.

**Table 8: Facilities for the facility-override Statement**

Facility	Description
authorization	Authentication and authorization attempts
daemon	Actions performed or errors encountered by system processes
ftp	Actions performed or errors encountered by the FTP process
kernel	Actions performed or errors encountered by the Junos OS kernel
local0	Local facility number 0
local1	Local facility number 1
local2	Local facility number 2
local3	Local facility number 3

Table 8: Facilities for the facility-override Statement (*continued*)

Facility	Description
<b>local4</b>	Local facility number 4
<b>local5</b>	Local facility number 5
<b>local6</b>	Local facility number 6
<b>local7</b>	Local facility number 7
<b>user</b>	Actions performed or errors encountered by user-space processes

We do not recommend including the **facility-override** statement at the **[edit system syslog host other-routing-engine]** hierarchy level. It is not necessary to use alternative facility names when directing messages to the other Routing Engine, because its Junos OS system logging utility can interpret the Junos OS-specific names.

#### Related Documentation

- [Examples: Assigning an Alternative Facility on page 18](#)
- [Single-Chassis System Logging Configuration Overview](#)
- [Overview of Single-Chassis System Logging Configuration](#)

#### Examples: Assigning an Alternative Facility

Log all messages generated on the local routing platform at the error level or higher to the **local0** facility on the remote machine called **monitor.mycompany.com**:

```
[edit system syslog]
host monitor.mycompany.com {
  any error;
  facility-override local0;
}
```

Configure routing platforms located in California and routing platforms located in New York to send messages to a single remote machine called **central-logger.mycompany.com**. The messages from California are assigned alternative facility **local0** and the messages from New York are assigned to alternative facility **local2**.

- Configure California routing platforms to aggregate messages in the **local0** facility:

```
[edit system syslog]
host central-logger.mycompany.com {
  change-log info;
  facility-override local0;
}
```

- Configure New York routing platforms to aggregate messages in the **local2** facility:

```
[edit system syslog]
host central-logger.mycompany.com {
  change-log info;
```

```
facility-override local2;
}
```

On **central-logger**, you can then configure the system logging utility to write messages from the **local0** facility to the file **california-config** and the messages from the **local2** facility to the file **new-york-config**.

#### Related Documentation

- [Junos OS System Log Alternate Facilities for Remote Logging on page 17](#)

### Adding a Text String to System Log Messages

To add a text string to every system log message directed to a remote machine or to the other Routing Engine, include the **log-prefix** statement at the **[edit system syslog host]** hierarchy level:

```
[edit system syslog host (hostname | other-routing-engine)]
facility severity;
log-prefix string;
```

The string can contain any alphanumeric or special character except the equal sign ( = ) and the colon ( : ). It also cannot include the space character; do not enclose the string in quotation marks ( " ") in an attempt to include spaces in it.

The Junos OS system logging utility automatically appends a colon and a space to the specified string when the system log messages are written to the log. The string is inserted after the identifier for the Routing Engine that generated the message.

The following example shows how to add the string **M120** to all messages to indicate that the router is an M120 router, and direct the messages to the remote machine **hardware-logger.mycompany.com**:

```
[edit system syslog]
host hardware-logger.mycompany.com {
    any info;
    log-prefix M120;
}
```

When these configuration statements are included on an M120 router called **origin1**, a message in the system log on **hardware-logger.mycompany.com** looks like the following:

```
Mar 9 17:33:23 origin1 M120: mgd[477]: UI_CMDLINE_READ_LINE: user 'root', command 'run show version'
```

#### Related Documentation

- [Single-Chassis System Logging Configuration Overview](#)
- [Specifying Log File Size, Number, and Archiving Properties on page 20](#)
- [Overview of Single-Chassis System Logging Configuration](#)

### Adding a String

Add the string M120 to all messages to indicate that the router is an M120 router, and direct the messages to the remote machine **hardware-logger.mycompany.com**:

```
[edit system syslog]
host hardware-logger.mycompany.com {
  any info;
  log-prefix M120;
}
```

When these configuration statements are included on an M120 router called origin1, a message in the system log on **hardware-logger.mycompany.com** looks like the following:

```
Mar 9 17:33:23 origin1 M120: mgd[477]: UI_CMDLINE_READ_LINE: user 'root', command 'run
show version'
```

## Specifying Log File Size, Number, and Archiving Properties

To prevent log files from growing too large, by default the Junos system logging utility writes messages to a sequence of files of a defined size. The files in the sequence are referred to as *archive* files to distinguish them from the *active* file to which messages are currently being written. The default maximum size depends on the platform type:

- 128 kilobytes (KB) for J Series Services routers
- 1 megabyte (MB) for M Series, MX Series, and T Series routers
- 10 MB for TX Matrix or TX Matrix Plus routers
- 1 MB for the QFX Series

When an active log file called **logfile** reaches the maximum size, the logging utility closes the file, compresses it, and names the compressed archive file **logfile.0.gz**. The logging utility then opens and writes to a new active file called **logfile**. This process is also known as file rotation. When the new **logfile** reaches the configured maximum size, **logfile.0.gz** is renamed **logfile.1.gz**, and the new **logfile** is closed, compressed, and renamed **logfile.0.gz**. By default, the logging utility creates up to 10 archive files in this manner. When the maximum number of archive files is reached and when the size of the active file reaches the configured maximum size, the contents of the last archived file are overwritten by the current active file. The logging utility by default also limits the users who can read log files to the **root** user and users who have the Junos OS **maintenance** permission.

Junos OS provides a configuration statement **log-rotate-frequency** that configures the system log file rotation frequency by configuring the time interval for checking the log file size. The frequency can be set to a value of 1 minute through 59 minutes. The default frequency is 15 minutes.

To configure the log rotation frequency, include the **log-rotate-frequency** statement at the **[edit system syslog]** hierarchy level.

You can include the **archive** statement to change the maximum size of each file, how many archive files are created, and who can read log files.

To configure values that apply to all log files, include the **archive** statement at the **[edit system syslog]** hierarchy level:

```
archive <files number> <size size> <world-readable | no-world-readable>;
```

To configure values that apply to a specific log file, include the **archive** statement at the **[edit system syslog file *filename*]** hierarchy level:

```
archive <archive-sites (ftp-url <password password>)> <files number> <size size>
    <start-time "YYYY-MM-DD.hh:mm"> <transfer-interval minutes> <world-readable |
    no-world-readable> ;
```

**archive-sites *site-name*** specifies a list of archive sites that you want to use for storing files. The ***site-name*** value is any valid FTP URL to a destination. If more than one site name is configured, a list of archive sites for the system log files is created. When a file is archived, the router or switch attempts to transfer the file to the first URL in the list, moving to the next site only if the transfer does not succeed. The log file is stored at the archive site with the specified log filename. For information about how to specify valid FTP URLs, see *Format for Specifying Filenames and URLs in Junos OS CLI Commands*.

**files *number*** specifies the number of files to create before the oldest file is overwritten. The value can be from 1 through 1000.

**size *size*** specifies the maximum size of each file. The value can be from 64 KB (**64k**) through 1 gigabyte (**1g**); to represent megabytes, use the letter **m** after the integer. There is no space between the digits and the **k**, **m**, or **g** units letter.

**start-time "YYYY-MM-DD.hh:mm"** defines the date and time in the local time zone for a one-time transfer of the active log file to the first reachable site in the list of sites specified by the **archive-sites** statement.

**transfer-interval *interval*** defines the amount of time the current log file remains open (even if it has not reached the maximum possible size) and receives new statistics before it is closed and transferred to an archive site. This interval value can be from 5 through 2880 minutes.

**world-readable** enables all users to read log files. To restore the default permissions, include the **no-world-readable** statement.

#### Related Documentation

- [Single-Chassis System Logging Configuration Overview](#)
- [Examples: Configuring System Logging on page 29](#)
- [Overview of Single-Chassis System Logging Configuration](#)

## Including Priority Information in System Log Messages

The facility and severity level of a message are together referred to as its *priority*. By default, messages logged in the standard Junos OS format do not include information about priority. To include priority information in standard-format messages directed to a file, include the **explicit-priority** statement at the **[edit system syslog file *filename*]** hierarchy level:

```
[edit system syslog file filename]
    facility severity;
    explicit-priority;
```



**NOTE:** Messages logged in structured-data format include priority information by default. If you include the `structured-data` statement at the `[edit system syslog file filename]` hierarchy level along with the `explicit-priority` statement, the `explicit-priority` statement is ignored and messages are logged in structured-data format.

For information about the `structured-data` statement, see [“Logging Messages in Structured-Data Format” on page 12](#). For information about the contents of a structured-data message, see the [Junos OS System Log Messages Reference](#).

To include priority information in messages directed to a remote machine or the other Routing Engine, include the `explicit-priority` statement at the `[edit system syslog host (hostname | other-routing-engine)]` hierarchy level:

```
[edit system syslog host (hostname | other-routing-engine)]
  facility severity;
  explicit-priority;
```



**NOTE:** The `other-routing-engine` option does not apply to the QFX Series.

The priority recorded in a message always indicates the original, local facility name. If the `facility-override` statement is included for messages directed to a remote destination, the Junos OS system logging utility still uses the alternative facility name for the messages themselves when directing them to the remote destination. For more information, see [“Changing the Alternative Facility Name for Remote System Log Messages” on page 15](#).

When the `explicit-priority` statement is included, the Junos OS logging utility prepends codes for the facility name and severity level to the message tag name, if the message has one:

*FACILITY-severity*[-TAG]

(The tag is a unique identifier assigned to some Junos OS system log messages; for more information, see the [Junos OS System Log Messages Reference](#).)

In the following example, the `CHASSISD_PARSE_COMPLETE` message belongs to the `daemon` facility and is assigned severity `info` (6):

```
Aug 21 12:36:30 router1 chassisd[522]: %DAEMON-6-CHASSISD_PARSE_COMPLETE:
  Using new configuration
```

When the `explicit-priority` statement is not included, the priority does not appear in the message:

```
Aug 21 12:36:30 router1 chassisd[522]: CHASSISD_PARSE_COMPLETE: Using new
  configuration
```

For more information about message formatting, see the [Junos OS System Log Messages Reference](#).



**Related Documentation**

- [Single-Chassis System Logging Configuration Overview](#)
- [Overview of Single-Chassis System Logging Configuration](#)
- [Examples: Configuring System Logging on page 29](#)

**System Log Facility Codes and Numerical Codes Reported in Priority Information**

Table 9 on page 23 lists the facility codes that can appear in system log messages and maps them to facility names.



**NOTE:** If the second column in Table 9 on page 23 does not include the Junos facility name for a code, the facility cannot be included in a statement at the [edit system syslog] hierarchy level. The Junos OS might use the facilities in Table 9 on page 23—and others that are not listed—when reporting on internal operations.

**Table 9: Facility Codes Reported in Priority Information**

Code	Junos Facility Name	Type of Event or Error
AUTH	authorization	Authentication and authorization attempts
AUTHPRIV		Authentication and authorization attempts that can be viewed by superusers only
CHANGE	change-log	Changes to the Junos configuration
CONFLICT	conflict-log	Specified configuration is invalid on the router type
CONSOLE		Messages written to <b>/dev/console</b> by the kernel console output r
CRON		Actions performed or errors encountered by the cron process
DAEMON	daemon	Actions performed or errors encountered by system processes
DFC	dfc	Actions performed or errors encountered by the dynamic flow capture process
FIREWALL	firewall	Packet filtering actions performed by a firewall filter
FTP	ftp	Actions performed or errors encountered by the FTP process
INTERACT	interactive-commands	Commands issued at the Junos OS CLI prompt or invoked by a client application such as a Junos XML protocol or NETCONF client
KERN	kernel	Actions performed or errors encountered by the Junos kernel

Table 9: Facility Codes Reported in Priority Information (*continued*)

Code	Junos Facility Name	Type of Event or Error
<b>NTP</b>		Actions performed or errors encountered by the Network Time Protocol (NTP)
<b>PFE</b>	<b>pfe</b>	Actions performed or errors encountered by the Packet Forwarding Engine
<b>SYSLOG</b>		Actions performed or errors encountered by the Junos system logging utility
<b>USER</b>	<b>user</b>	Actions performed or errors encountered by user-space processes

Table 10 on page 24 lists the numerical severity codes that can appear in system log messages and maps them to severity levels.

Table 10: Numerical Codes for Severity Levels Reported in Priority Information

Numerical Code	Severity Level	Description
<b>0</b>	<b>emergency</b>	System panic or other condition that causes the router to stop functioning
<b>1</b>	<b>alert</b>	Conditions that require immediate correction, such as a corrupted system database
<b>2</b>	<b>critical</b>	Critical conditions, such as hard errors
<b>3</b>	<b>error</b>	Error conditions that generally have less serious consequences than errors in the emergency, alert, and critical levels
<b>4</b>	<b>warning</b>	Conditions that warrant monitoring
<b>5</b>	<b>notice</b>	Conditions that are not errors but might warrant special handling
<b>6</b>	<b>info</b>	Events or nonerror conditions of interest
<b>7</b>	<b>debug</b>	Software debugging messages (these appear only if a technical support representative has instructed you to configure this severity level)

#### Related Documentation

- [Single-Chassis System Logging Configuration Overview](#)
- [Examples: Configuring System Logging on page 29](#)

## Including the Year or Millisecond in Timestamps

By default, the timestamp recorded in a standard-format system log message specifies the month, date, hour, minute, and second when the message was logged, as in the following example:

```
Aug 21 12:36:30
```

To include the year, the millisecond, or both in the timestamp, include the **time-format** statement at the **[edit system syslog]** hierarchy level:

```
[edit system syslog]
time-format (year | millisecond | year millisecond);
```

However, the timestamp for traceoption messages is specified in milliseconds by default, and is independent of the **[edit system syslog time-format]** statement.

The modified timestamp is used in messages directed to each destination configured by a **file**, **console**, or **user** statement at the **[edit system syslog]** hierarchy level, but not to destinations configured by a **host** statement.

The following example illustrates the format for a timestamp that includes both the millisecond (**401**) and the year (**2006**):

```
Aug 21 12:36:30.401 2006
```



**NOTE:** Messages logged in structured-data format include the year and millisecond by default. If you include the structured-data statement at the **[edit system syslog file filename]** hierarchy level along with the **time-format** statement, the **time-format** statement is ignored and messages are logged in structured-data format.

For information about the structured-data statement, see [“Logging Messages in Structured-Data Format” on page 12](#). For information about the contents of a structured-data message, see the [Junos OS System Log Messages Reference](#).

### Related Documentation

- [Single-Chassis System Logging Configuration Overview](#)
- [Examples: Configuring System Logging on page 29](#)

## Using Regular Expressions to Refine the Set of Logged Messages

The predefined facilities group together related messages, but you can also use regular expression matching to specify more exactly which messages from a facility are logged to a file, a user terminal, or a remote destination.

To specify the text string that must (or must not) appear in a message for the message to be logged to a destination, include the **match** statement and specify the regular expression which the text string must match:

```
match "regular-expression";
```

You can include this statement at the following hierarchy levels:

- **[edit system syslog file *filename*]** (for a file)
- **[edit system syslog user (*username* | \*)]** (for a specific user session or for all user sessions on a terminal)
- **[edit system syslog host (*hostname* | other-routing-engine)]** (for a remote destination)

In specifying the regular expression, use the notation defined in POSIX Standard 1003.2 for extended (modern) UNIX regular expressions. Explaining regular expression syntax is beyond the scope of this document, but POSIX standards are available from the Institute of Electrical and Electronics Engineers (IEEE, <http://www.ieee.org>).

Table 11 on page 26 specifies which character or characters are matched by some of the regular expression operators that you can use in the match statement. In the descriptions, the term *term* refers to either a single alphanumeric character or a set of characters enclosed in square brackets, parentheses, or braces.



**NOTE:** The match statement is not case-sensitive.

**Table 11: Regular Expression Operators for the match Statement**

Operator	Matches
. (period)	One instance of any character except the space.
* (asterisk)	Zero or more instances of the immediately preceding term.
+ (plus sign)	One or more instances of the immediately preceding term.
? (question mark)	Zero or one instance of the immediately preceding term.
(pipe)	One of the terms that appears on either side of the pipe operator.
! (exclamation point)	Any string except the one specified by the expression, when the exclamation point appears at the start of the expression. Use of the exclamation point is Junos OS-specific.
^ (caret)	Start of a line, when the caret appears outside square brackets.  One instance of any character that does not follow it within square brackets, when the caret is the first character inside square brackets.
\$ (dollar sign)	End of a line.
[ ] (paired square brackets)	One instance of one of the enclosed alphanumeric characters. To indicate a range of characters, use a hyphen ( - ) to separate the beginning and ending characters of the range. For example, [a-z0-9] matches any letter or number.

Table 11: Regular Expression Operators for the match Statement (*continued*)

Operator	Matches
( ) (paired parentheses)	One instance of the evaluated value of the enclosed term. Parentheses are used to indicate the order of evaluation in the regular expression.

**Using Regular Expressions** Filter messages that belong to the **interactive-commands** facility, directing those that include the string **configure** to the terminal of the root user:

```
[edit system syslog]
user root {
  interactive-commands any;
  match ".*configure.*";
}
```

Messages like the following appear on the **root** user's terminal when a user issues a **configure** command to enter configuration mode:

```
timestamp router-name mgd[PID]: UI_CMDLINE_READ_LINE: User 'user', command
'configure private'
```

Filter messages that belong to the **daemon** facility and have a severity of **error** or higher, directing them to the file **/var/log/process-errors**. Omit messages generated by the SNMP process (snmpd), instead directing them to the file **/var/log/snmpd-errors**:

```
[edit system syslog]
file process-errors {
  daemon error;
  match "!(.*snmpd.*)";
}
file snmpd-errors {
  daemon error;
  match ".*snmpd.*";
}
```

#### Related Documentation

- Single-Chassis System Logging Configuration Overview
- Overview of Single-Chassis System Logging Configuration
- [Examples: Configuring System Logging on page 29](#)
- Examples: Configuring System Logging

## Junos System Log Regular Expression Operators for the match Statement

Table 12: Regular Expression Operators for the match Statement

Operator	Matches
.	(period) One instance of any character except the space.
*	(asterisk) Zero or more instances of the immediately preceding term.

**Table 12: Regular Expression Operators for the match Statement** (*continued*)

Operator	Matches
<b>+</b> (plus sign)	One or more instances of the immediately preceding term.
<b>?</b> (question mark)	Zero or one instance of the immediately preceding term.
<b> </b> (pipe)	One of the terms that appear on either side of the pipe operator.
<b>!</b> (exclamation point)	Any string except the one specified by the expression, when the exclamation point appears at the start of the expression. Use of the exclamation point is Junos OS–specific.
<b>^</b> (caret)	The start of a line, when the caret appears outside square brackets.  One instance of any character that does not follow it within square brackets, when the caret is the first character inside square brackets.
<b>\$</b> (dollar sign)	The end of a line.
<b>[ ]</b> (paired square brackets)	One instance of one of the enclosed alphanumeric characters. To indicate a range of characters, use a hyphen ( - ) to separate the beginning and ending characters of the range. For example, <b>[a-z0-9]</b> matches any letter or number.
<b>( )</b> (paired parentheses)	One instance of the evaluated value of the enclosed term. Parentheses are used to indicate the order of evaluation in the regular expression.

**Related Documentation**

- Single-Chassis System Logging Configuration Overview
- [Examples: Configuring System Logging on page 29](#)

## Disabling the System Logging of a Facility

To disable the logging of messages that belong to a particular facility, include the **facility none** statement in the configuration. This statement is useful when, for example, you want to log messages that have the same severity level and belong to all but a few facilities. Instead of including a statement for each facility you want to log, you can include the **any severity** statement and then a **facility none** statement for each facility that you do not want to log. For example, the following logs all messages at the **error** level or higher to the console, except for messages from the **daemon** and **kernel** facilities. Messages from those facilities are logged to the file **>/var/log/internals** instead:

```
[edit system syslog]
console {
  any error;
  daemon none;
  kernel none;
}
file internals {
  daemon info;
```

```

    kernel info;
}

```

#### Related Documentation

- Single-Chassis System Logging Configuration Overview
- Overview of Single-Chassis System Logging Configuration

## Examples: Configuring System Logging

The following example shows how to configure the logging of messages about all commands entered by users at the CLI prompt or invoked by client applications such as Junos XML protocol or NETCONF client applications, and all authentication or authorization attempts, both to the file **cli-commands** and to the terminal of any user who is logged in:

```

[edit system]
syslog {
  file cli-commands {
    interactive-commands info;
    authorization info;
  }
  user * {
    interactive-commands info;
    authorization info;
  }
}

```

The following example shows how to configure the logging of all changes in the state of alarms to the file **/var/log/alarms**:

```

[edit system]
syslog {
  file alarms {
    kernel warning;
  }
}

```

The following example shows how to configure the handling of messages of various types, as described in the comments. Information is logged to two files, to the terminal of user **alex**, to a remote machine, and to the console:

```

[edit system]
syslog {
  /* write all security-related messages to file /var/log/security */
  file security {
    authorization info;
    interactive-commands info;
  }
  /* write messages about potential problems to file /var/log/messages: */
  /* messages from "authorization" facility at level "notice" and above, */
  /* messages from all other facilities at level "warning" and above */
  file messages {
    authorization notice;
    any warning;
  }
}

```

```
/* write all messages at level "critical" and above to terminal of user "alex" if */
/* that user is logged in */
user alex {
    any critical;
}
/* write all messages from the "daemon" facility at level "info" and above, and */
/* messages from all other facilities at level "warning" and above, to the */
/* machine monitor.mycompany.com */
host monitor.mycompany.com {
    daemon info;
    any warning;
}
/* write all messages at level "error" and above to the system console */
console {
    any error;
}
}
```

The following example shows how to configure the handling of messages generated when users issue Junos OS CLI commands, by specifying the **interactive-commands** facility at the following severity levels:

- **info**—Logs a message when users issue any command at the CLI operational or configuration mode prompt. The example writes the messages to the file `/var/log/user-actions`.
- **notice**—Logs a message when users issue the configuration mode commands **rollback** and **commit**. The example writes the messages to the terminal of user **philip**.
- **warning**—Logs a message when users issue a command that restarts a software process. The example writes the messages to the console.

```
[edit system]
syslog {
    file user-actions {
        interactive-commands info;
    }
    user philip {
        interactive-commands notice;
    }
    console {
        interactive-commands warning;
    }
}
```

#### Related Documentation

- [Single-Chassis System Logging Configuration Overview](#)



## Configuring System Logging for a TX Matrix Router

To configure system logging for all routers in a routing matrix composed of a TX Matrix router and T640 routers, include the **syslog** statement at the **[edit system]** hierarchy level on the TX Matrix router. The **syslog** statement applies to every router in the routing matrix.

```
[edit system]
syslog {
  archive <files number> <size size <world-readable | no-world-readable>;
  console {
    facility severity;
  }
  file filename {
    facility severity;
    archive <archive-sites {ftp-url <password password>}> <files number> <size size>
      <start-time "YYYY-MM-DD.hh:mm"> <transfer-interval minutes> <world-readable |
      no-world-readable>;
    explicit-priority;
    match "regular-expression";
    structured-data {
      brief;
    }
  }
}
host (hostname | other-routing-engine | scc-master) {
  facility severity;
  explicit-priority;
  facility-override facility;
  log-prefix string;
  match "regular-expression";
  source-address source-address;
  port port number;
}
source-address source-address;
time-format (year | millisecond | year millisecond);
(username | *) {
  facility severity;
  match "regular-expression";
}
}
```

When included in the configuration on the TX Matrix router, the following configuration statements have the same effect as on a single-chassis system, except that they apply to every router in the routing matrix:

- **archive**—Sets the size and number of log files on each platform in the routing matrix. See [“Specifying Log File Size, Number, and Archiving Properties” on page 20](#).
- **console**—Directs the specified messages to the console of each platform in the routing matrix. See [“Directing System Log Messages to the Console” on page 13](#).
- **file**—Directs the specified messages to a file of the same name on each platform in the routing matrix. See [“Directing System Log Messages to a Log File” on page 11](#).

- **match**—Limits the set of messages logged to a destination to those that contain (or do not contain) a text string matching a regular expression. See [“Using Regular Expressions to Refine the Set of Logged Messages” on page 25](#).

The separate **match** statement at the **[edit system syslog host scc-master]** hierarchy level applies to messages forwarded from the T640 routers to the TX Matrix router. See [Configuring Optional Features for Forwarded Messages on a TX Matrix Router](#).

- **port**—Specifies the port number of the remote syslog server.
- **source-address**—Sets the IP address of the router to report in system log messages as the message source, when the messages are directed to the remote machines specified in all **host *hostname*** statements at the **[edit system syslog]** hierarchy level, for each platform in the routing matrix. On a routing matrix composed of a TX Matrix router and T640 routers, the address is not reported by the T640 routers in messages directed to the other Routing Engine on each router or to the TX Matrix router. See [“Specifying an Alternative Source Address for System Log Messages” on page 14](#).
- **structured-data**—Writes messages to a file in structured-data format. See [“Logging Messages in Structured-Data Format” on page 12](#).
- **time-format**—Adds the millisecond, year, or both to the timestamp in each standard-format message. See [“Including the Year or Millisecond in Timestamps” on page 25](#).
- **user**—Directs the specified messages to the terminal session of one or more specified users on each platform in the routing matrix that they are logged in to. See [“Directing System Log Messages to a User Terminal” on page 12](#).

The effect of the other statements differs somewhat for a routing matrix than for a single-chassis system. For more information, see the following sections:

- [Configuring Message Forwarding in the Routing Matrix on page 33](#)
- [Configuring Optional Features for Forwarded Messages on page 36](#)
- [Directing Messages to a Remote Destination from the Routing Matrix Based on the TX Matrix Router on page 37](#)
- [Configuring System Logging Differently on Each T640 Router in a Routing Matrix on page 38](#)
- [Configuring System Logging for a TX Matrix Plus Router on page 40](#)
- [Configuring Message Forwarding to the TX Matrix Plus Router on page 41](#)
- [Impact of Different Local and Forwarded Severity Levels on System Log Messages on a TX Matrix Plus Router on page 43](#)
- [Configuring Optional Features for Forwarded Messages on a TX Matrix Plus Router on page 45](#)
- [Directing Messages to a Remote Destination from the Routing Matrix Based on a TX Matrix Plus Router on page 46](#)
- [Configuring System Logging Differently on Each T1600 Router in a Routing Matrix on page 47](#)

## Configuring Message Forwarding in the Routing Matrix

By default, the master Routing Engine on each T640 routing node forwards to the master Routing Engine on the TX Matrix platform all messages from all facilities with severity **info** and higher. To change the facility, the severity level, or both, include the **host scc-master** statement at the **[edit system syslog]** hierarchy level on the TX Matrix platform:

```
[edit system syslog]
host scc-master {
  facility severity;
}
```

To disable message forwarding, set the facility to **any** and the severity level to **none**:

```
[edit system syslog]
host scc-master {
  any none;
}
```

In either case, the setting applies to all T640 routing nodes in the routing matrix.

To capture the messages forwarded by the T640 routing nodes (as well as messages generated on the TX Matrix platform itself), you must also configure system logging on the TX Matrix platform. Direct the messages to one or more destinations by including the appropriate statements at the **[edit system syslog]** hierarchy level on the TX Matrix platform:

- To a file, as described in [Directing Messages to a Log File](#).
- To the terminal session of one or more specific users (or all users), as described in [Directing Messages to a User Terminal](#).
- To the console, as described in [Directing Messages to the Console](#).
- To a remote machine that is running the **syslogd** utility or to the other Routing Engine. For more information, see [Directing Messages to a Remote Destination from the Routing Matrix](#).

As previously noted, the configuration statements included on the TX Matrix platform also configure the same destinations on each T640 routing node.

When specifying the severity level for local messages (at the **[edit system syslog (file | host | console | user)]** hierarchy level) and forwarded messages (at the **[edit system syslog host scc-master]** hierarchy level), you can set the same severity level for both, set a lower severity level for local messages, or set a higher severity level for local messages. The following examples describe the consequence of each configuration. (For simplicity, the examples use the **any** facility in every case. You can also specify different severities for different facilities, with more complex consequences.)

- [Impact of Different Local and Forwarded Severity Levels on System Log Messages on a TX Matrix Router on page 34](#)

## Impact of Different Local and Forwarded Severity Levels on System Log Messages on a TX Matrix Router

This topic describes the impact of different local and forwarded severity levels configured for system log messages on a TX Matrix router:

- [Messages Logged When the Local and Forwarded Severity Levels Are the Same on page 34](#)
- [Messages Logged When the Local Severity Level Is Lower on page 34](#)
- [Messages Logged When the Local Severity Level Is Higher on page 35](#)

### ***Messages Logged When the Local and Forwarded Severity Levels Are the Same***

When the severity level is the same for local and forwarded messages, the log on the TX Matrix router contains all messages from the logs on the T640 routers. For example, you can specify severity **info** for the `/var/log/messages` file, which is the default severity level for messages forwarded by T640 routers:

```
[edit system syslog]
file messages {
  any info;
}
```

[Table 13 on page 34](#) specifies which messages are included in the logs on the T640 routers and the TX Matrix router.

**Table 13: Example: Local and Forwarded Severity Level Are Both info**

Log Location	Source of Messages	Lowest Severity Included
T640 router	Local	<b>info</b>
TX Matrix router	Local	<b>info</b>
	Forwarded from T640 routers	<b>info</b>

### ***Messages Logged When the Local Severity Level Is Lower***

When the severity level is lower for local messages than for forwarded messages, the log on the TX Matrix router includes fewer forwarded messages than when the severities are the same. Locally generated messages are still logged at the lower severity level, so their number in each log is the same as when the severities are the same.

For example, on a TX Matrix router, you can specify severity **notice** for the `/var/log/messages` file and severity **critical** for forwarded messages:

```
[edit system syslog]
file messages {
  any notice;
}
host scc-master {
  any critical;
}
```

Table 14 on page 35 specifies which messages in a routing matrix are included in the logs on the T640 routers and the TX Matrix router. The T640 routers forward only those messages with severity **critical** and higher, so the log on the TX Matrix router does not include the messages with severity **error**, **warning**, or **notice** that the T640 routers log locally.

**Table 14: Example: Local Severity Is notice, Forwarded Severity Is critical**

Log Location	Source of Messages	Lowest Severity Included
T640 router	Local	<b>notice</b>
TX Matrix router	Local	<b>notice</b>
	Forwarded from T640 routers	<b>critical</b>

***Messages Logged When the Local Severity Level Is Higher***

When the severity level is higher for local messages than for forwarded messages, the log on the TX Matrix router includes fewer forwarded messages than when the severities are the same, and all local logs contain fewer messages overall.

For example, you can specify severity **critical** for the `/var/log/messages` file and severity **notice** for forwarded messages:

```
[edit system syslog]
file messages {
    any critical;
}
host scc-master {
    any notice;
}
```

Table 15 on page 35 specifies which messages are included in the logs on the T640 routers and the TX Matrix router. Although the T640 routers forward messages with severity **notice** and higher, the TX Matrix router discards any of those messages with severity lower than **critical** (does not log forwarded messages with severity **error**, **warning**, or **notice**). None of the logs include messages with severity **error** or lower.

**Table 15: Example: Local Severity Is critical, Forwarded Severity Is notice**

Log Location	Source of Messages	Lowest Severity Included
T640 router	Local	<b>critical</b>
TX Matrix router	Local	<b>critical</b>
	Forwarded from T640 routers	<b>critical</b>

**Related Documentation**

- Configuring System Logging for a TX Matrix Router

## Configuring Optional Features for Forwarded Messages

To configure additional optional features when specifying how the T640 routing nodes forward messages to the TX Matrix platform, include statements at the `[edit system syslog host scc-master]` hierarchy level. To include priority information (facility and severity level) in each forwarded message, include the **explicit-priority** statement. To insert a text string in each forwarded message, include the **log-prefix** statement. To use regular expression matching to specify more exactly which messages from a facility are forwarded, include the **match** statement.

```
[edit system syslog host scc-master]
  facility severity;
  explicit-priority;
  log-prefix string;
  match "regular-expression";
}
```



**NOTE:** You can also include the **facility-override** statement at the `[edit system syslog host scc-master]` hierarchy level, but we do not recommend doing so. It is not necessary to use alternative facilities for messages forwarded to the TX Matrix platform, because it runs the Junos system logging utility and can interpret the Junos-specific facilities. For more information about alternative facilities, see [Changing the Alternative Facility Name for Remote Messages](#).

1. [Including Priority Information in Forwarded Messages on page 36](#)
2. [Adding a Text String to Forwarded Messages on page 37](#)
3. [Using Regular Expressions to Refine the Set of Forwarded Messages on page 37](#)

---

### Including Priority Information in Forwarded Messages

When you include the **explicit-priority** statement at the `[edit system syslog host scc-master]` hierarchy level, messages forwarded to the TX Matrix platform include priority information. For the information to appear in a log file on the TX Matrix platform, you must also include the **explicit-priority** statement at the `[edit system syslog file filename]` hierarchy level for the file on the TX Matrix platform. As a consequence, the log file with the same name on each platform in the routing matrix also includes priority information for locally generated messages.

To include priority information in messages directed to a remote machine from all platforms in the routing matrix, also include the **explicit-priority** statement at the `[edit system syslog host hostname]` hierarchy level for the remote machine. For more information, see [“Directing Messages to a Remote Destination from the Routing Matrix Based on the TX Matrix Router” on page 37](#).

In the following example, the `/var/log/messages` file on all platforms includes priority information for messages with severity **notice** and higher from all facilities. The log on the TX Matrix platform also includes messages with those characteristics forwarded from the T640 routing nodes.

```
[edit system syslog]
host scc-master {
  any notice;
  explicit-priority;
}
file messages {
  any notice;
  explicit-priority;
}
```

### Adding a Text String to Forwarded Messages

When you include the **log-prefix** statement at the `[edit system syslog host scc-master]` hierarchy level, the string that you define appears in every message forwarded to the TX Matrix platform. For more information, see [Adding a Text String to System Log Messages](#).

### Using Regular Expressions to Refine the Set of Forwarded Messages

When you include the **match** statement at the `[edit system syslog host scc-master]` hierarchy level, the regular expression that you specify controls which messages from the T640 routing nodes are forwarded to the TX Matrix platform. The regular expression is not applied to messages from the T640 routing nodes that are directed to destinations other than the TX Matrix platform. For more information about regular expression matching, see [“Using Regular Expressions to Refine the Set of Logged Messages” on page 25](#).

## Directing Messages to a Remote Destination from the Routing Matrix Based on the TX Matrix Router

You can configure a routing matrix composed of a TX Matrix router and T640 routers to direct system logging messages to a remote machine or the other Routing Engine on each router, just as on a single-chassis system. Include the **host** statement at the `[edit system syslog]` hierarchy level on the TX Matrix router:

```
[edit system syslog]
host (hostname | other-routing-engine) {
  facility severity;
  explicit-priority;
  facility-override facility;
  log-prefix string;
  match "regular-expression";
}
source-address source-address;
```

The TX Matrix router directs messages to a remote machine or the other Routing Engine in the same way as a single-chassis system, and the optional statements (**explicit-priority**, **facility-override**, **log-prefix**, **match**, and **source-address**) also have the same effect as on a single-chassis system. For more information, see [Directing System Log Messages to a Remote Machine or the Other Routing Engine](#).

For the TX Matrix router to include priority information when it directs messages that originated on a T640 router to the remote destination, you must also include the **explicit-priority** statement at the `[edit system syslog host scc-master]` hierarchy level.

The **other-routing-engine** statement does not interact with message forwarding from the T640 routers to the TX Matrix router. For example, if you include the statement in the configuration for the Routing Engine in slot 0 (**re0**), the **re0** Routing Engine on each T640 router sends messages to the **re1** Routing Engine on its platform only. It does not also send messages directly to the **re1** Routing Engine on the TX Matrix router.

Because the configuration on the TX Matrix router applies to the T640 routers, any T640 router that has interfaces for direct access to the Internet also directs messages to the remote machine. The consequences include the following:

- If the T640 routers are configured to forward messages to the TX Matrix router (as in the default configuration), the remote machine receives two copies of some messages: one directly from the T640 router and the other from the TX Matrix router. Which messages are duplicated depends on whether the severities are the same for local logging and for forwarded messages. For more information, see *Configuring Message Forwarding to the TX Matrix Router*.
- If the **source-address** statement is configured at the **[edit system syslog]** hierarchy level, all routers in the routing matrix report the same source address in messages directed to the remote machine. This is appropriate, because the routing matrix functions as a single router.
- If the **log-prefix** statement is included, the messages from all routers in the routing matrix include the same text string. You cannot use the string to distinguish between the routers in the routing matrix.

**Related  
Documentation**

- *Configuring System Logging for a TX Matrix Router*

## Configuring System Logging Differently on Each T640 Router in a Routing Matrix

We recommend that all routers in a routing matrix composed of a TX Matrix router and T640 routers use the same configuration, which implies that you include system logging configuration statements on the TX Matrix router only. In rare circumstances, however, you might choose to log different messages on different routers. For example, if one router in the routing matrix is experiencing problems with authentication, a Juniper Networks support representative might instruct you to log messages from the **authorization** facility with severity **debug** on that router.

To configure routers separately, include configuration statements in the appropriate groups at the **[edit groups]** hierarchy level on the TX Matrix router:

- To configure settings that apply to the TX Matrix router but not the T640 routers, include them in the **re0** and **re1** configuration groups.
- To configure settings that apply to particular T640 routers, include them in the **lccn-re0** and **lccn-re1** configuration groups, where **n** is the line-card chassis (LCC) index number of the router.

When you use configuration groups, do not issue CLI configuration-mode commands to change statements at the **[edit system syslog]** hierarchy level on the TX Matrix router. If you do, the resulting statements overwrite the statements defined in configuration groups



and apply to the T640 routers also. (We further recommend that you do not issue CLI configuration-mode commands on the T640 routers at any time.)

For more information about the configuration groups for a routing matrix, see the chapter about configuration groups in the *Junos OS CLI User Guide*.

The following example shows how to configure the `/var/log/messages` files on three routers to include different sets of messages:

- On the TX Matrix router, local messages with severity **info** and higher from all facilities. The file does not include messages from the T640 routers, because the **host scc-master** statement disables message forwarding.
- On the T640 router designated **LCC0**, messages from the **authorization** facility with severity **info** and higher.
- On the T640 router designated **LCC1**, messages with severity **notice** from all facilities.

```
[edit groups]
re0 {
  system {
    syslog {
      file messages {
        any info;
      }
      host scc-master {
        any none;
      }
    }
  }
}
re1 {
  ... same statements as for re0 ...
}
lcc0-re0 {
  system {
    syslog {
      file messages {
        authorization info;
      }
    }
  }
}
lcc0-re1 {
  ... same statements as for lcc0-re0 ...
}
lcc1-re0 {
  system {
    syslog {
      file messages {
        any notice;
      }
    }
  }
}
lcc1-re1 {
```

```

    ... same statements as for lcc1-re0 ...
}

```

- Related Documentation**
- [Configuring System Logging for a TX Matrix Router](#)

## Configuring System Logging for a TX Matrix Plus Router

To configure system logging for all routers in a routing matrix composed of a TX Matrix Plus router and T1600 routers, include the **syslog** statement at the **[edit system]** hierarchy level on the TX Matrix Plus router. The **syslog** statement applies to every router in the routing matrix.

```

[edit system]
syslog {
  archive <files number> <size size <world-readable | no-world-readable>;
  console {
    facility severity;
  }
  file filename {
    facility severity;
    archive <archive-sites {ftp-url <password password>}> <files number> <size size>
      <start-time "YYYY-MM-DD.hh:mm"> <transfer-interval minutes> <world-readable |
        no-world-readable>;
    explicit-priority;
    match "regular-expression";
    structured-data {
      brief;
    }
  }
}
host (hostname | other-routing-engine | sfc0-master) {
  facility severity;
  explicit-priority;
  facility-override facility;
  log-prefix string;
  match "regular-expression";
}
source-address source-address;
time-format (year | millisecond | year millisecond);
(username | *) {
  facility severity;
  match "regular-expression";
}
}

```

When included in the configuration on the TX Matrix Plus router, the following configuration statements have the same effect as on a single-chassis system, except that they apply to every router in the routing matrix composed of the TX Matrix Plus router and T1600 routers:

- **archive**—Sets the size and number of log files on each router in the routing matrix. See [“Specifying Log File Size, Number, and Archiving Properties” on page 20](#).
- **console**—Directs the specified messages to the console of each router in the routing matrix. See [“Directing System Log Messages to the Console” on page 13](#).

- **file**—Directs the specified messages to a file of the same name on each router in the routing matrix. See [“Directing System Log Messages to a Log File” on page 11](#).
- **match**—Limits the set of messages logged to a destination to those that contain (or do not contain) a text string matching a regular expression. See [“Using Regular Expressions to Refine the Set of Logged Messages” on page 25](#).

The separate **match** statement at the **[edit system syslog host sfc0-master]** hierarchy level applies to messages forwarded from the T1600 routers to the TX Matrix Plus router. See [“Configuring Optional Features for Forwarded Messages on a TX Matrix Plus Router” on page 45](#).

- **source-address**—Sets the IP address of the router as the message source in system log messages when the messages are directed to the remote machines specified in all **host *hostname*** statements at the **[edit system syslog]** hierarchy level, for each router in the routing matrix. On a routing matrix composed of a TX Matrix Plus router and T1600 routers, the address is not reported by the T1600 routers in messages directed to the other Routing Engine on each router or to the TX Matrix Plus router. See [“Specifying an Alternative Source Address for System Log Messages” on page 14](#).
- **structured-data**—Writes messages to a file in structured-data format. See [“Logging Messages in Structured-Data Format” on page 12](#).
- **time-format**—Adds the millisecond, year, or both to the timestamp in each standard-format message. See [“Including the Year or Millisecond in Timestamps” on page 25](#).
- **user**—Directs the specified messages to the terminal session of one or more specified users on each router in the routing matrix that they are logged in to. See [“Directing System Log Messages to a User Terminal” on page 12](#).

The effect of the other statements differs somewhat for a routing matrix than for a single-chassis system.

#### Related Documentation

- [Configuring Message Forwarding to the TX Matrix Plus Router on page 41](#)
- [Impact of Different Local and Forwarded Severity Levels on System Log Messages on a TX Matrix Plus Router on page 43](#)
- [Configuring Optional Features for Forwarded Messages on a TX Matrix Plus Router on page 45](#)
- [Directing Messages to a Remote Destination from the Routing Matrix Based on a TX Matrix Plus Router on page 46](#)
- [Configuring System Logging Differently on Each T1600 Router in a Routing Matrix on page 47](#)

## Configuring Message Forwarding to the TX Matrix Plus Router

By default, the master Routing Engine on each T1600 router forwards to the master Routing Engine on the TX Matrix Plus router all messages from all facilities with severity level of **info** and higher. To change the facility, the severity level, or both, include the **host**

**sfc0-master** statement at the **[edit system syslog]** hierarchy level on the TX Matrix Plus router:

```
[edit system syslog]
host sfc0-master {
  facility severity;
}
```

To disable message forwarding, set the facility to **any** and the severity level to **none**:

```
[edit system syslog]
host sfc0-master {
  any none;
}
```

In either case, the setting applies to all T1600 routers in the routing matrix.

To capture the messages forwarded by the T1600 routers (as well as messages generated on the TX Matrix Plus router itself), you must also configure system logging on the TX Matrix Plus router. Direct the messages to one or more destinations by including the appropriate statements at the **[edit system syslog]** hierarchy level on the TX Matrix Plus router:

- To a file, as described in [“Directing System Log Messages to a Log File” on page 11](#).
- To the terminal session of one or more specific users (or all users), as described in [“Directing System Log Messages to a User Terminal” on page 12](#).
- To the console, as described in [“Directing System Log Messages to the Console” on page 13](#).
- To a remote machine that is running the **syslogd** utility or to the other Routing Engine. For more information, see [“Directing Messages to a Remote Destination from the Routing Matrix Based on a TX Matrix Plus Router” on page 46](#).

As previously noted, the configuration statements included on the TX Matrix Plus router also configure the same destinations on each T1600 router.

When specifying the severity level for local messages (at the **[edit system syslog (file | host | console | user)]** hierarchy level) and forwarded messages (at the **[edit system syslog host sfc0-master]** hierarchy level), you can set the same severity level for both, set a lower severity level for local messages, or set a higher severity level for local messages. The following examples describe the consequence of each configuration. (For simplicity, the examples use the **any** facility in every case. You can also specify different severities for different facilities, with more complex consequences.)

**Related  
Documentation**

- [Configuring System Logging for a TX Matrix Plus Router on page 40](#)

## Impact of Different Local and Forwarded Severity Levels on System Log Messages on a TX Matrix Plus Router

This topic describes the impact of different local and forwarded severity levels configured for the system log messages on a TX Matrix Plus router:

- [Messages Logged When the Local and Forwarded Severity Levels Are the Same on page 43](#)
- [Messages Logged When the Local Severity Level Is Lower on page 43](#)
- [Messages Logged When the Local Severity Level Is Higher on page 44](#)

### Messages Logged When the Local and Forwarded Severity Levels Are the Same

When the severity level is the same for local and forwarded messages, the log on the TX Matrix Plus router contains all messages from the logs on the T1600 routers in the routing matrix. For example, you can specify severity **info** for the `/var/log/messages` file, which is the default severity level for messages forwarded by T1600 routers:

```
[edit system syslog]
file messages {
  any info;
}
```

[Table 16 on page 43](#) specifies which messages in a routing matrix based on a TX Matrix Plus router are included in the logs on the T1600 routers and the TX Matrix Plus router:

**Table 16: Example: Local and Forwarded Severity Level Are Both info**

Log Location	Source of Messages	Lowest Severity Included
T1600 router	Local	<b>info</b>
TX Matrix Plus router	Local	<b>info</b>
	Forwarded from T1600 routers	<b>info</b>

### Messages Logged When the Local Severity Level Is Lower

When the severity level is lower for local messages than for forwarded messages, the log on the TX Matrix Plus router includes fewer forwarded messages than when the severities are the same. Locally generated messages are still logged at the lower severity level, so their number in each log is the same as when the severities are the same.

For example, on a TX Matrix Plus router, you can specify severity **notice** for the `/var/log/messages` file and severity **critical** for forwarded messages:

```
[edit system syslog]
file messages {
  any notice;
}
host sfc0-master {
  any critical;
```

```
}

```

[Table 17 on page 44](#) specifies which messages in a routing matrix are included in the logs on the T1600 routers and the TX Matrix Plus router. The T1600 routers forward only those messages with severity **critical** and higher, so the log on the TX Matrix Plus router does not include the messages with severity **error**, **warning**, or **notice** that the T1600 routers log locally.

**Table 17: Example: Local Severity Is notice, Forwarded Severity Is critical**

Log Location	Source of Messages	Lowest Severity Included
T1600 router	Local	<b>notice</b>
TX Matrix Plus router	Local	<b>notice</b>
	Forwarded from T1600 routers	<b>critical</b>

#### Messages Logged When the Local Severity Level Is Higher

When the severity level is higher for local messages than for forwarded messages, the log on the TX Matrix Plus router includes fewer forwarded messages than when the severities are the same, and all local logs contain fewer messages overall.

For example, you can specify severity **critical** for the `/var/log/messages` file and severity **notice** for forwarded messages:

```
[edit system syslog]
file messages {
  any critical;
}
host sfc0-master {
  any notice;
}
```

[Table 18 on page 44](#) specifies which messages are included in the logs on the T1600 routers and the TX Matrix Plus router. Although the T1600 routers forward messages with severity **notice** and higher, the TX Matrix Plus router discards any of those messages with severity lower than **critical** (does not log forwarded messages with severity **error**, **warning**, or **notice**). None of the logs include messages with severity **error** or lower.

**Table 18: Example: Local Severity Is critical, Forwarded Severity Is notice**

Log Location	Source of Messages	Lowest Severity Included
T1600 router	Local	<b>critical</b>
TX Matrix Plus router	Local	<b>critical</b>
	Forwarded from T1600 routers	<b>critical</b>

#### Related Documentation

- [Configuring System Logging for a TX Matrix Plus Router on page 40](#)

## Configuring Optional Features for Forwarded Messages on a TX Matrix Plus Router

To configure additional optional features when specifying how the T1600 routers forward messages to the TX Matrix Plus router, include statements at the **[edit system syslog host sfc0-master]** hierarchy level. To include priority information (facility and severity level) in each forwarded message, include the **explicit-priority** statement. To insert a text string in each forwarded message, include the **log-prefix** statement. To use regular expression matching to specify more exactly which messages from a facility are forwarded, include the **match** statement.

```
[edit system syslog]
host sfc0-master {
  facility severity;
  explicit-priority;
  log-prefix string;
  match "regular-expression;
}
```

You can also include the **facility-override** statement at the **[edit system syslog host sfc0-master]** hierarchy level, but we do not recommend doing so. It is not necessary to use alternative facilities for messages forwarded to the TX Matrix Plus router, because it runs the Junos system logging utility and can interpret the Junos OS-specific facilities. For more information about alternative facilities, see [“Changing the Alternative Facility Name for Remote System Log Messages”](#) on page 15.

1. [Including Priority Information in Forwarded Messages](#) on page 45
2. [Adding a Text String to Forwarded Messages](#) on page 46
3. [Using Regular Expressions to Refine the Set of Forwarded Messages](#) on page 46

### Including Priority Information in Forwarded Messages

When you include the **explicit-priority** statement at the **[edit system syslog host sfc0-master]** hierarchy level, messages forwarded to the TX Matrix Plus router include priority information. For the information to appear in a log file on the TX Matrix Plus router, you must also include the **explicit-priority** statement at the **[edit system syslog file filename]** hierarchy level for the file on the TX Matrix Plus router. As a consequence, the log file with the same name on each platform in the routing matrix also includes priority information for locally generated messages.

To include priority information in messages directed to a remote machine from all routers in the routing matrix, also include the **explicit-priority** statement at the **[edit system syslog host hostname]** hierarchy level for the remote machine. For more information, see [“Directing Messages to a Remote Destination from the Routing Matrix Based on a TX Matrix Plus Router”](#) on page 46.

In the following example, the **/var/log/messages** file on all routers includes priority information for messages with severity **notice** and higher from all facilities. The log on the TX Matrix Plus router also includes messages with those characteristics forwarded from the T1600 routers.

```
[edit system syslog]
```

```
host sfc0-master {  
  any notice;  
  explicit-priority;  
}  
file messages {  
  any notice;  
  explicit-priority;  
}
```

---

### Adding a Text String to Forwarded Messages

When you include the **log-prefix** statement at the **[edit system syslog host sfc0-master]** hierarchy level, the string that you define appears in every message forwarded to the TX Matrix Plus router. For more information, see [“Adding a Text String to System Log Messages” on page 19](#).

---

### Using Regular Expressions to Refine the Set of Forwarded Messages

When you include the **match** statement at the **[edit system syslog host sfc0-master]** hierarchy level, the regular expression that you specify controls which messages from the T1600 routers are forwarded to the TX Matrix Plus router. The regular expression is not applied to messages from the T1600 routers that are directed to destinations other than the TX Matrix Plus router. For more information about regular expression matching, see [“Using Regular Expressions to Refine the Set of Logged Messages” on page 25](#).

## Directing Messages to a Remote Destination from the Routing Matrix Based on a TX Matrix Plus Router

You can configure a routing matrix composed of a TX Matrix Plus router and T1600 routers to direct system logging messages to a remote machine or the other Routing Engine on each routing router, just as on a single-chassis system. Include the **host** statement at the **[edit system syslog]** hierarchy level on the TX Matrix Plus router:

```
[edit system syslog]  
host (hostname | other-routing-engine) {  
  facility severity;  
  explicit-priority;  
  facility-override facility;  
  log-prefix string;  
  match "regular-expression";  
}  
source-address source-address;
```

The TX Matrix Plus router directs messages to a remote machine or the other Routing Engine in the same way as a single-chassis system, and the optional statements (**explicit-priority**, **facility-override**, **log-prefix**, **match**, and **source-address**) also have the same effect as on a single-chassis system. For more information, see [Directing System Log Messages to a Remote Machine or the Other Routing Engine](#).

For the TX Matrix Plus router to include priority information when it directs messages that originated on a T1600 router to the remote destination, you must also include the **explicit-priority** statement at the **[edit system syslog host sfc0-master]** hierarchy level.



The **other-routing-engine** statement does not interact with message forwarding from the T1600 routers to the TX Matrix Plus router. For example, if you include the statement in the configuration for the Routing Engine in slot 0 (**re0**), the **re0** Routing Engine on each T1600 router sends messages to the **re1** Routing Engine on its router only. It does not also send messages directly to the **re1** Routing Engine on the TX Matrix Plus router.

Because the configuration on the TX Matrix Plus router applies to the T1600 routers, any T1600 router that has interfaces for direct access to the Internet also directs messages to the remote machine. The consequences include the following:

- If the T1600 routers are configured to forward messages to the TX Matrix Plus router (as in the default configuration), the remote machine receives two copies of some messages: one directly from the T1600 router and the other from the TX Matrix Plus router. Which messages are duplicated depends on whether the severities are the same for local logging and for forwarded messages. For more information, see [“Configuring Message Forwarding to the TX Matrix Plus Router” on page 41](#).
- If the **source-address** statement is configured at the **[edit system syslog]** hierarchy level, all routers in the routing matrix report the same source address in messages directed to the remote machine. This is appropriate, because the routing matrix functions as a single routing router.
- If the **log-prefix** statement is included, the messages from all routers in the routing matrix include the same text string. You cannot use the string to distinguish between the routers in the routing matrix.

#### Related Documentation

- [Configuring System Logging for a TX Matrix Plus Router on page 40](#)

### Configuring System Logging Differently on Each T1600 Router in a Routing Matrix

We recommend that all routers in a routing matrix composed of a TX Matrix Plus router and T1600 routers use the same configuration, which implies that you include system logging configuration statements on the TX Matrix Plus router only. In rare circumstances, however, you might choose to log different messages on different routers. For example, if one router in the routing matrix is experiencing problems with authentication, a Juniper Networks support representative might instruct you to log messages from the **authorization** facility with severity **debug** on that router.

To configure routers separately, include configuration statements in the appropriate groups at the **[edit groups]** hierarchy level on the TX Matrix Plus router:

- To configure settings that apply to the TX Matrix Plus router but not the T1600 routers, include them in the **re0** and **re1** configuration groups.
- To configure settings that apply to particular T1600 routers, include them in the **lccn-re0** and **lccn-re1** configuration groups, where **n** is the line-card chassis (LCC) index number of the router.

When you use configuration groups, do not issue CLI configuration-mode commands to change statements at the **[edit system syslog]** hierarchy level on the TX Matrix Plus router. If you do, the resulting statements overwrite the statements defined in

configuration groups and apply to the T1600 routers also. (We further recommend that you do not issue CLI configuration-mode commands on the T1600 routers at any time.)

For more information about the configuration groups for a routing matrix, see the chapter about configuration groups in the *Junos OS CLI User Guide*.

The following example shows how to configure the `/var/log/messages` files on three routers to include different sets of messages:

- On the TX Matrix Plus router, local messages with severity **info** and higher from all facilities. The file does not include messages from the T1600 routers, because the **host sfc0-master** statement disables message forwarding.
- On the T1600 router designated **LCC0**, messages from the **authorization** facility with severity **info** and higher.
- On the T1600 router designated **LCC1**, messages with severity **notice** from all facilities.

```
[edit groups]
re0 {
  system {
    syslog {
      file messages {
        any info;
      }
      host sfc0-master {
        any none;
      }
    }
  }
}
re1 {
  ... same statements as for re0 ...
}
lcc0-re0 {
  system {
    syslog {
      file messages {
        authorization info;
      }
    }
  }
}
lcc0-re1 {
  ... same statements as for lcc0-re0 ...
}
lcc1-re0 {
  system {
    syslog {
      file messages {
        any notice;
      }
    }
  }
}
lcc1-re1 {
```

```
... same statements as for lcc1-re0 ...
}
```

#### Related Documentation

- [Configuring System Logging for a TX Matrix Plus Router on page 40](#)

## Displaying and Interpreting System Log Messages

This section explains how to display a log file and interpret the contents of system log messages:

For more information about the commands discussed in this section, see the *Junos System Basics and Services Command Reference*.

- [Displaying a Log File from a Single-Chassis System on page 49](#)
- [Displaying a Log File from a Routing Matrix on page 49](#)
- [Interpreting System Log Messages on page 50](#)
- [Format of the message-source Field on page 57](#)
- [Examples: Displaying a Log File on page 59](#)

### Displaying a Log File from a Single-Chassis System

To display a log file stored on a single-chassis system, enter Junos OS CLI operational mode and issue either of the following commands:

```
user@host> show loglog-filename
user@host> file show log-file-pathname
```

By default, the commands display the file stored on the local Routing Engine. To display the file stored on a particular Routing Engine, prefix the file- or pathname with the string **re0** or **re1** and a colon. The following examples both display the `/var/log/messages` file stored on the Routing Engine in slot 1:

```
user@host> show log re1:messages
user@host> file show re1:/var/log/messages
```

For information about the fields in a log message, see [“Interpreting Messages Generated in Standard Format by a Junos Process or Library” on page 55](#), [“Interpreting Messages Generated in Standard Format by Services on a PIC” on page 56](#), and [“Interpreting Messages Generated in Structured-Data Format” on page 50](#). For examples, see [“Examples: Displaying a Log File” on page 59](#).

### Displaying a Log File from a Routing Matrix

One way to display a log file stored on the local Routing Engine of any of the individual platforms in a routing matrix (T640 routing nodes or TX Matrix platform) is to log in to a Routing Engine on the platform, enter Junos OS CLI operational mode, and issue the **show log** or **file show** command described in [“Displaying a Log File from a Single-Chassis System” on page 49](#).

To display a log file stored on a T640 routing node during a terminal session on the TX Matrix platform, issue the **show log** or **file show** command and add a prefix that specifies

the T640 routing node's LCC index number as `lccn`, followed by a colon. The index can be from 0 (zero) through 3:

```
user@host> show log lccn:log-filename
user@host> file show lccn:log-file-pathname
```

By default, the **show log** and **file show** commands display the specified log file stored on the master Routing Engine on the T640 routing node. To display the log from a particular Routing Engine, prefix the file- or pathname with the string `lccn-master`, `lccn-re0`, or `lccn-re1`, followed by a colon. The following examples all display the `/var/log/messages` file stored on the master Routing Engine (in slot 0) on routing node LCC2:

```
user@host> show log lcc2:messages
user@host> show log lcc2-master:messages
user@host> show log lcc2-re0:messages
user@host> file show lcc2:/var/log/messages
```

If the T640 routing nodes are forwarding messages to the TX Matrix platform (as in the default configuration), another way to view messages generated on a T640 routing node during a terminal session on the TX Matrix platform is simply to display a local log file. However, the messages are intermixed with messages from other T640 routing nodes and the TX Matrix platform itself. For more information about message forwarding, see [“Impact of Different Local and Forwarded Severity Levels on System Log Messages on a TX Matrix Router”](#) on page 34.

For information about the fields in a log message, see [“Interpreting Messages Generated in Structured-Data Format”](#) on page 50, [“Interpreting Messages Generated in Standard Format by Services on a PIC”](#) on page 56, and [“Interpreting Messages Generated in Standard Format by a Junos Process or Library”](#) on page 55. For examples, see [“Examples: Displaying a Log File”](#) on page 59.

## Interpreting System Log Messages

The fields in a message written to the system log depend on whether the message was generated by a Junos process or subroutine library, or by services on a PIC, and whether it is in standard format or structured-data format. For more information, see the following sections:

- [Interpreting Messages Generated in Structured-Data Format](#) on page 50
- [Interpreting Messages Generated in Standard Format by a Junos Process or Library](#) on page 55
- [Interpreting Messages Generated in Standard Format by Services on a PIC](#) on page 56

---

### Interpreting Messages Generated in Structured-Data Format

Beginning in Junos OS Release 8.3, when the **structured-data** statement is included in the configuration for a log file, Junos processes and software libraries write messages to the file in structured-data format instead of the standard Junos format. For information about the **structured-data** statement, see [“Logging Messages in Structured-Data Format”](#) on page 12.

Structured-format makes it easier for automated applications to extract information from the message. In particular, the standardized format for reporting the value of

variables (elements in the English-language message that vary depending on the circumstances that triggered the message) makes it easy for an application to extract those values. In standard format, the variables are interspersed in the message text and not identified as variables.

The structured-data format for a message includes the following fields (which appear here on two lines only for legibility):

```
<priority code>version timestamp hostname process processID TAG [junos@2636.platform
variable-value-pairs] message-text
```

Table 19 on page 51 describes the fields. If the system logging utility cannot determine the value in a particular field, a hyphen ( - ) appears instead.

**Table 19: Fields in Structured-Data Messages**

Field	Description	Examples
<i>&lt;priority code&gt;</i>	Number that indicates the message's facility and severity. It is calculated by multiplying the facility number by 8 and then adding the numerical value of the severity. For a mapping of the numerical codes to facility and severity, see Table: <b>Facility and Severity Codes in the priority-code Field</b> in "Specifying the Facility and Severity of Messages to Include in the Log" on page 9.	<165> for a message from the pfe facility (facility=20) with severity notice (severity=5).
<i>version</i>	Version of the Internet Engineering Task Force (IETF) system logging protocol specification.	1 for the initial version
<i>timestamp</i>	Time when the message was generated, in one of two representations: <ul style="list-style-type: none"> <li>YYYY-MM-DDTHH:MM:SS.MSZ is the year, month, day, hour, minute, second and millisecond in Universal Coordinated Time (UTC)</li> <li>YYYY-MM-DDTHH:MM:SS.MS+/-HH:MM is the year, month, day, hour, minute, second and millisecond in local time; the hour and minute that follows the plus sign (+) or minus sign (-) is the offset of the local time zone from UTC</li> </ul>	2007-02-15T09:17:15.719Z is 9:17 AM UTC on 15 February 2007. 2007-02-15T01:17:15.719-08:00 is the same timestamp expressed as Pacific Standard Time in the United States.
<i>hostname</i>	Name of the host that originally generated the message.	router1
<i>process</i>	Name of the Junos process that generated the message.	mgd
<i>processID</i>	UNIX process ID (PID) of the Junos process that generated the message.	3046

Table 19: Fields in Structured-Data Messages (*continued*)

Field	Description	Examples
<b>TAG</b>	Junos system log message tag, which uniquely identifies the message.	UI_DBASE_LOGOUT_EVENT
<b>junos@2636.platform</b>	An identifier for the type of hardware platform that generated the message. The junos@2636 prefix indicates that the platform runs the Junos OS. It is followed by a dot-separated numerical identifier for the platform type. For a list of the identifiers, see <a href="#">Table 21 on page 54</a> .	junos@2636.1.1.1.2.18 for the M120 router
<b>variable-value-pairs</b>	A variable-value pair for each element in the <i>message-text</i> string that varies depending on the circumstances that triggered the message. Each pair appears in the format <b>variable = "value"</b> .	username="regress"
<b>message-text</b>	English-language description of the event or error (omitted if the brief statement is included at the [edit system syslog file <i>filename</i> structured-data] hierarchy level). For the text for each message, see the chapters following System Log Messages.	User 'regress' exiting configuration mode

By default, the structured-data version of a message includes English text at the end, as in the following example (which appears on multiple lines only for legibility):

```
<165>1 2007-02-15T09:17:15.719Z router1 mgd 3046 UI_DBASE_LOGOUT_EVENT
[junos@2636.1.1.1.2.18 username="regress"] User 'regress' exiting configuration mode
```

When the brief statement is included at the [edit system syslog file *filename* structured-data ] hierarchy level, the English text is omitted, as in this example:

```
<165>1 2007-02-15T09:17:15.719Z router1 mgd 3046 UI_DBASE_LOGOUT_EVENT
[junos@2636.1.1.1.2.18 username="regress"]
```

[Table 20 on page 53](#) maps the codes that appear in the **priority-code** field to facility and severity level.



**NOTE:** Not all of the facilities and severities listed in [Table 20 on page 53](#) can be included in statements at the [edit system syslog] hierarchy level (some are used by internal processes). For a list of the facilities and severity levels that can be included in the configuration, see “[Specifying the Facility and Severity of Messages to Include in the Log](#)” on page 9.

Table 20: Facility and Severity Codes in the priority-code Field

Facility (number)	Severity emergency	alert	critical	error	warning	notice	info	debug
kernel (0)	1	1	2	3	4	5	6	7
user (1)	8	9	10	11	12	13	14	15
mail (2)	16	17	18	19	20	21	22	23
daemon (3)	24	25	26	27	28	29	30	31
authorization (4)	32	33	34	35	36	37	38	39
syslog (5)	40	41	42	43	44	45	46	47
printer (6)	48	49	50	51	52	53	54	55
news (7)	56	57	58	59	60	61	62	63
uucp (8)	64	65	66	67	68	69	70	71
clock (9)	72	73	74	75	76	77	78	79
authorization-private (10)	80	81	82	83	84	85	86	87
ftp (11)	88	89	90	91	92	93	94	95
ntp (12)	96	97	98	99	100	101	102	103
security (13)	104	105	106	107	108	109	110	111
console (14)	112	113	114	115	116	117	118	119
local0 (16)	128	129	130	131	132	133	134	135
dfc (17)	136	137	138	139	140	141	142	143
local2 (18)	144	145	146	147	148	149	150	151
firewall (19)	152	153	154	155	156	157	158	159
pfe (20)	160	161	162	163	164	165	166	167
conflict-log (21)	168	169	170	171	172	173	174	175
change-log (22)	176	177	178	179	180	181	182	183
interactive-commands (23)	184	185	186	187	188	189	190	191

Table 21 on page 54 lists the numerical identifiers for routing platforms that appear in the **platform** field. The identifier is derived from the platform's SNMP object identifier (OID) as defined in the Juniper Networks routing platform MIB. For more information about OIDs, see the *Junos Network Management Configuration Guide*.

**Table 21: Platform Identifiers in the platform Field**

Identifier	Platform Name
1.1.1.2.1	M40 router
1.1.1.2.2	M20 router
1.1.1.2.3	M160 router
1.1.1.2.4	M10 router
1.1.1.2.5	M5 router
1.1.1.2.6	T640 routing node
1.1.1.2.7	T320 router
1.1.1.2.8	M40e router
1.1.1.2.9	M320 router
1.1.1.2.10	M7i router
1.1.1.2.11	M10i router
1.1.1.2.13	J2300 Services Router
1.1.1.2.14	J4300 Services Router
1.1.1.2.15	J6300 Services Router
1.1.1.2.17	TX Matrix platform
1.1.1.2.18	M120 router
1.1.1.2.19	J4350 Services Router
1.1.1.2.20	J6350 Services Router
1.1.1.2.23	J2320 Services Router
1.1.1.2.24	J2350 Services Router
1.1.1.2.27	T1600 router
1.1.1.2.83	T4000 router



### Interpreting Messages Generated in Standard Format by a Junos Process or Library

The syntax of a standard-format message generated by a Junos OS process or subroutine library depends on whether it includes priority information:

- When the **explicit-priority** statement is included at the `[edit system syslog file filename]` or `[edit system syslog host (hostname | other-routing-engine)]` hierarchy level, a system log message has the following syntax:

```
timestamp message-source: %facility-severity-TAG: message-text
```

- When directed to the console or to users, or when the **explicit-priority** statement is not included for files or remote hosts, a system log message has the following syntax:

```
timestamp message-source: TAG: message-text
```

Table 22 on page 55 describes the message fields.

**Table 22: Fields in Standard-Format Messages Generated by a Junos Process or Library**

Field	Description
<i>timestamp</i>	Time at which the message was logged.
<i>message-source</i>	Identifier of the process or component that generated the message and the routing platform on which the message was logged. This field includes two or more subfields, depending on how system logging is configured. See <a href="#">“The message-source Field on a TX Matrix Platform” on page 57</a> , <a href="#">The message-source Field on a T640 Routing Node in a Routing Matrix</a> , and <a href="#">“The message-source Field on a Single-Chassis System” on page 57</a> .
<i>facility</i>	Code that specifies the facility to which the system log message belongs. For a mapping of codes to facility names, see Table: <b>Facility Codes Reported in Priority Information</b> in <a href="#">Including Priority Information in System Log Messages</a> .
<i>severity</i>	Numerical code that represents the severity level assigned to the system log message. For a mapping of codes to severity names, see Table: <b>Numerical Codes for Severity Levels Reported in Priority Information</b> in <a href="#">Including Priority Information in System Log Messages</a> .
<i>TAG</i>	Text string that uniquely identifies the message, in all uppercase letters and using the underscore (_) to separate words. The tag name begins with a prefix that indicates the generating software process or library. The entries in this reference are ordered alphabetically by this prefix.  Not all processes on a routing platform use tags, so this field does not always appear.
<i>message-text</i>	Text of the message. For the text for each message, see the chapters following <a href="#">System Log Messages</a> .

### Interpreting Messages Generated in Standard Format by Services on a PIC

Standard-format system log messages generated by services on a PIC, such as the Adaptive Services (AS) PIC, have the following syntax:

```
timestamp (FPC Slot fpc-slot, PIC Slot pic-slot) {service-set} [SERVICE]:
optional-string TAG: message-text
```



**NOTE:** System logging for services on PICs is not configured at the [edit system syslog] hierarchy level as discussed in this chapter. For configuration information, see the *Junos Services Interfaces Configuration Guide*.

The (FPC Slot *fpc-slot*, PIC Slot *pic-slot*) field appears only when the standard system logging utility that runs on the Routing Engine writes the messages to the system log. When the PIC writes the message directly, the field does not appear.

Table 23 on page 56 describes the message fields.

**Table 23: Fields in Messages Generated by a PIC**

Field	Description
<i>timestamp</i>	Time at which the message was logged.
<i>fpc-slot</i>	Slot number of the Flexible PIC Concentrator (FPC) that houses the PIC that generated the message.
<i>pic-slot</i>	Number of the PIC slot on the FPC in which the PIC that generated the message resides.
<i>service-set</i>	Name of the service set that generated the message.
<i>SERVICE</i>	Code representing the service that generated the message. The codes include the following: <ul style="list-style-type: none"> <li>• FWNAT—Network Address Translation (NAT) service</li> <li>• IDS—Intrusion detection service</li> </ul>
<i>optional-string</i>	A text string that appears if the configuration for the PIC includes the log-prefix statement at the [edit interfaces interface-name services-options syslog] hierarchy level. For more information, see the <i>Junos Services Interfaces Configuration Guide</i> .
<i>TAG</i>	Text string that uniquely identifies the message, in all uppercase letters and using the underscore (_) to separate words. The tag name begins with a prefix that indicates the generating PIC. The entries in this reference are ordered alphabetically by this prefix.
<i>message-text</i>	Text of the message. For the text of each message, see System Log Messages.

## Format of the message-source Field

The *message-source* field discussed in [“Interpreting Messages Generated in Standard Format by a Junos Process or Library” on page 55](#) has two or more subfields, depending on whether the message is logged on a single-chassis system or on a platform in a routing matrix, and whether message forwarding is configured in the routing matrix.

For more information, see the following sections:

- [The message-source Field on a Single-Chassis System on page 57](#)
- [The message-source Field on a TX Matrix Platform on page 57](#)

### The message-source Field on a Single-Chassis System

---

The format of the *message-source* field in a message on a single-chassis system depends on whether the message was generated on the local Routing Engine or the other Routing Engine (on a system with two Routing Engines installed and operational). Messages from the other Routing Engine appear only if its configuration includes the **other-routing-engine** statement at the **[edit system syslog host]** hierarchy level.

- When the local Routing Engine generated the message, there are two subfields:

*hostname process[process-ID]*

- When the other Routing Engine generated the message, there are three subfields:

*hostname reX process[process-ID]*

*hostname* is the hostname of the local Routing Engine.

*process[process-ID]* is the name and PID of the process that generated the message. If the *reX* field also appears, the process is running on the other Routing Engine. If a process does not report its PID, the *[process-ID]* part does not appear.

*reX* indicates that the other Routing Engine generated the message (*X* is **0** or **1**).

### The message-source Field on a TX Matrix Platform

---

The format of the *message-source* field in a message on a TX Matrix platform depends on several factors:

- Whether the message was generated on the TX Matrix platform or a T640 routing node in the routing matrix. By default, the master Routing Engine on each T640 routing node forwards messages from all facilities with severity info and higher to the master Routing Engine on the TX Matrix platform. When you configure system logging on the TX Matrix platform, its logs include the forwarded messages. For more information, see [“Impact of Different Local and Forwarded Severity Levels on System Log Messages on a TX Matrix Router” on page 34](#).
- Whether the message was generated on the local Routing Engine or the other Routing Engine on the originating machine (TX Matrix platform or T640 routing node). Messages from the other Routing Engine appear only if its configuration includes the **other-routing-engine** statement at the **[edit system syslog host]** hierarchy level.

- Whether the message was generated by a kernel or user-space process, or by the microkernel on a hardware component.

Table 24 on page 58 specifies the format of the message-source field in the various cases.

**Table 24: Format of message-source Field in Messages Logged on TX Matrix Platform**

Generating Machine	Generating Routing Engine	Process or Component	Format
TX Matrix platform	Local	Process	<i>hostname process[processID]</i>
		Component	<i>hostname scc-reX process[processID]</i>
	Other	Process	<i>hostname scc-reX scc-componentZ process</i>
		Component	<i>hostname scc-reX scc-componentZ process</i>
T640 routing node	Local	Process	<i>hostname lccY-masterprocess[processID]</i>
		Component	<i>hostname lccY-master scc-componentZ process</i>
	Other	Process	<i>hostname lccY-master lccY-reX process[processID]</i>
		Component	<i>hostname lccY-master lccY-reX lccY-componentZ process</i>

**hostname** is the hostname of the local Routing Engine on the TX Matrix platform.

**lccY-master** is the master Routing Engine on the T640 routing node with the indicated LCC index number (**Y** is from 0 through 3).

**lccY-reX** indicates that the backup Routing Engine on the T640 routing node generated the message (**X** is 0 or 1). The routing node has the indicated LCC index number (**Y** matches the value in the **lccY-master** field).

**lccY-componentZ** process identifies the hardware component and process on the T640 routing node that generated the message (**Y** matches the value in the **lccY-master** field and the range of values for **Z** depends on the component type). For example, **lcc2-fpc1 PFEMAN** refers to a process on the FPC in slot 1 on the T640 routing node with index LCC2.

**process[process-ID]** is the name and PID of the kernel or user-space process that generated the message. If the **scc-reX** or **lccY-reX** field also appears, the process is running on the other Routing Engine. If a process does not report its PID, the **[process-ID]** part does not appear.

**scc-componentZ** process identifies the hardware component and process on the TX Matrix platform that generated the message (the range of values for **Z** depends on the component type). For example, **spmb1 GSIB** refers to a process on one of the processor boards in the Switch Interface Board (SIB) with index 1.

**scc-reX** indicates that the other Routing Engine on the TX Matrix platform generated the message (**X** is 0 or 1).

## Examples: Displaying a Log File

Display the contents of the **/var/log/messages** file stored on the local Routing Engine. (The **/var/log** directory is the default location for log files, so you do not need to include it in the filename. The **messages** file is a commonly configured destination for system log messages.)

```
user@host> show log messages Apr 11 10:27:25 router1 mgd[3606]:
  UI_DBASE_LOGIN_EVENT: User 'barbara' entering configuration mode
Apr 11 10:32:22 router1 mgd[3606]: UI_DBASE_LOGOUT_EVENT: User 'barbara' exiting
  configuration mode
Apr 11 11:36:15 router1 mgd[3606]: UI_COMMIT: User 'root' performed commit: no comment
Apr 11 11:46:37 router1 mib2d[2905]: SNMP_TRAP_LINK_DOWN: ifIndex 82, ifAdminStatus
  up(1), ifOperStatus down(2), ifName at-1/0/0
```

Display the contents of the file **/var/log/processes**, which has been previously configured to include messages from the **daemon** facility. When issuing the **file show** command, you must specify the full pathname of the file:

```
user@host> file show /var/log/processes Feb 22 08:58:24 router1 snmpd[359]:
  SNMPD_TRAP_WARM_START: trap_generate_warm: SNMP trap: warm start
Feb 22 20:35:07 router1 snmpd[359]: SNMPD_THROTTLE_QUEUE_DRAINED:
  trap_throttle_timer_handler: cleared all throttled traps
Feb 23 07:34:56 router1 snmpd[359]: SNMPD_TRAP_WARM_START: trap_generate_warm:
  SNMP trap: warm start
Feb 23 07:38:19 router1 snmpd[359]: SNMPD_TRAP_COLD_START: trap_generate_cold:
  SNMP trap: cold start
```

Display the contents of the file **/var/log/processes** when the **explicit-priority** statement is included at the **[edit system syslog file processes]** hierarchy level:

```
user@host> file show /var/log/processes Feb 22 08:58:24 router1 snmpd[359]:
  %DAEMON-3-SNMPD_TRAP_WARM_START: trap_generate_warm: SNMP trap: warm
  start
Feb 22 20:35:07 router1 snmpd[359]:
  %DAEMON-6-SNMPD_THROTTLE_QUEUE_DRAINED: trap_throttle_timer_handler: cleared
  all throttled traps
Feb 23 07:34:56 router1 snmpd[359]:
  %DAEMON-3-SNMPD_TRAP_WARM_START: trap_generate_warm: SNMP trap: warm
  start
Feb 23 07:38:19 router1 snmpd[359]:
  %DAEMON-2-SNMPD_TRAP_COLD_START: trap_generate_cold: SNMP trap: cold start
```

## Getting Help About System Log Messages

System log message tag names begin with a prefix that indicates which Junos OS process, subroutine library, or service on a PIC generated the message. This section explains how

to learn more about the messages with each prefix, both in this reference and while you are using the CLI.

For a list of the prefixes for messages described in this reference, see System Log Messages. For information about displaying and interpreting messages, see the following sections:

- [Displaying and Interpreting System Log Message Descriptions on page 60](#)
- [Examples: Displaying System Log Message Descriptions on page 62](#)

## Displaying and Interpreting System Log Message Descriptions

This reference lists the messages available at the time of its publication. To display the list of messages that applies to the version of the Junos OS that is running on a routing platform, enter Junos OS CLI operational mode and issue the following command:

```
user@host> help syslog ?
```

To display the list of available descriptions for tags whose names begin with a specific character string, substitute the string (in all capital letters) for the variable **TAG-PREFIX** (there is no space between the prefix and the question mark):

```
user@host> help syslog TAG-PREFIX?
```

To display the complete descriptions for tags whose name includes a regular expression, substitute a Perl-based expression for the variable **regex**. The match is not case-sensitive. For information about Perl-based regular expressions, consult a Perl reference manual or website such as <http://perldoc.perl.org>.

```
user@host> help syslog regex
```

To display the complete description of a particular message, substitute its name for the variable **TAG** (in all capital letters):

```
user@host> help syslog TAG
```

[Table 25 on page 60](#) describes the fields in a system log message description in this reference or in the CLI.

**Table 25: Fields in System Log Message Descriptions**

Field Name in Reference	Field Name in CLI	Description
—	Name	The message tag in all capital letters.

Table 25: Fields in System Log Message Descriptions (*continued*)

Field Name in Reference	Field Name in CLI	Description
<b>System Log Message</b>	<b>Message</b>	<p>Text of the message written to the system log. In the log, a specific value is substituted for each variable that appears in italics in this reference or in angle brackets (&lt; &gt;) in the CLI.</p> <p>In this reference, the message text appears on the second line of the <b>System Log Message</b> field. The first line is the message tag (the same text as in the CLI Name field). The prefix on each tag identifies the message source and the rest of the tag indicates the specific event or error.</p>
—	<b>Help</b>	<p>Short description of the message, which also appears in the right-hand column of CLI output for the <b>help syslog</b> command when the output lists multiple messages.</p>
<b>Description</b>	<b>Description</b>	More detailed explanation of the message.
<b>Type</b>	<b>Type</b>	<p>Category to which the message belongs:</p> <ul style="list-style-type: none"> <li>• <b>Error:</b> The message reports an error or failure condition that might require corrective action.</li> <li>• <b>Event:</b> The message reports a condition or occurrence that does not generally require corrective action.</li> </ul>
<b>Severity</b>	<b>Severity</b>	<p>Message severity level as described in Table: <b>System Log Message Severity Levels</b> in “Specifying the Facility and Severity of Messages to Include in the Log” on page 9.</p>
<b>Cause</b>	<b>Cause</b>	<p>(Optional) Possible cause for message generation. There can be more than one cause.</p>

Table 25: Fields in System Log Message Descriptions (*continued*)

Field Name in Reference	Field Name in CLI	Description
Action	Action	(Optional) Action you can perform to resolve the error or failure condition described in the message. If this field does not appear in an entry, either no action is required or the action is self-explanatory.

## Examples: Displaying System Log Message Descriptions

Display the list of all currently available system log message descriptions:

```
user@host> help syslog ?

Possible completions:
<syslog-tag>   Syslog tag
. . . . .
BOOTPD_ARG_ERR   Command-line option was invalid
BOOTPD_BAD_ID    Request failed because assembly ID was unknown
BOOTPD_BOOTSTRING tnp.bootpd provided boot string
BOOTPD_CONFIG_ERR tnp.bootpd could not parse configuration file;
                  used default settings
BOOTPD_CONF_OPEN tnp.bootpd could not open configuration file
BOOTPD_DUP_REV   Extra boot string definitions for revision were
                  ignored
---(more 4%)---
```

Display the list of all currently available system log message descriptions for tags that begin with the letters **ACCT** (there is no space between **ACCT** and the question mark, and some descriptions are shortened for legibility):

```
user@host> help syslog ACCT?

Possible completions:
<syslog-tag>   System log tag or regular expression
ACCT_ACCOUNTING_FERROR   Error occurred during file processing
ACCT_ACCOUNTING_FOPEN_ERROR   Open operation failed on file
ACCT_ACCOUNTING_SMALL_FILE_SIZE Maximum file size is smaller than ...
ACCT_BAD_RECORD_FORMAT    Record format does not match accounting profile
ACCT_CU_RTSLIB_ERROR       Error occurred obtaining current class usage ...
ACCT_FORK_ERR              Could not create child process
ACCT_FORK_LIMIT_EXCEEDED   Could not create child process because of limit
ACCT_GETHOSTNAME_ERROR     gethostname function failed
ACCT_MALLOC_FAILURE        Memory allocation failed
ACCT_UNDEFINED_COUNTER_NAME Filter profile used undefined counter name
ACCT_XFER_FAILED           Attempt to transfer file failed
ACCT_XFER_POPEN_FAIL       File transfer failed
```

Display the description of the **UI\_CMDLINE\_READ\_LINE** message:

```
user@host> help syslog UI_CMDLINE_READ_LINE

Name:      UI_CMDLINE_READ_LINE
Message:   User '<users>', command '<input>'
Help:      User entered command at CLI prompt
Description: The indicated user typed the indicated command at the CLI
```



prompt and pressed the Enter key, sending the command string to the management process (mgd).

Type: Event: This message reports an event, not an error  
Severity: info



## PART 2

# System Log Messages

- [ACCT System Log Messages on page 69](#)
- [ALARMD System Log Messages on page 73](#)
- [ANALYZER System Log Messages on page 79](#)
- [ANCPD System Log Messages on page 81](#)
- [APPID System Log Messages on page 83](#)
- [APPIDD System Log Messages on page 85](#)
- [APPTRACK System Log Messages on page 87](#)
- [ASP System Log Messages on page 91](#)
- [AUDITD System Log Messages on page 123](#)
- [AUTHD System Log Messages on page 127](#)
- [AUTOCONFD System Log Messages on page 129](#)
- [AUTOD System Log Messages on page 131](#)
- [AV System Log Messages on page 133](#)
- [BFDD System Log Messages on page 137](#)
- [BOOTPD System Log Messages on page 141](#)
- [CFMD System Log Messages on page 147](#)
- [CHASSISD System Log Messages on page 151](#)
- [CHASSISM System Log Messages on page 239](#)
- [COSD System Log Messages on page 241](#)
- [DCBX System Log Messages on page 255](#)
- [DCD System Log Messages on page 257](#)
- [DDOS System Log Messages on page 263](#)
- [DFCD System Log Messages on page 265](#)
- [DFWD System Log Messages on page 269](#)
- [DHCPD System Log Messages on page 271](#)
- [DOTIXD System Log Messages on page 275](#)
- [DYNAMIC System Log Messages on page 279](#)
- [ESWD System Log Messages on page 285](#)
- [EVENTD System Log Messages on page 295](#)

- [FABOAMD System Log Messages on page 305](#)
- [FC System Log Messages on page 307](#)
- [FCOE System Log Messages on page 313](#)
- [FIP System Log Messages on page 315](#)
- [FIPS System Log Messages on page 319](#)
- [FLOW System Log Messages on page 321](#)
- [FPCLOGIN System Log Messages on page 325](#)
- [FSAD System Log Messages on page 327](#)
- [FUD System Log Messages on page 337](#)
- [FWAUTH System Log Messages on page 343](#)
- [GPRSD System Log Messages on page 349](#)
- [HNCACHED System Log Messages on page 351](#)
- [ICCPD System Log Messages on page 353](#)
- [IDP System Log Messages on page 355](#)
- [JADE System Log Messages on page 361](#)
- [JCS System Log Messages on page 365](#)
- [JDIAMETERD System Log Messages on page 371](#)
- [JIVED System Log Messages on page 373](#)
- [JPTSPD System Log Messages on page 377](#)
- [JSRPD System Log Messages on page 381](#)
- [JTASK System Log Messages on page 391](#)
- [JTRACE System Log Messages on page 403](#)
- [KMD System Log Messages on page 405](#)
- [L2ALD System Log Messages on page 415](#)
- [L2CPD System Log Messages on page 425](#)
- [L2TPD System Log Messages on page 435](#)
- [LACP System Log Messages on page 465](#)
- [LACPD System Log Messages on page 467](#)
- [LFMD System Log Messages on page 469](#)
- [LIBJNX System Log Messages on page 471](#)
- [LIBJSNMP System Log Messages on page 473](#)
- [LIBMSRPC System Log Messages on page 479](#)
- [LICENSE System Log Messages on page 483](#)
- [LOGIN System Log Messages on page 489](#)
- [LPDFD System Log Messages on page 495](#)
- [LRMUX System Log Messages on page 497](#)
- [LSYSD System Log Messages on page 499](#)

- [MCSN System Log Messages on page 501](#)
- [MCSNOOPD System Log Messages on page 507](#)
- [MIB2D System Log Messages on page 509](#)
- [MPLS\\_OAM System Log Messages on page 515](#)
- [NEXTHOP System Log Messages on page 519](#)
- [NSD System Log Messages on page 521](#)
- [NSTRACED System Log Messages on page 523](#)
- [NTPDATE System Log Messages on page 525](#)
- [NTPD System Log Messages on page 527](#)
- [PFE System Log Messages on page 529](#)
- [PFED System Log Messages on page 537](#)
- [PGCPD System Log Messages on page 539](#)
- [PING System Log Messages on page 541](#)
- [PKID System Log Messages on page 545](#)
- [PPMD System Log Messages on page 549](#)
- [PPPD System Log Messages on page 551](#)
- [PROFILER System Log Messages on page 559](#)
- [RDD System Log Messages on page 561](#)
- [RMOPD System Log Messages on page 565](#)
- [RPD System Log Messages on page 569](#)
- [RT System Log Messages on page 645](#)
- [RTLOG System Log Messages on page 657](#)
- [RTLOGD System Log Messages on page 659](#)
- [RTPERF System Log Messages on page 661](#)
- [SAVAL System Log Messages on page 663](#)
- [SDXD System Log Messages on page 665](#)
- [SFW System Log Messages on page 669](#)
- [SMTPD System Log Messages on page 671](#)
- [SNMP System Log Messages on page 673](#)
- [SNMPD System Log Messages on page 675](#)
- [SPD System Log Messages on page 687](#)
- [SSH System Log Messages on page 695](#)
- [SSHD System Log Messages on page 697](#)
- [SSL System Log Messages on page 699](#)
- [SYSTEM System Log Messages on page 703](#)
- [TFTPD System Log Messages on page 705](#)
- [UFDD System Log Messages on page 709](#)

- [UI System Log Messages on page 711](#)
- [UTMD System Log Messages on page 719](#)
- [VCCPD System Log Messages on page 721](#)
- [VM System Log Messages on page 725](#)
- [VRRPD System Log Messages on page 727](#)
- [WEB System Log Messages on page 731](#)
- [WEBFILTER System Log Messages on page 737](#)

## CHAPTER 2

# ACCT System Log Messages

This chapter describes messages with the **ACCT** prefix. They are generated by the accounting statistics process, which collects and records interface, filter, and class usage statistics.

### ACCT\_ACCOUNTING\_FERROR

---

<b>System Log Message</b>	Unexpected error <i>error-code</i> from file <i>filename</i>
<b>Description</b>	An error prevented the accounting statistics process from processing the indicated file.
<b>Type</b>	Error: An error occurred
<b>Severity</b>	warning
<b>Facility</b>	LOG_PFE

### ACCT\_ACCOUNTING\_FOPEN\_ERROR

---

<b>System Log Message</b>	Failed to open file <i>filename: error-code</i>
<b>Description</b>	The accounting statistics process could not open the indicated file.
<b>Type</b>	Error: An error occurred
<b>Severity</b>	warning
<b>Facility</b>	LOG_PFE

### ACCT\_ACCOUNTING\_SMALL\_FILE\_SIZE

---

<b>System Log Message</b>	File <i>filename</i> size ( <i>file-size</i> ) is smaller than record size ( <i>record-size</i> )
<b>Description</b>	The size limit configured for the indicated file is smaller than the record to be written to it.
<b>Type</b>	Error: An error occurred
<b>Severity</b>	warning
<b>Facility</b>	LOG_PFE

### ACCT\_BAD\_RECORD\_FORMAT

---

<b>System Log Message</b>	Invalid statistics record: <i>entry</i>
---------------------------	---

**Description** The number of columns in the indicated record does not match the number of columns in the accounting profile.

**Type** Error: An error occurred

**Severity** warning

**Facility** LOG\_PFE

---

## ACCT\_CU\_RTSLIB\_ERROR

---

**System Log Message** Error getting class usage statistics for interface *interface-name.unit-id: error-message*

**Description** The accounting statistics process could not obtain current class usage statistics.

**Type** Error: An error occurred

**Severity** error

**Facility** LOG\_PFE

---

## ACCT\_FORK\_ERR

---

**System Log Message** Unable to fork: *error-message*

**Description** The accounting statistics process could not create a child process for transferring files, for the indicated reason.

**Type** Error: An error occurred

**Severity** error

**Facility** LOG\_PFE

---

## ACCT\_FORK\_LIMIT\_EXCEEDED

---

**System Log Message** Unable to fork: too many child processes

**Description** The accounting statistics process could not create a child process for transferring files, because adding another child would have made the number of children exceed the limit.

**Type** Error: An error occurred

**Severity** error

**Facility** LOG\_PFE

---

## ACCT\_GETHOSTNAME\_ERROR

---

**System Log Message** Error *error-code* trying to get hostname

**Description** A call to the gethostname() function failed.

**Type** Error: An error occurred

**Severity** error

**Facility** LOG\_PFE



## ACCT\_MALLOC\_FAILURE

---

<b>System Log Message</b>	Memory allocation failed while reallocating filter profile interface list
<b>Description</b>	The accounting statistics process could not allocate memory from the heap.
<b>Type</b>	Error: An error occurred
<b>Severity</b>	error
<b>Facility</b>	LOG_PFE
<b>Cause</b>	An internal software failure occurred.
<b>Action</b>	Contact your technical support representative. For more information, see <a href="#">KB18749</a> .

## ACCT\_UNDEFINED\_COUNTER\_NAME

---

<b>System Log Message</b>	Counter <i>profile-name</i> in accounting profile <i>counter-name</i> is not defined in a firewall using this filter profile
<b>Description</b>	The indicated filter profile referenced the indicated counter name, which is not defined in a firewall filter that uses the filter profile.
<b>Type</b>	Error: An error occurred
<b>Severity</b>	warning
<b>Facility</b>	ANY
<b>Action</b>	Change the filter profile counter name to match the name defined in the firewall configuration.

## ACCT\_XFER\_FAILED

---

<b>System Log Message</b>	Error transferring <i>filename</i>
<b>Description</b>	An attempt to transfer the indicated file failed.
<b>Type</b>	Error: An error occurred
<b>Severity</b>	error
<b>Facility</b>	LOG_PFE

## ACCT\_XFER\_POPEN\_FAIL

---

<b>System Log Message</b>	Error <i>error-code</i> in invoking command <i>command</i> to transfer file <i>filename</i>
<b>Description</b>	A call to the popen() function failed when the accounting statistics process invoked the indicated command to transfer the indicated file.
<b>Type</b>	Error: An error occurred
<b>Severity</b>	error

**Facility** LOG\_PFE

**Action** For more information, see [KB18750](#).

## CHAPTER 3

# ALARMD System Log Messages

This chapter describes messages with the **ALARMD** prefix. They are generated by the alarm process (alarmd).

### ALARMD\_CONFIG\_ACCESS\_ERROR

---

<b>System Log Message</b>	<i>function-name: error-message</i>
<b>Description</b>	The alarm process (alarmd) experienced the indicated problem while attempting to parse the configuration database.
<b>Type</b>	Error: An error occurred
<b>Severity</b>	error
<b>Facility</b>	LOG_DAEMON
<b>Action</b>	Contact your technical support representative.

### ALARMD\_CONFIG\_CLOSE\_ERROR

---

<b>System Log Message</b>	Unable to close configuration database
<b>Description</b>	The alarm process (alarmd) could not close the configuration database.
<b>Type</b>	Error: An error occurred
<b>Severity</b>	error
<b>Facility</b>	LOG_DAEMON
<b>Action</b>	Contact your technical support representative.

### ALARMD\_CONFIG\_PARSE\_ERROR

---

<b>System Log Message</b>	Unable to parse configuration; using defaults
<b>Description</b>	The alarm process (alarmd) could not parse the configuration and used default values while initializing.
<b>Type</b>	Error: An error occurred
<b>Severity</b>	error

<b>Facility</b>	LOG_DAEMON
<b>Action</b>	Contact your technical support representative.

---

## ALARMD\_CONFIG\_RECONFIG\_ERROR

---

<b>System Log Message</b>	Re-configuration failed, using previous values
<b>Description</b>	The alarm process (alarmd) could not parse new configuration and used previous values.
<b>Type</b>	Error: An error occurred
<b>Severity</b>	error
<b>Facility</b>	LOG_DAEMON
<b>Action</b>	Contact your technical support representative.

---

## ALARMD\_CONNECTION\_FAILURE

---

<b>System Log Message</b>	after <i>count</i> attempts <i>process-name</i> connect returned error: <i>error-message</i>
<b>Description</b>	The alarm process (alarmd) was unable to connect to the indicated process
<b>Type</b>	Event: This message reports an event, not an error
<b>Severity</b>	warning
<b>Facility</b>	LOG_DAEMON

---

## ALARMD\_DECODE\_ALARM\_OBJECT\_ERROR

---

<b>System Log Message</b>	Cannot decode error test from object <i>alarm-object</i> , reason <i>alarm-reason</i> for if_name <i>interface-type</i>
<b>Description</b>	The alarm process (alarmd) encountered invalide alarm object.
<b>Type</b>	Error: An error occurred
<b>Severity</b>	error
<b>Facility</b>	LOG_DAEMON
<b>Action</b>	Contact your technical support representative.

---

## ALARMD\_EXISTS

---

<b>System Log Message</b>	alarmd already running; exiting
<b>Description</b>	The alarm process (alarmd) exited because it discovered that another alarmd process is already running.
<b>Type</b>	Event: This message reports an event, not an error
<b>Severity</b>	error
<b>Facility</b>	LOG_DAEMON

## ALARMD\_EXISTS\_TERM\_OTHER

---

<b>System Log Message</b>	Killing existing alarmd and exiting
<b>Description</b>	The alarm process (alarmd) discovered that another alarmd process is already running. It terminated the other process and exited.
<b>Type</b>	Event: This message reports an event, not an error
<b>Severity</b>	error
<b>Facility</b>	LOG_DAEMON

## ALARMD\_IFDALARM\_TYPE\_ERROR

---

<b>System Log Message</b>	Unknown interface alarm type: <i>alarm-type</i>
<b>Description</b>	The alarm process (alarmd) could not recognize an interface type alarm due to it's unknown alarm type.
<b>Type</b>	Error: An error occurred
<b>Severity</b>	error
<b>Facility</b>	LOG_DAEMON
<b>Action</b>	Contact your technical support representative.

## ALARMD\_IFDEV\_RTSLIB\_FAILURE

---

<b>System Log Message</b>	<i>function-name: library-function-name</i> failed on <i>error-message</i> socket ( <i>socket-option</i> )
<b>Description</b>	The alarm process (alarmd) failed to access an interface device because an error occurred during the indicated call to the routing socket library.
<b>Type</b>	Error: An error occurred
<b>Severity</b>	error
<b>Facility</b>	LOG_DAEMON
<b>Action</b>	Contact your technical support representative.

## ALARMD\_IPC\_MSG\_ERROR

---

<b>System Log Message</b>	<i>function-name: error code error-code</i> , type <i>message-type</i> , subtype <i>message-subtype</i> , opcode <i>message-opcode</i>
<b>Description</b>	The alarm process (alarmd) detected an error in an interprocess communication (IPC) message with the indicated characteristics.
<b>Type</b>	Error: An error occurred
<b>Severity</b>	error
<b>Facility</b>	LOG_DAEMON

**Action** Contact your technical support representative.

---

## ALARMD\_IPC\_MSG\_WRITE\_ERROR

---

**System Log Message** alarmd\_send\_msg: ipc\_msg\_write failed: *error-message*.

**Description** The alarm process (alarmd) is not able to write a new ipc message to the given ipc pipe.

**Type** Error: An error occurred

**Severity** warning

**Facility** LOG\_DAEMON

---

## ALARMD\_IPC\_UNEXPECTED\_CONN

---

**System Log Message** Invalid connection id: *connection-who*

**Description** The alarm process (alarmd) received an ipc message from an unexpected connection.

**Type** Error: An error occurred

**Severity** error

**Facility** LOG\_DAEMON

**Action** Contact your technical support representative.

---

## ALARMD\_IPC\_UNEXPECTED\_MSG

---

**System Log Message** *function-name*: invalid message received: *message* (message type *message-type*, subtype *message-subtype*)

**Description** The alarm process (alarmd) received an unexpected message with the indicated characteristics.

**Type** Error: An error occurred

**Severity** error

**Facility** LOG\_DAEMON

**Action** Contact your technical support representative.

---

## ALARMD\_MEM\_ALLOC\_FAILURE

---

**System Log Message** *function-name*: alarmd memory allocation failed

**Description** The alarm process (alarmd) could not allocate memory.

**Type** Error: An error occurred

**Severity** error

**Facility** LOG\_DAEMON

**Action** Contact your technical support representative.

## ALARMD\_MGR\_CONNECT

---

<b>System Log Message</b>	<i>function-name</i> evSelectFD: initial pipe create aborted (errno <i>error-code</i> )
<b>Description</b>	The alarm process (alarmd) could not open a pipe for interprocess communication (IPC).
<b>Type</b>	Error: An error occurred
<b>Severity</b>	error
<b>Facility</b>	LOG_DAEMON
<b>Action</b>	Contact your technical support representative.

## ALARMD\_MULTIPLE\_ALARM\_BIT\_ERROR

---

<b>System Log Message</b>	Multiple alarm bits: <i>Oxalarm-bit</i>
<b>Description</b>	The alarm process (alarmd) expected one alarm bit set for an interface alarm when it received multiple.
<b>Type</b>	Error: An error occurred
<b>Severity</b>	error
<b>Facility</b>	LOG_DAEMON
<b>Action</b>	Contact your technical support representative.

## ALARMD\_PIDFILE\_OPEN

---

<b>System Log Message</b>	Unable to open PID file ' <i>filename</i> ': errno <i>error-code</i>
<b>Description</b>	The alarm process (alarmd) could not open the file where it stores its process ID (PID).
<b>Type</b>	Error: An error occurred
<b>Severity</b>	error
<b>Facility</b>	LOG_DAEMON
<b>Cause</b>	The alarm process (alarmd) might have detected that another alarmd process was running and tried to read the file so that it could use the PID recorded there when terminating the other process.

## ALARMD\_PIPE\_WRITE\_ERROR

---

<b>System Log Message</b>	Pipe write error: <i>error-message</i>
<b>Description</b>	The alarm process (alarmd) experienced a fatal error while writing to a pipe.
<b>Type</b>	Error: An error occurred
<b>Severity</b>	error
<b>Facility</b>	LOG_DAEMON

**Cause** There was no reader for the pipe.

## ALARMD\_SOCKET\_CREATE

---

**System Log Message** Unable to create socket for *process-name* connection: errno *error-code*

**Description** The alarm process (alarmd) could not create socket.

**Type** Error: An error occurred

**Severity** error

**Facility** LOG\_DAEMON

## ALARMD\_UNEXPECTED\_EXIT

---

**System Log Message** evMainLoop returned *return-value* (errno *error-code*)

**Description** The alarm process (alarmd) exited unexpectedly and reported the indicated error.

**Type** Error: An error occurred

**Severity** error

**Facility** LOG\_DAEMON



## CHAPTER 4

# ANALYZER System Log Messages

This chapter describes messages with the **ANALYZER** prefix on the Juniper Networks EX Series switches. They are generated by the sample process (sampled), which gathers information on mirrored traffic analysis for EX Series switches.

### ANALYZER\_INPUT\_INTERFACES\_LIMIT

---

<b>System Log Message</b>	Number of analyzer input interface is exceeding <i>error-message</i>
<b>Description</b>	In an analyzer session, the number of input interfaces exceeded the platform limit.
<b>Type</b>	Error: An error occurred
<b>Severity</b>	alert
<b>Facility</b>	LOG_DAEMON



## CHAPTER 5

# ANCPD System Log Messages

This chapter describes messages with the **ANCPD** prefix. They are generated by the Access Node Control Protocol process (ancpd), also known as Layer 2 control (l2c), which works with a special Internet Group Management Protocol (igmp) session to collect outgoing interface (oif) mapping events in a scalable manner.

### ANCPD\_COMMAND\_OPTIONS

---

<b>System Log Message</b>	ancpd_cmd_opts called with option <i>index</i> arg <i>argument</i>
<b>Description</b>	ancpd process cmd line options not handled by junos_app_init
<b>Type</b>	Event: This message reports an event, not an error
<b>Severity</b>	info
<b>Facility</b>	LOG_DAEMON



## CHAPTER 6

# APPID System Log Messages

This chapter describes messages with the **APPID** prefix. They are generated by the application identification process (appid), which is a passive application protocol identification library that implements a state machine for efficient pattern matching of regex-like application content signatures.

### APPID\_SIGNATURE\_LICENSE\_EXPIRED

---

<b>System Log Message</b>	APPID signature update license(ID= <i>feature-id</i> ) has expired
<b>Description</b>	APPID signature update license key has expired. Signature update may not work any more.
<b>Type</b>	Event: This message reports an event, not an error
<b>Severity</b>	warning
<b>Facility</b>	LOG_DAEMON



## CHAPTER 7

# APPIDD System Log Messages

This chapter describes messages with the **APPIDD** prefix. They are generated by the application identification process (appid), which is a passive application protocol identification library that implements a state machine for efficient pattern matching of regex-like application content signatures.

### APPIDD\_APPPACK\_DOWNLOAD\_RESULT

---

<b>System Log Message</b>	Application package download result( <i>status</i> )
<b>Description</b>	Application package download result
<b>Type</b>	Event: This message reports an event, not an error
<b>Severity</b>	notice
<b>Facility</b>	LOG_DAEMON

### APPIDD\_APPPACK\_INSTALL\_RESULT

---

<b>System Log Message</b>	Application package install result( <i>status</i> )
<b>Description</b>	Application package install result
<b>Type</b>	Event: This message reports an event, not an error
<b>Severity</b>	notice
<b>Facility</b>	LOG_DAEMON

### APPIDD\_APPPACK\_UNINSTALL\_RESULT

---

<b>System Log Message</b>	Application package uninstall result( <i>status</i> )
<b>Description</b>	Application package uninstall result
<b>Type</b>	Event: This message reports an event, not an error
<b>Severity</b>	notice
<b>Facility</b>	LOG_DAEMON

### APPIDD\_DAEMON\_INIT\_FAILED

---

<b>System Log Message</b>	Aborted. A failure was encountered <i>error-message</i>
---------------------------	---

**Description** An attempt to start AI policy daemon failed because an error was encountered during initialization.

**Type** Error: An error occurred

**Severity** error

**Facility** LOG\_DAEMON

---

## APPIDD\_INTERNAL\_ERROR

---

**System Log Message** Internal Error(*error-message*)

**Description** Application-Identification daemon encountered an internal error

**Type** Error: An error occurred

**Severity** error

**Facility** LOG\_DAEMON

---

## APPIDD\_SCHEDULED\_UPDATE\_FAILED

---

**System Log Message** Failed to update application package *error-message*

**Description** The scheduled application-identification application package update failed to start. Device will try it again at the next scheduled time

**Type** Error: An error occurred

**Severity** error

**Facility** LOG\_DAEMON



## CHAPTER 8

# APPTRACK System Log Messages

This chapter describes messages with the **APPTRACK** prefix. They are generated by the application tracking process (apptrack).

### APPTRACK\_SESSION\_APP\_UPDATE

---

**System Log Message** AppTrack app update: *source-address/source-port->destination-address/destination-port service-name application nested-application nat-source-address/nat-source-port->nat-destination-address/nat-destination-port src-nat-rule-name dst-nat-rule-name protocol-id policy-name source-zone-name destination-zone-name session-id-32 packets-from-client(bytes-from-client) packets-from-server(bytes-from-server) elapsed-time username roles*

**Description** A log message was sent by AppTrack, an application tracking tool, when an application identification service identified an application in the session.

**Type** Event: This message reports an event, not an error

**Severity** info

**Facility** ANY

### APPTRACK\_SESSION\_APP\_UPDATE\_LS

---

**System Log Message** Lsys *logical-system-name*: AppTrack app update: *source-address/source-port->destination-address/destination-port service-name application nested-application nat-source-address/nat-source-port->nat-destination-address/nat-destination-port src-nat-rule-name dst-nat-rule-name protocol-id policy-name source-zone-name destination-zone-name session-id-32 packets-from-client(bytes-from-client) packets-from-server(bytes-from-server) elapsed-time username roles*

**Description** A log message was sent by AppTrack, an application tracking tool, when an application identification service identified an application in the session.

**Type** Event: This message reports an event, not an error

**Severity** info

**Facility** ANY

## APPTRACK\_SESSION\_CLOSE

---

<b>System Log Message</b>	AppTrack session closed <i>reason:</i> <i>source-address/source-port-&gt;destination-address/destination-port service-name</i> <i>application nested-application</i> <i>nat-source-address/nat-source-port-&gt;nat-destination-address/nat-destination-port</i> <i>src-nat-rule-name dst-nat-rule-name protocol-id policy-name source-zone-name</i> <i>destination-zone-name session-id-32 packets-from-client(bytes-from-client)</i> <i>packets-from-server(bytes-from-server) elapsed-time username roles</i>
<b>Description</b>	A security session being tracked by AppTrack, an application tracking tool, was closed.
<b>Type</b>	Event: This message reports an event, not an error
<b>Severity</b>	info
<b>Facility</b>	ANY

## APPTRACK\_SESSION\_CLOSE\_LS

---

<b>System Log Message</b>	Lsys <i>logical-system-name:</i> AppTrack session closed <i>reason:</i> <i>source-address/source-port-&gt;destination-address/destination-port service-name</i> <i>application nested-application</i> <i>nat-source-address/nat-source-port-&gt;nat-destination-address/nat-destination-port</i> <i>src-nat-rule-name dst-nat-rule-name protocol-id policy-name source-zone-name</i> <i>destination-zone-name session-id-32 packets-from-client(bytes-from-client)</i> <i>packets-from-server(bytes-from-server) elapsed-time username roles</i>
<b>Description</b>	A security session being tracked by AppTrack, an application tracking tool, was closed.
<b>Type</b>	Event: This message reports an event, not an error
<b>Severity</b>	info
<b>Facility</b>	ANY

## APPTRACK\_SESSION\_CREATE

---

<b>System Log Message</b>	AppTrack session created <i>source-address/source-port-&gt;destination-address/destination-port service-name</i> <i>application nested-application</i> <i>nat-source-address/nat-source-port-&gt;nat-destination-address/nat-destination-port</i> <i>src-nat-rule-name dst-nat-rule-name protocol-id policy-name source-zone-name</i> <i>destination-zone-name session-id-32 username roles</i>
<b>Description</b>	A security session that will be monitored by AppTrack, an application tracking tool, was created.
<b>Type</b>	Event: This message reports an event, not an error
<b>Severity</b>	info
<b>Facility</b>	ANY

## APPTRACK\_SESSION\_CREATE\_LS

<b>System Log Message</b>	<i>Lsys logical-system-name: AppTrack session created source-address/source-port-&gt;destination-address/destination-port service-name application nested-application nat-source-address/nat-source-port-&gt;nat-destination-address/nat-destination-port src-nat-rule-name dst-nat-rule-name protocol-id policy-name source-zone-name destination-zone-name session-id-32 username roles</i>
<b>Description</b>	A security session that will be monitored by AppTrack, an application tracking tool, was created.
<b>Type</b>	Event: This message reports an event, not an error
<b>Severity</b>	info
<b>Facility</b>	ANY

## APPTRACK\_SESSION\_VOL\_UPDATE

<b>System Log Message</b>	<i>AppTrack volume update: source-address/source-port-&gt;destination-address/destination-port service-name application nested-application nat-source-address/nat-source-port-&gt;nat-destination-address/nat-destination-port src-nat-rule-name dst-nat-rule-name protocol-id policy-name source-zone-name destination-zone-name session-id-32 packets-from-client(bytes-from-client) packets-from-server(bytes-from-server) elapsed-time username roles</i>
<b>Description</b>	Apptrack, an application tracking tool, sent periodic updates on the volume (byte and packet count) for the session that it is monitoring. The update interval is determined by the configuration.
<b>Type</b>	Event: This message reports an event, not an error
<b>Severity</b>	info
<b>Facility</b>	ANY

## APPTRACK\_SESSION\_VOL\_UPDATE\_LS

<b>System Log Message</b>	<i>Lsys logical-system-name: AppTrack volume update: source-address/source-port-&gt;destination-address/destination-port service-name application nested-application nat-source-address/nat-source-port-&gt;nat-destination-address/nat-destination-port src-nat-rule-name dst-nat-rule-name protocol-id policy-name source-zone-name destination-zone-name session-id-32 packets-from-client(bytes-from-client) packets-from-server(bytes-from-server) elapsed-time username roles</i>
<b>Description</b>	Apptrack, an application tracking tool, sent periodic updates on the volume (byte and packet count) for the session that it is monitoring. The update interval is determined by the configuration.
<b>Type</b>	Event: This message reports an event, not an error

**Severity** info

**Facility** ANY

## CHAPTER 9

# ASP System Log Messages

This chapter describes messages with the **ASP** prefix. They are generated by services on the Adaptive Services PIC (AS PIC), such as stateful firewall, Network Address Translation (NAT), and intrusion detection service (IDS). For information about configuring system logging for services on the AS PIC, see the *Junos Services Interfaces Configuration Guide*.

For information about the fields in messages with the ASP prefix, see “Interpreting Messages Generated in Standard Format by Services on a PIC” on page 43.

### ASP\_COS\_RULE\_MATCH

---

**System Log Message** *syslog-prefix error-code: proto protocol-id (protocol-name) application: application, source-interface-nameseparatorsource-address:source-port -> destination-addressdestination-port, event-type rule-set: rule-set-name, rule: rule-name, term: term-name*

**Description** A packet matched the indicated term in the indicated class-of-service (CoS) rule. If the rule belongs to a rule set, the name of the rule set is also displayed. The matching packet contained the indicated information about its protocol (numerical identifier and name), application, source (logical interface name, IP address, and port number), and destination (IP address and port number).

**Type** Event: This message reports an event, not an error

**Severity** info

**Facility** LOG\_PFE

### ASP\_IDS\_HOST\_RATE

---

**System Log Message** *Host destination-address, event-type ... rate=rate events/sec*

**Description** The indicated event occurred at the indicated rate (events per second) for the indicated destination IP address. The rate exceeds the intrusion detection services (IDS) threshold configured with the 'threshold' statement at the [edit services rule <rule-name> term <term-name> then logging] hierarchy level. This message is logged every 60 seconds until the rate no longer exceeds the threshold.

**Type** Event: This message reports an event, not an error

**Severity** error

Facility LOG\_PFE

---

## ASP\_IDS\_HOST\_RATE\_APP

---

**System Log Message** Host *destination-address (application)*, *event-type* ... rate=*rate* events/sec

**Description** The indicated event occurred at the indicated rate (events per second) for the indicated application at the indicated destination IP address. The rate exceeds the intrusion detection services (IDS) threshold set by the 'threshold' statement at the [edit services ids rule <rule-name> term <term-name> then logging] hierarchy level. The application is specified by the 'applications' or 'application-sets' statement at the [edit services ids rule <rule-name> term <term-name> from] hierarchy level. This message is logged every 60 seconds until the rate no longer exceeds the threshold.

**Type** Event: This message reports an event, not an error

**Severity** error

**Facility** LOG\_PFE

---

## ASP\_IDS\_INV\_CLEAR\_QUERY

---

**System Log Message** CLEAR: Invalid query type *received-value* expecting *expected-value*

**Description** Intrusion detection services (IDS) received a request to clear information from IDS tables. The request included the indicated type of query, which IDS cannot interpret.

**Type** Error: An error occurred

**Severity** critical

**Facility** LOG\_PFE

**Action** Contact your technical support representative. For more information, see [KB18751](#).

---

## ASP\_IDS\_INV\_CLEAR\_QUERY\_VER

---

**System Log Message** CLEAR: Invalid query version *received-value* expecting *expected-value*

**Description** Intrusion detection services (IDS) received a request to clear information from IDS tables. The request's version number did not match the version number of requests that IDS can service.

**Type** Error: An error occurred

**Severity** critical

**Facility** LOG\_PFE

**Action** Contact your technical support representative. For more information, see [KB18752](#).

---

## ASP\_IDS\_INV\_SHOW\_QUERY

---

**System Log Message** SHOW: Invalid query type *received-value* expecting *expected-value*

<b>Description</b>	Intrusion detection services (IDS) received a request to show information from IDS tables. The request included the indicated type of query, which IDS cannot interpret.
<b>Type</b>	Error: An error occurred
<b>Severity</b>	critical
<b>Facility</b>	LOG_PFE
<b>Action</b>	Contact your technical support representative.

---

### ASP\_IDS\_INV\_SHOW\_QUERY\_VER

---

<b>System Log Message</b>	SHOW: Invalid query version <i>received-value</i> expecting <i>expected-value</i>
<b>Description</b>	Intrusion detection services (IDS) received a request to show information from IDS tables. The request's version number did not match the version number of requests that IDS can service.
<b>Type</b>	Error: An error occurred
<b>Severity</b>	critical
<b>Facility</b>	LOG_PFE
<b>Action</b>	Contact your technical support representative.

---

### ASP\_IDS\_LIMIT\_FLOW\_RATE\_BY\_DEST

---

<b>System Log Message</b>	<i>syslog-prefix error-code: proto protocol-id (protocol-name), source-interface-nameseparatorsource-address:source-port -&gt; destination-addressdestination-port, event-type</i>
<b>Description</b>	The stateful firewall discarded the packet with the indicated characteristics and did not create a new flow, because the flow rate at the firewall exceeded the intrusion detection services (IDS) limit configured by the 'rate' statement at the [edit services ids rule <rule-name> term <term-name> then session-limit by-destination] hierarchy level. The discarded packet contained the indicated information about its protocol (numerical identifier and name), source (logical interface name, IP address, and port number), and destination (IP address and port number).
<b>Type</b>	Event: This message reports an event, not an error
<b>Severity</b>	notice
<b>Facility</b>	LOG_PFE

---

### ASP\_IDS\_LIMIT\_FLOW\_RATE\_BY\_PAIR

---

<b>System Log Message</b>	<i>syslog-prefix error-code: proto protocol-id (protocol-name), source-interface-nameseparatorsource-address:source-port -&gt; destination-addressdestination-port, event-type</i>
<b>Description</b>	The stateful firewall discarded the packet with the indicated characteristics and did not create a new flow, because the flow rate at the firewall exceeded the intrusion detection

services (IDS) limit configured by the 'rate' statement at the [edit services ids rule <rule-name> term <term-name> then session-limit by-pair] hierarchy level. The discarded packet contained the indicated information about its protocol (numerical identifier and name), source (logical interface name, IP address, and port number), and destination (IP address and port number).

**Type** Event: This message reports an event, not an error  
**Severity** notice  
**Facility** LOG\_PFE

---

### ASP\_IDS\_LIMIT\_FLOW\_RATE\_BY\_SRC

---

**System Log Message** *syslog-prefix error-code: proto protocol-id (protocol-name), source-interface-nameseparatorsource-address:source-port -> destination-addressdestination-port, event-type*

**Description** The stateful firewall discarded the packet with the indicated characteristics and did not create a new flow, because the flow rate at the firewall exceeded the intrusion detection services (IDS) limit configured by the 'rate' statement at the [edit services ids rule <rule-name> term <term-name> then session-limit by-source] hierarchy level. The discarded packet contained the indicated information about its protocol (numerical identifier and name), source (logical interface name, IP address, and port number), and destination (IP address and port number).

**Type** Event: This message reports an event, not an error  
**Severity** notice  
**Facility** LOG\_PFE

---

### ASP\_IDS\_LIMIT\_OPEN\_FLOWS\_BY\_DEST

---

**System Log Message** *syslog-prefix error-code: proto protocol-id (protocol-name), source-interface-nameseparatorsource-address:source-port -> destination-addressdestination-port, event-type*

**Description** The stateful firewall discarded the packet with the indicated characteristics and did not create a new flow, because the number of open flows exceeded the intrusion detection services (IDS) limit configured by the 'maximum' statement at the [edit services ids rule <rule-name> term <term-name> then session-limit by-destination] hierarchy level. The discarded packet contained the indicated information about its protocol (numerical identifier and name), source (logical interface name, IP address, and port number), and destination (IP address and port number).

**Type** Event: This message reports an event, not an error  
**Severity** notice  
**Facility** LOG\_PFE



## ASP\_IDS\_LIMIT\_OPEN\_FLOWS\_BY\_PAIR

<b>System Log Message</b>	<i>syslog-prefix error-code: proto protocol-id (protocol-name), source-interface-nameseparatorsource-address:source-port -&gt; destination-addressdestination-port, event-type</i>
<b>Description</b>	The stateful firewall discarded the packet with the indicated characteristics and did not create a new flow, because the number of open flows exceeded the intrusion detection services (IDS) limit configured by the 'maximum' statement at the [edit services ids rule <rule-name> term <term-name> then session-limit by-pair] hierarchy level. The discarded packet contained the indicated information about its protocol (numerical identifier and name), source (logical interface name, IP address, and port number), and destination (IP address and port number).
<b>Type</b>	Event: This message reports an event, not an error
<b>Severity</b>	notice
<b>Facility</b>	LOG_PFE

## ASP\_IDS\_LIMIT\_OPEN\_FLOWS\_BY\_SRC

<b>System Log Message</b>	<i>syslog-prefix error-code: proto protocol-id (protocol-name), source-interface-nameseparatorsource-address:source-port -&gt; destination-addressdestination-port, event-type</i>
<b>Description</b>	The stateful firewall discarded the packet with the indicated characteristics and did not create a new flow, because the number of open flows exceeded the intrusion detection services (IDS) limit configured by the 'maximum' statement at the [edit services ids rule <rule-name> term <term-name> then session-limit by-source] hierarchy level. The discarded packet contained the indicated information about its protocol (numerical identifier and name), source (logical interface name, IP address, and port number), and destination (IP address and port number).
<b>Type</b>	Event: This message reports an event, not an error
<b>Severity</b>	notice
<b>Facility</b>	LOG_PFE

## ASP\_IDS\_LIMIT\_PKT\_RATE\_BY\_DEST

<b>System Log Message</b>	<i>syslog-prefix error-code: proto protocol-id (protocol-name), source-interface-nameseparatorsource-address:source-port -&gt; destination-addressdestination-port, event-type</i>
<b>Description</b>	The stateful firewall discarded the packet with the indicated characteristics, because the number of packets per second (aggregated over all monitored flows) exceeded the intrusion detection services (IDS) limit configured by the 'packets' statement at the [edit services ids rule <rule-name> term <term-name> then session-limit by-destination] hierarchy level. The discarded packet contained the indicated information about its protocol (numerical identifier and name), source (logical interface name, IP address, and port number), and destination (IP address and port number).

<b>Type</b>	Event: This message reports an event, not an error
<b>Severity</b>	notice
<b>Facility</b>	LOG_PFE

---

## ASP\_IDS\_LIMIT\_PKT\_RATE\_BY\_PAIR

---

**System Log Message** *syslog-prefix error-code: proto protocol-id (protocol-name), source-interface-nameseparatorsource-address:source-port -> destination-addressdestination-port, event-type*

**Description** The stateful firewall discarded the packet with the indicated characteristics, because the number of packets per second (aggregated over all monitored flows) exceeded the intrusion detection services (IDS) limit configured by the 'packets' statement at the [edit services ids rule <rule-name> term <term-name> then session-limit by-pair] hierarchy level. The discarded packet contained the indicated information about its protocol (numerical identifier and name), source (logical interface name, IP address, and port number), and destination (IP address and port number).

<b>Type</b>	Event: This message reports an event, not an error
<b>Severity</b>	notice
<b>Facility</b>	LOG_PFE

---

## ASP\_IDS\_LIMIT\_PKT\_RATE\_BY\_SRC

---

**System Log Message** *syslog-prefix error-code: proto protocol-id (protocol-name), source-interface-nameseparatorsource-address:source-port -> destination-addressdestination-port, event-type*

**Description** The stateful firewall discarded the packet with the indicated characteristics, because the number of packets per second (aggregated over all monitored flows) exceeded the intrusion detection services (IDS) limit configured by the 'packets' statement at the [edit services ids rule <rule-name> term <term-name> then session-limit by-source] hierarchy level. The discarded packet contained the indicated information about its protocol (numerical identifier and name), source (logical interface name, IP address, and port number), and destination (IP address and port number).

<b>Type</b>	Event: This message reports an event, not an error
<b>Severity</b>	notice
<b>Facility</b>	LOG_PFE

---

## ASP\_IDS\_NO\_MEM\_SHOW\_CMD

---

**System Log Message** Not enough memory for show command

**Description** Intrusion detection services (IDS) could not service a request to show information from IDS tables, because not enough memory was available.

<b>Type</b>	Error: An error occurred
<b>Severity</b>	critical

Facility LOG\_PFE

---

### ASP\_IDS\_NULL\_CLEAR\_QUERY

---

**System Log Message** Failure: NULL query for CLEAR command.

**Description** Intrusion detection services (IDS) invoked a query handler to service a request to clear information from IDS tables. The handler did not receive the request.

**Type** Event: This message reports an event, not an error

**Severity** critical

**Facility** LOG\_PFE

**Action** Contact your technical support representative.

---

### ASP\_IDS\_NULL\_SHOW\_QUERY

---

**System Log Message** Failure: NULL query for SHOW command.

**Description** Intrusion detection services (IDS) invoked a query handler to service a request to show information from IDS tables. The handler did not receive the request.

**Type** Event: This message reports an event, not an error

**Severity** critical

**Facility** LOG\_PFE

**Action** Contact your technical support representative.

---

### ASP\_IDS\_RULE\_MATCH

---

**System Log Message** *syslog-prefix error-code: proto protocol-id (protocol-name) application: application, source-interface-nameseparatorsource-address:source-port -> destination-addressdestination-port, event-type rule-set: rule-set-name, rule: rule-name, term: term-name*

**Description** A packet matched the indicated term in the indicated intrusion detection services (IDS) rule. If the rule belongs to a rule set, the rule set name is also displayed. The matching packet contained the indicated information about its protocol (numerical identifier and name), application, source (logical interface name, IP address, and port number), and destination (IP address and port number).

**Type** Event: This message reports an event, not an error

**Severity** info

**Facility** LOG\_PFE

---

### ASP\_IDS\_SYN\_COOKIE\_OFF

---

**System Log Message** Host *destination-address*, SYN-COOKIE protection deactivated

<b>Description</b>	Intrusion detection services (IDS) deactivated SYN cookie protection for the indicated destination address. IDS deactivates this protection when it learns from the stateful firewall that the rate of certain events has returned to a level below the threshold set by the 'threshold' statement at the [edit services ids rule <rule-name> term <term-name> then syn-cookie] hierarchy level. The relevant events include the ones reported by the ASP_IDS_TCP_SYN_ATTACK, ASP_SFW_SYN_DEFENSE, and ASP_SFW_TCP_SCAN system log messages.
<b>Type</b>	Event: This message reports an event, not an error
<b>Severity</b>	error
<b>Facility</b>	LOG_PFE

---

## ASP\_IDS\_SYN\_COOKIE\_ON

---

<b>System Log Message</b>	Host <i>destination-address</i> , SYN-COOKIE protection activated
<b>Description</b>	Intrusion detection services (IDS) activated SYN cookie protection for the indicated destination address, because it learned from the stateful firewall that the rate of certain events exceeded the threshold set by the 'threshold' statement at the [edit services ids rule <rule-name> term <term-name> then syn-cookie] hierarchy level. The events include the ones reported by the ASP_IDS_TCP_SYN_ATTACK, ASP_SFW_SYN_DEFENSE, and ASP_SFW_TCP_SCAN system log messages. When SYN cookie protection is activated for a flow to a destination and the TCP handshake has not completed, the stateful firewall generates a SYN/ACK packet for each SYN packet directed to the destination.
<b>Type</b>	Event: This message reports an event, not an error
<b>Severity</b>	error
<b>Facility</b>	LOG_PFE

---

## ASP\_IDS\_TCP\_SYN\_ATTACK

---

<b>System Log Message</b>	<i>syslog-prefix error-code: proto protocol-id (protocol-name), source-interface-nameseparatorsource-address:source-port -&gt; destination-addressdestination-port, event-type</i>
<b>Description</b>	The stateful firewall received the packet with the indicated characteristics and determined that it was a duplicate Transmission Control Protocol (TCP) SYN packet (the SYN flag was set and a SYN packet was already received for the flow to the destination). The event was reported to intrusion detection services (IDS) and can cause IDS to activate SYN cookie protection. The packet contained the indicated information about its protocol (numerical identifier and name), source (logical interface name, IP address, and port number), and destination (IP address and port number).
<b>Type</b>	Event: This message reports an event, not an error
<b>Severity</b>	error
<b>Facility</b>	LOG_PFE

## ASP\_L2TP\_MESSAGE\_INCOMPLETE

---

<b>System Log Message</b>	IPC message lacked variable portion
<b>Description</b>	The Layer 2 Tunneling Protocol (L2TP) did not process an interprocess communication (IPC) message because the variable portion of the message was missing.
<b>Type</b>	Error: An error occurred
<b>Severity</b>	error
<b>Facility</b>	LOG_PFE

## ASP\_L2TP\_NO\_MEM

---

<b>System Log Message</b>	Unable to allocate memory for L2TP flow for tunnel <i>tunnel-id</i> , session <i>session-id</i>
<b>Description</b>	The Layer 2 Tunneling Protocol (L2TP) could not allocate the memory it needed to create a flow for the indicated tunnel and session.
<b>Type</b>	Error: An error occurred
<b>Severity</b>	error
<b>Facility</b>	LOG_PFE
<b>Action</b>	For more information, see <a href="#">KB18753</a> .

## ASP\_L2TP\_OBJ\_CAC\_FAIL

---

<b>System Log Message</b>	Unable to allocate object-cache memory for flow (unit <i>unit-id</i> , tunnel <i>tunnel-id</i> , session <i>session-id</i> )
<b>Description</b>	The Layer 2 Tunneling Protocol (L2TP) could not allocate memory from an object cache for the flow defined by the indicated unit, tunnel, and session.
<b>Type</b>	Error: An error occurred
<b>Severity</b>	error
<b>Facility</b>	LOG_PFE
<b>Action</b>	For more information, see <a href="#">KB18754</a> .

## ASP\_L2TP\_STATS\_BULK\_QUERY\_FAILED

---

<b>System Log Message</b>	Number of queries ( <i>num-queries</i> ) in statistics request exceeded limit ( <i>max-queries</i> )
<b>Description</b>	The Layer 2 Tunneling Protocol (L2TP) did not process an interprocess communication (IPC) request for statistics because it included the indicated the number of queries, which exceeds the limit as indicated.
<b>Type</b>	Error: An error occurred
<b>Severity</b>	error

Facility LOG\_PFE

---

### ASP\_L2TP\_STATS\_VERSION\_INVALID

---

**System Log Message** Invalid version *received-value* on statistics request (expected *expected-value*)

**Description** The Layer 2 Tunneling Protocol process (l2tpd) received a request for statistics with the indicated version, which is not the indicated, supported version.

**Type** Error: An error occurred

**Severity** error

**Facility** LOG\_PFE

---

### ASP\_L2TP\_TUN\_GRP\_ADD\_FAIL\_ALLOC

---

**System Log Message** Unable to add tunnel group for service set *service-set*: could not allocate ID

**Description** The Layer 2 Tunneling Protocol (L2TP) could not add a tunnel group for the indicated service set because it could not allocate an internal ID.

**Type** Error: An error occurred

**Severity** error

**Facility** LOG\_PFE

---

### ASP\_L2TP\_TUN\_GRP\_ADD\_FAIL\_EXISTS

---

**System Log Message** Unable to add tunnel group *group-id*: it already exists

**Description** The Layer 2 Tunneling Protocol (L2TP) could not add a tunnel group with the indicated ID because it already existed.

**Type** Error: An error occurred

**Severity** error

**Facility** LOG\_PFE

---

### ASP\_L2TP\_TUN\_GRP\_CHG\_FAIL\_ALLOC

---

**System Log Message** Unable to change tunnel group for service set *service-set*: could not allocate ID

**Description** The Layer 2 Tunneling Protocol (L2TP) could not change a tunnel group for the indicated service set because it could not allocate an internal ID.

**Type** Error: An error occurred

**Severity** error

**Facility** LOG\_PFE

---

### ASP\_L2TP\_TUN\_GRP\_CHG\_FAIL\_INVLD

---

**System Log Message** Unable to change tunnel group *group-id*: ID is invalid

**Description** The Layer 2 Tunneling Protocol (L2TP) could not change the tunnel group with the indicated internal ID, because the ID is invalid.

**Type** Error: An error occurred

**Severity** error

**Facility** LOG\_PFE

---

### ASP\_L2TP\_TUN\_GRP\_DEL\_FAIL\_INVLD

**System Log Message** Unable to delete tunnel group *group-id*: ID is invalid

**Description** The Layer 2 Tunneling Protocol (L2TP) could not delete the tunnel group with the indicated internal ID, because the ID is invalid.

**Type** Error: An error occurred

**Severity** error

**Facility** LOG\_PFE

---

### ASP\_NAT\_OUTOF\_ADDRESSES

**System Log Message** natpool *nat-pool-name* is out of addresses

**Description** Network Address Translation (NAT) services could not allocate an address from the indicated NAT pool, because no addresses were available.

**Type** Event: This message reports an event, not an error

**Severity** warning

**Facility** LOG\_PFE

---

### ASP\_NAT\_OUTOF\_PORTS

**System Log Message** natpool *nat-pool-name* is out of ports

**Description** Network Address Translation (NAT) services could not allocate a port from the indicated NAT pool, because no ports were available.

**Type** Event: This message reports an event, not an error

**Severity** warning

**Facility** LOG\_PFE

---

### ASP\_NAT\_POOL\_RELEASE

**System Log Message** natpool release *address:port[count]*

**Description** Network Address Translation (NAT) services made the indicated number of ports available in the pool for the indicated address, starting at the indicated port number.

**Type** Event: This message reports an event, not an error

**Severity** info

Facility LOG\_PFE

---

## ASP\_NAT\_PORT\_BLOCK\_ALLOC

---

**System Log Message** *source-address ->  
nat-source-address:nat-source-port-range-start-nat-source-port-range-end*

**Description** When port block allocation is configured, a port block is allocated and assigned to a private IP if it is a first connection of a first connection or if there are no ports available in a previously allocated port block.

**Type** Event: This message reports an event, not an error

**Severity** info

**Facility** LOG\_PFE

---

## ASP\_NAT\_PORT\_BLOCK\_RELEASE

---

**System Log Message** *source-address ->  
nat-source-address:nat-source-port-range-start-nat-source-port-range-end*

**Description** The allocated port block is released.

**Type** Event: This message reports an event, not an error

**Severity** info

**Facility** LOG\_PFE

---

## ASP\_NAT\_RULE\_MATCH

---

**System Log Message** *syslog-prefix error-code: proto protocol-id (protocol-name) application: application,  
source-interface-nameseparatorsource-address:source-port ->  
destination-addressdestination-port, event-type rule-set: rule-set-name, rule: rule-name,  
term: term-name*

**Description** A packet matched the indicated term in the indicated Network Address Translation (NAT) rule. If the rule belongs to a rule set, the rule set name is also displayed. The matching packet contained the indicated information about its protocol (numerical identifier and name), application, source (logical interface name, IP address, and port number), and destination (IP address and port number).

**Type** Event: This message reports an event, not an error

**Severity** info

**Facility** LOG\_PFE

---

## ASP\_PGCP\_IPC\_MSG\_WRITE\_FAILED

---

**System Log Message** Unable to write IPC message (type *message-type*, subtype *message-subtype*): status code *status*

**Description** The Packet Gateway Control Protocol (PGCP) client on the MultiServices PIC could not write an interprocess communication (IPC) message to the end of its pipe.



<b>Type</b>	Error: An error occurred
<b>Severity</b>	error
<b>Facility</b>	LOG_PFE
<b>Action</b>	For more information, see <a href="#">KB18755</a> .

---

## ASP\_PGCP\_IPC\_PIPE\_WRITE\_FAILED

---

**System Log Message** Unable to write IPC message (type *message-type*, subtype *message-subtype*) to pipe: status code *status*

**Description** The Packet Gateway Control Protocol (PGCP) client on the MultiServices PIC could not write the contents of its interprocess communication (IPC) pipe to the socket layer.

<b>Type</b>	Error: An error occurred
<b>Severity</b>	error
<b>Facility</b>	LOG_PFE
<b>Action</b>	For more information, see <a href="#">KB18756</a> .

---

## ASP\_SFW\_ALG\_LEVEL\_ADJUSTED

---

**System Log Message** *ALG sfw-application-name* specified by stateful firewall or CoS rule was reduced to *nat-application-name*, because twice NAT does not support *ALG application*

**Description** A twice Network Address Translation (NAT) rule is applied to the same source or destination addresses as a stateful firewall or class-of-service (CoS) rule that applies an application-level gateway (ALG) other than Internet Control Message Protocol (ICMP) or traceroute. The configuration is invalid, because only those ALGs are supported in combination with twice NAT. The ALG configured in the stateful firewall or CoS rule was ignored, and only the application configured in the twice-NAT rule was applied. The adaptive services software accomplished this internally by adjusting the indicated ALG value (which is not supported with twice NAT) to the indicated supported value.

<b>Type</b>	Event: This message reports an event, not an error
<b>Severity</b>	warning
<b>Facility</b>	LOG_PFE
<b>Action</b>	Change the configuration so that twice-NAT rules (defined at the [edit services nat] hierarchy level) are not applied to the same source or destination addresses as rules defined at the [edit services stateful-firewall] or [edit services cos] hierarchy level that include ALGs other than the supported ones.

---

## ASP\_SFW\_ALG\_PROMOTION\_FAILED

---

**System Log Message** ALG promotion failed. Stateful firewall application *sfw-application-name* conflicts with NAT application *nat-application-name* or conflicts with QoS application; request creation of discard flow

<b>Description</b>	A matching application-level gateway protocol (ALG) was found from both the indicated stateful firewall rule and either the indicated Network Address Translation (NAT) rule or a quality-of-service (QoS) rule, but the two ALGs were not at the same level.
<b>Type</b>	Event: This message reports an event, not an error
<b>Severity</b>	critical
<b>Facility</b>	LOG_PFE
<b>Action</b>	Resolve the conflicting application-protocol matching conditions in the rules at the [edit services stateful-firewall] hierarchy level and either the [edit services cos] (for QoS rules) or [edit services nat] (for NAT rules) hierarchy level.

---

## ASP\_SFW\_APP\_MSG\_TOO\_LONG

---

<b>System Log Message</b>	<i>syslog-prefix error-code: proto protocol-id (protocol-name), source-interface-nameseparatorsource-address:source-port -&gt; destination-addressdestination-port, event-type</i>
<b>Description</b>	The stateful firewall discarded the Transmission Control Protocol (TCP) packet with the indicated characteristics, because the packet was so large that it exhausted memory resources. The packet contained the indicated information about its protocol (numerical identifier and name), source (logical interface name, IP address, and port number), and destination (IP address and port number).
<b>Type</b>	Event: This message reports an event, not an error
<b>Severity</b>	notice
<b>Facility</b>	LOG_PFE
<b>Action</b>	Delete active flows to forcibly free memory, or wait for the system to reclaim memory. Consider creating more service sets among which resources can be divided. Otherwise, contact your technical support representative.

---

## ASP\_SFW\_CHANGE\_INACTIVITY\_TIMER

---

<b>System Log Message</b>	change global inactivity timer to <i>value1</i> open timeout to <i>value2</i>
<b>Description</b>	The global inactivity timer and the open timeout were set to the indicated values.
<b>Type</b>	Event: This message reports an event, not an error
<b>Severity</b>	critical
<b>Facility</b>	LOG_PFE

---

## ASP\_SFW\_CREATE\_ACCEPT\_FLOW

---

<b>System Log Message</b>	<i>syslog-prefix error-code: proto protocol-id (protocol-name) application: application, source-interface-nameseparatorsource-address:source-port -&gt; destination-addressdestination-port, event-type nat-information software-information</i>
---------------------------	--

<b>Description</b>	The packet with the indicated characteristics matched a stateful firewall rule that has the 'accept' action, and the stateful firewall created a flow. If the flow requires Network Address Translation (NAT) services, NAT information appears at the end of the message. The matching packet contained the indicated information about its protocol (numerical identifier and name), application, source (logical interface name, IP address, and port number), and destination (IP address and port number), and if relevant, Software source and destination IP addresses
<b>Type</b>	Event: This message reports an event, not an error
<b>Severity</b>	info
<b>Facility</b>	LOG_PFE

---

### ASP\_SFW\_CREATE\_DISCARD\_FLOW

---

**System Log Message** *syslog-prefix error-code: proto protocol-id (protocol-name) application: application, source-interface-nameseparatorsource-address:source-port -> destination-addressdestination-port, event-type*

<b>Description</b>	The packet with the indicated characteristics matched a stateful firewall rule that has the 'discard' action, and the stateful firewall created a discard flow. The matching packet contained the indicated information about its protocol (numerical identifier and name), application, source (logical interface name, IP address, and port number), and destination (IP address and port number).
--------------------	--

<b>Type</b>	Event: This message reports an event, not an error
<b>Severity</b>	notice
<b>Facility</b>	LOG_PFE

---

### ASP\_SFW\_CREATE\_REJECT\_FLOW

---

**System Log Message** *syslog-prefix error-code: proto protocol-id (protocol-name) application: application, source-interface-nameseparatorsource-address:source-port -> destination-addressdestination-port, event-type*

<b>Description</b>	The packet with the indicated characteristics matched a stateful firewall rule that has the 'reject' action, and the stateful firewall created a reject flow. The matching packet contained the indicated information about its protocol (numerical identifier and name), application, source (logical interface name, IP address, and port number), and destination (IP address and port number).
--------------------	--

<b>Type</b>	Event: This message reports an event, not an error
<b>Severity</b>	notice
<b>Facility</b>	LOG_PFE

---

### ASP\_SFW\_DELETE\_FLOW

---

**System Log Message** *syslog-prefix error-code: proto protocol-id (protocol-name) application: application, source-interface-nameseparatorsource-address:source-port -> destination-addressdestination-port, event-type nat-information software-information*

**Description** The flow with the indicated characteristics was removed from the system. If the flow required Network Address Translation (NAT) services, NAT information appears at the end of the message. The flow indicated information about its protocol (numerical identifier and name), application, source (logical interface name, IP address, and port number), destination (IP address and port number), and if relevant, Softwire source and destination IP addresses.

**Type** Event: This message reports an event, not an error

**Severity** info

**Facility** LOG\_PFE

---

### ASP\_SFW\_FTP\_ACTIVE\_ACCEPT

---

**System Log Message** *syslog-prefix error-code: proto protocol-id (protocol-name) application: application, source-interface-nameseparatorsource-address:source-port -> destination-addressdestination-port, event-type nat-information*

**Description** When the stateful firewall receives PORT/EPRT commands in the control channel, it creates a flow in anticipation of an FTP data connection from client to server. The packet with the indicated characteristics matched such a flow. If the flow requires Network Address Translation (NAT) services, NAT information appears at the end of the message. The matching packet contained the indicated information about its protocol (numerical identifier and name), application, source (logical interface name, IP address, and port number), and destination (IP address and port number).

**Type** Event: This message reports an event, not an error

**Severity** notice

**Facility** LOG\_PFE

---

### ASP\_SFW\_FTP\_PASSIVE\_ACCEPT

---

**System Log Message** *syslog-prefix error-code: proto protocol-id (protocol-name) application: application, source-interface-nameseparatorsource-address:source-port -> destination-addressdestination-port, event-type nat-information*

**Description** When the stateful firewall receives PASV/EPSV commands in the control channel, it creates a flow in anticipation of an FTP data connection from server to client. The packet with the indicated characteristics matched such a flow. If the flow requires Network Address Translation (NAT) services, NAT information appears at the end of the message. The matching packet contained the indicated information about its protocol (numerical identifier and name), application, source (logical interface name, IP address, and port number), and destination (IP address and port number).

**Type** Event: This message reports an event, not an error

**Severity** notice

**Facility** LOG\_PFE

## ASP\_SFW\_ICMP\_ERROR\_DROP

---

<b>System Log Message</b>	<i>syslog-prefix error-code: proto protocol-id (protocol-name), source-interface-nameseparatorsource-address:source-port -&gt; destination-addressdestination-port, event-type</i>
<b>Description</b>	The stateful firewall discarded the Internet Control Message Protocol (ICMP) error packet with the indicated characteristics, because the packet did not belong to an existing flow. The discarded packet contained the indicated information about its protocol (numerical identifier and name), source (logical interface name, IP address, and port number), and destination (IP address and port number).
<b>Type</b>	Event: This message reports an event, not an error
<b>Severity</b>	notice
<b>Facility</b>	LOG_PFE

## ASP\_SFW\_ICMP\_HEADER\_LEN\_ERROR

---

<b>System Log Message</b>	<i>syslog-prefix error-code: proto protocol-id (protocol-name), source-interface-nameseparatorsource-address:source-port -&gt; destination-addressdestination-port, event-type</i>
<b>Description</b>	The stateful firewall discarded the Internet Control Message Protocol (ICMP) packet with the indicated characteristics, because the length field in the packet header was shorter than the minimum 8 bytes required for an ICMP packet. The discarded packet contained the indicated information about its protocol (numerical identifier and name), source (logical interface name, IP address, and port number), and destination (IP address and port number).
<b>Type</b>	Event: This message reports an event, not an error
<b>Severity</b>	notice
<b>Facility</b>	LOG_PFE

## ASP\_SFW\_ICMP\_PACKET\_ERROR\_LENGTH

---

<b>System Log Message</b>	<i>syslog-prefix error-code: proto protocol-id (protocol-name), source-interface-nameseparatorsource-address:source-port -&gt; destination-addressdestination-port, event-type</i>
<b>Description</b>	The stateful firewall discarded the Internet Control Message Protocol (ICMP) error packet with the indicated characteristics, because the packet contained fewer than 48 bytes of data, or more than 576. The discarded packet contained the indicated information about its protocol (numerical identifier and name), source (logical interface name, IP address, and port number), and destination (IP address and port number).
<b>Type</b>	Event: This message reports an event, not an error
<b>Severity</b>	notice
<b>Facility</b>	LOG_PFE

## ASP\_SFW\_IP\_FRAG\_ASSEMBLY\_TIMEOUT

---

<b>System Log Message</b>	<i>syslog-prefix error-code: proto protocol-id (protocol-name), source-interface-nameseparatorsource-address:source-port -&gt; destination-addressdestination-port, event-type</i>
<b>Description</b>	The stateful firewall discarded the packet with the indicated characteristics and all related IP fragments it had previously received, because all fragments did not arrive within the four-second reassembly timeout period. The discarded packet contained the indicated information about its protocol (numerical identifier and name), source (logical interface name, IP address, and port number), and destination (IP address and port number).
<b>Type</b>	Event: This message reports an event, not an error
<b>Severity</b>	notice
<b>Facility</b>	LOG_PFE

## ASP\_SFW\_IP\_FRAG\_OVERLAP

---

<b>System Log Message</b>	<i>syslog-prefix error-code: proto protocol-id (protocol-name), source-interface-nameseparatorsource-address:source-port -&gt; destination-addressdestination-port, event-type</i>
<b>Description</b>	The stateful firewall discarded the packet with the indicated characteristics and all related IP fragments it had previously received, because the contents of two fragments overlapped. The discarded packet contained the indicated information about its protocol (numerical identifier and name), source (logical interface name, IP address, and port number), and destination (IP address and port number).
<b>Type</b>	Event: This message reports an event, not an error
<b>Severity</b>	notice
<b>Facility</b>	LOG_PFE

## ASP\_SFW\_IP\_OPTION\_DROP\_PACKET

---

<b>System Log Message</b>	<i>syslog-prefix error-code: proto protocol-id (protocol-name), source-interface-nameseparatorsource-address:source-port -&gt; destination-addressdestination-port, event-type</i>
<b>Description</b>	The stateful firewall discarded the packet with the indicated characteristics, because the packet contained nonconfigured IP option types. The discarded packet contained the indicated information about its protocol (numerical identifier and name), source (logical interface name, IP address, and port number), and destination (IP address and port number).
<b>Type</b>	Event: This message reports an event, not an error
<b>Severity</b>	notice
<b>Facility</b>	LOG_PFE

## ASP\_SFW\_IP\_PACKET\_CHECKSUM\_ERROR

---

<b>System Log Message</b>	<i>syslog-prefix error-code: proto protocol-id (protocol-name), source-interface-nameseparatorsource-address:source-port -&gt; destination-addressdestination-port, event-type</i>
<b>Description</b>	The stateful firewall discarded the packet with the indicated characteristics, because the packet checksum was incorrect. The discarded packet contained the indicated information about its protocol (numerical identifier and name), source (logical interface name, IP address, and port number), and destination (IP address and port number).
<b>Type</b>	Event: This message reports an event, not an error
<b>Severity</b>	notice
<b>Facility</b>	LOG_PFE

## ASP\_SFW\_IP\_PACKET\_DST\_BAD

---

<b>System Log Message</b>	<i>syslog-prefix error-code: proto protocol-id (protocol-name), source-interface-nameseparatorsource-address:source-port -&gt; destination-addressdestination-port, event-type</i>
<b>Description</b>	The stateful firewall discarded the packet with the indicated characteristics, because the packet destination address was either a multicast address or was in the range reserved for experimental use (248.0.0.0 through 255.255.255.254). The discarded packet contained the indicated information about its protocol (numerical identifier and name), source (logical interface name, IP address, and port number), and destination (IP address and port number).
<b>Type</b>	Event: This message reports an event, not an error
<b>Severity</b>	notice
<b>Facility</b>	LOG_PFE

## ASP\_SFW\_IP\_PACKET\_FRAG\_LEN\_INV

---

<b>System Log Message</b>	<i>syslog-prefix error-code: proto protocol-id (protocol-name), source-interface-nameseparatorsource-address:source-port -&gt; destination-addressdestination-port, event-type</i>
<b>Description</b>	The stateful firewall discarded the packet with the indicated characteristics and all related IP fragments it had previously received, because the length of a fragment was invalid. The discarded packet contained the indicated information about its protocol (numerical identifier and name), source (logical interface name, IP address, and port number), and destination (IP address and port number).
<b>Type</b>	Event: This message reports an event, not an error
<b>Severity</b>	notice
<b>Facility</b>	LOG_PFE

## ASP\_SFW\_IP\_PACKET\_INCORRECT\_LEN

---

**System Log Message** *syslog-prefix error-code: proto protocol-id (protocol-name),  
source-interface-nameseparatorsource-address:source-port ->  
destination-addressdestination-port, event-type*

**Description** The stateful firewall discarded the IP packet with the indicated characteristics, because the packet length was invalid. The discarded packet contained the indicated information about its protocol (numerical identifier and name), source (logical interface name, IP address, and port number), and destination (IP address and port number).

**Type** Event: This message reports an event, not an error

**Severity** notice

**Facility** LOG\_PFE

## ASP\_SFW\_IP\_PACKET\_LAND\_ATTACK

---

**System Log Message** *syslog-prefix error-code: proto protocol-id (protocol-name),  
source-interface-nameseparatorsource-address:source-port ->  
destination-addressdestination-port, event-type*

**Description** The stateful firewall discarded the IP packet with the indicated characteristics, because the source and destination address for the packet were the same (referred to as a land attack). The discarded packet contained the indicated information about its protocol (numerical identifier and name), source (logical interface name, IP address, and port number), and destination (IP address and port number).

**Type** Event: This message reports an event, not an error

**Severity** notice

**Facility** LOG\_PFE

## ASP\_SFW\_IP\_PACKET\_NOT\_VERSION\_4

---

**System Log Message** *syslog-prefix error-code: proto protocol-id (protocol-name),  
source-interface-nameseparatorsource-address:source-port ->  
destination-addressdestination-port, event-type*

**Description** The stateful firewall discarded the IP packet with the indicated characteristics, because the packet version was not IP version 4 (IPv4). The discarded packet contained the indicated information about its protocol (numerical identifier and name), source (logical interface name, IP address, and port number), and destination (IP address and port number).

**Type** Event: This message reports an event, not an error

**Severity** notice

**Facility** LOG\_PFE



## ASP\_SFW\_IP\_PACKET\_PROTOCOL\_ERROR

---

<b>System Log Message</b>	<i>syslog-prefix error-code: proto protocol-id (protocol-name), source-interface-nameseparatorsource-address:source-port -&gt; destination-addressdestination-port, event-type</i>
<b>Description</b>	The stateful firewall discarded the IP packet with the indicated characteristics, because the packet used an invalid protocol. The discarded packet contained the indicated information about its protocol (numerical identifier and name), source (logical interface name, IP address, and port number), and destination (IP address and port number).
<b>Type</b>	Event: This message reports an event, not an error
<b>Severity</b>	notice
<b>Facility</b>	LOG_PFE

## ASP\_SFW\_IP\_PACKET\_SRC\_BAD

---

<b>System Log Message</b>	<i>syslog-prefix error-code: proto protocol-id (protocol-name), source-interface-nameseparatorsource-address:source-port -&gt; destination-addressdestination-port, event-type</i>
<b>Description</b>	The stateful firewall discarded the packet with the indicated characteristics, because the packet source address was one of the following: (1) a multicast address (2) a broadcast address (3) in the range 127.0.0.0 through 127.255.255.255 (4) in the range 248.0.0.0 through 255.255.255.254, which is reserved for experimental use. The discarded packet contained the indicated information about its protocol (numerical identifier and name), source (logical interface name, IP address, and port number), and destination (IP address and port number).
<b>Type</b>	Event: This message reports an event, not an error
<b>Severity</b>	notice
<b>Facility</b>	LOG_PFE

## ASP\_SFW\_IP\_PACKET\_TOO\_LONG

---

<b>System Log Message</b>	<i>syslog-prefix error-code: proto protocol-id (protocol-name), source-interface-nameseparatorsource-address:source-port -&gt; destination-addressdestination-port, event-type</i>
<b>Description</b>	The stateful firewall discarded the IP packet with the indicated characteristics, because the packet contained more than 64 kilobytes (KB) of data (referred to as a ping-of-death attack). The discarded packet contained the indicated information about its protocol (numerical identifier and name), source (logical interface name, IP address, and port number), and destination (IP address and port number).
<b>Type</b>	Event: This message reports an event, not an error
<b>Severity</b>	notice
<b>Facility</b>	LOG_PFE

## ASP\_SFW\_IP\_PACKET\_TOO\_SHORT

---

<b>System Log Message</b>	<i>syslog-prefix error-code: proto protocol-id (protocol-name), source-interface-nameseparatorsource-address:source-port -&gt; destination-addressdestination-port, event-type</i>
<b>Description</b>	The stateful firewall discarded the IP packet with the indicated characteristics, because the packet did not contain the minimum amount of data required. The discarded packet contained the indicated information about its protocol (numerical identifier and name), source (logical interface name, IP address, and port number), and destination (IP address and port number).
<b>Type</b>	Event: This message reports an event, not an error
<b>Severity</b>	notice
<b>Facility</b>	LOG_PFE

## ASP\_SFW\_IP\_PACKET\_TTL\_ERROR

---

<b>System Log Message</b>	<i>syslog-prefix error-code: proto protocol-id (protocol-name), source-interface-nameseparatorsource-address:source-port -&gt; destination-addressdestination-port, event-type</i>
<b>Description</b>	The stateful firewall discarded the IP packet with the indicated characteristics, because the packet had a time-to-live (TTL) value of 0 (zero). The discarded packet contained the indicated information about its protocol (numerical identifier and name), source (logical interface name, IP address, and port number), and destination (IP address and port number).
<b>Type</b>	Event: This message reports an event, not an error
<b>Severity</b>	notice
<b>Facility</b>	LOG_PFE

## ASP\_SFW\_NEW\_POLICY

---

<b>System Log Message</b>	install new configuration
<b>Description</b>	A new stateful firewall policy was installed.
<b>Type</b>	Event: This message reports an event, not an error
<b>Severity</b>	critical
<b>Facility</b>	LOG_PFE

## ASP\_SFW\_NO\_IP\_PACKET

---

<b>System Log Message</b>	<i>syslog-prefix error-code: proto protocol-id (protocol-name), source-interface-nameseparatorsource-address:source-port -&gt; destination-addressdestination-port, event-type</i>
---------------------------	--

**Description** The stateful firewall received the packet with the indicated characteristics, which was not an IP packet. The packet contained the indicated information about its protocol (numerical identifier and name), source (logical interface name, IP address, and port number), and destination (IP address and port number).

**Type** Event: This message reports an event, not an error

**Severity** notice

**Facility** LOG\_PFE

---

## ASP\_SFW\_NO\_POLICY

**System Log Message** *source-address -> destination-address*No policy

**Description** The stateful firewall received packets with the indicated source and destination addresses. There was no matching policy for the traffic.

**Type** Event: This message reports an event, not an error

**Severity** critical

**Facility** LOG\_PFE

---

## ASP\_SFW\_NO\_RULE\_DROP

**System Log Message** *syslog-prefix error-code: proto protocol-id (protocol-name), source-interface-nameseparatorsource-address:source-port -> destination-addressdestination-port, event-type*

**Description** The stateful firewall discarded the packet with the indicated characteristics, because the packet did not match and stateful firewall rules. In this case, the default action is to discard the packet. The discarded packet contained the indicated information about its protocol (numerical identifier and name), source (logical interface name, IP address, and port number), and destination (IP address and port number).

**Type** Event: This message reports an event, not an error

**Severity** notice

**Facility** LOG\_PFE

---

## ASP\_SFW\_PING\_DUPLICATED\_SEQNO

**System Log Message** *syslog-prefix error-code: proto protocol-id (protocol-name), source-interface-nameseparatorsource-address:source-port -> destination-addressdestination-port, event-type*

**Description** The stateful firewall discarded the Internet Control Message Protocol (ICMP) echo request packet with the indicated characteristics, because packet's sequence number was the same as in a previous packet. The discarded packet contained the indicated information about its protocol (numerical identifier and name), source (logical interface name, IP address, and port number), and destination (IP address and port number).

**Type** Event: This message reports an event, not an error

**Severity** notice  
**Facility** LOG\_PFE

---

### ASP\_SFW\_PING\_MISMATCHED\_SEQNO

---

**System Log Message** *syslog-prefix error-code: proto protocol-id (protocol-name),  
source-interface-nameseparatorsource-address:source-port ->  
destination-addressdestination-port, event-type*

**Description** The stateful firewall discarded the Internet Control Message Protocol (ICMP) echo reply packet with the indicated characteristics, because the firewall had not previously received an echo request packet with the same sequence number. The discarded packet contained the indicated information about its protocol (numerical identifier and name), source (logical interface name, IP address, and port number), and destination (IP address and port number).

**Type** Event: This message reports an event, not an error  
**Severity** notice  
**Facility** LOG\_PFE

---

### ASP\_SFW\_PING\_OUTOF\_SEQNO\_CACHE

---

**System Log Message** *syslog-prefix error-code: proto protocol-id (protocol-name),  
source-interface-nameseparatorsource-address:source-port ->  
destination-addressdestination-port, event-type*

**Description** The stateful firewall discarded the Internet Control Message Protocol (ICMP) echo request packet with the indicated characteristics, because it had not received echo replies for an excessive number of previously received echo requests. The discarded packet contained the indicated information about its protocol (numerical identifier and name), source (logical interface name, IP address, and port number), and destination (IP address and port number).

**Type** Event: This message reports an event, not an error  
**Severity** notice  
**Facility** LOG\_PFE

---

### ASP\_SFW\_POLICY\_REJECT

---

**System Log Message** reject configuration because *reason*

**Description** A newly installed stateful firewall policy was rejected for the indicated reason.

**Type** Event: This message reports an event, not an error  
**Severity** critical  
**Facility** LOG\_PFE

## ASP\_SFW\_RULE\_ACCEPT

<b>System Log Message</b>	<i>syslog-prefix error-code: proto protocol-id (protocol-name) application: application, source-interface-nameseparatorsource-address:source-port -&gt; destination-addressdestination-port, event-type rule-set: rule-set-name, rule: rule-name, term: term-name</i>
<b>Description</b>	The packet with the indicated characteristics matched the indicated term in the indicated stateful firewall rule, which has an 'accept' action. If the rule belongs to a rule set, the rule set name is also displayed. The stateful firewall accepted the flow to which the packet belongs. The matching packet contained the indicated information about its protocol (numerical identifier and name), application, source (logical interface name, IP address, and port number), and destination (IP address and port number).
<b>Type</b>	Event: This message reports an event, not an error
<b>Severity</b>	info
<b>Facility</b>	LOG_PFE

## ASP\_SFW\_RULE\_DISCARD

<b>System Log Message</b>	<i>syslog-prefix error-code: proto protocol-id (protocol-name) application: application, source-interface-nameseparatorsource-address:source-port -&gt; destination-addressdestination-port, event-type rule-set: rule-set-name, rule: rule-name, term: term-name</i>
<b>Description</b>	The packet with the indicated characteristics matched the indicated term in the indicated stateful firewall rule, which has a 'discard' action. If the rule belongs to a rule set, the rule set name is also displayed. The stateful firewall discarded the packet. The matching packet contained the indicated information about its protocol (numerical identifier and name), application, source (logical interface name, IP address, and port number), and destination (IP address and port number).
<b>Type</b>	Event: This message reports an event, not an error
<b>Severity</b>	notice
<b>Facility</b>	LOG_PFE

## ASP\_SFW\_RULE\_REJECT

<b>System Log Message</b>	<i>syslog-prefix error-code: proto protocol-id (protocol-name) application: application, source-interface-nameseparatorsource-address:source-port -&gt; destination-addressdestination-port, event-type rule-set: rule-set-name, rule: rule-name, term: term-name</i>
<b>Description</b>	The packet with the indicated characteristics matched the indicated term in the indicated stateful firewall rule, which has a 'reject' action. If the rule belongs to a rule set, the rule set name is also displayed. If the packet used the User Datagram Protocol (UDP), the stateful firewall generated an Internet Control Message Protocol (ICMP) error message. If the packet used the Transmission Control Protocol (TCP), the stateful firewall generated an RST packet. The matching packet contained the indicated information about its

protocol (numerical identifier and name), application, source (logical interface name, IP address, and port number), and destination (IP address and port number).

<b>Type</b>	Event: This message reports an event, not an error
<b>Severity</b>	notice
<b>Facility</b>	LOG_PFE

---

## ASP\_SFW\_SYN\_DEFENSE

---

**System Log Message** *syslog-prefix error-code: proto protocol-id (protocol-name), source-interface-nameseparatorsource-address:source-port -> destination-addressdestination-port, event-type*

**Description** The stateful firewall discarded the packet with the indicated characteristics, because the Transmission Control Protocol (TCP) handshake that is used to establish a session did not complete quickly enough. The time limit is set by the 'open-timeout' statement at the [edit interfaces <services-interface> services-options] hierarchy level or is four seconds by default. The event was reported to intrusion detection services (IDS) and can cause IDS to activate SYN cookie protection. The discarded packet contained the indicated information about its protocol (numerical identifier and name), source (logical interface name, IP address, and port number), and destination (IP address and port number).

<b>Type</b>	Event: This message reports an event, not an error
<b>Severity</b>	notice
<b>Facility</b>	LOG_PFE
<b>Cause</b>	Possible causes for the handshake failure include the following: (1) sequence numbers did not match in a SYN packet and a previous SYN packet (the second packet was not a retransmission) (2) sequence numbers did not match in a SYN/ACK packet and a previous SYN packet (3) either or both a SYN/ACK packet and an ACK packet did not arrive at the firewall within the time limit.

---

## ASP\_SFW\_TCP\_BAD\_SYN\_COOKIE\_RESP

---

**System Log Message** *syslog-prefix error-code: proto protocol-id (protocol-name), source-interface-nameseparatorsource-address:source-port -> destination-addressdestination-port, event-type*

**Description** The stateful firewall discarded the Transmission Control Protocol (TCP) ACK packet with the indicated characteristics, either because it is the first packet in a session, or because its sequence number did not match the sequence number in the SYN/ACK packet that the firewall previously generated for the session. The firewall generates SYN/ACK packets when SYN cookie protection is activated. The discarded packet contained the indicated information about its protocol (numerical identifier and name), source (logical interface name, IP address, and port number), and destination (IP address and port number).

<b>Type</b>	Event: This message reports an event, not an error
-------------	--

**Severity** notice  
**Facility** LOG\_PFE

---

## ASP\_SFW\_TCP\_FLAGS\_ERROR

---

**System Log Message** *syslog-prefix error-code: proto protocol-id (protocol-name),  
source-interface-nameseparatorsource-address:source-port ->  
destination-addressdestination-port, event-type*

**Description** The stateful firewall discarded the Transmission Control Protocol (TCP) packet with the indicated characteristics, because the flags in the packet were set in one of the following combinations: (1) FIN and RST (2) SYN and one or more of FIN, RST, and URG. The discarded packet contained the indicated information about its protocol (numerical identifier and name), source (logical interface name, IP address, and port number), and destination (IP address and port number).

**Type** Event: This message reports an event, not an error  
**Severity** notice  
**Facility** LOG\_PFE

---

## ASP\_SFW\_TCP\_HEADER\_LEN\_ERROR

---

**System Log Message** *syslog-prefix error-code: proto protocol-id (protocol-name),  
source-interface-nameseparatorsource-address:source-port ->  
destination-addressdestination-port, event-type*

**Description** The stateful firewall discarded the Transmission Control Protocol (TCP) packet with the indicated characteristics, because the length field in the packet header was shorter than the minimum 20 bytes required for a TCP packet. The discarded packet contained the indicated information about its protocol (numerical identifier and name), source (logical interface name, IP address, and port number), and destination (IP address and port number).

**Type** Event: This message reports an event, not an error  
**Severity** notice  
**Facility** LOG\_PFE

---

## ASP\_SFW\_TCP\_NON\_SYN\_FIRST\_PACKET

---

**System Log Message** *syslog-prefix error-code: proto protocol-id (protocol-name),  
source-interface-nameseparatorsource-address:source-port ->  
destination-addressdestination-port, event-type*

**Description** The stateful firewall discarded the Transmission Control Protocol (TCP) packet with the indicated characteristics, because it was the first packet in the TCP session but the SYN flag was not set. The discarded packet contained the indicated information about its protocol (numerical identifier and name), source (logical interface name, IP address, and port number), and destination (IP address and port number).

**Type** Event: This message reports an event, not an error

**Severity** notice  
**Facility** LOG\_PFE

---

## ASP\_SFW\_TCP\_PORT\_ZERO

**System Log Message** *syslog-prefix error-code: proto protocol-id (protocol-name),  
source-interface-nameseparatorsource-address:source-port ->  
destination-addressdestination-port, event-type*

**Description** The stateful firewall discarded the Transmission Control Protocol (TCP) packet with the indicated characteristics, because the source or destination port specified in the packet was zero (0). The discarded packet contained the indicated information about its protocol (numerical identifier and name), source (logical interface name, IP address, and port number), and destination (IP address and port number).

**Type** Event: This message reports an event, not an error  
**Severity** notice  
**Facility** LOG\_PFE

---

## ASP\_SFW\_TCP\_RECONSTRUCT\_DROP

**System Log Message** *syslog-prefix error-code: proto protocol-id (protocol-name),  
source-interface-nameseparatorsource-address:source-port ->  
destination-addressdestination-port, event-type*

**Description** The stateful firewall discarded the Transmission Control Protocol (TCP) packet with the indicated characteristics, because the session to which the packet belongs violated TCP standards. The discarded packet contained the indicated information about its protocol (numerical identifier and name), source (logical interface name, IP address, and port number), and destination (IP address and port number).

**Type** Event: This message reports an event, not an error  
**Severity** notice  
**Facility** LOG\_PFE  
**Cause** Possible causes include the following: (1) the amount of previously received but unacknowledged data exceeded the TCP window (2) there were sequence number errors (gaps in the sequence or packets with overlapping numbers).

---

## ASP\_SFW\_TCP\_SCAN

**System Log Message** *syslog-prefix error-code: proto protocol-id (protocol-name),  
source-interface-nameseparatorsource-address:source-port ->  
destination-addressdestination-port, event-type*

**Description** The stateful firewall received a Transmission Control Protocol (TCP) RST packet from a server, indicating that the server rejected a connection attempt directed to the indicated destination address and port. The event was reported to intrusion detection services (IDS) and can cause IDS to activate SYN cookie protection. The RST packet contained the indicated information about its protocol (numerical identifier and name), source



(logical interface name, IP address, and port number), and destination (IP address and port number).

**Type** Event: This message reports an event, not an error  
**Severity** notice  
**Facility** LOG\_PFE

---

### ASP\_SFW\_TCP\_SEQNO\_AND\_FLAGS\_ZERO

---

**System Log Message** *syslog-prefix error-code: proto protocol-id (protocol-name), source-interface-nameseparatorsource-address:source-port -> destination-addressdestination-port, event-type*

**Description** The stateful firewall discarded the Transmission Control Protocol (TCP) packet with the indicated characteristics, because the packet's sequence number was 0 (zero) and no flags were set. The discarded packet contained the indicated information about its protocol (numerical identifier and name), source (logical interface name, IP address, and port number), and destination (IP address and port number).

**Type** Event: This message reports an event, not an error  
**Severity** notice  
**Facility** LOG\_PFE

---

### ASP\_SFW\_TCP\_SEQNO\_ZERO\_FLAGS\_SET

---

**System Log Message** *syslog-prefix error-code: proto protocol-id (protocol-name), source-interface-nameseparatorsource-address:source-port -> destination-addressdestination-port, event-type*

**Description** The stateful firewall discarded the Transmission Control Protocol (TCP) packet with the indicated characteristics, because the packet's sequence number was 0 (zero) and one or more of the FIN, PSH, and RST flags were set. The discarded packet contained the indicated information about its protocol (numerical identifier and name), source (logical interface name, IP address, and port number), and destination (IP address and port number).

**Type** Event: This message reports an event, not an error  
**Severity** notice  
**Facility** LOG\_PFE

---

### ASP\_SFW\_UDP\_HEADER\_LEN\_ERROR

---

**System Log Message** *syslog-prefix error-code: proto protocol-id (protocol-name), source-interface-nameseparatorsource-address:source-port -> destination-addressdestination-port, event-type*

**Description** The stateful firewall discarded the User Datagram Protocol (UDP) packet with the indicated characteristics, because the length field in the packet header was shorter than the minimum 8 bytes required for an UDP packet. The discarded packet contained the

indicated information about its protocol (numerical identifier and name), source (logical interface name, IP address, and port number), and destination (IP address and port number).

**Type** Event: This message reports an event, not an error  
**Severity** notice  
**Facility** LOG\_PFE

---

## ASP\_SFW\_UDP\_PORT\_ZERO

**System Log Message** *syslog-prefix error-code: proto protocol-id (protocol-name), source-interface-nameseparatorsource-address:source-port -> destination-addressdestination-port, event-type*

**Description** The stateful firewall discarded the User Datagram Protocol (UDP) packet with the indicated characteristics, because the source or destination port specified in the packet was zero (0). The discarded packet contained the indicated information about its protocol (numerical identifier and name), source (logical interface name, IP address, and port number), and destination (IP address and port number).

**Type** Event: This message reports an event, not an error  
**Severity** notice  
**Facility** LOG\_PFE

---

## ASP\_SFW\_UDP\_SCAN

**System Log Message** *syslog-prefix error-code: proto protocol-id (protocol-name), source-interface-nameseparatorsource-address:source-port -> destination-addressdestination-port, event-type*

**Description** The stateful firewall received an Internet Control Message Protocol (ICMP) error message from a server running at the indicated destination address and User Datagram Protocol (UDP) port. The error packet contained the indicated information about its protocol (numerical identifier and name), source (logical interface name, IP address, and port number), and destination (IP address and port number).

**Type** Event: This message reports an event, not an error  
**Severity** notice  
**Facility** LOG\_PFE

---

## ASP\_SFW\_VERY\_BAD\_PACKET

**System Log Message** *syslog-prefix error-code: proto protocol-id (protocol-name), source-interface-nameseparatorsource-address:source-port -> destination-addressdestination-port, event-type*

**Description** The stateful firewall discarded the packet with the indicated characteristics, because the packet was malformed. The discarded packet contained the indicated information

about its protocol (numerical identifier and name), source (logical interface name, IP address, and port number), and destination (IP address and port number).

**Type** Event: This message reports an event, not an error  
**Severity** critical  
**Facility** LOG\_PFE

---

## ASP\_SVC\_SET\_MAX\_FLOWS\_EXCEEDED

---

**System Log Message** Number of flows (currently *current-flows*) exceeded configured limit (*maximum-value*) *count* times in previous 60 seconds

**Description** A flow was not created for a service and service set, because the current number of flows for all supported services exceeded the limit configured with the 'max-flows' statement at the [edit services service-set <service-set-name>] hierarchy level. The message appears once per minute and reports the number of times in the previous 60 seconds that the system noted the excessive number of flows.

**Type** Event: This message reports an event, not an error  
**Severity** notice  
**Facility** LOG\_PFE



## CHAPTER 10

# AUDITD System Log Messages

This chapter describes messages with the **AUDITD** prefix. They are generated by the audit process (auditd), which notifies the RADIUS accounting server of user activity on the routing platform, such as login, logout, and execution of command-line interface (CLI) commands.

### AUDITD\_RADIUS\_AV\_ERROR

---

<b>System Log Message</b>	Unable to create <i>type</i> record: <i>error-message</i>
<b>Description</b>	The audit process (auditd) experienced the indicated error when building RADIUS attribute-value (AV) pairs for the indicated type of accounting request, which can be a login or logout event, or a command issued in the CLI.
<b>Type</b>	Error: An error occurred
<b>Severity</b>	error
<b>Facility</b>	LOG_DAEMON

### AUDITD\_RADIUS\_OPEN\_FAILED

---

<b>System Log Message</b>	<i>function-name</i> : unable to create RADIUS object handle ( <i>error-message</i> )
<b>Description</b>	The audit process (auditd) could not create a RADIUS object handle, which it uses for various RADIUS operations.
<b>Type</b>	Error: An error occurred
<b>Severity</b>	emergency
<b>Facility</b>	LOG_DAEMON
<b>Action</b>	For more information, see <a href="#">KB18757</a> .

### AUDITD\_RADIUS\_REQ\_CREATE\_FAILED

---

<b>System Log Message</b>	Unable to create RADIUS request: <i>error-message</i>
<b>Description</b>	The audit process (auditd) could not create a RADIUS accounting request for the indicated reason.
<b>Type</b>	Error: An error occurred

<b>Severity</b>	error
<b>Facility</b>	LOG_DAEMON
<b>Action</b>	For more information, see <a href="#">KB18758</a> .

---

## AUDITD\_RADIUS\_REQ\_DROPPED

---

<b>System Log Message</b>	Discarded Accounting-Request message; no RADIUS server responded
<b>Description</b>	The audit process (auditd) gathers information about system accounting events from other system processes and sends the information to RADIUS servers in an Accounting-Request message. The process repeatedly sent a message to all configured RADIUS servers without receiving a response, so it discarded the message.
<b>Type</b>	Error: An error occurred
<b>Severity</b>	error
<b>Facility</b>	LOG_DAEMON
<b>Cause</b>	The RADIUS accounting servers are not correctly configured or are unreachable, or the server applications are not responding.

---

## AUDITD\_RADIUS\_REQ\_SEND\_ERROR

---

<b>System Log Message</b>	<i>function-name: error-message</i>
<b>Description</b>	The audit process (auditd) experienced the indicated error when it requested accounting information from a RADIUS server.
<b>Type</b>	Error: An error occurred
<b>Severity</b>	error
<b>Facility</b>	LOG_DAEMON
<b>Cause</b>	An internal software failure occurred.
<b>Action</b>	Contact your technical support representative.

---

## AUDITD\_RADIUS\_REQ\_TIMED\_OUT

---

<b>System Log Message</b>	Retransmitted request to RADIUS server <i>radius-server</i>
<b>Description</b>	The audit process (auditd) gathers information about system accounting events from other system processes and sends the information to RADIUS servers in an Accounting-Request message. After failing to receive a response from the indicated server, auditd waited for a timeout period and resent the message.
<b>Type</b>	Error: An error occurred
<b>Severity</b>	error
<b>Facility</b>	LOG_DAEMON

**Cause** The RADIUS server is not responding. Possible reasons include (a) the server machine is down, too busy, or unreachable (b) the server application is down or too busy (c) the shared RADIUS secret sent by auditd does not match the secret on the server.

---

## AUDITD\_RADIUS\_SERVER\_ADD\_ERROR

---

**System Log Message** Unable to add RADIUS server *radius-server: error-message*

**Description** The audit process (auditd) read the RADIUS accounting server configuration, but could not add the indicated server to the internal structure used to track servers.

**Type** Error: An error occurred

**Severity** error

**Facility** LOG\_DAEMON

**Action** For more information, see KB18757.

---

## AUDITD\_SOCKET\_FAILURE

---

**System Log Message** *function-name: unable to operation socket (error-message)*

**Description** The audit process (auditd) listens on a Transmission Control Protocol (TCP) socket for system accounting events reported by other processes on the routing platform. The indicated socket operation failed with the indicated error.

**Type** Error: An error occurred

**Severity** emergency

**Facility** LOG\_DAEMON

**Cause** An internal software failure occurred.

**Action** Contact your technical support representative. For more information, see [KB18759](#).





## CHAPTER 11

# AUTHD System Log Messages

This chapter describes messages with the **AUTHD** prefix. They are generated by the generic authentication service process (authd) which is a security service that verifies an identity that is claimed by or for a system entity.

### AUTHD\_AUTH\_CREATE\_FAILED

---

<b>System Log Message</b>	Unable to allocate authentication handle: <i>error-message</i>
<b>Description</b>	The generic authentication service process (authd) could not allocate an authentication object for the indicated reason.
<b>Type</b>	Error: An error occurred
<b>Severity</b>	error
<b>Facility</b>	LOG_AUTH
<b>Action</b>	For more information see, <a href="#">KB18760</a> .

### AUTHD\_RADIUS\_GETHOSTNAME\_FAILED

---

<b>System Log Message</b>	Unable to obtain hostname for outgoing RADIUS message: <i>error-message</i>
<b>Description</b>	The generic authentication service process (authd) could not obtain a hostname for an outgoing RADIUS message.
<b>Type</b>	Error: An error occurred
<b>Severity</b>	error
<b>Facility</b>	LOG_AUTH
<b>Action</b>	For more information see, <a href="#">KB18760</a> .

### AUTHD\_SERVER\_INIT\_BIND\_FAIL

---

<b>System Log Message</b>	Unable to bind to socket <i>file-descriptor: error-message (errno error-code)</i>
<b>Description</b>	The generic authentication service process (authd) could not bind the server to the address specified.
<b>Type</b>	Error: An error occurred

<b>Severity</b>	error
<b>Facility</b>	LOG_AUTH
<b>Action</b>	For more information, see <a href="#">KB18761</a> .

---

## AUTHD\_SERVER\_INIT\_LISTEN\_FAIL

---

<b>System Log Message</b>	Unable to listen on socket <i>file-descriptor: error-message (errno error-code)</i>
<b>Description</b>	The generic authentication service process (authd) could not initialize listening on the server for the indicated socket.
<b>Type</b>	Error: An error occurred
<b>Severity</b>	error
<b>Facility</b>	LOG_AUTH
<b>Action</b>	For more information, see <a href="#">KB18762</a> .

## CHAPTER 12

# AUTOCONF System Log Messages

This chapter describes messages with the **AUTOCONF** prefix. They are generated by the auto-configuration process (autoconfd).

### AUTOCONF\_AUTHENTICATE\_LICENSE

---

<b>System Log Message</b>	Authentication failed due to license error. Total license failures <i>count</i>
<b>Description</b>	The auto-configuration process (autoconfd) failed to authenticate the clients because there were no licenses or an insufficient number of licenses. The indicated number of license failures occurred and the clients were denied access and configuration.
<b>Type</b>	Error: An error occurred
<b>Severity</b>	alert
<b>Facility</b>	LOG_DAEMON
<b>Action</b>	Add or update the license for authentication



## CHAPTER 13

# AUTOD System Log Messages

This chapter describes messages with the **AUTOD** prefix. They are generated by the autoinstallation process (autod), which controls the initialization of J Series Services Routers.

### AUTOD\_BIND\_FAILURE

---

<b>System Log Message</b>	Unable to bind address to socket: <i>error-message</i>
<b>Description</b>	The autoinstallation process (autod) received the indicated error when it tried to bind a socket to an address.
<b>Type</b>	Error: An error occurred
<b>Severity</b>	error
<b>Facility</b>	LOG_DAEMON
<b>Action</b>	Contact your technical support representative.

### AUTOD\_HOSTNAME\_EXPANSION\_FAILURE

---

<b>System Log Message</b>	Unable to expand compressed DNS domain name: <i>error-message</i>
<b>Description</b>	The autoinstallation process (autod) received the indicated error when it tried to expand a compressed Domain Name System (DNS) domain name.
<b>Type</b>	Error: An error occurred
<b>Severity</b>	error
<b>Facility</b>	LOG_DAEMON
<b>Action</b>	Contact your technical support representative.

### AUTOD\_RECV\_FAILURE

---

<b>System Log Message</b>	Unable to receive on socket: <i>error-message</i>
<b>Description</b>	The autoinstallation process (autod) received the indicated error when it tried to receive data on a socket.
<b>Type</b>	Error: An error occurred

<b>Severity</b>	error
<b>Facility</b>	LOG_DAEMON
<b>Action</b>	Contact your technical support representative. For more information, see <a href="#">KB18766</a> .

---

## AUTOD\_RES\_MKQUERY\_FAILURE

---

<b>System Log Message</b>	DNS query failed: <i>error-message</i>
<b>Description</b>	The autoinstallation process (autod) received the indicated error when it made a Domain Name System (DNS) query.
<b>Type</b>	Error: An error occurred
<b>Severity</b>	error
<b>Facility</b>	LOG_DAEMON
<b>Action</b>	Contact your technical support representative. For more information, see <a href="#">KB18766</a> .

---

## AUTOD\_SEND\_FAILURE

---

<b>System Log Message</b>	Unable to send on socket: <i>error-message</i>
<b>Description</b>	The autoinstallation process (autod) received the indicated error when it tried to send data on a socket.
<b>Type</b>	Error: An error occurred
<b>Severity</b>	error
<b>Facility</b>	LOG_DAEMON
<b>Action</b>	Contact your technical support representative. For more information, see <a href="#">KB18767</a> .

---

## AUTOD\_SOCKET\_CREATE\_FAILURE

---

<b>System Log Message</b>	Unable to create socket: <i>error-message</i>
<b>Description</b>	The autoinstallation process (autod) received the indicated error when it tried to create a socket.
<b>Type</b>	Error: An error occurred
<b>Severity</b>	error
<b>Facility</b>	LOG_DAEMON
<b>Action</b>	Contact your technical support representative. For more information, see <a href="#">KB18768</a> .

## CHAPTER 14

# AV System Log Messages

This chapter describes messages with the **AV** prefix. They are generated by the antivirus scanning process (avd).

### AV\_PATTERN\_GET\_FAILED

---

<b>System Log Message</b>	AntiVirus: cannot retrieve pattern <i>error-message</i> file due to <i>error-code</i> ( <i>status-code</i> ).
<b>Description</b>	The device was unable to access or retrieve an antivirus pattern file from a server, identified by IP address and port number, through HTTP. The error code provides information you need to get help from Juniper Networks technical support
<b>Type</b>	Event: This message reports an event, not an error
<b>Severity</b>	notice
<b>Facility</b>	LOG_FIREWALL
<b>Cause</b>	Unable to retrieve an antivirus pattern file from the server
<b>Action</b>	Contact Juniper Networks technical support

### AV\_PATTERN\_KEY\_EXPIRED

---

<b>System Log Message</b>	AntiVirus: Attempt to <i>time</i> failed due to <i>date</i> , please renew to receive updates.
<b>Description</b>	The internal antivirus scanner was unsuccessful in downloading the antivirus pattern file, because the AV license key has been expired
<b>Type</b>	Event: This message reports an event, not an error
<b>Severity</b>	notice
<b>Facility</b>	LOG_FIREWALL
<b>Cause</b>	Download the antivirus pattern file while antivirus license key has been expired
<b>Action</b>	Renew the antivirus license key

### AV\_PATTERN\_KL\_CHECK\_FAILED

---

<b>System Log Message</b>	AntiVirus: db file signature mismatch: <i>error-message</i> .
---------------------------	---

**Description** The device is unable to use Kaspersky's pattern file. The error message provides information you need to give Juniper Networks technical support

**Type** Event: This message reports an event, not an error

**Severity** critical

**Facility** LOG\_FIREWALL

**Cause** The device is unable to use Kaspersky's pattern file

**Action** Contact Juniper Networks technical support. For more information, see [KB18769](#).

---

## AV\_PATTERN\_TOO\_BIG

---

**System Log Message** AntiVirus: The pattern file specified in server is too large(*file-size* bytes)

**Description** The pattern file size specified in the server initialization file (server.ini) exceeds the maximum prescribed limit

**Type** Event: This message reports an event, not an error

**Severity** alert

**Facility** LOG\_FIREWALL

**Cause** The pattern file size specified in the server initialization file exceeds the limit

**Action** Contact Juniper Networks technical support. For more information, see [KB18770](#).

---

## AV\_PATTERN\_UPDATED

---

**System Log Message** AntiVirus: Pattern file updated. Version: *version*; size: *file-size* bytes

**Description** The internal antivirus scanner successfully updated the pattern file and may have changed the size of the file in the process

**Type** Event: This message reports an event, not an error

**Severity** notice

**Facility** LOG\_FIREWALL

**Cause** The internal antivirus scanner successfully updated the antivirus pattern file

**Action** No recommended action

---

## AV\_PATTERN\_WRITE\_FS\_FAILED

---

**System Log Message** AntiVirus: db file save failed: *error-code*

**Description** The device is unable to save contents of an antivirus pattern file to the file system

**Type** Event: This message reports an event, not an error



<b>Severity</b>	critical
<b>Facility</b>	LOG_FIREWALL
<b>Cause</b>	The device is unable to save contents of an antivirus pattern file to the file syste
<b>Action</b>	Contact Juniper Networks technical support

## AV\_SCANNER\_READY

---

<b>System Log Message</b>	AntiVirus:The scan engine is ready.
<b>Description</b>	The antivirus scan engine is ready to scan the traffic
<b>Type</b>	Event: This message reports an event, not an error
<b>Severity</b>	notice
<b>Facility</b>	LOG_FIREWALL
<b>Cause</b>	The antivirus scan engine is ready
<b>Action</b>	No recommended action



## CHAPTER 15

# BFDD System Log Messages

This chapter describes messages with the **BFDD** prefix. They are generated by the Bidirectional Forwarding Detection protocol process (bfdd), which detects failures in the bidirectional path between two routing platforms.

### BFDD\_MIRROR\_ERROR

---

<b>System Log Message</b>	Unable to establish BFD mirror connection between Routing Engines: <i>error-message</i>
<b>Description</b>	The Bidirectional Forwarding Detection process (bfdd) could not establish the mirror connection (which supports nonstop routing) between the master and backup Routing Engines.
<b>Type</b>	Error: An error occurred
<b>Severity</b>	warning
<b>Facility</b>	LOG_DAEMON
<b>Cause</b>	The master and backup Routing Engines are running incompatible versions of the Junos OS.
<b>Action</b>	Update the Junos OS to compatible versions on the master and backup Routing Engines.

### BFDD\_MIRROR\_VERSION\_MISMATCH

---

<b>System Log Message</b>	Versions of BFD mirror software on Routing Engines are incompatible: <i>error-message</i>
<b>Description</b>	While trying to establish the mirror connection (which supports nonstop routing) between the master and backup Routing Engines, the Bidirectional Forwarding Detection process (bfdd) determined that the versions of Junos OS on the Routing Engines were incompatible.
<b>Type</b>	Error: An error occurred
<b>Severity</b>	warning
<b>Facility</b>	LOG_DAEMON
<b>Action</b>	Update the Junos OS to compatible versions on the master and backup Routing Engines.

## BFDD\_READ\_ERROR

---

<b>System Log Message</b>	Read error on <i>pipe-type</i> pipe: <i>reason (error-message)</i>
<b>Description</b>	The Bidirectional Forwarding Detection process (bfd) could not read the message available on the indicated type of pipe.
<b>Type</b>	Error: An error occurred
<b>Severity</b>	info
<b>Facility</b>	LOG_DAEMON
<b>Action</b>	Contact your technical support representative. For more information, see <a href="#">KB18772</a> .

## BFDD\_TRAP\_MHOP\_STATE\_DOWN

---

<b>System Log Message</b>	local discriminator: <i>session-id</i> , new state: <i>state</i> , peer addr: <i>pip-interface</i>
<b>Description</b>	The state changed to 'down' or 'admin down' for the indicated Bidirectional Forwarding Detection process (bfd) session.
<b>Type</b>	Event: This message reports an event, not an error
<b>Severity</b>	warning
<b>Facility</b>	LOG_DAEMON

## BFDD\_TRAP\_MHOP\_STATE\_UP

---

<b>System Log Message</b>	local discriminator: <i>session-id</i> , new state: <i>state</i> , peer addr: <i>pip-interface</i>
<b>Description</b>	The state changed to 'up' for the indicated Bidirectional Forwarding Detection process (bfd) session.
<b>Type</b>	Event: This message reports an event, not an error
<b>Severity</b>	info
<b>Facility</b>	LOG_DAEMON

## BFDD\_TRAP\_SHOP\_STATE\_DOWN

---

<b>System Log Message</b>	local discriminator: <i>session-id</i> , new state: <i>state</i> , interface: <i>pip-interface</i> , peer addr: <i>remote-peer</i>
<b>Description</b>	The state changed to 'down' or 'admin down' for the indicated Bidirectional Forwarding Detection process (bfd) session.
<b>Type</b>	Event: This message reports an event, not an error
<b>Severity</b>	warning
<b>Facility</b>	LOG_DAEMON

## BFDD\_TRAP\_SHOP\_STATE\_UP

---

<b>System Log Message</b>	local discriminator: <i>session-id</i> , new state: <i>state</i> , interface: <i>pip-interface</i> , peer addr: <i>remote-peer</i>
<b>Description</b>	The state changed to 'up' for the indicated Bidirectional Forwarding Detection process (bfd) session.
<b>Type</b>	Event: This message reports an event, not an error
<b>Severity</b>	info
<b>Facility</b>	LOG_DAEMON

## BFDD\_TRAP\_STATE\_DOWN

---

<b>System Log Message</b>	local discriminator: <i>session-id</i> , new state: <i>state</i>
<b>Description</b>	The state changed to 'down' or 'admin down' for the indicated Bidirectional Forwarding Detection process (bfd) session.
<b>Type</b>	Event: This message reports an event, not an error
<b>Severity</b>	warning
<b>Facility</b>	LOG_DAEMON

## BFDD\_TRAP\_STATE\_UP

---

<b>System Log Message</b>	local discriminator: <i>session-id</i> , new state: <i>state</i>
<b>Description</b>	The state changed to 'up' for the indicated Bidirectional Forwarding Detection process (bfd) session.
<b>Type</b>	Event: This message reports an event, not an error
<b>Severity</b>	info
<b>Facility</b>	LOG_DAEMON

## BFDD\_WRITE\_ERROR

---

<b>System Log Message</b>	<i>function-name</i> : write error on <i>pipe-type</i> pipe ( <i>error-message</i> )
<b>Description</b>	The Bidirectional Forwarding Detection process (bfd) could not write a message to the indicated type of pipe.
<b>Type</b>	Error: An error occurred
<b>Severity</b>	error
<b>Facility</b>	LOG_DAEMON
<b>Action</b>	Contact your technical support representative. For more information, see <a href="#">KB18773</a> .



## CHAPTER 16

# BOOTPD System Log Messages

This chapter describes messages with the **BOOTPD** prefix. They are generated by the boot parameter process (tnp.bootpd), which provides the appropriate boot string to hardware components as they initialize.

### BOOTPD\_ARG\_ERR

---

<b>System Log Message</b>	Ignoring unknown option <i>-option</i>
<b>Description</b>	The indicated option was provided on the 'tnp.bootpd' command line and is invalid. The boot parameter process (tnp.bootpd) initialized but ignored the invalid option.
<b>Type</b>	Error: An error occurred
<b>Severity</b>	warning
<b>Facility</b>	ANY
<b>Action</b>	Remove the invalid option from the 'tnp.bootpd' command line.

### BOOTPD\_BAD\_ID

---

<b>System Log Message</b>	Unexpected ID 0x <i>assembly-id</i>
<b>Description</b>	As each hardware component on the routing platform initializes, it requests a boot string from the boot parameter process (tnp.bootpd). The boot strings are defined in the configuration file tnp.bootpd. A request failed because it included the indicated assembly ID, for which there is no definition in the file.
<b>Type</b>	Event: This message reports an event, not an error
<b>Severity</b>	notice
<b>Facility</b>	ANY

### BOOTPD\_BOOTSTRING

---

<b>System Log Message</b>	Boot string: <i>boot-string</i>
<b>Description</b>	As each hardware component on the routing platform initializes, it requests a boot string from the boot parameter process (tnp.bootpd). tnp.bootpd responded with the indicated boot string.

<b>Type</b>	Event: This message reports an event, not an error
<b>Severity</b>	info
<b>Facility</b>	ANY

---

## BOOTPD\_CONFIG\_ERR

---

<b>System Log Message</b>	Problems with configuration file ' <i>filename</i> ', using defaults
<b>Description</b>	The boot parameter process (tnp.bootpd) could not read the indicated configuration file, so it initialized using default settings defined at compile time.
<b>Type</b>	Error: An error occurred
<b>Severity</b>	error
<b>Facility</b>	ANY
<b>Action</b>	Correct the configuration file.

---

## BOOTPD\_CONF\_OPEN

---

<b>System Log Message</b>	Unable to open configuration file ' <i>filename</i> '
<b>Description</b>	The boot parameter process (tnp.bootpd) could not open the indicated configuration file, so it initialized using default settings defined at compile time.
<b>Type</b>	Event: This message reports an event, not an error
<b>Severity</b>	notice
<b>Facility</b>	ANY
<b>Action</b>	Contact your technical support representative.

---

## BOOTPD\_DUP\_PIC\_SLOT

---

<b>System Log Message</b>	Duplicate default value defined for PIC <i>pic-slot</i> in FPC <i>fpc-slot</i>
<b>Description</b>	As each hardware component on the routing platform initializes, it requests a boot string from the boot parameter process (tnp.bootpd). The boot strings are defined in the configuration file for tnp.bootpd. There was more than one definition in the file for the indicated PIC slot in the indicated Flexible PIC Concentrator (FPC), so tnp.bootpd used the first definition it found.
<b>Type</b>	Event: This message reports an event, not an error
<b>Severity</b>	notice
<b>Facility</b>	ANY
<b>Action</b>	Remove the extra definitions from the configuration file.



## BOOTPD\_DUP\_REV

---

<b>System Log Message</b>	Duplicate revision: <i>major-version.minor-version</i>
<b>Description</b>	As each hardware component on the routing platform initializes, it requests a boot string from the boot parameter process (tnp.bootpd). The boot strings are defined in the configuration file for tnp.bootpd. There was more than one definition in the file for the indicated revision of a component, so tnp.bootpd used the first definition it found.
<b>Type</b>	Event: This message reports an event, not an error
<b>Severity</b>	notice
<b>Facility</b>	ANY
<b>Action</b>	Remove the extra definitions from the configuration file.

## BOOTPD\_DUP\_SLOT

---

<b>System Log Message</b>	Duplicate slot default: <i>slot</i>
<b>Description</b>	As each hardware component on the routing platform initializes, it requests a boot string from the boot parameter process (tnp.bootpd). The boot strings are defined in the configuration file for tnp.bootpd. There was more than one definition in the file for the indicated slot (combination of component assembly ID and revision), so tnp.bootpd used the first definition it found.
<b>Type</b>	Event: This message reports an event, not an error
<b>Severity</b>	notice
<b>Facility</b>	ANY
<b>Action</b>	Remove the extra definitions from the configuration file.

## BOOTPD\_HWDB\_ERROR

---

<b>System Log Message</b>	Operation in chassis hardware database failed: <i>error-message</i>
<b>Description</b>	The boot parameter process (tnp.bootpd) could not complete an operation in the hardware database maintained by the chassis process (chassisd), for the indicated reason.
<b>Type</b>	Error: An error occurred
<b>Severity</b>	error
<b>Facility</b>	ANY
<b>Action</b>	Contact your technical support representative. For more information, see <a href="#">KB18774</a> .

## BOOTPD\_MODEL\_CHK

---

<b>System Log Message</b>	Unexpected ID <i>Oxidentifier</i> for model <i>model</i>
---------------------------	--

**Description** As each hardware component on the routing platform initializes, it requests a boot string from the boot parameter process (tnp.bootpd). A request failed because it included the indicated assembly ID, which is inconsistent with the routing platform's model number.

**Type** Error: An error occurred

**Severity** warning

**Facility** ANY

**Action** Contact your technical support representative.

---

## BOOTPD\_NEW\_CONF

**System Log Message** New configuration installed

**Description** The boot parameter process (tnp.bootpd) loaded a new configuration file.

**Type** Event: This message reports an event, not an error

**Severity** info

**Facility** ANY

---

## BOOTPD\_NO\_BOOTSTRING

**System Log Message** No boot string found for type *board-type major-version.minor-version command-type*

**Description** As each hardware component on the routing platform initializes, it requests a boot string from the boot parameter process (tnp.bootpd). The boot strings are defined in the configuration file for tnp.bootpd. The file did not include a boot string for the hardware component with the indicated characteristics.

**Type** Error: An error occurred

**Severity** warning

**Facility** ANY

**Action** Contact your technical support representative.

---

## BOOTPD\_NO\_CONFIG

**System Log Message** No configuration file '*filename*', using defaults

**Description** The boot parameter process (tnp.bootpd) could not open the indicated configuration file, so it initialized using default settings defined at compile time.

**Type** Event: This message reports an event, not an error

**Severity** notice

**Facility** ANY

## BOOTPD\_PARSE\_ERR

---

<b>System Log Message</b>	<i>filename: return-value</i> parse errors on SIGHUP
<b>Description</b>	There was an error in the configuration file for the boot parameter process (tnp.bootpd), so it initialized using default settings defined at compile time.
<b>Type</b>	Error: An error occurred
<b>Severity</b>	error
<b>Facility</b>	ANY
<b>Action</b>	Correct the configuration file.

## BOOTPD\_REPARSE

---

<b>System Log Message</b>	Reparsing configuration file ' <i>filename</i> '
<b>Description</b>	The boot parameter process (tnp.bootpd) reparsed the indicated configuration file.
<b>Type</b>	Event: This message reports an event, not an error
<b>Severity</b>	info
<b>Facility</b>	ANY

## BOOTPD\_SELECT\_ERR

---

<b>System Log Message</b>	select: <i>error-message</i>
<b>Description</b>	The boot parameter process (tnp.bootpd) issued the select() system call, which returned the indicated error message.
<b>Type</b>	Error: An error occurred
<b>Severity</b>	warning
<b>Facility</b>	ANY
<b>Action</b>	Contact your technical support representative.

## BOOTPD\_TIMEOUT

---

<b>System Log Message</b>	Timeout <i>duration</i> unreasonable
<b>Description</b>	The indicated timeout value was specified for the -t argument on the 'tnp.bootpd' command line, or no value was provided. The value was not acceptable, so the boot parameter process (tnp.bootpd) initialized using the default value of 30 seconds.
<b>Type</b>	Error: An error occurred
<b>Severity</b>	warning
<b>Facility</b>	ANY

**Action** Provide an acceptable value for the -t argument; acceptable values are '1' (second) and larger.

## CHAPTER 17

# CFMD System Log Messages

This chapter describes messages with the **CFMD** prefix. They are generated by the connectivity-fault management (CFM) process (cfmd), which supports Operation, Administration, and Maintenance (OAM) functions that are defined in the Institute of Electrical and Electronics Engineers (IEEE) 802.1ag standard for Ethernet interfaces.

### CFMD\_CCM\_DEFECT\_CROSS\_CONNECT

---

<b>System Log Message</b>	CFM defect: <i>error-message</i>
<b>Description</b>	A connectivity-fault management (CFM) maintenance endpoint (MEP) received a continuity check message (CCM) that had an incorrect maintenance association (MA) ID or a maintenance domain (MD) level lower than that of the MEP, each of which indicates a cross-connect error.
<b>Type</b>	Event: This message reports an event, not an error
<b>Severity</b>	error
<b>Facility</b>	LOG_DAEMON
<b>Cause</b>	The configuration is invalid.
<b>Action</b>	Check whether the configured MD name, format, and level, or the MA name or format, is different from the remote endpoint.

### CFMD\_CCM\_DEFECT\_ERROR

---

<b>System Log Message</b>	CFM defect: <i>error-message</i>
<b>Description</b>	A connectivity-fault management (CFM) maintenance endpoint (MEP) received a continuity check message (CCM) with an incorrect transmission interval or MEP ID, which indicates a configuration error.
<b>Type</b>	Event: This message reports an event, not an error
<b>Severity</b>	error
<b>Facility</b>	LOG_DAEMON
<b>Cause</b>	The configuration is invalid.

**Action** Verify that the configured continuity-check transmission interval does not differ from the remote endpoint, and that the configured MEP ID is valid.

---

## CFMD\_CCM\_DEFECT\_MAC\_STATUS

---

**System Log Message** CFM defect: *error-message*

**Description** A connectivity-fault management (CFM) maintenance endpoint (MEP) received a continuity check message (CCM) that contained a 'Port Status' or 'Interface Status' type, length, value (TLV), which indicate a failed bridge port or aggregated port.

**Type** Event: This message reports an event, not an error

**Severity** error

**Facility** LOG\_DAEMON

---

## CFMD\_CCM\_DEFECT\_NONE

---

**System Log Message** CFM defect: *error-message*

**Description** No defect was detected.

**Type** Event: This message reports an event, not an error

**Severity** error

**Facility** LOG\_DAEMON

---

## CFMD\_CCM\_DEFECT\_RDI

---

**System Log Message** CFM defect: *error-message*

**Description** A connectivity-fault management (CFM) maintenance endpoint (MEP) received a continuity check message (CCM) that had the 'Remote Defect Indication' (RDI) bit set, which indicates that not all configured MEPs are returning CCMs to the transmitting MEP.

**Type** Event: This message reports an event, not an error

**Severity** error

**Facility** LOG\_DAEMON

---

## CFMD\_CCM\_DEFECT\_RMEP

---

**System Log Message** CFM defect: *error-message*

**Description** A connectivity-fault management (CFM) maintenance endpoint (MEP) did not receive three consecutive continuity check message (CCM)s from one of the other MEPs in its maintenance association (MA), which indicates a MEP failure or network failure.

**Type** Event: This message reports an event, not an error

**Severity** error

**Facility** LOG\_DAEMON

## CFMD\_CCM\_DEFECT\_UNKNOWN

---

<b>System Log Message</b>	CFM defect: <i>error-message</i>
<b>Description</b>	An unknown defect was detected.
<b>Type</b>	Event: This message reports an event, not an error
<b>Severity</b>	error
<b>Facility</b>	LOG_DAEMON

## CFMD\_PPM\_READ\_ERROR

---

<b>System Log Message</b>	Read error on pipe from ppmdd: <i>reason (error-message)</i>
<b>Description</b>	The connectivity fault management process (cfmd) could not read a message available on the read pipe from the periodic packet management process (ppmd).
<b>Type</b>	Error: An error occurred
<b>Severity</b>	error
<b>Facility</b>	ANY
<b>Action</b>	Contact your technical support representative.

## CFMD\_PPM\_WRITE\_ERROR

---

<b>System Log Message</b>	<i>function-name</i> : write error on pipe to ppmdd ( <i>error-message</i> )
<b>Description</b>	The connectivity fault management process (cfmd) could not write a message on the pipe to the periodic packet management process (ppmd).
<b>Type</b>	Error: An error occurred
<b>Severity</b>	error
<b>Facility</b>	ANY
<b>Action</b>	Contact your technical support representative.





## CHAPTER 18

# CHASSISD System Log Messages

This chapter describes messages with the **CHASSISD** prefix. They are generated by the chassis process (chassisd), which controls hardware components on the routing platform.

### CHASSISD\_ACQUIRE\_MASTERSHIP

---

<b>System Log Message</b>	Acquire mastership notification
<b>Description</b>	The chassis process (chassisd) running on the master Routing Engine received a request to acquire mastership.
<b>Type</b>	Event: This message reports an event, not an error
<b>Severity</b>	info
<b>Facility</b>	LOG_DAEMON
<b>Cause</b>	The Routing Engine was probably rebooting and graceful Routing Engine switchover is configured.

### CHASSISD\_ANTICF\_PIM\_CHECK\_FAILED

---

<b>System Log Message</b>	PIM <i>pim-slot</i> failed anti-counterfeit check
<b>Description</b>	The indicated Physical Interface Module (PIM) failed the anti-counterfeit check performed by the chassis process (chassisd).
<b>Type</b>	Error: An error occurred
<b>Severity</b>	error
<b>Facility</b>	LOG_DAEMON

### CHASSISD\_ANTICF\_RE\_CHECK\_FAILED

---

<b>System Log Message</b>	Routing Engine failed anti-counterfeit check
<b>Description</b>	The Routing Engine failed the anti-counterfeit check performed by the chassis process (chassisd).
<b>Type</b>	Error: An error occurred
<b>Severity</b>	error

Facility LOG\_DAEMON

---

### CHASSISD\_ANTICF\_RE\_ROM\_READ\_FAIL

---

**System Log Message** Unable to read serial number from anti-counterfeit device for Routing Engine

**Description** The chassis process (chassisd) could not read the serial number recorded in the ROM of the anti-counterfeit device for the Routing Engine.

**Type** Error: An error occurred

**Severity** error

**Facility** LOG\_DAEMON

**Action** Contact your technical support representative.

---

### CHASSISD\_ANTICF\_RE\_SHA\_READ\_FAIL

---

**System Log Message** Unable to read SHA output from anti-counterfeit device for Routing Engine

**Description** The chassis process (chassisd) could not read Secure Hash Algorithm (SHA) information from the anti-counterfeit device for the Routing Engine.

**Type** Error: An error occurred

**Severity** error

**Facility** LOG\_DAEMON

**Action** Contact your technical support representative.

---

### CHASSISD\_ANTICF\_ROM\_READ\_FAILED

---

**System Log Message** Unable to read serial number from anti-counterfeit device for PIM *pim-slot*

**Description** The chassis process (chassisd) could not read the serial number recorded in the ROM of the anti-counterfeit device for the indicated Physical Interface Module.

**Type** Error: An error occurred

**Severity** error

**Facility** LOG\_DAEMON

**Action** Contact your technical support representative.

---

### CHASSISD\_ANTICF\_SHA\_READ\_FAILED

---

**System Log Message** Unable to read SHA output from anti-counterfeit device for PIM *pim-slot*

**Description** The chassis process (chassisd) could not read Secure Hash Algorithm (SHA) information from the anti-counterfeit device for the indicated Physical Interface Module (PIM).

**Type** Error: An error occurred

<b>Severity</b>	error
<b>Facility</b>	LOG_DAEMON
<b>Action</b>	Contact your technical support representative.

---

## CHASSISD\_ARGUMENT\_ERROR

---

<b>System Log Message</b>	Unknown option <i>option</i>
<b>Description</b>	The indicated option, provided on the 'chassisd' command line, is invalid. The chassis process (chassisd) initialized but ignored the invalid option.
<b>Type</b>	Error: An error occurred
<b>Severity</b>	error
<b>Facility</b>	LOG_DAEMON
<b>Action</b>	Contact your technical support representative.

---

## CHASSISD\_BLOWERS\_SPEED

---

<b>System Log Message</b>	Fans and impellers are now running at normal speed
<b>Description</b>	The fans (and impellers, if applicable) were running at the normal speed.
<b>Type</b>	Event: This message reports an event, not an error
<b>Severity</b>	notice
<b>Facility</b>	LOG_DAEMON

---

## CHASSISD\_BLOWERS\_SPEED\_FULL

---

<b>System Log Message</b>	Fans and impellers being set to full speed [ <i>reason</i> ]
<b>Description</b>	For the indicated reason, the chassis process (chassisd) increased the speed of fans (and impellers, if applicable) to the maximum.
<b>Type</b>	Event: This message reports an event, not an error
<b>Severity</b>	notice
<b>Facility</b>	LOG_DAEMON

---

## CHASSISD\_BLOWERS\_SPEED\_MEDIUM

---

<b>System Log Message</b>	Fans and impellers being set to intermediate speed
<b>Description</b>	The chassis process (chassisd) increased the speed of fans (and impellers, if applicable) to the intermediate level because of a temperature increase in the chassis.
<b>Type</b>	Event: This message reports an event, not an error
<b>Severity</b>	notice

Facility LOG\_DAEMON

---

## CHASSISD\_BUS\_DEVICE\_OPEN\_FAILURE

---

**System Log Message** Unable to open '*bus-type*' bus device, error *error-message* (*error-code*)

**Description** The chassis process (chassisd) could not open the indicated bus device for the indicated reason.

**Type** Error: An error occurred

**Severity** error

**Facility** LOG\_DAEMON

**Action** Contact your technical support representative. For more information, see [KB18776](#).

---

## CHASSISD\_CB\_CLOCK\_CHECKSUM

---

**System Log Message** Clock module on M120 CB had configuration data checksum error

**Description** The chassis process (chassisd) detected a checksum error for the clock module on an M120 Control Board (CB).

**Type** Error: An error occurred

**Severity** error

**Facility** LOG\_DAEMON

---

## CHASSISD\_CB\_MASTER\_BP\_IGNORED

---

**System Log Message** Press of online/offline button ignored for master *fru-name fru-slot*

**Description** The online/offline button for the indicated control board was pressed, but the chassis process (chassisd) ignored the request. The control board for M40e and M160 routers is the Miscellaneous Control Subsystem (MCS). The control board for M320, T320, T640, MX240, MX480 and MX960 routers is the Control Board (CB).

**Type** Event: This message reports an event, not an error

**Severity** error

**Facility** LOG\_DAEMON

**Cause** The control board was acting as master.

**Action** Switch mastership to the other control board before taking the control board offline.

---

## CHASSISD\_CB\_READ

---

**System Log Message** Error reading midplane ID EEPROM, errno *error-code*

**Description** The chassis process (chassisd) could not read the EEPROM on the midplane.

**Type** Error: An error occurred

<b>Severity</b>	error
<b>Facility</b>	LOG_DAEMON
<b>Action</b>	Contact your technical support representative.

---

## CHASSISD\_CB\_RE\_ONLINE\_BP\_IGNORED

---

<b>System Log Message</b>	Unable to take <i>fru-name fru-slot</i> offline because paired Routing Engine is online
<b>Description</b>	The online/offline button for the indicated control board was pressed, but the chassis process (chassisd) ignored the request. The control board for M40e and M160 routers is the Miscellaneous Control Subsystem (MCS). The control board for M320, T320, T640, MX240, MX480 and MX960 routers is the Control Board (CB).
<b>Type</b>	Event: This message reports an event, not an error
<b>Severity</b>	error
<b>Facility</b>	LOG_DAEMON
<b>Cause</b>	The Routing Engine paired with the indicated control board is still online.
<b>Action</b>	Take the Routing Engine offline before taking the control board offline.

---

## CHASSISD\_CFEB\_POWER\_FAILURE

---

<b>System Log Message</b>	<i>function-name</i> : unable to turn <i>state</i> power for CFEB <i>cfeb-slot</i>
<b>Description</b>	The chassis process (chassisd) could not turn on or turn off the power to the indicated Compact Forwarding Engine Board (CFEB).
<b>Type</b>	Error: An error occurred
<b>Severity</b>	error
<b>Facility</b>	LOG_DAEMON
<b>Action</b>	Contact your technical support representative. For more information, see <a href="#">KB18777</a> .

---

## CHASSISD\_CLEAR\_CONFIG\_ERROR

---

<b>System Log Message</b>	<i>function-name</i> : <i>status</i>
<b>Description</b>	The chassis process (chassisd) encountered an error while trying to clear the state information associated with a copy of the management process (mgd) that it spawned to commit the rescue configuration. The commit operation succeeded or failed as indicated.
<b>Type</b>	Error: An error occurred
<b>Severity</b>	error
<b>Facility</b>	LOG_DAEMON

**Cause** An internal software failure occurred.

**Action** Contact your technical support representative.

---

## CHASSISD\_CLOCK\_FAILURE

---

**System Log Message** *function-name: fru-name error-message*

**Description** The chassis process (chassisd) determined that the indicated clock source failed in the indicated way.

**Type** Error: An error occurred

**Severity** error

**Facility** LOG\_DAEMON

**Action** Contact your technical support representative. For more information, see [KB18778](#).

---

## CHASSISD\_CLOCK\_NOTICE

---

**System Log Message** *fru-name: message*

**Description** The clock-synchronization status of the indicated component (field-replaceable unit, or FRU) changed as indicated.

**Type** Event: This message reports an event, not an error

**Severity** notice

**Facility** LOG\_DAEMON

---

## CHASSISD\_CLOCK\_RESET\_FAIL

---

**System Log Message** Zarlink module on Taz Base Board is not coming up after reset

**Description** The chassis process (chassisd) detected an error in the state of clock module.

**Type** Error: An error occurred

**Severity** error

**Facility** LOG\_DAEMON

---

## CHASSISD\_CMB\_READBACK\_ERROR

---

**System Log Message** Readback error from chassis management bus for *fru-name fru-slot* ([*0xaddress*, *0xoffset*] -> *0xerror-code*)

**Description** The chassis process (chassisd) could not read back information from the Chassis Management Bus (CMB) about the indicated component (field-replaceable unit, or FRU).

**Type** Error: An error occurred

**Severity** error

<b>Facility</b>	LOG_DAEMON
<b>Cause</b>	The probable cause is hardware error.
<b>Action</b>	Contact your technical support representative. For more information, see <a href="#">KB18779</a> .

---

## CHASSISD\_COMMAND\_ACK\_ERROR

---

<b>System Log Message</b>	Error occurred when <i>fru-name fru-slot</i> reported its online status: <i>error-message</i> (error code <i>error-code</i> )
<b>Description</b>	The chassis process requested that the indicated component (field-replaceable unit, or FRU) confirm that it was online. The indicated error occurred when the FRU sent its response. In the normal case, the chassis process performed any additional action necessary to guarantee that the FRU came online.
<b>Type</b>	Error: An error occurred
<b>Severity</b>	error
<b>Facility</b>	LOG_DAEMON
<b>Action</b>	Contact your technical support representative. For more information, see <a href="#">KB18780</a> .

---

## CHASSISD\_COMMAND\_ACK\_SFM\_ERROR

---

<b>System Log Message</b>	<i>function-name</i> : SFM <i>sfm-slot</i> did not acknowledge FPC <i>fpc-slot</i> : error <i>error-message</i> (code <i>error-code</i> )
<b>Description</b>	The chassis process (chassisd) requires an acknowledgment from each Switching and Forwarding Module (SFM) before it registers a Flexible PIC Controller (FPC) as online. The acknowledgment message from the indicated SFM failed for the indicated FPC.
<b>Type</b>	Error: An error occurred
<b>Severity</b>	error
<b>Facility</b>	LOG_DAEMON
<b>Action</b>	Contact your technical support representative. For more information, see <a href="#">KB18781</a> .

---

## CHASSISD\_CONCAT\_MODE\_ERROR

---

<b>System Log Message</b>	Cannot set no-concatenated mode for FPC <i>fpc-slot</i> PIC <i>pic-slot</i>
<b>Description</b>	The chassis process (chassisd) could not set channelized mode for the indicated SONET/SDH Physical Interface Card (PIC). Channelized mode is configured by including the no-concatenate statement at the [edit chassis fpc 'slot' pic 'slot'] hierarchy level.
<b>Type</b>	Event: This message reports an event, not an error
<b>Severity</b>	warning
<b>Facility</b>	LOG_DAEMON

## CHASSISD\_CONFIG\_ACCESS\_ERROR

---

<b>System Log Message</b>	<i>function-name: error-message</i>
<b>Description</b>	The chassis process (chassisd) experienced the indicated problem while attempting to parse the configuration database.
<b>Type</b>	Error: An error occurred
<b>Severity</b>	error
<b>Facility</b>	LOG_DAEMON
<b>Cause</b>	An internal software failure occurred.
<b>Action</b>	Contact your technical support representative.

## CHASSISD\_CONFIG\_CHANGE\_IFDEV\_DEL

---

<b>System Log Message</b>	Deleting <i>argument1 interface-typesdev-numberargument2</i> due to configuration change
<b>Description</b>	The chassis process (chassisd) deleted the indicated interface devices due to a change in the configuration.
<b>Type</b>	Event: This message reports an event, not an error
<b>Severity</b>	warning
<b>Facility</b>	LOG_DAEMON

## CHASSISD\_CONFIG\_INIT\_ERROR

---

<b>System Log Message</b>	Unable to parse configuration; using defaults
<b>Description</b>	The chassis process (chassisd) could not parse the configuration and used default values while initializing.
<b>Type</b>	Error: An error occurred
<b>Severity</b>	error
<b>Facility</b>	LOG_DAEMON
<b>Action</b>	Contact your technical support representative.

## CHASSISD\_CONFIG\_WARNING

---

<b>System Log Message</b>	<i>function-name: warning-message, FPC fpc-slot PIC pic-slot</i>
<b>Description</b>	The configuration that was specified for the indicated Physical Interface Card (PIC) is invalid for that type of PIC.
<b>Type</b>	Event: This message reports an event, not an error
<b>Severity</b>	warning



**Facility** LOG\_DAEMON

## CHASSISD\_DEVICE\_OPEN\_ERROR

---

**System Log Message** Unable to open *device-name* device file (errno *error-code*)

**Description** The chassis process (chassisd) could not open the device file for the indicated device.

**Type** Error: An error occurred

**Severity** error

**Facility** LOG\_DAEMON

**Action** Contact your technical support representative.

## CHASSISD\_EXEC\_ERROR

---

**System Log Message** *function-name: error-message*

**Description** While trying to commit the rescue configuration, the chassis process (chassisd) encountered an error.

**Type** Error: An error occurred

**Severity** error

**Facility** LOG\_DAEMON

**Cause** An internal software failure occurred.

**Action** Contact your technical support representative.

## CHASSISD\_EXISTS

---

**System Log Message** chassisd already running; exiting

**Description** The chassis process (chassisd) exited because it discovered that another chassisd process is already running.

**Type** Event: This message reports an event, not an error

**Severity** warning

**Facility** LOG\_DAEMON

## CHASSISD\_EXISTS\_TERM\_OTHER

---

**System Log Message** Killing existing chassisd and exiting

**Description** The chassis process (chassisd) discovered that another chassisd process is already running. It terminated the other process and exited.

**Type** Event: This message reports an event, not an error

**Severity** warning

Facility LOG\_DAEMON

---

## CHASSISD\_FAN\_FAILURE

---

**System Log Message** *fru-name* in slot *fru-slot* failed

**Description** The indicated fan or impeller failed. The chassis process (chassisd) raised an alarm and increased the speed of the remaining fans (and impellers, if applicable) to full speed.

**Type** Error: An error occurred

**Severity** error

**Facility** LOG\_DAEMON

**Action** Contact your technical support representative. For more information, see [KB18782](#).

---

## CHASSISD\_FASIC\_CONFIG\_COMPLETE

---

**System Log Message** Fchip: configuration already completed

**Description** The chassis process (chassisd) detected an attempt to configure an F chip on a Control Board (CB) when configuration was already complete.

**Type** Error: An error occurred

**Severity** error

**Facility** LOG\_DAEMON

---

## CHASSISD\_FASIC\_FTOKEN\_ERROR

---

**System Log Message** Fchip (CB *control-board-slot*, ID *fchip-id*): ftoken overflow/underflow set (*data*) at *address*

**Description** The chassis process (chassisd) detected an underflow or overflow error on the indicated F chip on the indicated Control Board (CB).

**Type** Error: An error occurred

**Severity** error

**Facility** LOG\_DAEMON

**Action** Contact your technical support representative. For more information, see [KB18783](#).

---

## CHASSISD\_FASIC\_FTOKEN\_INIT\_ERROR

---

**System Log Message** Fchip (CB *control-board-slot*, ID *fchip-id*): f8chip\_ftoken\_init() stuck in ftoken loop, addr=*address*, data=*data*

**Description** The chassis process (chassisd) encountered an error while initializing memory at the indicated address for the indicated F chip on the indicated Control Board (CB).

**Type** Error: An error occurred

**Severity** error

**Facility** LOG\_DAEMON

**Action** Contact your technical support representative. For more information, see [KB18784](#).

---

## CHASSISD\_FASIC\_HSL\_CONFIG\_ERROR

---

**System Log Message** Fchip (CB *control-board-slot*, ID *fchip-id*): HSL configuration failed (error *error-message*)

**Description** The chassis process (chassisd) could not configure high speed links (HSL) for the indicated F chip on the indicated Control Board (CB).

**Type** Error: An error occurred

**Severity** error

**Facility** LOG\_DAEMON

**Action** Contact your technical support representative. For more information, see [KB18785](#).

---

## CHASSISD\_FASIC\_HSL\_LINK\_ERROR

---

**System Log Message** Fchip (CB *control-board-slot*, ID *fchip-id*): link *link-id* failed because of *error-message*

**Description** The chassis process (chassisd) detected an error for the indicated high speed link (HSL) for the indicated F chip on the indicated Control Board (CB).

**Type** Error: An error occurred

**Severity** error

**Facility** LOG\_DAEMON

**Action** Contact your technical support representative. For more information, see [KB18786](#).

---

## CHASSISD\_FASIC\_INIT\_ERROR

---

**System Log Message** Fchips were not configured yet

**Description** The chassis process (chassisd) detected that F chips were not yet initialized on the Control Board (CB).

**Type** Error: An error occurred

**Severity** error

**Facility** LOG\_DAEMON

**Action** Contact your technical support representative. For more information, see [KB18787](#).

---

## CHASSISD\_FASIC\_INPUT\_DROP

---

**System Log Message** Fchip (CB *control-board-slot*, ID *fchip-id*): dropped *drop-rate* cells per second coming from Packet Forwarding Engine *pfe* on FPC *fpc-slot*

**Description** The Packet Forwarding Engine divides packets into smaller units called cells for more efficient processing. As the indicated F chip on the indicated Control Board (CB) processed

data that was received from the indicated Packet Forwarding Engine on the indicated Flexible PIC Concentrator (FPC), it dropped the indicated number of cells per second.

<b>Type</b>	Error: An error occurred
<b>Severity</b>	error
<b>Facility</b>	LOG_DAEMON
<b>Action</b>	Contact your technical support representative. For more information, see <a href="#">KB18788</a> .

---

## CHASSISD\_FASIC\_OUTPUT\_DROP

---

**System Log Message** Fchip (CB *control-board-slot*, ID *fchip-id*): dropped *drop-rate* cells per second destined for Packet Forwarding Engine *pfe* on FPC *fpc-slot*

**Description** The Packet Forwarding Engine divides packets into smaller units called cells for more efficient processing. As the indicated F chip on the indicated Control Board (CB) processed data before sending it to the indicated Packet Forwarding Engine on the indicated Flexible Port Concentrator (FPC) for outgoing transmission, it dropped the indicated number of cells per second.

<b>Type</b>	Error: An error occurred
<b>Severity</b>	error
<b>Facility</b>	LOG_DAEMON
<b>Action</b>	Contact your technical support representative. For more information, see <a href="#">KB18789</a> .

---

## CHASSISD\_FASIC\_PIO\_READ\_ERROR

---

**System Log Message** Fchip (CB *control-board-slot*, ID *fchip-id*): read error in *function-name()* for link#*link-id* at address *address* in register *register*

**Description** The indicated routine failed with a read error at the indicated address and register for the indicated F chip and link on the indicated Control Board (CB).

<b>Type</b>	Error: An error occurred
<b>Severity</b>	error
<b>Facility</b>	LOG_DAEMON
<b>Action</b>	Contact your technical support representative. For more information, see <a href="#">KB18790</a> .

---

## CHASSISD\_FASIC\_PIO\_WRITE\_ERROR

---

**System Log Message** Fchip (CB *control-board-slot*, ID *fchip-id*): write error in *function-name()* for link#*link-id* at address *address* in register *register*

**Description** The indicated routine failed with a write error at the indicated address and register for the indicated F chip and link on the indicated Control Board (CB).

<b>Type</b>	Error: An error occurred
<b>Severity</b>	error
<b>Facility</b>	LOG_DAEMON
<b>Action</b>	Contact your technical support representative. For more information, see <a href="#">KB18791</a> .

---

## CHASSISD\_FASIC\_PLL\_ERROR

---

<b>System Log Message</b>	Fchip (CB <i>control-board-slot</i> , ID <i>fchip-id</i> ): unable to lock PLL
<b>Description</b>	The chassis process (chassisd) could not lock a phased-lock loop (PLL) for the indicated F chip on the indicated Control Board (CB).
<b>Type</b>	Error: An error occurred
<b>Severity</b>	error
<b>Facility</b>	LOG_DAEMON
<b>Action</b>	Contact your technical support representative. For more information, see <a href="#">KB18792</a> .

---

## CHASSISD\_FASIC\_RESET\_ERROR

---

<b>System Log Message</b>	Fchip (CB <i>control-board-slot</i> , ID <i>fchip-id</i> ): reset failed
<b>Description</b>	The chassis process (chassisd) could not reset the indicated F chip on the indicated Control Board (CB).
<b>Type</b>	Error: An error occurred
<b>Severity</b>	error
<b>Facility</b>	LOG_DAEMON
<b>Action</b>	Contact your technical support representative. For more information, see <a href="#">KB18793</a> .

---

## CHASSISD\_FASIC\_SRAM\_ERROR

---

<b>System Log Message</b>	Fchip (CB <i>control-board-slot</i> , ID <i>fchip-id</i> ): SRAM fuse did not initialize
<b>Description</b>	The chassis process (chassisd) detected that static RAM (SRAM) did not initialize properly for the indicated F chip on the indicated Control Board (CB).
<b>Type</b>	Error: An error occurred
<b>Severity</b>	error
<b>Facility</b>	LOG_DAEMON
<b>Action</b>	For more information, see <a href="#">KB18794</a> .

## CHASSISD\_FASIC\_VERSION\_ERROR

---

<b>System Log Message</b>	Fchip (CB <i>control-board-slot</i> , ID <i>fchip-id</i> ): part number <i>part-number</i> and version <i>version</i> were invalid
<b>Description</b>	The indicated part number and version detected for the indicated F chip on the indicated Control Board (CB) were not valid values.
<b>Type</b>	Error: An error occurred
<b>Severity</b>	error
<b>Facility</b>	LOG_DAEMON

## CHASSISD\_FCHIP\_CONFIG\_COMPLETE

---

<b>System Log Message</b>	Fchip: configuration already completed
<b>Description</b>	The chassis process (chassisd) detected an attempt to configure an F chip when configuration was already complete.
<b>Type</b>	Error: An error occurred
<b>Severity</b>	error
<b>Facility</b>	LOG_DAEMON

## CHASSISD\_FCHIP\_CONFIG\_MD\_ERROR

---

<b>System Log Message</b>	Fchip <i>fchip-id</i> : invalid number of Md chips ( <i>count</i> ) for Packet Forwarding Engine <i>pfe</i> on FPC <i>fpc-slot</i>
<b>Description</b>	The chassis process (chassisd) detected an invalid number of Md chips for the indicated F chip, Packet Forwarding Engine and Flexible PIC Concentrator (FPC).
<b>Type</b>	Error: An error occurred
<b>Severity</b>	error
<b>Facility</b>	LOG_DAEMON
<b>Action</b>	For more information, see <a href="#">KB18795</a> .

## CHASSISD\_FCHIP\_CONFIG\_RATE\_ERROR

---

<b>System Log Message</b>	Fchip <i>fchip-id</i> : unable to set rate limit on port <i>port</i>
<b>Description</b>	The chassis process (chassisd) could not set the rate limit for the indicated F chip and port.
<b>Type</b>	Error: An error occurred
<b>Severity</b>	error
<b>Facility</b>	LOG_DAEMON

## CHASSISD\_FCHIP\_CONFIG\_READ\_ERROR

---

<b>System Log Message</b>	Fchip <i>fchip-id</i> : unable to read configuration register
<b>Description</b>	The chassis process (chassisd) could not read a configuration register on the indicated F chip.
<b>Type</b>	Error: An error occurred
<b>Severity</b>	error
<b>Facility</b>	LOG_DAEMON

## CHASSISD\_FCHIP\_FTOKEN\_ERROR

---

<b>System Log Message</b>	Fchip <i>fchip-id</i> : Ftoken overflow/underflow set ( <i>data</i> ) at <i>address</i>
<b>Description</b>	The chassis process (chassisd) detected an underflow or overflow error on the indicated F chip.
<b>Type</b>	Error: An error occurred
<b>Severity</b>	error
<b>Facility</b>	LOG_DAEMON
<b>Action</b>	Contact your technical support representative.

## CHASSISD\_FCHIP\_FTOKEN\_INIT\_ERROR

---

<b>System Log Message</b>	Fchip <i>fchip-id</i> : fchip_ftoken_init() stuck in ftoken loop, addr= <i>address</i> , data= <i>data</i>
<b>Description</b>	The chassis process (chassisd) encountered an error while initializing memory at the indicated address for the indicated F chip.
<b>Type</b>	Error: An error occurred
<b>Severity</b>	error
<b>Facility</b>	LOG_DAEMON
<b>Action</b>	Contact your technical support representative.

## CHASSISD\_FCHIP\_HSR\_ERROR

---

<b>System Log Message</b>	Fchip high-speed receiver (HSR) error: <i>error-message</i>
<b>Description</b>	The chassis process (chassisd) detected an error in the high-speed receiver (HSR) subsystem for the F chip with the indicated characteristics.
<b>Type</b>	Error: An error occurred
<b>Severity</b>	error
<b>Facility</b>	LOG_DAEMON

**Action** For more information, see [KB18796](#).

---

### CHASSISD\_FCHIP\_HSR\_INIT\_ERROR

---

**System Log Message** HSR: No vectors supplied

**Description** The chassis process (chassisd) could not initialize the high-speed receiver (HSR) subsystem for an F chip.

**Type** Error: An error occurred

**Severity** error

**Facility** LOG\_DAEMON

---

### CHASSISD\_FCHIP\_HSR\_INIT\_LINK\_ERR

---

**System Log Message** Fchip *fchip-id*: unable to initialize HSR link *link-id*

**Description** The chassis process (chassisd) could not initialize the indicated high-speed receiver (HSR) link for the indicated F chip.

**Type** Error: An error occurred

**Severity** error

**Facility** LOG\_DAEMON

---

### CHASSISD\_FCHIP\_HSR\_RESET\_ERROR

---

**System Log Message** Fchip *fchip-id*: hsr\_reset error in fchip\_init() on link *link-id*

**Description** A high-speed receiver (HSR) reset error occurred during initialization of the indicated F chip and link.

**Type** Error: An error occurred

**Severity** error

**Facility** LOG\_DAEMON

---

### CHASSISD\_FCHIP\_HST\_ERROR

---

**System Log Message** Fchip high-speed transmitter (HST) error: *error-message*

**Description** The chassis process (chassisd) detected an error in the high-speed transmitter (HST) subsystem for the F chip with the indicated characteristics.

**Type** Error: An error occurred

**Severity** error

**Facility** LOG\_DAEMON

**Action** For more information, see [KB18797](#).



## CHASSISD\_FCHIP\_HST\_INIT\_ERROR

---

<b>System Log Message</b>	HST: No vectors supplied
<b>Description</b>	The chassis process (chassisd) could not initialize the high-speed transmitter (HST) subsystem for an F chip.
<b>Type</b>	Error: An error occurred
<b>Severity</b>	error
<b>Facility</b>	LOG_DAEMON

## CHASSISD\_FCHIP\_HST\_INIT\_LINK\_ERR

---

<b>System Log Message</b>	Fchip <i>fchip-id</i> : unable to initialize HST link <i>link-id</i>
<b>Description</b>	The chassis process (chassisd) could not initialize the indicated high-speed transmitter (HST) link for the indicated F chip.
<b>Type</b>	Error: An error occurred
<b>Severity</b>	error
<b>Facility</b>	LOG_DAEMON

## CHASSISD\_FCHIP\_HST\_RESET\_ERROR

---

<b>System Log Message</b>	Fchip <i>fchip-id</i> : hst_reset error in fchip_init() on link <i>link-id</i>
<b>Description</b>	A high-speed transmitter (HST) reset error occurred during initialization of the indicated F chip and link.
<b>Type</b>	Error: An error occurred
<b>Severity</b>	error
<b>Facility</b>	LOG_DAEMON

## CHASSISD\_FCHIP\_INIT\_ERROR

---

<b>System Log Message</b>	Fchips were not configured yet
<b>Description</b>	The chassis process (chassisd) detected that F chips were not yet initialized.
<b>Type</b>	Error: An error occurred
<b>Severity</b>	error
<b>Facility</b>	LOG_DAEMON

## CHASSISD\_FCHIP\_LINK\_ERROR

---

<b>System Log Message</b>	SIBsib-slot_F0: <i>link-type</i> link <i>link-id</i> was bad
<b>Description</b>	The chassis process (chassisd) detected an error for the indicated high-speed receiver (HSR) or high-speed transmitter (HST) link for an F chip on the indicated Switch Interface Board (SIB).

<b>Type</b>	Error: An error occurred
<b>Severity</b>	error
<b>Facility</b>	LOG_DAEMON
<b>Action</b>	Contact your technical support representative. For more information, see <a href="#">KB18798</a> .

---

## CHASSISD\_FCHIP\_MONITOR\_ERROR

---

<b>System Log Message</b>	F chip module was invalid
<b>Description</b>	The chassis process (chassisd) detected an invalid F-chip module while enabling or disabling the monitoring of F-chip functional blocks.
<b>Type</b>	Error: An error occurred
<b>Severity</b>	error
<b>Facility</b>	LOG_DAEMON
<b>Action</b>	Contact your technical support representative. For more information, see <a href="#">KB18799</a> .

---

## CHASSISD\_FCHIP\_PIO\_READ\_ERROR

---

<b>System Log Message</b>	Fchip <i>fchip-id</i> : read error in <i>function-name()</i> for link# <i>link-id</i> , at address <i>address</i> in register <i>register</i>
<b>Description</b>	The indicated routine failed with a read error at the indicated address and register for the indicated F chip and link.
<b>Type</b>	Error: An error occurred
<b>Severity</b>	error
<b>Facility</b>	LOG_DAEMON
<b>Action</b>	For more information, see <a href="#">KB18800</a> .

---

## CHASSISD\_FCHIP\_PIO\_WRITE\_ERROR

---

<b>System Log Message</b>	Fchip <i>fchip-id</i> : write error in <i>function-name()</i> for link# <i>link-id</i> , at address <i>address</i> in register <i>register</i>
<b>Description</b>	The indicated routine failed with a write error at the indicated address and register for the indicated F chip and link.
<b>Type</b>	Error: An error occurred
<b>Severity</b>	error
<b>Facility</b>	LOG_DAEMON
<b>Action</b>	For more information, see <a href="#">KB18801</a> .

## CHASSISD\_FCHIP\_POLL\_ERROR

---

<b>System Log Message</b>	Fchip <i>fchip-id</i> : <i>link-type link-id</i> poll returned error <i>error-code</i>
<b>Description</b>	An error with the indicated error number occurred during polling of the indicated high-speed receiver (HSR) or high-speed transmitter (HST) link for the indicated F chip.
<b>Type</b>	Error: An error occurred
<b>Severity</b>	error
<b>Facility</b>	LOG_DAEMON
<b>Action</b>	Contact your technical support representative.

## CHASSISD\_FCHIP\_RATE\_ERROR

---

<b>System Log Message</b>	Fchip <i>fchip-id</i> : per-port rate limit was not enabled
<b>Description</b>	The chassis process (chassisd) detected that per-port rate limiting was not enabled when it attempted to set the rate limit on an individual port for the indicated F chip.
<b>Type</b>	Error: An error occurred
<b>Severity</b>	error
<b>Facility</b>	LOG_DAEMON
<b>Action</b>	Contact your technical support representative.

## CHASSISD\_FCHIP\_SIB\_NOT\_STARTED

---

<b>System Log Message</b>	Unable to start <i>fru-name fru-slot</i> because F chips were not initialized
<b>Description</b>	The indicated Switch Interface Board (SIB) did not start because the F chips on it were not initialized.
<b>Type</b>	Error: An error occurred
<b>Severity</b>	error
<b>Facility</b>	LOG_DAEMON
<b>Action</b>	Contact your technical support representative.

## CHASSISD\_FCHIP\_VERSION\_ERROR

---

<b>System Log Message</b>	F chip <i>fchip-id</i> : part number ( <i>part-number</i> ) and version ( <i>version</i> ) were invalid
<b>Description</b>	The indicated part number and version detected for the indicated F chip were not valid values.
<b>Type</b>	Error: An error occurred
<b>Severity</b>	error

Facility LOG\_DAEMON

---

## CHASSISD\_FEB\_REVERSION

---

**System Log Message** Reversion from FEB *fru-slot* to FEB *slot*

**Description** The chassis daemon (chassisd) reverted to the indicated FEB from the specified FEB.

**Type** Event: This message reports an event, not an error

**Severity** error

**Facility** LOG\_DAEMON

---

## CHASSISD\_FEB\_SWITCHOVER

---

**System Log Message** Switchover from FEB *fru-slot* to FEB *slot*

**Description** The chassis daemon (chassisd) switched to the indicated FEB from the specified FEB.

**Type** Event: This message reports an event, not an error

**Severity** error

**Facility** LOG\_DAEMON

---

## CHASSISD\_FHSR\_READ\_REG\_ERROR

---

**System Log Message** Fchip: fhsr\_read() failed at address *address*

**Description** The high-speed receiver (HSR) read routine failed at the indicated address on an F-chip register.

**Type** Error: An error occurred

**Severity** error

**Facility** LOG\_DAEMON

**Action** Contact your technical support representative. For more information, see [KB18802](#).

---

## CHASSISD\_FHSR\_WRITE\_REG\_ERROR

---

**System Log Message** Fchip: fhsr\_write() of value *value* failed at address *address*

**Description** The high-speed receiver (HSR) write routine could not record the indicated value at the indicated address on an F-chip register.

**Type** Error: An error occurred

**Severity** error

**Facility** LOG\_DAEMON

**Action** For more information, see [KB18803](#).

## CHASSISD\_FHST\_READ\_REG\_ERROR

---

<b>System Log Message</b>	Fchip: fhst_read() failed at address <i>address</i>
<b>Description</b>	The high-speed transmitter (HST) read routine failed at the indicated address on an F-chip register.
<b>Type</b>	Error: An error occurred
<b>Severity</b>	error
<b>Facility</b>	LOG_DAEMON
<b>Action</b>	Contact your technical support representative. For more information, see <a href="#">KB18804</a> .

## CHASSISD\_FHST\_WRITE\_REG\_ERROR

---

<b>System Log Message</b>	Fchip: fhst_write() of value <i>value</i> failed at address <i>address</i>
<b>Description</b>	The high-speed transmitter (HST) write routine could not record the indicated value at the indicated address on an F-chip register.
<b>Type</b>	Error: An error occurred
<b>Severity</b>	error
<b>Facility</b>	LOG_DAEMON
<b>Action</b>	For more information, see <a href="#">KB18805</a> .

## CHASSISD\_FILE\_OPEN

---

<b>System Log Message</b>	File open: <i>filename</i> , error: <i>error-code</i> -- <i>error-message</i>
<b>Description</b>	The chassis process (chassisd) could not open the indicated file for the indicated reason.
<b>Type</b>	Error: An error occurred
<b>Severity</b>	critical
<b>Facility</b>	LOG_DAEMON
<b>Action</b>	For more information, see <a href="#">KB18806</a> .

## CHASSISD\_FILE\_STAT

---

<b>System Log Message</b>	File stat: <i>filename</i> , error: <i>error-code</i> -- <i>error-message</i>
<b>Description</b>	The chassis process (chassisd) could not open the indicated file because it could not obtain its status.
<b>Type</b>	Error: An error occurred
<b>Severity</b>	error
<b>Facility</b>	LOG_DAEMON

## CHASSISD\_FM\_ACTION\_FPC\_OFFLINE

---

<b>System Log Message</b>	FPC <i>fpc-slot</i> offline initiated to attempt healing of the fabric down condition.
<b>Description</b>	The chassis process took the indicated FPC offline in an attempt to heal a fabric down condition, which caused the router to be incapable of carrying traffic.
<b>Type</b>	Event: This message reports an event, not an error
<b>Severity</b>	notice
<b>Facility</b>	LOG_DAEMON
<b>Action</b>	Contact your technical support representative.

## CHASSISD\_FM\_ACTION\_FPC\_ONLINE

---

<b>System Log Message</b>	FPC <i>fpc-slot</i> online initiated to attempt healing of the fabric down condition.
<b>Description</b>	The chassis process put the indicated FPC online in an attempt to heal a fabric down condition, which caused the router to be incapable of carrying traffic.
<b>Type</b>	Event: This message reports an event, not an error
<b>Severity</b>	notice
<b>Facility</b>	LOG_DAEMON
<b>Action</b>	Contact your technical support representative.

## CHASSISD\_FM\_ACTION\_FPC\_POWER\_OFF

---

<b>System Log Message</b>	FPC <i>fpc-slot</i> power off initiated to take down interfaces since the FPC is incapable of forwarding traffic due to the fabric down condition.
<b>Description</b>	The chassis process powered off the indicated FPC to take down the FPC's interfaces and signal neighboring routers that the router is incapable of carrying traffic on the indicated FPC.
<b>Type</b>	Event: This message reports an event, not an error
<b>Severity</b>	error
<b>Facility</b>	LOG_DAEMON
<b>Action</b>	Contact your technical support representative.

## CHASSISD\_FM\_ACTION\_FPC\_RESTART

---

<b>System Log Message</b>	FPC <i>fpc-slot</i> restart initiated to attempt healing of the fabric down condition.
<b>Description</b>	The chassis process restarted the indicated FPC in an attempt to heal a fabric down condition, which caused the router to be incapable of carrying traffic.
<b>Type</b>	Event: This message reports an event, not an error

**Severity** notice  
**Facility** LOG\_DAEMON  
**Action** Contact your technical support representative.

---

### CHASSISD\_FM\_ACTION\_PLANE\_OFFLINE

---

**System Log Message** Fabric plane *sib-plane* offline initiated to attempt healing of the fabric down condition.

**Description** The chassis process took the indicated fabric plane offline in an attempt to heal a fabric down condition, which caused the router to be incapable of carrying traffic.

**Type** Event: This message reports an event, not an error

**Severity** notice  
**Facility** LOG\_DAEMON  
**Action** Contact your technical support representative.

---

### CHASSISD\_FM\_ACTION\_PLANE\_ONLINE

---

**System Log Message** Fabric plane *sib-plane* online initiated to attempt healing of the fabric down condition.

**Description** The chassis process put the indicated fabric plane online in an attempt to heal a fabric down condition, which caused the router to be incapable of carrying traffic.

**Type** Event: This message reports an event, not an error

**Severity** notice  
**Facility** LOG\_DAEMON  
**Action** Contact your technical support representative.

---

### CHASSISD\_FM\_BAD\_STATE

---

**System Log Message** *function-name*: unexpected state *statetype* for SIB#*sib-slot*

**Description** The indicated function failed because it encountered the indicated type of unexpected internal state with respect to the indicated Switch Interface Board (SIB).

**Type** Error: An error occurred

**Severity** error  
**Facility** LOG\_DAEMON  
**Action** Contact your technical support representative.

---

### CHASSISD\_FM\_DETECT\_PLANES\_DOWN

---

**System Log Message** All fabric planes in the system have gone down after interfaces have been created. If no fabric planes come online in *elapsed-time* seconds, actions will be taken to address the fabric down condition.

<b>Description</b>	The chassis process detected all the fabric planes went down after interfaces were created and the router is not capable of carrying traffic coming in through the interfaces.
<b>Type</b>	Error: An error occurred
<b>Severity</b>	error
<b>Facility</b>	LOG_DAEMON
<b>Action</b>	Contact your technical support representative.

---

## CHASSISD\_FM\_DETECT\_UNREACHABLE

---

<b>System Log Message</b>	Some fabric destinations PFEs in the system have become unreachable after interfaces have been created. If the unreachable PFE destinations are not fixed in <i>elapsed-time</i> seconds, actions will be taken to address the fabric down condition.
<b>Description</b>	The chassis process detected that some Packet Forwarding Engine (PFE) destinations had become unreachable after interfaces were created, and the router is not capable of carrying traffic to the unreachable PFE destinations on the interfaces.
<b>Type</b>	Error: An error occurred
<b>Severity</b>	error
<b>Facility</b>	LOG_DAEMON
<b>Action</b>	Contact your technical support representative.

---

## CHASSISD\_FM\_ERROR

---

<b>System Log Message</b>	<i>function-name: error-message</i> (SIB# <i>sib-slot</i> , Packet Forwarding Engine <i>pfe</i> on FPC <i>fpc-slot</i> )
<b>Description</b>	During execution of the indicated fabric management routine, the indicated error occurred between the indicated Switch Interface Board (SIB) and the indicated Packet Forwarding Engine on the indicated Flexible PIC Concentrator (FPC).
<b>Type</b>	Error: An error occurred
<b>Severity</b>	error
<b>Facility</b>	LOG_DAEMON
<b>Action</b>	Contact your technical support representative. For more information, see <a href="#">KB18807</a> .

---

## CHASSISD\_FM\_ERROR\_CLOS\_F13\_HSR

---

<b>System Log Message</b>	FM: <i>error-message</i> errors occurred on link from F2- <i>f2-sib_SF</i> from- <i>fchip_s-port</i> to F13SIBto- <i>sfc-sib_SF3_to-fchip_d-port</i> on plane <i>sib-plane</i>
<b>Description</b>	In a Tx-Plus routing matrix, packets traverse both electrical and optical media as they travel between the Switch Interface Boards (SIBs) in the T1600 routing nodes (called ST-SIB-Ls) and the SIBs in the TX Matrix Plus platform (called F13SIBs and F2S-SIBs). The chassis process (chassisd) on the SFC routing node detected an error in the electrical



path between the indicated port on the indicated F2SIB and F13SIB on the indicated plane.

<b>Type</b>	Error: An error occurred
<b>Severity</b>	error
<b>Facility</b>	LOG_DAEMON
<b>Action</b>	Contact your technical support representative.

### CHASSISD\_FM\_ERROR\_CLOS\_F13\_HST

---

**System Log Message** FM: *error-message* errors occurred on link from F13SIB*from-sfc-sib\_SF1\_from-fchip\_s-port* to F2-*f2-sib\_SFto-fchip\_d-port* on plane *sib-plane*

**Description** In a Tx-Plus routing matrix, packets traverse both electrical and optical media as they travel between the Switch Interface Boards (SIBs) in the T1600 routing nodes (called ST-SIB-Ls) and the SIBs in the TX Matrix Plus platform (called F13SIBs and F2S-SIBs). The chassis process (chassisd) on the SFC routing node detected an error in the transmit electrical path between the indicated port on the indicated F13SIB and F2SIB on the indicated plane.

<b>Type</b>	Error: An error occurred
<b>Severity</b>	error
<b>Facility</b>	LOG_DAEMON
<b>Action</b>	Contact your technical support representative.

### CHASSISD\_FM\_ERROR\_CLOS\_F2\_HSR

---

**System Log Message** FM: *error-message* errors occurred on link from F13SIB*from-sfc-sib\_SF1\_from-fchip\_s-port* to *f2-sib\_SFto-fchip\_d-port* on plane *sib-plane*

**Description** In a Tx-Plus routing matrix, packets traverse both electrical and optical media as they travel between the Switch Interface Boards (SIBs) in the T1600 routing nodes (called ST-SIB-Ls) and the SIBs in the TX Matrix Plus platform (called F13SIBs and F2S-SIBs). The chassis process (chassisd) on the SFC routing node detected an error in the electrical path between the indicated port on the indicated F2SIB and F13SIB on the indicated plane.

<b>Type</b>	Error: An error occurred
<b>Severity</b>	error
<b>Facility</b>	LOG_DAEMON
<b>Action</b>	Contact your technical support representative.

## CHASSISD\_FM\_ERROR\_CLOS\_F2\_HST

---

<b>System Log Message</b>	FM: <i>error-message</i> errors occurred on link from <i>f2-sib_SFfrom-fchip_s-port</i> to <i>F13SIBto-sfc-sib_SF1_to-fchip_d-port</i> on plane <i>sib-plane</i>
<b>Description</b>	In a Tx-Plus routing matrix, packets traverse both electrical and optical media as they travel between the Switch Interface Boards (SIBs) in the T1600 routing nodes (called ST-SIB-Ls) and the SIBs in the TX Matrix Plus platform (called F13SIBs and F2S-SIBs). The chassis process (chassisd) on the SFC routing node detected an error in the transmit electrical path between the indicated port on the indicated F2SIB and F13SIB on the indicated plane.
<b>Type</b>	Error: An error occurred
<b>Severity</b>	error
<b>Facility</b>	LOG_DAEMON
<b>Action</b>	Contact your technical support representative.

## CHASSISD\_FM\_ERROR\_F13\_FB\_HSR\_TXP

---

<b>System Log Message</b>	<i>error-message</i> errors on LCC <i>lcc_FPCfpc-slot_pfe</i> link via <i>ST_SIB_Lfrom-lcc-sib_FBfiber-bundle</i> to <i>F13SIBto-sfc-sib</i>
<b>Description</b>	In a Tx-Plus routing matrix, packets traverse both electrical and optical media as they travel between the Switch Interface Boards (SIBs) in the T1600 routing nodes (called ST-SIB-Ls) and the SIBs in the TX Matrix Plus platform (called F13SIBs and F2S-SIBs). The chassis process (chassisd) on the routing node that houses the indicated F13SIB detected an error in the electrical path between the indicated ports on the F13SIB and the indicated ST-SIB-L on the indicated LCC.
<b>Type</b>	Error: An error occurred
<b>Severity</b>	error
<b>Facility</b>	LOG_DAEMON
<b>Action</b>	Contact your technical support representative.

## CHASSISD\_FM\_ERROR\_F13\_FB\_RX\_VC

---

<b>System Log Message</b>	<i>error-message</i> on F13SIB <i>from-sfc-sib_FBfiber-bundle</i> VCSEL <i>vcsel</i> Channel <i>vcsel-channel</i> connected from LCC <i>lcc</i> SIB <i>L to-lcc-sib</i>
<b>Description</b>	In a Tx-Plus routing matrix, packets traverse both electrical and optical media as they travel between the Switch Interface Boards (SIBs) in the T1600 routing nodes (called ST-SIB-Ls) and the SIBs in the TX Matrix Plus platform (called F13SIBs and F2S-SIBs). The chassis process (chassisd) on the routing node that houses the indicated F13SIB detected the indicated error as packets that were traveling in the in the optical media from the indicated ST-SIB-L on the indicated LCC.
<b>Type</b>	Error: An error occurred

<b>Severity</b>	error
<b>Facility</b>	LOG_DAEMON
<b>Action</b>	Contact your technical support representative.

---

### CHASSISD\_FM\_ERROR\_F13\_FB\_TXP

---

<b>System Log Message</b>	<i>F13SIBsib-slot_FB_fiber-bundle LCC lcc ST_SIB_Lto-lcc-sib is error-message</i>
<b>Description</b>	In a Tx-Plus routing matrix, the fiber-optic cable between each Switch Interface Board in a T1600 routing node (called a ST-SIB-L) must connect to a specific SIB port on the TX-Plus Matrix platform (called a F13SIB). The cable connected at the indicated F13SIB had the indicated error.
<b>Type</b>	Error: An error occurred
<b>Severity</b>	error
<b>Facility</b>	LOG_DAEMON
<b>Action</b>	Contact your technical support representative.

---

### CHASSISD\_FM\_ERROR\_F13\_FB\_TX\_VC

---

<b>System Log Message</b>	<i>error-message on F13SIBfrom-sfc-sib_FBfiber-bundle VCSEL vcsel Channel vcsel-channel connected to LCC lcc SIB_L to-lcc-sib</i>
<b>Description</b>	In a Tx-Plus routing matrix, packets traverse both electrical and optical media as they travel between the Switch Interface Boards (SIBs) in the T1600 routing nodes (called ST-SIB-Ls) and the SIBs in the TX Matrix Plus platform (called F13SIBs and F2S-SIBs). The chassis process (chassisd) on the routing node that houses the indicated F13SIB detected the indicated error as packets that were traveling in the indicated direction were translated between electrical and optical media.
<b>Type</b>	Error: An error occurred
<b>Severity</b>	error
<b>Facility</b>	LOG_DAEMON
<b>Action</b>	Contact your technical support representative.

---

### CHASSISD\_FM\_ERROR\_F13\_VC\_PWR

---

<b>System Log Message</b>	<i>FM: High power difference at F13SIBfrom-sfc-sib_FBfiber-bundle VCSEL vcsel Channel vcsel-channel connected to LCC lcc SIB_Lsib-slot</i>
<b>Description</b>	In a Tx-Plus routing matrix, packets traverse both electrical and optical media as they travel between the Switch Interface Boards (SIBs) in the T1600 routing nodes (called ST-SIB-Ls) and the SIBs in the TX Matrix Plus platform (called F13SIBs and F2S-SIBs). The chassis process (chassisd) on the SFC routing node that houses the indicated F13SIB detected higher than configured receive power difference levels on the indicated fiber-bundles connected to the indicated LCC ST-SIB-L.

<b>Type</b>	Error: An error occurred
<b>Severity</b>	error
<b>Facility</b>	LOG_DAEMON
<b>Action</b>	Contact your technical support representative.

---

### CHASSISD\_FM\_ERROR\_SIB\_L\_FB\_HSR

---

<b>System Log Message</b>	FM: HSR error occurred on link from SIB-S port F( <i>s-row,s-port</i> ) to SIB-L# <i>sib-slot</i> port F( <i>l-row,l-port</i> )
<b>Description</b>	In a routing matrix, packets traverse both electrical and optical media as they travel between the Switch Interface Boards (SIBs) in the T640 routing nodes (called SIB-Ls) and the SIBs in the TX Matrix platform (called SIB-Ss). The chassis process (chassisd) on the routing node that houses the indicated SIB-L detected an error in the electrical path between the indicated ports on the SIB-L and the corresponding SIB-S.
<b>Type</b>	Error: An error occurred
<b>Severity</b>	error
<b>Facility</b>	LOG_DAEMON
<b>Action</b>	Contact your technical support representative. For more information, see <a href="#">KB18808</a> .

---

### CHASSISD\_FM\_ERROR\_SIB\_L\_FB\_RX\_VC

---

<b>System Log Message</b>	<i>error-message</i> on LCC <i>lcc</i> SIB_L <i>from-lcc-sib_FB</i> <i>fiber-bundle</i> VCSEL <i>vcsel</i> Channel <i>vcsel-channel</i> connected to F13SIB <i>to-sfc-sib</i>
<b>Description</b>	In a Tx-Plus routing matrix, packets traverse both electrical and optical media as they travel between the Switch Interface Boards (SIBs) in the T1600 routing nodes (called ST-SIB-Ls) and the SIBs in the TX Matrix Plus platform (called F13SIBs and F2S-SIBs). The chassis process (chassisd) on the routing node that houses the indicated ST-SIB-L detected the indicated error as packets that were traveling in the optical media.
<b>Type</b>	Error: An error occurred
<b>Severity</b>	error
<b>Facility</b>	LOG_DAEMON
<b>Action</b>	Contact your technical support representative.

---

### CHASSISD\_FM\_ERROR\_SIB\_L\_FB\_SMF

---

<b>System Log Message</b>	FM: <i>error-message</i> error occurred on link <i>to-from-sib</i> SIB-L# <i>sib-slot</i> <i>to-from-scc</i> SCC
<b>Description</b>	In a routing matrix, packets traverse both electrical and optical media as they travel between the Switch Interface Boards (SIBs) in the TX Matrix platform (the switch-card chassis, or SCC) and the SIBs in the T640 routing nodes (called SIB-Ls). The chassis process (chassisd) on the routing node that houses the indicated SIB-L detected the

indicated error as packets that were traveling in the indicated direction were translated between electrical and optical media.

<b>Type</b>	Error: An error occurred
<b>Severity</b>	error
<b>Facility</b>	LOG_DAEMON
<b>Action</b>	Contact your technical support representative. For more information, see <a href="#">KB18809</a> .

---

### CHASSISD\_FM\_ERROR\_SIB\_L\_FB\_TXP

---

<b>System Log Message</b>	<i>LCC lcc ST-SIB-L:sib-slot Fiber-bundle:fiber-bundle is error-message</i>
<b>Description</b>	In a Tx-Plus routing matrix, the fiber-optic cable between each Switch Interface Board in a T1600 routing node (called a ST-SIB-L) must connect to a specific SIB port on the TX-Plus Matrix platform (called a F13SIB). The cable connected at the indicated ST-SIB-L had the indicated error.
<b>Type</b>	Error: An error occurred
<b>Severity</b>	error
<b>Facility</b>	LOG_DAEMON
<b>Action</b>	Contact your technical support representative.

---

### CHASSISD\_FM\_ERROR\_SIB\_L\_FB\_TX\_VC

---

<b>System Log Message</b>	<i>error-message on LCC lcc SIB_Lfrom-lcc-sib_FBfiber-bundle VCSEL vcsel Channel vcsel-channel connected to F13SIBto-sfc-sib</i>
<b>Description</b>	In a Tx-Plus routing matrix, packets traverse both electrical and optical media as they travel between the Switch Interface Boards (SIBs) in the T1600 routing nodes (called ST-SIB-Ls) and the SIBs in the TX Matrix Plus platform (called F13SIBs and F2S-SIBs). The chassis process (chassisd) on the routing node that houses the indicated ST-SIB-L detected the indicated error as packets that were traveling in the indicated direction were translated between electrical and optical media.
<b>Type</b>	Error: An error occurred
<b>Severity</b>	error
<b>Facility</b>	LOG_DAEMON
<b>Action</b>	Contact your technical support representative.

---

### CHASSISD\_FM\_ERROR\_SIB\_L\_HSR\_PFE

---

<b>System Log Message</b>	<i>FM: error-message on LCC:lcc FPCfpc-slot_pfe link to ST-SIB-Lto-lcc-sib_fchip-id</i>
<b>Description</b>	In a Tx-Plus routing matrix, packets traverse both electrical and optical media as they travel between the Switch Interface Boards (SIBs) in the T1600 routing nodes (called ST-SIB-Ls) and the SIBs in the TX Matrix Plus platform (called F13SIBs and F2S-SIBs).

The chassis process (chassisd) on the routing node that houses the indicated ST-SIB-L detected an error in the electrical path between the indicated ST-SIB-L and the indicated PFE on the FPC.

<b>Type</b>	Error: An error occurred
<b>Severity</b>	error
<b>Facility</b>	LOG_DAEMON
<b>Action</b>	Contact your technical support representative.

---

### CHASSISD\_FM\_ERROR\_SIB\_L\_HSR\_TXP

---

**System Log Message** FM: *error-message* on LCC:lcc FPCfpc-slot\_pfe link connected by ST-SIB-Lfrom-lcc-sib\_fchip-id\_s-port\_FBfiber-bundle to F13SIBto-sfc-sib

**Description** In a Tx-Plus routing matrix, packets traverse both electrical and optical media as they travel between the Switch Interface Boards (SIBs) in the T1600 routing nodes (called ST-SIB-Ls) and the SIBs in the TX Matrix Plus platform (called F13SIBs and F2S-SIBs). The chassis process (chassisd) on the routing node that houses the indicated ST-SIB-L detected an error in the electrical path between the indicated ports on the SIB-L and the corresponding F13SIB.

<b>Type</b>	Error: An error occurred
<b>Severity</b>	error
<b>Facility</b>	LOG_DAEMON
<b>Action</b>	Contact your technical support representative.

---

### CHASSISD\_FM\_ERROR\_SIB\_L\_MISMATCH

---

**System Log Message** FM: fiber cable from SIB-L#sib-slot possibly connected to wrong SIB-S

**Description** In a routing matrix, the fiber-optic cable between each Switch Interface Board in a T640 routing node (called a SIB-L) must connect to a specific SIB port on the TX Matrix platform (called a SIB-S). The cable originating at the indicated SIB-L was possibly plugged into the wrong SIB-S port or wrong SIB-S.

<b>Type</b>	Error: An error occurred
<b>Severity</b>	error
<b>Facility</b>	LOG_DAEMON
<b>Action</b>	Contact your technical support representative.

---

### CHASSISD\_FM\_ERROR\_SIB\_L\_VC\_PWR

---

**System Log Message** FM: High power difference at LCC lcc SIB\_Lsib-slot\_FBfiber-bundle VCSEL vcse1 Channel vcse1-channel connected to F13SIBfrom-sfc-sib

<b>Description</b>	In a Tx-Plus routing matrix, packets traverse both electrical and optical media as they travel between the Switch Interface Boards (SIBs) in the T1600 routing nodes (called ST-SIB-Ls) and the SIBs in the TX Matrix Plus platform (called F13SIBs and F2S-SIBs). The chassis process (chassisd) on the routing node that houses the indicated ST-SIB-L detected higher than configured receive power levels on the indicated fiber-bundles connected to the indicated LCC ST-SIB-L.
<b>Type</b>	Error: An error occurred
<b>Severity</b>	error
<b>Facility</b>	LOG_DAEMON
<b>Action</b>	Contact your technical support representative.

### CHASSISD\_FM\_ERROR\_SIB\_S\_FB\_HSR

<b>System Log Message</b>	FM: HSR error occurred on link from LCC <i>lcc</i> SIB-L port F( <i>l-row,l-port</i> ) to SIB-S# <i>sib-slot</i> port F( <i>s-row,s-port</i> )
<b>Description</b>	In a routing matrix, packets traverse both electrical and optical media as they travel between the Switch Interface Boards (SIBs) in the TX Matrix platform (called SIB-Ss) and the SIBs in the T640 routing nodes (called SIB-Ls). The chassis process (chassisd) on the TX Matrix platform detected an error in the electrical path between the indicated port on the indicated SIB-S and the indicated port on a SIB-L installed in the indicated routing node (line-card chassis, or LCC).
<b>Type</b>	Error: An error occurred
<b>Severity</b>	error
<b>Facility</b>	LOG_DAEMON
<b>Action</b>	Contact your technical support representative. For more information, see <a href="#">KB18810</a> .

### CHASSISD\_FM\_ERROR\_SIB\_S\_FB\_SMF

<b>System Log Message</b>	FM: <i>error-message</i> error occurred on link <i>to-from-sib-s</i> SIB-S# <i>sib-slot</i> <i>to-from-lcc</i> LCC <i>lcc</i>
<b>Description</b>	In a routing matrix, packets traverse both electrical and optical media as they travel between the Switch Interface Boards (SIBs) in the TX Matrix platform (called SIB-Ss) and the SIBs in the T640 routing nodes (line-card chassis, or LCCs). The chassis process (chassisd) on the TX Matrix platform detected the indicated error as packets that were traveling to or from the indicated LCC were translated between electrical and optical media.
<b>Type</b>	Error: An error occurred
<b>Severity</b>	error
<b>Facility</b>	LOG_DAEMON
<b>Action</b>	Contact your technical support representative. For more information, see <a href="#">KB18811</a> .

## CHASSISD\_FM\_FABRIC\_DEGRADED

---

<b>System Log Message</b>	DPCs are seeing grant timeouts; System is blackholing Need to attempt fabric healing. Action will be taken after <i>elapsed-time</i> seconds, to address the fabric down condition.
<b>Description</b>	The chassis process detected that the fabric planes are functioning at a degraded capacity and the router is not capable of carrying traffic coming in through the interfaces.
<b>Type</b>	Error: An error occurred
<b>Severity</b>	error
<b>Facility</b>	LOG_DAEMON
<b>Action</b>	Contact your technical support representative.

## CHASSISD\_FM\_MEMORY\_ERROR

---

<b>System Log Message</b>	<i>function-name</i> : unable to allocate memory; <i>error-message</i>
<b>Description</b>	The chassis process (chassisd) could not allocate memory for a fabric operation.
<b>Type</b>	Error: An error occurred
<b>Severity</b>	warning
<b>Facility</b>	LOG_DAEMON
<b>Action</b>	Contact your technical support representative.

## CHASSISD\_FM\_SIB\_ERROR

---

<b>System Log Message</b>	Fabric management error for SIB <i>sib-slot</i> : <i>error-message</i>
<b>Description</b>	The chassis process (chassisd) detected the indicated type of error on the indicated Switch Interface Board (SIB) and performed the indicated action.
<b>Type</b>	Error: An error occurred
<b>Severity</b>	error
<b>Facility</b>	LOG_DAEMON
<b>Action</b>	Contact your technical support representative. For more information, see <a href="#">KB18812</a> .

## CHASSISD\_FM\_SIB\_FPC\_TYPE\_ERROR

---

<b>System Log Message</b>	SIB <i>sib-slot</i> does not support features required for FPC Type 4
<b>Description</b>	The indicated Switch Interface Board (SIB) does not support features required by the Flexible PIC Concentrator (FPC) Type 4.
<b>Type</b>	Error: An error occurred
<b>Severity</b>	error



**Facility** LOG\_DAEMON

**Action** Contact your technical support representative.

---

## CHASSISD\_FPC\_NOT\_FOUND

---

**System Log Message** *function-name*: unable to find FPC for PIC attachment operation

**Description** The chassis process (chassisd) attempted to bring a Physical Interface Card (PIC) online, but could not find the Flexible PIC Concentrator (FPC) that houses it.

**Type** Error: An error occurred

**Severity** warning

**Facility** LOG\_DAEMON

**Action** Contact your technical support representative.

---

## CHASSISD\_FPC\_PIC\_DETECT\_TIMEOUT

---

**System Log Message** *function-name*: PIC detection on FPC *fpc-slot* timed out

**Description** The chassis process (chassisd) expects to receive notification within a timeout period that each Flexible PIC Concentrator (FPC) has attached the Physical Interface Cards (PICs) that it houses. It did not receive notification from the indicated FPC.

**Type** Error: An error occurred

**Severity** error

**Facility** LOG\_DAEMON

**Action** Contact your technical support representative. For more information, see [KB18813](#).

---

## CHASSISD\_FPC\_TYPE\_SIB\_TYPE\_ERROR

---

**System Log Message** Installed SIB type (SIB-I8-F16) does not support features required by FPC *fpc-slot*

**Description** The indicated Flexible PIC Concentrator (FPC) is Type 4, which is not supported by Switch Interface Board (SIB) type SIB-I8-F16.

**Type** Error: An error occurred

**Severity** error

**Facility** LOG\_DAEMON

**Action** Contact your technical support representative.

---

## CHASSISD\_FRU\_ALREADY\_OFFLINE

---

**System Log Message** *fru-name fru-slot* already offline

**Description** The chassis process (chassisd) received a request to take the indicated component (field-replaceable unit, or FRU) offline, but the FRU was already offline.

<b>Type</b>	Event: This message reports an event, not an error
<b>Severity</b>	error
<b>Facility</b>	LOG_DAEMON

---

## CHASSISD\_FRU\_ALREADY\_ONLINE

---

<b>System Log Message</b>	Received request to bring <i>fru-name fru-slot</i> online; it was already online
<b>Description</b>	The chassis process (chassisd) received a request to bring the indicated component (field-replaceable unit, or FRU) online, but the FRU was already online.
<b>Type</b>	Event: This message reports an event, not an error
<b>Severity</b>	warning
<b>Facility</b>	LOG_DAEMON

---

## CHASSISD\_FRU\_EVENT

---

<b>System Log Message</b>	<i>function-name: state fru-name fru-slot</i>
<b>Description</b>	The state of the indicated component (field-replaceable unit, or FRU) changed as indicated.
<b>Type</b>	Event: This message reports an event, not an error
<b>Severity</b>	notice
<b>Facility</b>	LOG_DAEMON

---

## CHASSISD\_FRU\_FIRE\_TEMP\_CONDITION

---

<b>System Log Message</b>	<i>fru-name fru-slot sensor temperature temperature over threshold degrees C (message);</i> routing platform will shut down in <i>duration</i> seconds if condition persists
<b>Description</b>	The temperature of the specified component (field-replaceable unit, or FRU) exceeded the indicated temperature, which is the upper of two thresholds. The fans (and impellers, if applicable) that were cooling this FRU were in the indicated state. If the temperature does not go below the threshold within four seconds after the chassis process (chassisd) detects this condition, the chassisd process shuts down the routing platform. When this message was logged, the indicated number of seconds remained before shutdown.
<b>Type</b>	Error: An error occurred
<b>Severity</b>	error
<b>Facility</b>	LOG_DAEMON
<b>Action</b>	Increase cooling in the area around the chassis.

---

## CHASSISD\_FRU\_HIGH\_TEMP\_CONDITION

---

<b>System Log Message</b>	<i>fru-name fru-slot sensor temperature temperature over threshold degrees C (message)</i>
---------------------------	--

<b>Description</b>	The temperature of the specified component (field-replaceable unit, or FRU) exceeded the indicated temperature, which is the lower of two thresholds. The fans (and impellers, if applicable) that were cooling this FRU were in the indicated state. The chassis process (chassisd) increased the speed of all functioning fans (and impellers) that were cooling this component to full speed.
<b>Type</b>	Event: This message reports an event, not an error
<b>Severity</b>	error
<b>Facility</b>	LOG_DAEMON
<b>Action</b>	Increase cooling in the area around the chassis.

---

### CHASSISD\_FRU\_INVALID\_SLOT

---

<b>System Log Message</b>	FRU <i>fru-name</i> is not supported in current slot
<b>Description</b>	The chassis process (chassisd) detected that the indicated hardware component (field-replaceable unit, or FRU) was inserted in a slot that is not valid for that component type.
<b>Type</b>	Error: An error occurred
<b>Severity</b>	critical
<b>Facility</b>	LOG_DAEMON
<b>Action</b>	Contact your technical support representative. For more information, see <a href="#">KB18814</a> .

---

### CHASSISD\_FRU\_IO\_ERROR

---

<b>System Log Message</b>	<i>function-name: fru-name operation error: reason (error-message)</i>
<b>Description</b>	The chassis process (chassisd) could not perform the indicated I/O operation on the indicated component (field-replaceable unit, or FRU).
<b>Type</b>	Error: An error occurred
<b>Severity</b>	error
<b>Facility</b>	LOG_DAEMON
<b>Action</b>	Contact your technical support representative.

---

### CHASSISD\_FRU\_IO\_OFFSET\_ERROR

---

<b>System Log Message</b>	<i>function-name: fru-name operation error: reason 0xoffset (error-message)</i>
<b>Description</b>	The chassis process (chassisd) could not perform the indicated I/O operation at the indicated byte offset.
<b>Type</b>	Error: An error occurred
<b>Severity</b>	error

**Facility** LOG\_DAEMON

**Action** Contact your technical support representative.

---

## CHASSISD\_FRU\_IPC\_WRITE\_ERROR

---

**System Log Message** *function-name: FRU fru-name, errno error-code, error-message*

**Description** The chassis process (chassisd) could not send an interprocess communication (IPC) message to the indicated component (field-replaceable unit, or FRU) because of the indicated error.

**Type** Error: An error occurred

**Severity** warning

**Facility** LOG\_DAEMON

---

## CHASSISD\_FRU\_OFFLINE\_FAILED

---

**System Log Message** Unable to take *fru-name fru-slot* offline because FRU sequencer is active: *reason*

**Description** The chassis process (chassisd) could not take the indicated component (field-replaceable unit, or FRU) offline for the indicated reason.

**Type** Event: This message reports an event, not an error

**Severity** notice

**Facility** LOG\_DAEMON

---

## CHASSISD\_FRU\_OFFLINE\_NOTICE

---

**System Log Message** Taking *fru-name fru-slot* offline: *reason*

**Description** The chassis process (chassisd) took the indicated component (field-replaceable unit, or FRU) offline for the indicated reason.

**Type** Event: This message reports an event, not an error

**Severity** notice

**Facility** LOG\_DAEMON

---

## CHASSISD\_FRU\_OFFLINE\_TIMEOUT

---

**System Log Message** Offline request timed out; *fru-name fru-slot* restarted

**Description** The indicated component (field-replaceable unit, or FRU) did not go offline within the time period that is normally sufficient for synchronized shutdown. After generating this message, the chassis process (chassisd) tried several times to take the FRU offline and powered it down if all attempts failed.

**Type** Event: This message reports an event, not an error

**Severity** warning

Facility LOG\_DAEMON

---

## CHASSISD\_FRU\_ONLINE\_TIMEOUT

---

**System Log Message** *function-name: attempt to bring fru-name fru-slot online timed out*

**Description** The indicated component (field-replaceable unit, or FRU) did not come online within the time that is normally sufficient. After generating this message, the chassis process (chassisd) tried to bring the FRU online several more times. If all attempts failed, the chassisd process raised an alarm and left the FRU offline.

**Type** Event: This message reports an event, not an error

**Severity** error

**Facility** LOG\_DAEMON

---

## CHASSISD\_FRU\_OVER\_TEMP\_CONDITION

---

**System Log Message** *fru-name fru-slot sensor temperature temperature over threshold degrees C (message); FRU will shut down in duration seconds if condition persists*

**Description** The temperature of the specified component (field-replaceable unit, or FRU) exceeded the indicated temperature, which is the upper of two thresholds. The fans (and impellers, if applicable) that were cooling this FRU were in the indicated state. If the temperature does not go below the threshold within four minutes after the chassis process (chassisd) detects this condition, the chassisd process shuts down the FRU or all FRUs in the same cooling zone. When this message was logged, the indicated number of seconds remained before shutdown.

**Type** Error: An error occurred

**Severity** error

**Facility** LOG\_DAEMON

**Action** Increase cooling in the area around the chassis.

---

## CHASSISD\_FRU\_STEP\_ERROR

---

**System Log Message** *fru-name fru-slot at step step-number*

**Description** The power-on sequence for the indicated component (field-replaceable unit, or FRU) failed at the indicated point.

**Type** Error: An error occurred

**Severity** error

**Facility** LOG\_DAEMON

---

## CHASSISD\_FRU\_UNRESPONSIVE

---

**System Log Message** Error for fru-name fru-slot: error-message; action

**Description** The chassis process (chassisd) tried to bring the indicated component (field-replaceable unit, or FRU) online, but the attempt failed in the indicated way. As a result, the chassisd process performed the indicated action.

**Type** Event: This message reports an event, not an error

**Severity** error

**Facility** LOG\_DAEMON

---

### CHASSISD\_FRU\_UNRESPONSIVE\_RETRY

---

**System Log Message** Attempt *count* to power on *fru-name fru-slot* timed out; restarted it

**Description** The chassis process (chassisd) tried the indicated number of times to bring the indicated component (field-replaceable unit, or FRU) online, but the attempts failed. In another attempt to bring the FRU online, the chassisd process issued the restart command for the FRU.

**Type** Event: This message reports an event, not an error

**Severity** error

**Facility** LOG\_DAEMON

---

### CHASSISD\_FRU\_UNSUPPORTED

---

**System Log Message** chassisd invalidated support for *fru-name fru-slot*

**Description** The chassis process (chassisd) invalidated support for the indicated component (field-replaceable unit, or FRU) during initialization.

**Type** Error: An error occurred

**Severity** warning

**Facility** LOG\_DAEMON

---

### CHASSISD\_FRU\_VERSION\_MISMATCH

---

**System Log Message** *component* version mismatch for *fru-name* -- expected *expected-value*, got *received-value*

**Description** The chassis process (chassisd) verifies that it supports the revision level or version of a component (field-replaceable unit, or FRU). The revision level for the indicated FRU was unsupported or otherwise invalid.

**Type** Event: This message reports an event, not an error

**Severity** error

**Facility** LOG\_DAEMON

**Action** Upgrade the FRU.

---

### CHASSISD\_GASIC\_ID\_ERROR

---

**System Log Message** Fchip: invalid SIB slot

<b>Description</b>	A routine tried to determine the identifier for an application-specific integrated circuit (ASIC) on a Switch Interface Board (SIB). The attempt failed, because the supplied SIB slot number was invalid.
<b>Type</b>	Error: An error occurred
<b>Severity</b>	error
<b>Facility</b>	LOG_DAEMON
<b>Action</b>	Contact your technical support representative.

---

### CHASSISD\_GBUS\_NOT\_READY

---

<b>System Log Message</b>	<i>function-name: fru-name</i> not ready for power up (RTIME_PWR_COND = 0xvalue)
<b>Description</b>	The GBUS was not ready when the chassis process (chassisd) first tried to power it on, and the power-up operation timed out.
<b>Type</b>	Error: An error occurred
<b>Severity</b>	error
<b>Facility</b>	LOG_DAEMON
<b>Cause</b>	The probable cause is hardware error.
<b>Action</b>	Contact your technical support representative. For more information, see <a href="#">KB18815</a> .

---

### CHASSISD\_GBUS\_READBACK\_ERROR

---

<b>System Log Message</b>	Readback error from GBUS for <i>fru-name fru-slot</i> ([0xgbus-address, 0xgbus-registers] -> 0xreturn-value)
<b>Description</b>	There was an error when the chassis process (chassisd) tried to read back information from the GBUS on the indicated component (field-replaceable unit, or FRU).
<b>Type</b>	Error: An error occurred
<b>Severity</b>	error
<b>Facility</b>	LOG_DAEMON
<b>Cause</b>	The probable cause is hardware error.
<b>Action</b>	Contact your technical support representative. For more information, see <a href="#">KB18816</a> .

---

### CHASSISD\_GBUS\_RESET\_EVENT

---

<b>System Log Message</b>	<i>fru-name#fru-slot - command</i>
<b>Description</b>	The chassis process (chassisd) reset the GBUS for the indicated component (field-replaceable unit, or FRU). This is a normal part of startup.

<b>Type</b>	Event: This message reports an event, not an error
<b>Severity</b>	warning
<b>Facility</b>	LOG_DAEMON

---

## CHASSISD\_GBUS\_SANITY\_ERROR

---

<b>System Log Message</b>	<i>function-name: fru-name fru-slot -- management bus failed sanity test</i>
<b>Description</b>	The chassis process (chassisd) checks its management GBUS with a set of test operations when it is started. The tests failed.
<b>Type</b>	Error: An error occurred
<b>Severity</b>	error
<b>Facility</b>	LOG_DAEMON
<b>Action</b>	Contact your technical support representative.

---

## CHASSISD\_GENERIC\_ERROR

---

<b>System Log Message</b>	<i>function-name: error-message</i>
<b>Description</b>	The chassis process (chassisd) detected the indicated error.
<b>Type</b>	Error: An error occurred
<b>Severity</b>	error
<b>Facility</b>	LOG_DAEMON
<b>Action</b>	Perform any corrective actions mentioned in the error message.

---

## CHASSISD\_GENERIC\_WARNING

---

<b>System Log Message</b>	<i>function-name: error-message</i>
<b>Description</b>	The chassis process (chassisd) generated the indicated warning message.
<b>Type</b>	Error: An error occurred
<b>Severity</b>	notice
<b>Facility</b>	LOG_DAEMON

---

## CHASSISD\_GETTIMEOFDAY

---

<b>System Log Message</b>	Unexpected error from gettimeofday: <i>error-code -- error-message</i>
<b>Description</b>	The chassis process (chassisd) could not obtain the time of day because of the indicated error.
<b>Type</b>	Error: An error occurred
<b>Severity</b>	warning



Facility LOG\_DAEMON

---

### CHASSISD\_GRES\_UNSUPP\_PIC

---

**System Log Message** Unable to enable graceful Routing Engine switchover; PIC does not support it

**Description** The chassis process (chassisd) could not enable graceful Routing Engine switchover because an installed PIC does not support it.

**Type** Error: An error occurred

**Severity** error

**Facility** LOG\_DAEMON

---

### CHASSISD\_HIGH\_TEMP\_CONDITION

---

**System Log Message** Chassis temperature over *temperature* degrees C (*message*)

**Description** The temperature of one or more components (field-replaceable units, or FRUs) exceeded the indicated temperature, which is the lower of two thresholds. The fans (and impellers, if applicable) were in the indicated state. The chassis process (chassisd) increased the speed of all functioning fans and impellers to full speed.

**Type** Event: This message reports an event, not an error

**Severity** warning

**Facility** LOG\_DAEMON

**Action** Increase cooling in the area around the chassis.

---

### CHASSISD\_HOST\_TEMP\_READ

---

**System Log Message** Error reading host temperature sensor

**Description** The chassis process (chassisd) could not read the temperature sensors on the routing platform.

**Type** Error: An error occurred

**Severity** notice

**Facility** LOG\_DAEMON

---

### CHASSISD\_HSR\_CONFIG\_READ\_ERROR

---

**System Log Message** *function-name*: unable to read configuration for HSR *identifier*

**Description** The indicated function could not read the configuration for the indicated high-speed receiver (HSR).

**Type** Error: An error occurred

**Severity** error

**Facility** LOG\_DAEMON

## CHASSISD\_HSR\_CONFIG\_WRITE\_ERROR

---

<b>System Log Message</b>	<i>function-name</i> : unable to write configuration for HSR <i>identifier</i>
<b>Description</b>	The indicated routine could not write to the configuration for the indicated high-speed receiver (HSR).
<b>Type</b>	Error: An error occurred
<b>Severity</b>	error
<b>Facility</b>	LOG_DAEMON

## CHASSISD\_HSR\_ELEMENTS\_ERROR

---

<b>System Log Message</b>	Provided number of HSR elements ( <i>count</i> ) was invalid
<b>Description</b>	The indicated routine for processing a certain number of high-speed receiver (HSR) elements failed, because the supplied number of elements was invalid.
<b>Type</b>	Error: An error occurred
<b>Severity</b>	error
<b>Facility</b>	LOG_DAEMON

## CHASSISD\_HSR\_FIFO\_ERROR

---

<b>System Log Message</b>	<i>function-name</i> : FIFO read failed for HSR <i>identifier</i>
<b>Description</b>	A first in, first out (FIFO) read error occurred during execution of the indicated routine on the indicated high-speed receiver (HSR).
<b>Type</b>	Error: An error occurred
<b>Severity</b>	error
<b>Facility</b>	LOG_DAEMON
<b>Action</b>	For more information, see <a href="#">KB18817</a> .

## CHASSISD\_I2CS\_READBACK\_ERROR

---

<b>System Log Message</b>	Readback error from I2C slave for <i>fru-name fru-slot</i> ([ <i>0xi2cs-address</i> , <i>0xoffset</i> ] -> <i>0xerror-code</i> )
<b>Description</b>	The chassis process (chassisd) could not read back information from the I2C slave (I2CS) about the indicated component (field-replaceable unit, or FRU).
<b>Type</b>	Error: An error occurred
<b>Severity</b>	error
<b>Facility</b>	LOG_DAEMON
<b>Cause</b>	The probable cause is hardware error.

**Action** Contact your technical support representative.

---

## CHASSISD\_I2C\_BAD\_IDEEPROM\_FORMAT

---

**System Log Message** Invalid IDEEPROM format for *fru-name*

**Description** The chassis process (chassisd) determined that the ID EEPROM format specified for the indicated type of hardware component (field-replaceable unit, or FRU) is not valid for it.

**Type** Error: An error occurred

**Severity** critical

**Facility** LOG\_DAEMON

**Action** Contact your technical support representative. For more information, see [KB18818](#).

---

## CHASSISD\_I2C\_FIC\_PRESENCE\_READ

---

**System Log Message** *function-name: fru-name* unable to get presence masks (*error-message*)

**Description** The chassis process (chassisd) could not read I2C data with presence information about the indicated component (field-replaceable unit, or FRU).

**Type** Error: An error occurred

**Severity** error

**Facility** LOG\_DAEMON

**Action** Contact your technical support representative.

---

## CHASSISD\_I2C\_GENERIC\_ERROR

---

**System Log Message** *function-name: error-message*

**Description** The indicated error occurred during an I2C access library operation.

**Type** Error: An error occurred

**Severity** error

**Facility** LOG\_DAEMON

**Action** Contact your technical support representative.

---

## CHASSISD\_I2C\_INVALID\_ASSEMBLY\_ID

---

**System Log Message** '0x*assembly-id*' is invalid value for *fru-name* assembly ID

**Description** The assembly ID for the indicated component (field-replaceable unit, or FRU) was not valid for its type.

**Type** Error: An error occurred

<b>Severity</b>	error
<b>Facility</b>	LOG_DAEMON
<b>Action</b>	Contact your technical support representative.

---

## CHASSISD\_I2C\_IOCTL\_FAILURE

---

<b>System Log Message</b>	<i>function-name: operation</i> ioctl failure for group <i>group-id</i> at address <i>0xaddress</i> ( <i>errno error-code</i> )
<b>Description</b>	The chassis process (chassisd) could not perform the indicated ioctl() operation on the I2C data for the indicated component (field-replaceable unit, or FRU).
<b>Type</b>	Error: An error occurred
<b>Severity</b>	error
<b>Facility</b>	LOG_DAEMON
<b>Action</b>	Contact your technical support representative.

---

## CHASSISD\_I2C\_IO\_FAILURE

---

<b>System Log Message</b>	<i>function-name: fru-name</i> operation failed for group <i>group-id</i> at address <i>0xaddress</i>
<b>Description</b>	The chassis process (chassisd) could not perform the indicated I/O operation on the I2C data for the indicated component (field-replaceable unit, or FRU).
<b>Type</b>	Error: An error occurred
<b>Severity</b>	error
<b>Facility</b>	LOG_DAEMON
<b>Action</b>	Contact your technical support representative.

---

## CHASSISD\_I2C\_MIDPLANE\_CORRUPT

---

<b>System Log Message</b>	Corruption on midplane ID EEPROM (ID: <i>0xassembly-id</i> , MAC address: <i>0xmac-address</i> , <i>0xversion</i> )
<b>Description</b>	The chassis process (chassisd) found corrupted information when it tried to verify the parameters of the midplane's I2C ID EEPROM.
<b>Type</b>	Error: An error occurred
<b>Severity</b>	error
<b>Facility</b>	LOG_DAEMON
<b>Action</b>	Contact your technical support representative.

---

## CHASSISD\_I2C\_RANGE\_ERROR

---

<b>System Log Message</b>	<i>function-name:</i> requested offset was out of range (offset <i>offset</i> + nbytes <i>count</i> > 256)
---------------------------	--

<b>Description</b>	The indicated offset, which is greater than 256, was specified in a read request for an I2C device.
<b>Type</b>	Error: An error occurred
<b>Severity</b>	error
<b>Facility</b>	LOG_DAEMON
<b>Cause</b>	No I2C device uses or has storage above an offset of 256.
<b>Action</b>	Contact your technical support representative.

---

### CHASSISD\_I2C\_READ\_ERROR

---

<b>System Log Message</b>	<i>function-name</i> : read error for group <i>group-id</i> at address <i>0xaddress</i> , offset <i>offset</i>
<b>Description</b>	The chassis process (chassisd) could not read I2C data from the indicated device.
<b>Type</b>	Error: An error occurred
<b>Severity</b>	error
<b>Facility</b>	LOG_DAEMON
<b>Action</b>	Contact your technical support representative. For more information, see <a href="#">KB18819</a> .

---

### CHASSISD\_I2C\_WRITE\_ERROR

---

<b>System Log Message</b>	<i>function-name</i> : write error for group <i>group-id</i> at address <i>0xaddress</i> , offset <i>offset</i>
<b>Description</b>	The chassis process (chassisd) could not write I2C data to the indicated device.
<b>Type</b>	Error: An error occurred
<b>Severity</b>	error
<b>Facility</b>	LOG_DAEMON
<b>Action</b>	Contact your technical support representative.

---

### CHASSISD\_IDEEPROM\_READ\_ERROR

---

<b>System Log Message</b>	Unable to read <i>fru-name</i> ID EEPROM
<b>Description</b>	The chassis process (chassisd) could not read the I2C ID EEPROM of the indicated component (field-replaceable unit, or FRU).
<b>Type</b>	Error: An error occurred
<b>Severity</b>	error
<b>Facility</b>	LOG_DAEMON
<b>Action</b>	Contact your technical support representative.

## CHASSISD\_IFDEV\_CREATE\_FAILURE

---

<b>System Log Message</b>	<i>function-name: unable to create interface device for interface-name (error-message)</i>
<b>Description</b>	The chassis process (chassisd) creates initial interface devices for newly installed Physical Interface Cards (PICs) and pseudodevices. It could not create a device for the indicated PIC or pseudodevice.
<b>Type</b>	Error: An error occurred
<b>Severity</b>	error
<b>Facility</b>	LOG_DAEMON
<b>Cause</b>	Necessary resources might have been unavailable.
<b>Action</b>	Contact your technical support representative.

## CHASSISD\_IFDEV\_CREATE\_NOTICE

---

<b>System Log Message</b>	<i>function-name: created device-name for interface-name</i>
<b>Description</b>	The chassis process (chassisd) created the initial interface device for the indicated newly installed Physical Interface Card (PIC) or pseudodevice.
<b>Type</b>	Event: This message reports an event, not an error
<b>Severity</b>	notice
<b>Facility</b>	LOG_DAEMON

## CHASSISD\_IFDEV\_DETACH\_ALL\_PSEUDO

---

<b>System Log Message</b>	<i>ifdev_detach(pseudo devices: all)</i>
<b>Description</b>	The chassis process (chassisd) detached the interface devices for all pseudodevices.
<b>Type</b>	Event: This message reports an event, not an error
<b>Severity</b>	notice
<b>Facility</b>	LOG_DAEMON

## CHASSISD\_IFDEV\_DETACH\_FPC

---

<b>System Log Message</b>	<i>ifdev_detach_fpc(fpc-slot)</i>
<b>Description</b>	The chassis process (chassisd) detached the interface devices for all Physical Interface Cards (PICs) installed in the indicated Flexible PIC Concentrator (FPC).
<b>Type</b>	Event: This message reports an event, not an error
<b>Severity</b>	notice
<b>Facility</b>	LOG_DAEMON

**Action** For more information, see [KB18821](#).

---

## CHASSISD\_IFDEV\_DETACH\_PIC

---

**System Log Message** `ifdev_detach_pic(fpc-slot/pic-slot)`

**Description** The chassis process (chassisd) detached the interface devices for the indicated Physical Interface Card (PIC).

**Type** Event: This message reports an event, not an error

**Severity** notice

**Facility** LOG\_DAEMON

**Action** For more information, see [KB18822](#).

---

## CHASSISD\_IFDEV\_DETACH\_PSEUDO

---

**System Log Message** `ifdev_detach(pseudo devices: porttype port-type, sdev=sdev-number, edev=edev-number)`

**Description** The chassis process (chassisd) detached the interface devices for the indicated pseudodevices.

**Type** Event: This message reports an event, not an error

**Severity** notice

**Facility** LOG\_DAEMON

---

## CHASSISD\_IFDEV\_DETACH\_TLV\_ERROR

---

**System Log Message** `ifdev_detach: rtslib_ifdm_change_tlvs failed for slot fpc-slot dev idx device-id error-message`

**Description** The chassis process (chassisd) asked the kernel to remove the indicated interface from the kernel interface table. The request failed.

**Type** Error: An error occurred

**Severity** error

**Facility** LOG\_DAEMON

---

## CHASSISD\_IFDEV\_GETBYNAME\_NOTICE

---

**System Log Message** `function-name: ifdm_get_by_name failed for interface-type interface device interface-name (error-message)`

**Description** The chassis process (chassisd) failed to find the indicated interface device, even though it just created it.

**Type** Event: This message reports an event, not an error

**Severity** warning

**Facility** LOG\_DAEMON

**Cause** There was a problem with interface state creation.

**Action** Contact your technical support representative.

---

### CHASSISD\_IFDEV\_GET\_BY\_INDEX\_FAIL

---

**System Log Message** *function-name: rtslib\_ifdm\_get\_by\_index failed: error-code - error-message*

**Description** The chassis process (chassisd) could not obtain information about an interface device.

**Type** Error: An error occurred

**Severity** error

**Facility** LOG\_DAEMON

---

### CHASSISD\_IFDEV\_GET\_BY\_NAME\_FAIL

---

**System Log Message** Unable to retrieve information for interface device *interface-name: error-message*

**Description** The chassis process (chassisd) could not obtain information about the indicated interface device.

**Type** Error: An error occurred

**Severity** error

**Facility** LOG\_DAEMON

---

### CHASSISD\_IFDEV\_NO\_MEMORY

---

**System Log Message** *function-name: unable to allocate memory for interface-type interface*

**Description** The chassis process (chassisd) could not allocate memory when creating an interface device for the indicated interface type.

**Type** Error: An error occurred

**Severity** error

**Facility** LOG\_DAEMON

**Cause** Resources on the system are extremely limited.

**Action** Eliminate the resource limitations and restart the PIC that houses the interface for which the interface device could not be created.

---

### CHASSISD\_IFDEV\_RETRY\_NOTICE

---

**System Log Message** *function-name: attempt count to add interface device interface-name failed (error-message)*



<b>Description</b>	The chassis process (chassisd) tried the indicated number of times to create the indicated interface device, but the attempts failed. After generating this message, the chassisd process waited a while for resources to free up and tried again.
<b>Type</b>	Event: This message reports an event, not an error
<b>Severity</b>	warning
<b>Facility</b>	LOG_DAEMON
<b>Cause</b>	Necessary resources might have been unavailable. They should become available soon.

---

### CHASSISD\_IFDEV\_RTSLIB\_FAILURE

---

<b>System Log Message</b>	<i>function-name: library-function-name failed (error-message)</i>
<b>Description</b>	The chassis process (chassisd) could not create an interface device because an error occurred during the indicated call to the routing socket library.
<b>Type</b>	Error: An error occurred
<b>Severity</b>	error
<b>Facility</b>	LOG_DAEMON
<b>Action</b>	Contact your technical support representative.

---

### CHASSISD\_IOCTL\_FAILURE

---

<b>System Log Message</b>	<i>function-name: reason for fru-name (error-message)</i>
<b>Description</b>	The chassis process (chassisd) could not perform the indicated ioctl() operation on the indicated component (field-replaceable unit, or FRU).
<b>Type</b>	Error: An error occurred
<b>Severity</b>	error
<b>Facility</b>	LOG_DAEMON
<b>Action</b>	Contact your technical support representative.

---

### CHASSISD\_IPC\_ANNOUNCE\_TIMEOUT

---

<b>System Log Message</b>	<i>function-name: no ack received from fru-type for fru-name fru-slot state change (0xsent-mask, acks 0xack-mask)</i>
<b>Description</b>	The chassis process (chassisd) notified the indicated components (field-replaceable units, or FRUs) that the component in the indicated slot was changing state. It did not receive the expected acknowledgment.
<b>Type</b>	Error: An error occurred
<b>Severity</b>	error

<b>Facility</b>	LOG_DAEMON
<b>Action</b>	Contact your technical support representative.

---

## CHASSISD\_IPC\_CONNECTION\_DROPPED

---

<b>System Log Message</b>	Dropped IPC connection for <i>fru-name fru-slot</i>
<b>Description</b>	The chassis process (chassisd) dropped its interprocess communication (IPC) connection to the indicated component (field-replaceable unit, or FRU).
<b>Type</b>	Event: This message reports an event, not an error
<b>Severity</b>	warning
<b>Facility</b>	LOG_DAEMON
<b>Action</b>	For more information, see <a href="#">KB18823</a> .

---

## CHASSISD\_IPC\_DAEMON\_WRITE\_ERROR

---

<b>System Log Message</b>	pipe_write failure for <i>connection-id</i> ; connection error: <i>error-message</i> (errno <i>error-code</i> )
<b>Description</b>	The chassis process (chassisd) could not write to a socket, because of the indicated error. The socket is for a connection to another process that runs on the Routing Engine and helps manage the chassis.
<b>Type</b>	Error: An error occurred
<b>Severity</b>	error
<b>Facility</b>	LOG_DAEMON
<b>Action</b>	Contact your technical support representative. For more information, see <a href="#">KB18824</a> .

---

## CHASSISD\_IPC\_ERROR

---

<b>System Log Message</b>	<i>function-name: error-message</i>
<b>Description</b>	An error occurred when the chassis process (chassisd) received an interprocess communication (IPC) message.
<b>Type</b>	Error: An error occurred
<b>Severity</b>	error
<b>Facility</b>	LOG_DAEMON
<b>Action</b>	Contact your technical support representative.

---

## CHASSISD\_IPC\_FLUSH\_ERROR

---

<b>System Log Message</b>	<i>function-name: flush operation failed for fru-name fru-slot</i>
<b>Description</b>	The chassis process (chassisd) could not write to a socket that it was using to communicate with the indicated component (field-replaceable unit, or FRU).

<b>Type</b>	Error: An error occurred
<b>Severity</b>	warning
<b>Facility</b>	LOG_DAEMON
<b>Action</b>	Contact your technical support representative.

---

## CHASSISD\_IPC\_MSG\_DROPPED

---

<b>System Log Message</b>	Dropping message from connection queue: type = <i>message-type</i> , subtype = <i>message-subtype</i>
<b>Description</b>	The chassis process (chassisd) dropped an interprocess communication (IPC) message because the message queue had already reached maximum capacity.
<b>Type</b>	Error: An error occurred
<b>Severity</b>	error
<b>Facility</b>	LOG_DAEMON
<b>Cause</b>	The connection to a component (field-replaceable unit, or FRU) no longer exists, so the chassisd process cannot send all messages immediately as it usually does.
<b>Action</b>	Contact your technical support representative. For more information, see <a href="#">KB18825</a> .

---

## CHASSISD\_IPC\_MSG\_ERROR

---

<b>System Log Message</b>	<i>function-name</i> : error code <i>error-code</i> , type <i>message-type</i> , subtype <i>message-subtype</i> , opcode <i>message-opcode</i>
<b>Description</b>	The chassis process (chassisd) detected an error in an interprocess communication (IPC) message with the indicated characteristics.
<b>Type</b>	Error: An error occurred
<b>Severity</b>	error
<b>Facility</b>	LOG_DAEMON
<b>Action</b>	Contact your technical support representative.

---

## CHASSISD\_IPC\_MSG\_FRU\_NOT\_FOUND

---

<b>System Log Message</b>	<i>function-name</i> : unable to locate FRU for message with type <i>message-type</i> , subtype <i>message-subtype</i> , opcode <i>message-opcode</i>
<b>Description</b>	The chassis process (chassisd) could not locate a component (field-replaceable unit, or FRU) to handle the interprocess communication (IPC) message with the indicated characteristics that it received. The message was ignored.
<b>Type</b>	Error: An error occurred
<b>Severity</b>	error

**Facility** LOG\_DAEMON  
**Action** Contact your technical support representative.

---

### CHASSISD\_IPC\_MSG\_QFULL\_ERROR

---

**System Log Message** Dropping message from connection queue: type = *message-type*, subtype = *message-subtype*

**Description** The chassis process (chassisd) had to discard a message because the queue of messages waiting for a connection was already full.

**Type** Error: An error occurred

**Severity** error

**Facility** LOG\_DAEMON

---

### CHASSISD\_IPC\_MSG\_UNHANDLED

---

**System Log Message** *function-name*: unable to handle *fru-name* message with type *message-type*, subtype *message-subtype*, length *length*, opcode *message-opcode*, error *error-code*

**Description** The chassis process (chassisd) received an interprocess communication (IPC) message about the indicated FRU. The message had the indicated characteristics. The chassisd process could not handle the message.

**Type** Error: An error occurred

**Severity** error

**Facility** LOG\_DAEMON

**Action** Contact your technical support representative. For more information, see [KB18826](#).

---

### CHASSISD\_IPC\_UNEXPECTED\_MSG

---

**System Log Message** *function-name*: invalid message received: *message* (message type *message-type*, subtype *message-subtype*)

**Description** The chassis process (chassisd) received a unexpected message with the indicated characteristics.

**Type** Error: An error occurred

**Severity** error

**Facility** LOG\_DAEMON

**Action** Contact your technical support representative.

---

### CHASSISD\_IPC\_UNEXPECTED\_RECV

---

**System Log Message** Received unexpected message from *connection-id*: type = *message-type*, subtype = *message-subtype*

**Description** The chassis process (chassisd) received an unexpected message from a peer connection.

**Type** Error: An error occurred

**Severity** error

**Facility** LOG\_DAEMON

---

## CHASSISD\_IPC\_WRITE\_ERROR

**System Log Message** *function-name*: pipe\_write failure for SCC connection with error *error-code* (*error-message*)

**Description** A line-card chassis in a routing matrix attempted to send data to the TX Matrix platform (switch-card chassis, or SCC) over a pipe. The attempt failed with the indicated error.

**Type** Error: An error occurred

**Severity** warning

**Facility** LOG\_DAEMON

---

## CHASSISD\_IPC\_WRITE\_ERR\_NO\_PIPE

**System Log Message** FRU has no connection pipe *function-name fru-name*

**Description** The chassis process (chassisd) could not send a message to the indicated component (field-replaceable unit, or FRU) because the interprocess communication (IPC) pipe to the FRU no longer existed.

**Type** Error: An error occurred

**Severity** warning

**Facility** LOG\_DAEMON

---

## CHASSISD\_IPC\_WRITE\_ERR\_NULL\_ARGS

**System Log Message** FRU has no connection arguments *function-name fru-name*

**Description** The chassis process (chassisd) could not send a message to the indicated component (field-replaceable unit, or FRU) because one or more required parameters had a null value.

**Type** Error: An error occurred

**Severity** warning

**Facility** LOG\_DAEMON

**Action** For more information, see [KB18827](#).

---

## CHASSISD\_ISSU\_BLOB\_ERROR

**System Log Message** *fru-name*: *error-message*

**Description** The chassisd process (chassisd) detected the indicated error while handling blobs (opaque information) for the indicated field replaceable unit (fru). The blobs are used by the fru to store state information across in service software upgrade(issu) reboot.

**Type** Error: An error occurred

**Severity** notice

**Facility** LOG\_DAEMON

---

## CHASSISD\_ISSU\_DAEMON\_ERROR

**System Log Message** Daemon [*process-name*] state:<*state*> error:<*error-message*>

**Description** The chassisd process (chassisd) encountered the indicated error in the indicated in service software upgrade (issu) state for the indicated daemon.

**Type** Error: An error occurred

**Severity** notice

**Facility** LOG\_DAEMON

---

## CHASSISD\_ISSU\_ERROR

**System Log Message** *action error-code(error-message)*

**Description** The chassisd process (chassisd) encountered the indicated error for the indicated in service software upgrade process (issu) action.

**Type** Error: An error occurred

**Severity** notice

**Facility** LOG\_DAEMON

---

## CHASSISD\_ISSU\_FRU\_ERROR

**System Log Message** *fru-name: state:[state] error-message*

**Description** The chassisd process (chassisd) encountered the indicated error during the in service software upgrade for the indicated field replaceable unit (fru).

**Type** Error: An error occurred

**Severity** notice

**Facility** LOG\_DAEMON

---

## CHASSISD\_ISSU\_FRU\_IPC\_ERROR

**System Log Message** *fru-name: state:[state] error:[message] reason:[error-message]*

**Description** The chassisd process (chassisd) detected the indicated error for the indicated field replaceable unit (fru) during in service software upgrade (issu).

**Type** Error: An error occurred

**Severity** notice  
**Facility** LOG\_DAEMON

---

## CHASSISD\_JTREE\_ERROR

---

**System Log Message** jtree terminate operation returned *error-code*

**Description** The chassis process (chassisd) received the indicated error when executing the JUNOS system call that terminates the jtree.

**Type** Event: This message reports an event, not an error

**Severity** warning

**Facility** LOG\_DAEMON

---

## CHASSISD\_LCC\_RELEASE\_MASTERSHIP

---

**System Log Message** Backup Routing Engine became master, because JUNOS version of former master did not match SCC master

**Description** The chassis process (chassisd) running on the master Routing Engine on a T640 routing node (line-card chassis, or LCC, in a routing matrix) relinquished mastership to the backup Routing Engine in the LCC.

**Type** Event: This message reports an event, not an error

**Severity** notice

**Facility** LOG\_DAEMON

**Cause** The version of the JUNOS software on the master Routing Engine did not match the version on the TX Matrix platform's master Routing Engine. The version on the backup Routing Engine did match the TX Matrix platform.

---

## CHASSISD\_LOST\_MASTERSHIP

---

**System Log Message** Routing Engine lost mastership; exiting

**Description** The chassis process (chassisd) running on the master Routing Engine exited, because mastership switched to the other Routing Engine.

**Type** Error: An error occurred

**Severity** error

**Facility** LOG\_DAEMON

**Action** Contact your technical support representative.

---

## CHASSISD\_MAC\_ADDRESS\_AE\_ERROR

---

**System Log Message** chassisd MAC address allocation error for *aedevic-id*

**Description** The chassis process (chassisd) could not obtain a media access control (MAC) address for the indicated aggregated Ethernet interface because of an internal error.

**Type** Error: An error occurred  
**Severity** error  
**Facility** LOG\_DAEMON

---

### CHASSISD\_MAC\_ADDRESS\_CBP\_ERROR

---

**System Log Message** chassisd MAC address allocation error for CBP  
**Description** The chassis process (chassisd) could not obtain a media access control (MAC) address for a customer backbone port because of an internal error.

**Type** Error: An error occurred  
**Severity** error  
**Facility** LOG\_DAEMON

---

### CHASSISD\_MAC\_ADDRESS\_ERROR

---

**System Log Message** chassisd MAC address allocation exceed error for FPC *fpc-slot*, PIC *pic-slot*, port *port*  
**Description** The chassis process (chassisd) could not obtain a media access control (MAC) address for the indicated interface because of an internal error.

**Type** Error: An error occurred  
**Severity** error  
**Facility** LOG\_DAEMON  
**Action** For more information, see [KB18828](#).

---

### CHASSISD\_MAC\_ADDRESS\_FABRIC\_ERR

---

**System Log Message** Unable to allocate MAC address for fabric interface *device-id*  
**Description** The chassis process (chassisd) could not obtain a media access control (MAC) address for the indicated fabric interface because of an internal error.

**Type** Error: An error occurred  
**Severity** error  
**Facility** LOG\_DAEMON  
**Action** For more information, see [KB18829](#).

---

### CHASSISD\_MAC\_ADDRESS\_IRB\_ERROR

---

**System Log Message** chassisd MAC address allocation error for IRB  
**Description** The chassis process (chassisd) could not obtain a media access control (MAC) address for an integrated routing and bridging interface because of an internal error.

**Type** Error: An error occurred



**Severity** error  
**Facility** LOG\_DAEMON

---

### CHASSISD\_MAC\_ADDRESS\_PIP\_ERROR

---

**System Log Message** chassisd MAC address allocation error for PIP

**Description** The chassis process (chassisd) could not obtain a media access control (MAC) address for a provider instance port because of an internal error.

**Type** Error: An error occurred

**Severity** error

**Facility** LOG\_DAEMON

---

### CHASSISD\_MAC\_ADDRESS\_PLT\_ERROR

---

**System Log Message** chassisd MAC address allocation error for PLT

**Description** The chassis process (chassisd) could not obtain a media access control (MAC) address for the pseudo logical tunnel interface because of an internal error.

**Type** Error: An error occurred

**Severity** error

**Facility** LOG\_DAEMON

---

### CHASSISD\_MAC\_ADDRESS\_SWFAB\_ERR

---

**System Log Message** Unable to allocate MAC address for swfabric interface *device-id*

**Description** The chassis process (chassisd) could not obtain a media access control (MAC) address for the indicated swfabric interface because of an internal error.

**Type** Error: An error occurred

**Severity** error

**Facility** LOG\_DAEMON

---

### CHASSISD\_MAC\_ADDRESS\_VLAN\_ERROR

---

**System Log Message** chassisd MAC address allocation error for VLAN

**Description** The chassis process (chassisd) could not obtain a media access control (MAC) address for a vlan interface because of an internal error.

**Type** Error: An error occurred

**Severity** error

**Facility** LOG\_DAEMON

---

### CHASSISD\_MAC\_DEFAULT

---

**System Log Message** Using default MAC address base

**Description** The chassis process (chassisd) used the default base media access control (MAC) address.

**Type** Event: This message reports an event, not an error

**Severity** info

**Facility** LOG\_DAEMON

---

## CHASSISD\_MALLOC\_FAILURE

---

**System Log Message** *function-name*: chassisd malloc failed, aborting

**Description** The chassis process (chassisd) could not allocate memory. The chassisd process tried to continue functioning, but the lack of memory usually causes the process to fail. An administrator needs to restart it at some point.

**Type** Error: An error occurred

**Severity** error

**Facility** LOG\_DAEMON

**Action** Contact your technical support representative. For more information, see [KB18830](#).

---

## CHASSISD\_MASTER\_CG\_REMOVED

---

**System Log Message** Master *fru-name* (slot *fru-slot*) removed; powering it down

**Description** The master Clock Generator (CG) was removed. The CG provides the clock for interfaces timing, so those interfaces might drop packets and experience other errors until a new clock source has been established.

**Type** Error: An error occurred

**Severity** critical

**Facility** LOG\_DAEMON

---

## CHASSISD\_MASTER\_PCG\_REMOVED

---

**System Log Message** Master PCG (slot *pcg-slot*) removed; powering down Packet Forwarding Engine complex

**Description** The master Packet Forwarding Engine Clock Generator (PCG) was removed. The PCG provides the system clock for all application-specific integrated circuits (ASICs) in the routing platform, so packet forwarding halts until the Packet Forwarding Engine is restarted and a PCG is functioning as master.

**Type** Error: An error occurred

**Severity** critical

**Facility** LOG\_DAEMON

---

## CHASSISD\_MASTER\_SCG\_REMOVED

---

**System Log Message** Master SCG (slot *fru-slot*) removed; powering it down

**Description** The master SONET Clock Generator (SCG) was removed. The SCG provides the clock for SONET/SDH interface timing, so those interfaces might drop packets and experience other errors until a new clock source is established.

**Type** Error: An error occurred

**Severity** critical

**Facility** LOG\_DAEMON

---

## CHASSISD\_MBUS\_ERROR

**System Log Message** *fru-name fru-slot*: management bus failed sanity test

**Description** Startup tests on the indicated FRU's management bus failed.

**Type** Error: An error occurred

**Severity** error

**Facility** LOG\_DAEMON

**Action** Contact your technical support representative.

---

## CHASSISD\_MCHASSIS\_SWITCH\_WARNING

**System Log Message** CB settings on *chassis-type old-index* changed: switch is now '*value*', chassis index is now *0xnew-index*

**Description** A toggle switch on the back of the Control Board on each platform in a routing matrix is set to 'M' (multichassis) on the T640 routing nodes and to 'S' (single-chassis) on the TX Matrix platform. On a T640 routing node, the adjacent dial is set to the node's index number in the routing matrix (0 through 3); on the TX Matrix platform it is set to 0. The setting of the toggle switch, the dial, or both, changed to the indicated values on the indicated platform. The new settings take effect when the routing matrix next reboots.

**Type** Event: This message reports an event, not an error

**Severity** warning

**Facility** LOG\_DAEMON

**Action** If the changes were accidental, return the toggle and dial to the correct settings before the next reboot. If the changes were intended, disconnect and move the cables on the TX Matrix platform Switch Interface Board (SIB) to the row that corresponds to the T640 routing node's new index number.

---

## CHASSISD\_MCS\_INTR\_ERROR

**System Log Message** Received SIGUSR2 without any interrupts pending

**Description** The chassis process (chassisd) received the indicated interrupt signal. The signal normally indicates that an event on the Miscellaneous Control Subsystem (MCS) requires servicing. However, the chassisd process did not find such an event pending. This error does not usually cause component failure.

<b>Type</b>	Error: An error occurred
<b>Severity</b>	error
<b>Facility</b>	LOG_DAEMON
<b>Action</b>	Contact your technical support representative.

---

## CHASSISD\_MGR\_CONNECT

---

<b>System Log Message</b>	<i>function-name</i> evSelectFD: initial pipe create aborted (errno <i>error-code</i> )
<b>Description</b>	The chassis process (chassisd) could not to open a pipe for interprocess communication (IPC) to a component (field-replaceable unit, or FRU).
<b>Type</b>	Error: An error occurred
<b>Severity</b>	error
<b>Facility</b>	LOG_DAEMON
<b>Action</b>	Contact your technical support representative.

---

## CHASSISD\_MIC\_OFFLINE\_NOTICE

---

<b>System Log Message</b>	Taking MIC <i>mic-slot</i> in FPC <i>fpc-slot</i> offline: <i>reason</i>
<b>Description</b>	The chassis process (chassisd) took the indicated MIC offline, for the indicated reason.
<b>Type</b>	Event: This message reports an event, not an error
<b>Severity</b>	notice
<b>Facility</b>	LOG_DAEMON

---

## CHASSISD\_MULTILINK\_BUNDLES\_ERROR

---

<b>System Log Message</b>	Unable to set multilink Frame Relay UNI NNI bundles for PIC <i>pic-slot</i> in FPC <i>fpc-slot</i>
<b>Description</b>	The chassis process (chassisd) could not create multilink Frame Relay user-to-network interface and network-to-network interface (MLFR UNI NNI [FRF.16]) bundles for the indicated PIC.
<b>Type</b>	Error: An error occurred
<b>Severity</b>	warning
<b>Facility</b>	LOG_DAEMON
<b>Action</b>	Contact your technical support representative.

---

## CHASSISD\_NO\_CGS

---

<b>System Log Message</b>	No <i>fru-name</i> status
---------------------------	---------------------------

**Description** The chassis process (chassisd) could not find an operational Clock Generator (CG). To continue functioning properly, interfaces that use a CG as their clock source must find another source.

**Type** Error: An error occurred

**Severity** error

**Facility** LOG\_DAEMON

**Action** Contact your technical support representative.

---

## CHASSISD\_NO\_PCGS

**System Log Message** No PCG *status*

**Description** The chassis process (chassisd) could not find an operational Packet Forwarding Engine Clock Generator (PCG). Packet forwarding is halted until a PCG becomes operational.

**Type** Error: An error occurred

**Severity** error

**Facility** LOG\_DAEMON

**Action** Contact your technical support representative.

---

## CHASSISD\_NO\_SCGS

**System Log Message** No SCG *state*

**Description** The chassis process (chassisd) could not find an operational SONET Clock Generator (SCG). To continue functioning correctly, SONET/SDH interfaces that use an SCG as their clock source must find another source.

**Type** Error: An error occurred

**Severity** error

**Facility** LOG\_DAEMON

**Action** Contact your technical support representative.

---

## CHASSISD\_OFFLINE\_NOTICE

**System Log Message** Routing Engine offline: *message*

**Description** The chassis process (chassisd) took the Routing Engine offline.

**Type** Event: This message reports an event, not an error

**Severity** critical

**Facility** LOG\_DAEMON

## CHASSISD\_OID\_GEN\_FAILED

---

<b>System Log Message</b>	Unable to generate OID: <i>oid</i> ( <i>error-message</i> )
<b>Description</b>	The chassis process (chassisd) could not generate an object identifier (OID) for the indicated object.
<b>Type</b>	Error: An error occurred
<b>Severity</b>	error
<b>Facility</b>	LOG_DAEMON
<b>Action</b>	Contact your technical support representative.

## CHASSISD\_OVER\_TEMP\_CONDITION

---

<b>System Log Message</b>	Chassis temperature over <i>temperature</i> degrees C ( <i>message</i> ); routing platform will shutdown in <i>duration</i> seconds if condition persists
<b>Description</b>	The temperature of one or more components (field-replaceable units, or FRUs) exceeded the indicated temperature, which is the upper of two thresholds. The fans (and impellers, if applicable) were in the indicated state. If the temperature does not go below the threshold within four minutes after the chassis process (chassisd) detects this condition, the chassisd process shuts down the routing platform. When this message was logged, the indicated number of seconds remained before shutdown.
<b>Type</b>	Error: An error occurred
<b>Severity</b>	error
<b>Facility</b>	LOG_DAEMON
<b>Action</b>	Increase cooling in the area around the chassis. For more information, see <a href="#">KB18832</a> .

## CHASSISD\_OVER\_TEMP\_SHUTDOWN\_TIME

---

<b>System Log Message</b>	Chassis temperature above <i>temperature</i> degrees C <i>description</i> (> <i>duration</i> seconds); powering down all FRUs
<b>Description</b>	The chassis process (chassisd) shut down the routing platform because the temperature of one or more components exceeded the indicated threshold temperature for the indicated amount of time. Continued operation at the excessive temperature could damage the routing platform.
<b>Type</b>	Error: An error occurred
<b>Severity</b>	critical
<b>Facility</b>	LOG_DAEMON
<b>Action</b>	Increase cooling in the area around the chassis. For more information, see <a href="#">KB18833</a>

## CHASSISD\_PARSE\_COMPLETE

---

<b>System Log Message</b>	Using new configuration
<b>Description</b>	The chassis process (chassisd) successfully parsed its configuration file.
<b>Type</b>	Event: This message reports an event, not an error
<b>Severity</b>	info
<b>Facility</b>	LOG_DAEMON

## CHASSISD\_PCI\_ERROR

---

<b>System Log Message</b>	<i>function-name: error-message</i>
<b>Description</b>	While performing an operation on the PCI bus, the chassis process (chassisd) encountered the indicated error.
<b>Type</b>	Error: An error occurred
<b>Severity</b>	error
<b>Facility</b>	LOG_DAEMON
<b>Cause</b>	A software or a hardware problem occurred.
<b>Action</b>	Contact your technical support representative.

## CHASSISD\_PDU\_BREAKER\_TRIP

---

<b>System Log Message</b>	Circuit breaker tripped for PDU <i>pdu-slot</i>
<b>Description</b>	The circuit breaker was tripped for the indicated power distribution unit (PDU).
<b>Type</b>	Event: This message reports an event, not an error
<b>Severity</b>	warning
<b>Facility</b>	LOG_DAEMON
<b>Action</b>	Turn on the affected PDU manually.

## CHASSISD\_PDU\_NOT\_OK

---

<b>System Log Message</b>	<i>error-message</i> for PDU <i>pdu-slot</i> (status bits: <i>0xstatus-code</i> )
<b>Description</b>	The chassis process (chassisd) detected the indicated error condition for the indicated power distribution unit (PDU).
<b>Type</b>	Event: This message reports an event, not an error
<b>Severity</b>	warning
<b>Facility</b>	LOG_DAEMON

**Action** Contact your technical support representative.

---

## CHASSISD\_PEER\_UNCONNECTED

---

<b>System Log Message</b>	<i>function-name</i> : peer not connected
<b>Description</b>	The chassis process (chassisd) processed a packet for a peer with an invalid or missing connection.
<b>Type</b>	Event: This message reports an event, not an error
<b>Severity</b>	error
<b>Facility</b>	LOG_DAEMON
<b>Cause</b>	In most cases, this error is caused by peers transitioning up and down unexpectedly. The error is usually transient and nonfatal.

---

## CHASSISD\_PEM\_BREAKER\_TRIP

---

<b>System Log Message</b>	Circuit breaker tripped for power supply <i>pem-slot</i>
<b>Description</b>	The circuit breaker was tripped for the indicated power entry module (PEM).
<b>Type</b>	Event: This message reports an event, not an error
<b>Severity</b>	warning
<b>Facility</b>	LOG_DAEMON
<b>Action</b>	Turn on the affected PEM manually.

---

## CHASSISD\_PEM\_IMPROPER

---

<b>System Log Message</b>	Power supply <i>pem-slot</i> improper for platform
<b>Description</b>	Old PEM is not supported in this platform.
<b>Type</b>	Error: An error occurred
<b>Severity</b>	error
<b>Facility</b>	LOG_DAEMON
<b>Action</b>	Replace old PEM with proper newer PEM

---

## CHASSISD\_PEM\_INPUT\_BAD

---

<b>System Log Message</b>	<i>error-message</i> for power supply <i>pem-slot</i> (status bits: <i>0xstatus-code</i> ); check circuit breaker
<b>Description</b>	The chassis process (chassisd) detected the indicated error condition for the indicated power entry module (PEM).
<b>Type</b>	Event: This message reports an event, not an error



**Severity** warning

**Facility** LOG\_DAEMON

**Action** Check the status of the circuit breaker and the input connections.

For six-input DC power supply, verify that the intended number of input feeds are connected to the power supply. Also, ensure that the **feeds** statement at the **[edit chassis pem]** or **[edit chassis lcc lcc-number pem]** hierarchy level is configured with the number of input feeds connected to the six-input DC power supply.

---

## CHASSISD\_PEM\_NOT\_SUFFICIENT

**System Log Message** Unable to power up FPC *fpc-slot*, because no three-input 240-A power supply is installed

**Description** On the T1600 router, the T1600-FPC4 ES Flexible PIC Concentrator (FPC) requires that at least one three-input 240-A power supply be installed. The chassis process (chassisd) did not power on the T1600-FPC4 ES in the indicated slot because the required power supply is not installed.

**Type** Error: An error occurred

**Severity** error

**Facility** LOG\_DAEMON

**Action** Install at least one three-input 240-A power supply.

---

## CHASSISD\_PEM\_OVERLOAD

**System Log Message** Overload condition for power supply *pem-slot* (status bits: 0xstatus-code);

**Description** The indicated power entry module (PEM) reported an output voltage overload condition.

**Type** Event: This message reports an event, not an error

**Severity** warning

**Facility** LOG\_DAEMON

**Cause** There might have been excessive load on the PEM.

**Action** Contact your technical support representative. For more information, see [KB18834](#).

---

## CHASSISD\_PEM\_TEMPERATURE

**System Log Message** Temperature check bit set for power supply *pem-slot*; airflow might be inadequate

**Description** The chassis process (chassisd) detected that the 'temperature check bit' was set in the status bit mask for the indicated power entry module (PEM).

**Type** Event: This message reports an event, not an error

**Severity** warning

**Facility** LOG\_DAEMON

**Cause** The PEM might have exceeded its temperature threshold, possibly because the airflow through it was inadequate.

---

## CHASSISD\_PEM\_VOLTAGE

---

**System Log Message** Power supply *pem-slot* reports problem; check output voltage

**Description** The indicated power entry module (PEM) reported a problem with its output voltage.

**Type** Event: This message reports an event, not an error

**Severity** warning

**Facility** LOG\_DAEMON

**Cause** There might have been excessive load on the PEM.

**Action** Contact your technical support representative. For more information, see [KB18835](#).

---

## CHASSISD\_PIC\_CMD\_GIVEUP

---

**System Log Message** *function-name*: attempt *fpc-slot* to bring PIC *pic-slot* in FPC *count* online timed out; stopped trying

**Description** The chassis process (chassisd) tried the indicated number of times to bring the indicated PIC online, but stopped trying after all attempts failed.

**Type** Error: An error occurred

**Severity** error

**Facility** LOG\_DAEMON

**Action** Contact your technical support representative.

---

## CHASSISD\_PIC\_CMD\_TIMEOUT

---

**System Log Message** *function-name*: attempt to bring PIC *pic-slot* in FPC *fpc-slot* online timed out

**Description** The chassis process (chassisd) tried to bring the indicated Physical Interface Card (PIC) online. The attempt took longer than the standard time allotted for that operation.

**Type** Error: An error occurred

**Severity** error

**Facility** LOG\_DAEMON

**Action** Contact your technical support representative.

---

## CHASSISD\_PIC\_CONFIG\_CONFLICT

---

**System Log Message** *fpc pic-slot* pic *fpc-slot* port mirror instance *instance* will be applied to both the PICs

**Description** The PIC configuration will be applied to all PICs on the FPC

**Type** Event: This message reports an event, not an error

**Severity** unknown

**Facility** LOG\_DAEMON

---

## CHASSISD\_PIC\_CONFIG\_ERROR

**System Log Message** Unable to create interface devices during attachment of PIC *pic-slot* in FPC *fpc-slot*: graceful switchover not supported

**Description** The chassis process (chassisd) did not create an interface device for the indicated PIC because graceful switchover was enabled but is not supported in combination with that PIC type. A PIC must have an interface device to come online, so it remained offline.

**Type** Error: An error occurred

**Severity** error

**Facility** LOG\_DAEMON

**Action** Remove the PIC or upgrade the Junos OS.

---

## CHASSISD\_PIC\_HWERROR

**System Log Message** PIC *pic-slot* in FPC *fpc-slot* (PIC type *pic-type*, version *version*) had hardware error

**Description** The indicated PIC experienced a hardware error. The chassis process (chassisd) did not bring the PIC online.

**Type** Event: This message reports an event, not an error

**Severity** warning

**Facility** LOG\_DAEMON

**Action** Contact your technical support representative. For more information, see [KB18836](#).

---

## CHASSISD\_PIC\_OFFLINE\_NOTICE

**System Log Message** Taking PIC *pic-slot* in FPC *fpc-slot* offline: *reason*

**Description** The chassis process (chassisd) took the indicated Physical Interface Card (PIC) offline, for the indicated reason.

**Type** Event: This message reports an event, not an error

**Severity** notice

**Facility** LOG\_DAEMON

---

## CHASSISD\_PIC\_OID\_GEN\_FAILED

**System Log Message** Unable to generate OID for PIC: *pic-name* (*error-message*)

**Description** The chassis process (chassisd) could not generate an object identifier (OID) for the indicated Physical Interface Card (PIC).

**Type** Error: An error occurred

**Severity** error

**Facility** LOG\_DAEMON

**Action** Contact your technical support representative.

---

### CHASSISD\_PIC\_OID\_UNKNOWN

---

**System Log Message** Unable to find OID for PIC: *i2c-id*

**Description** The chassis process (chassisd) could not determine the object identifier (OID) for the Physical Interface Card (PIC) with the indicated identifier.

**Type** Error: An error occurred

**Severity** error

**Facility** LOG\_DAEMON

**Action** Contact your technical support representative.

---

### CHASSISD\_PIC\_PORT\_ERROR

---

**System Log Message** chassisd pic/port check and set error for FPC *fpc-slot*, PIC *pic-slot*, port *port*

**Description** The chassis process (chassisd) could not set the port attributes for the indicated interface because of an internal error.

**Type** Error: An error occurred

**Severity** error

**Facility** LOG\_DAEMON

---

### CHASSISD\_PIC\_RESET\_ON\_SWITCHOVER

---

**System Log Message** PIC *pic-slot* in FPC *fpc-slot* (type *pic-type*: *pic-name*, version *version*) does not support GRES and will be reset on switchover

**Description** The chassis process (chassisd) noted that the Physical Interface Card (PIC) with the indicated characteristics needs to be reset when a graceful switchover occurs.

**Type** Event: This message reports an event, not an error

**Severity** warning

**Facility** LOG\_DAEMON

## CHASSISD\_PIC\_SPEED\_INVALID

---

<b>System Log Message</b>	Set speed for <i>so-fpc-slot/pic-slot/port</i> to <i>default-value</i> because configured value <i>current-value</i> is invalid
<b>Description</b>	The chassis process (chassisd) set the speed for the indicated Physical Interface Card (PIC) to the indicated value, because the configured value is either higher than the maximum valid value or lower than the minimum valid value.
<b>Type</b>	Error: An error occurred
<b>Severity</b>	error
<b>Facility</b>	LOG_DAEMON
<b>Action</b>	Reconfigure the PIC with a valid speed.

## CHASSISD\_PIC\_VERSION\_ERROR

---

<b>System Log Message</b>	Hardware version ( <i>pic-slot</i> ) of PIC <i>fpc-slot</i> in FPC <i>pic-type</i> (PIC type <i>version</i> ) is not supported
<b>Description</b>	The chassis process (chassisd) did not bring the indicated Physical Interface Card (PIC) online, because its hardware version is not supported.
<b>Type</b>	Error: An error occurred
<b>Severity</b>	warning
<b>Facility</b>	LOG_DAEMON
<b>Cause</b>	The PIC requires a hardware upgrade.
<b>Action</b>	Contact your technical support representative.

## CHASSISD\_PIDFILE\_OPEN

---

<b>System Log Message</b>	Unable to open PID file ' <i>filename</i> ': <i>errno error-code</i>
<b>Description</b>	The chassis process (chassisd) could not open the file where it stores its process ID (PID).
<b>Type</b>	Error: An error occurred
<b>Severity</b>	error
<b>Facility</b>	LOG_DAEMON
<b>Cause</b>	The chassisd process might have detected that another chassisd process was running and tried to read the file so that it could use the PID recorded there when terminating the other process.

## CHASSISD\_PIPE\_WRITE\_ERROR

---

<b>System Log Message</b>	Pipe write error: <i>error-message</i>
---------------------------	--

<b>Description</b>	The chassis process (chassisd) experienced a fatal error while writing to a pipe.
<b>Type</b>	Error: An error occurred
<b>Severity</b>	error
<b>Facility</b>	LOG_DAEMON
<b>Cause</b>	There was no reader for the pipe.

---

## CHASSISD\_POWER\_CHECK

---

<b>System Log Message</b>	<i>fru-name fru-slot</i> not powering up
<b>Description</b>	The chassis process (chassisd) could not power up the indicated component (field-replaceable unit, or FRU), because the FRU did not respond.
<b>Type</b>	Error: An error occurred
<b>Severity</b>	error
<b>Facility</b>	LOG_DAEMON
<b>Action</b>	For more information, see <a href="#">KB18837</a> .

---

## CHASSISD\_POWER\_EVENT

---

<b>System Log Message</b>	Unable to turn off power to <i>fru-name fru-slot</i> ; a stand-alone test jumper might be installed
<b>Description</b>	The chassis process (chassisd) could not turn off power to the indicated component (field-replaceable unit, or FRU).
<b>Type</b>	Event: This message reports an event, not an error
<b>Severity</b>	warning
<b>Facility</b>	LOG_DAEMON
<b>Cause</b>	A common reason is that a standalone test jumper is installed.

---

## CHASSISD\_POWER\_ON\_CHECK\_FAILURE

---

<b>System Log Message</b>	<i>fru-name-fru-slot</i> is already powered on, no need to re-power
<b>Description</b>	The chassis process (chassisd) is getting a power- not-on status for a FRU (field-replaceable unit) that is already powered on.
<b>Type</b>	Error: An error occurred
<b>Severity</b>	error
<b>Facility</b>	LOG_DAEMON
<b>Cause</b>	This could be due to bad hardware or communication failure between hardware and software.

## CHASSISD\_POWER RATINGS\_EXCEEDED

---

<b>System Log Message</b>	PIM/module in slot <i>fru-slot</i> left offline to avoid exceeding chassis power ratings
<b>Description</b>	The chassis process (chassisd) did not bring online the component (field-replaceable unit, or FRU) in the indicated slot, because doing so causes the total power demand of components in the chassis to exceed the chassis' power ratings. On a J-series Services Router, the component is a Physical Interface Module (PIM) or other module that installs in a PIM slot.
<b>Type</b>	Error: An error occurred
<b>Severity</b>	error
<b>Facility</b>	LOG_DAEMON

## CHASSISD\_PSD\_RELEASE\_MASTERSHIP

---

<b>System Log Message</b>	Backup Routing Engine became master, because JUNOS version of former master did not match RSD master
<b>Description</b>	The chassis process (chassisd) running on the master Routing Engine on a System-Domain routing node relinquished mastership to the backup Routing Engine in the PSD.
<b>Type</b>	Event: This message reports an event, not an error
<b>Severity</b>	notice
<b>Facility</b>	LOG_DAEMON
<b>Cause</b>	The version of the JUNOS software on the master Routing Engine did not match the version on the RSD platform's master Routing Engine. The version on the backup Routing Engine did match the RSD platform.

## CHASSISD\_PSM\_NOT\_OK

---

<b>System Log Message</b>	<i>error-message</i> for PDU <i>pdu-slot</i> PSM <i>psm-slot</i> (status bits: <i>0xstatus-code</i> )
<b>Description</b>	The chassis process (chassisd) detected the indicated error condition for the indicated power supply module (PSM).
<b>Type</b>	Event: This message reports an event, not an error
<b>Severity</b>	warning
<b>Facility</b>	LOG_DAEMON
<b>Action</b>	Contact your technical support representative.

## CHASSISD\_PSU\_ERROR

---

<b>System Log Message</b>	<i>error-message</i> power supply <i>pem-slot</i> (status bits: <i>0xstatus-code</i> ); status failure
<b>Description</b>	The chassis process (chassisd) detected the indicated error condition for the indicated power supply unit (PSU).

<b>Type</b>	Event: This message reports an event, not an error
<b>Severity</b>	warning
<b>Facility</b>	LOG_DAEMON
<b>Action</b>	For more information, see <a href="#">KB18838</a> .

---

## CHASSISD\_PSU\_FAN\_FAIL

---

<b>System Log Message</b>	Fan Fail for power supply <i>pem-slot</i>
<b>Description</b>	PSU Fan fail bit is set in the status for the indicated power supply unit (PSU)
<b>Type</b>	Error: An error occurred
<b>Severity</b>	warning
<b>Facility</b>	LOG_DAEMON
<b>Action</b>	For more information, see <a href="#">KB18839</a> .

---

## CHASSISD\_PSU\_INPUT\_BAD

---

<b>System Log Message</b>	<i>error-message</i> power supply <i>pem-slot</i> (status bits: <i>0xstatus-code</i> ); Input failure
<b>Description</b>	The chassis process (chassisd) detected the input voltage/warning fault condition for the indicated power supply unit (PSU).
<b>Type</b>	Event: This message reports an event, not an error
<b>Severity</b>	warning
<b>Facility</b>	LOG_DAEMON
<b>Action</b>	Check the status of the input connections. For more information, see <a href="#">KB18840</a> .

---

## CHASSISD\_PSU\_OVERLOAD

---

<b>System Log Message</b>	Overload condition for power supply <i>pem-slot</i> (status bits: <i>0xstatus-code</i> );
<b>Description</b>	The indicated power supply unit (PSU) reported an output voltage overload condition.
<b>Type</b>	Event: This message reports an event, not an error
<b>Severity</b>	warning
<b>Facility</b>	LOG_DAEMON
<b>Cause</b>	There might have been excessive load on the PSU.
<b>Action</b>	For more information, see <a href="#">KB18841</a> .

---

## CHASSISD\_PSU\_TEMPERATURE

---

<b>System Log Message</b>	Temperature check bit set for power supply <i>pem-slot</i> ; airflow might be inadequate
---------------------------	--



<b>Description</b>	The chassis process (chassisd) detected that the 'temperature check bit' was set in the status bit mask for the indicated power supply unit (PSU).
<b>Type</b>	Event: This message reports an event, not an error
<b>Severity</b>	warning
<b>Facility</b>	LOG_DAEMON
<b>Cause</b>	The PSU might have exceeded its temperature threshold, possibly because the airflow through it was inadequate.
<b>Action</b>	For more information, see <a href="#">KB18842</a> .

---

## CHASSISD\_PSU\_VOLTAGE

---

<b>System Log Message</b>	Power supply <i>pem-slot</i> reports problem; check output voltage
<b>Description</b>	The indicated power supply unit (PSU) reported a problem with its output voltage.
<b>Type</b>	Event: This message reports an event, not an error
<b>Severity</b>	warning
<b>Facility</b>	LOG_DAEMON
<b>Cause</b>	There might have been excessive load on the PSU.
<b>Action</b>	For more information, see <a href="#">KB18843</a> .

---

## CHASSISD\_RANGE\_CHECK

---

<b>System Log Message</b>	<i>function-name</i> : '0xvalue' is invalid value for <i>object-name</i> (out of range)
<b>Description</b>	The indicated value was outside the valid range of values for the indicated object.
<b>Type</b>	Error: An error occurred
<b>Severity</b>	error
<b>Facility</b>	LOG_DAEMON
<b>Action</b>	Contact your technical support representative.

---

## CHASSISD\_RECONNECT\_SUCCESSFUL

---

<b>System Log Message</b>	Successfully reconnected on soft restart
<b>Description</b>	The chassis process (chassisd) successfully reconnected with each Packet Forwarding Engine after a soft restart.
<b>Type</b>	Event: This message reports an event, not an error
<b>Severity</b>	notice

Facility LOG\_DAEMON

---

## CHASSISD\_RELEASE\_MASTERSHIP

---

**System Log Message** Release mastership notification

**Description** The chassis process (chassisd) running on the master Routing Engine received a request to release mastership.

**Type** Event: This message reports an event, not an error

**Severity** info

**Facility** LOG\_DAEMON

**Cause** The Routing Engine was probably rebooting and graceful Routing Engine switchover is configured.

---

## CHASSISD\_RE\_CONSOLE\_FE\_STORM

---

**System Log Message** Console device encountering framing error storm on Routing Engine *routing-engine-slot* (possibly a bad console cable)

**Description** At least one console device on the Routing Engine has encountered excessive framing errors. This can be indicative of a bad cable connected to the device (especially true in the case of a serial console port.)

**Type** Error: An error occurred

**Severity** error

**Facility** LOG\_DAEMON

---

## CHASSISD\_RE\_INIT\_INVALID\_RE\_SLOT

---

**System Log Message** re\_init: re *routing-engine-slot*, out of range

**Description** The chassis process (chassisd) could not initialize a Routing Engine because the slot number specified for it was invalid.

**Type** Error: An error occurred

**Severity** error

**Facility** LOG\_DAEMON

---

## CHASSISD\_RE\_OVER\_TEMP\_CONDITION

---

**System Log Message** Routing Engine *routing-engine-slot* temperature (*temperature C*) over *threshold* degrees C

**Description** The temperature of the indicated Routing Engine exceeded the indicated temperature, which is the upper of two thresholds.

**Type** Error: An error occurred

**Severity** error

**Facility** LOG\_DAEMON

**Action** Increase cooling in the area around the chassis. For more information, see [KB18844](#).

---

## CHASSISD\_RE\_OVER\_TEMP\_SHUTDOWN

---

**System Log Message** Routing Engine *routing-engine-slot* temperature above *threshold* degrees C for too long;  
*action*

**Description** The chassis process (chassisd) performed the indicated action because the temperature of the indicated Routing Engine exceeded the maximum threshold for more than four minutes. Continued operation at the excessive temperature could damage routing platform components.

**Type** Error: An error occurred

**Severity** critical

**Facility** LOG\_DAEMON

**Action** Increase cooling in the area around the chassis. For more information, see [KB18845](#).

---

## CHASSISD\_RE\_OVER\_TEMP\_WARNING

---

**System Log Message** Routing Engine *routing-engine-slot* temperature (*temperature* C) over *threshold* degrees C, *component* will shutdown in *duration* seconds if condition persists

**Description** The temperature of the indicated Routing Engine exceeded the indicated temperature, which is the upper of two thresholds. If the temperature does not go below the threshold within four minutes after the chassis process (chassisd) detects this condition, the chassisd process shuts down the indicated component. When this message was logged, the indicated number of seconds remained before shutdown.

**Type** Error: An error occurred

**Severity** error

**Facility** LOG\_DAEMON

**Action** Increase cooling in the area around the chassis. For more information, see [KB18846](#).

---

## CHASSISD\_RE\_WARM\_TEMP\_CONDITION

---

**System Log Message** Routing Engine *routing-engine-slot* temperature (*temperature* C) is above warm temperature limit (*threshold* C)

**Description** The temperature of the indicated Routing Engine exceeded the indicated temperature, which is the lower of two thresholds.

**Type** Event: This message reports an event, not an error

**Severity** error

**Facility** LOG\_DAEMON

**Action** Increase cooling in the area around the chassis.

---

## CHASSISD\_ROOT\_MOUNT\_ERROR

---

**System Log Message** Unable to determine the mount point for root directory: *error-message*

**Description** The chassis process (chassisd) could not determine the mount point for the root file system.

**Type** Error: An error occurred

**Severity** error

**Facility** LOG\_DAEMON

---

## CHASSISD\_RTS\_SEQ\_ERROR

---

**System Log Message** ifmsg sequence gap *expected-value - received-value*

**Description** The chassis process (chassisd) received a routing socket message out of order.

**Type** Event: This message reports an event, not an error

**Severity** warning

**Facility** LOG\_DAEMON

**Cause** A routing socket message was lost because of excessive load or lack of memory.

---

## CHASSISD\_SBOARD\_VERSION\_MISMATCH

---

**System Log Message** Version mismatch: chassisd message version *expected-value fru-name* message version *received-value* local IPC version *local-ipc-version* remote IPC version *remote-ipc-version*

**Description** The chassis process (chassisd) verifies that it supports the revision level or version of a component (field-replaceable unit, or FRU). The revision level for the indicated FRU was unsupported or otherwise invalid.

**Type** Error: An error occurred

**Severity** error

**Facility** LOG\_DAEMON

**Cause** Either a previous software upgrade did not complete successfully, or the chassisd process or FRU did not restart after a successful software upgrade.

**Action** Upgrade the software and reboot the routing platform.

---

## CHASSISD\_SENSOR\_RANGE\_NOTICE

---

**System Log Message** *fru-name fru-slot* temperature is *temperature* degrees C, which is outside operating range

**Description** The temperature sensor on the indicated component (field-replaceable unit, or FRU) reported the indicated temperature, which is outside the acceptable operating range.

<b>Type</b>	Event: This message reports an event, not an error
<b>Severity</b>	warning
<b>Facility</b>	LOG_DAEMON
<b>Cause</b>	Some sensors generate erroneous readings when a FRU starts up. When this happens, the chassis process (chassisd) rereads the sensor at a later time.

---

## CHASSISD\_SERIAL\_ID

---

<b>System Log Message</b>	Serial ID read error: <i>error-code -- error-message</i>
<b>Description</b>	The chassis process (chassisd) could not obtain the Routing Engine's serial number from the kernel because of the indicated error.
<b>Type</b>	Error: An error occurred
<b>Severity</b>	warning
<b>Facility</b>	LOG_DAEMON

---

## CHASSISD\_SFM\_MODE\_ERROR

---

<b>System Log Message</b>	<i>function-name: error-message</i>
<b>Description</b>	The chassis process could not configure a requested operational mode for a Switching and Forwarding Module (SFM), for the indicated reason.
<b>Type</b>	Error: An error occurred
<b>Severity</b>	info
<b>Facility</b>	LOG_DAEMON
<b>Cause</b>	Possible reasons include (a) the requested mode is available only with certain versions of an application-specific integrated circuit (ASIC) (b) not all SFMs are online as required by the requested mode (c) cross-connect mode cannot be configured if an OC-192c Physical Interface Card (PIC) is installed.

---

## CHASSISD\_SFM\_NOT\_ONLINE

---

<b>System Log Message</b>	<i>function-name: SFM sfm-slot</i> not online
<b>Description</b>	The indicated Switching and Forwarding Module (SFM) was offline.
<b>Type</b>	Error: An error occurred
<b>Severity</b>	error
<b>Facility</b>	LOG_DAEMON
<b>Action</b>	Contact your technical support representative.

## CHASSISD\_SHUTDOWN\_NOTICE

---

<b>System Log Message</b>	Shutdown reason: <i>reason</i>
<b>Description</b>	Although the chassis process (chassisd) normally does not exit or shut down except when the Routing Engine reboots, it shut down for the indicated reason.
<b>Type</b>	Event: This message reports an event, not an error
<b>Severity</b>	warning
<b>Facility</b>	LOG_DAEMON

## CHASSISD\_SIB\_INVALID\_SLOT

---

<b>System Log Message</b>	<i>fru-name</i> in invalid slot <i>slot</i>
<b>Description</b>	The chassis process (chassisd) detected the presence of the switch interface board (SIB) in an invalid slot. The SIB remains offline.
<b>Type</b>	Error: An error occurred
<b>Severity</b>	error
<b>Facility</b>	LOG_DAEMON
<b>Action</b>	Contact your technical support representative. For more information, see <a href="#">KB18848</a> .

## CHASSISD\_SIGPIPE

---

<b>System Log Message</b>	SIGPIPE received
<b>Description</b>	The chassis process (chassisd) received a signal indicating that its attempt to write to a pipe failed because the reader (which could be another process or thread) did not exist.
<b>Type</b>	Event: This message reports an event, not an error
<b>Severity</b>	error
<b>Facility</b>	LOG_DAEMON
<b>Cause</b>	The entity at the other end of the pipe exited or closed the connection.

## CHASSISD\_SMB\_ERROR

---

<b>System Log Message</b>	smb_read: fpga download not complete: val <i>return-value</i> , <i>action</i>
<b>Description</b>	The system management bus (SMB) could not download field-programmable gate array (FPGA) information and returned the indicated status code. The chassis process (chassisd) took the indicated action.
<b>Type</b>	Error: An error occurred
<b>Severity</b>	error
<b>Facility</b>	LOG_DAEMON

## CHASSISD\_SMB\_INVALID\_PS

---

<b>System Log Message</b>	<i>function-name</i> : invalid power supply status code ( <i>0xstatus-code</i> )
<b>Description</b>	The chassisd process (chassisd) could not set the status (enabled or disabled) for a power supply, because it received the indicated power supply status code, which is invalid.
<b>Type</b>	Error: An error occurred
<b>Severity</b>	critical
<b>Facility</b>	LOG_DAEMON
<b>Action</b>	Contact your technical support representative. For more information, see <a href="#">KB18849</a> .

## CHASSISD\_SMB\_IOCTL\_FAILURE

---

<b>System Log Message</b>	<i>function-name</i> : 'operation' ioctl failed on system management bus (address <i>0xmemory-address</i> , cmd <i>0xcommand</i> )
<b>Description</b>	The indicated ioctl() operation failed at the indicated address on the system management bus (SMB).
<b>Type</b>	Error: An error occurred
<b>Severity</b>	critical
<b>Facility</b>	LOG_DAEMON
<b>Action</b>	Contact your technical support representative. For more information, see <a href="#">KB18850</a> .

## CHASSISD\_SMB\_READ\_FAILURE

---

<b>System Log Message</b>	<i>function-name</i> : read() failed on system management bus (address <i>0xmemory-address</i> )
<b>Description</b>	A read() operation failed at the indicated address on the system management bus (SMB).
<b>Type</b>	Error: An error occurred
<b>Severity</b>	critical
<b>Facility</b>	LOG_DAEMON
<b>Action</b>	Contact your technical support representative. For more information, see <a href="#">KB18851</a> .

## CHASSISD\_SNMP\_TRAP1

---

<b>System Log Message</b>	SNMP trap generated: <i>trap (argument1 value1)</i>
<b>Description</b>	The chassisd process (chassisd) generated the indicated simple network management protocol (snmp) trap with the indicated value.
<b>Type</b>	Event: This message reports an event, not an error
<b>Severity</b>	notice

Facility LOG\_DAEMON

---

### CHASSISD\_SNMP\_TRAP10

---

**System Log Message** SNMP trap generated: *trap (argument1 value1, argument2 value2, argument3 value3, argument4 value4, argument5 value5, argument6 value6, argument7 value7, argument8 value8, argument9 value9, argument10 value10)*

**Description** The chassis process (chassisd) generated a Simple Network Management Protocol (SNMP) trap with the ten indicated argument-value pairs.

**Type** Event: This message reports an event, not an error

**Severity** notice

**Facility** LOG\_DAEMON

---

### CHASSISD\_SNMP\_TRAP6

---

**System Log Message** SNMP trap generated: *trap (argument1 value1, argument2 value2, argument3 value3, argument4 value4, argument5 value5, argument6 value6)*

**Description** The chassis process (chassisd) generated a Simple Network Management Protocol (SNMP) trap with the six indicated argument-value pairs.

**Type** Event: This message reports an event, not an error

**Severity** notice

**Facility** LOG\_DAEMON

---

### CHASSISD\_SNMP\_TRAP7

---

**System Log Message** SNMP trap generated: *trap (argument1 value1, argument2 value2, argument3 value3, argument4 value4, argument5 value5, argument6 value6, argument7 value7)*

**Description** The chassis process (chassisd) generated a Simple Network Management Protocol (SNMP) trap with the seven indicated argument-value pairs.

**Type** Event: This message reports an event, not an error

**Severity** notice

**Facility** LOG\_DAEMON

---

### CHASSISD\_SPI\_IOCTL\_FAILURE

---

**System Log Message** *function-name: reason Oxaddress, error error-message*

**Description** The chassis process (chassisd) could not perform the indicated ioctl() operation on the indicated register of the spi device.

**Type** Error: An error occurred

**Severity** error

**Facility** LOG\_DAEMON



**Action** Contact your technical support representative.

---

## CHASSISD\_SPMB\_RESTART

---

**System Log Message** SPMB *slot* restarted

**Description** The indicated Switch Processor Mezzanine Board (SPMB) restarted.

**Type** Event: This message reports an event, not an error

**Severity** info

**Facility** LOG\_DAEMON

---

## CHASSISD\_SPMB\_RESTART\_TIMEOUT

---

**System Log Message** Attempt *count* to restart SPMB *slot* timed out; *action*

**Description** The chassis process (chassisd) tried the indicated number of times to bring the indicated Switch Processor Mezzanine Board (SPMB) online. The chassisd process performed the indicated action as a result of the failure.

**Type** Event: This message reports an event, not an error

**Severity** error

**Facility** LOG\_DAEMON

---

## CHASSISD\_SSB\_FAILOVERS

---

**System Log Message** *fru-name* failover occurred *count* times

**Description** The indicated packet-switching component or control board failed over to a redundant neighbor the indicated number of times, which exceeds the maximum limit.

**Type** Event: This message reports an event, not an error

**Severity** warning

**Facility** LOG\_DAEMON

**Cause** There is probably a system error.

**Action** Contact your technical support representative.

---

## CHASSISD\_STANDALONE\_FPC\_NOTICE

---

**System Log Message** chassisd running in standalone FPC mode *mode*

**Description** The chassis process (chassisd) was running in the indicated standalone Flexible PIC Concentrator (FPC) mode. This message was logged in case the administrator wants it to run in a different mode.

**Type** Event: This message reports an event, not an error

**Severity** warning

Facility LOG\_DAEMON

---

## CHASSISD\_SYSCTL\_ERROR

---

**System Log Message** *function-name: sysctl-error error from sysctl-function-name: error-message (errno error-code)*

**Description** The chassis process (chassisd) received the indicated error from the indicated sysctl() operation.

**Type** Error: An error occurred

**Severity** error

**Facility** LOG\_DAEMON

---

## CHASSISD\_TEMP\_HOT\_NOTICE

---

**System Log Message** *fru-name* temperature of *temperature* degrees C is above limit (*threshold* degrees)

**Description** The temperature of the chassis, or of the indicated component (field-replaceable unit, or FRU), exceeded the lower of two thresholds. The chassis process (chassisd) increased the speed of all functioning fans (and impellers, if applicable) to full speed. If the temperature did not decrease below the threshold within 4 minutes after this message was logged, the chassisd process shut down the routing platform.

**Type** Event: This message reports an event, not an error

**Severity** error

**Facility** LOG\_DAEMON

**Action** Increase cooling in the area around the chassis.

---

## CHASSISD\_TEMP\_SENSOR\_FAILURE

---

**System Log Message** *function-name*: unable to read temperature sensor for *fru-name*

**Description** The temperature sensor for the indicated component (field-replaceable unit, or FRU) either did not respond to a request from the chassis process (chassisd) for a temperature reading or sent a value that is outside the normal operating range.

**Type** Error: An error occurred

**Severity** error

**Facility** LOG\_DAEMON

**Action** Contact your technical support representative. For more information, see [KB18852](#).

---

## CHASSISD\_TERM\_SIGNAL

---

**System Log Message** Received SIGTERM request, shutting down

**Description** The chassis process (chassisd) received the SIGTERM signal, indicating that it should terminate. It began the procedure for clean shutdown and exit, but possibly restarted automatically after exiting.

**Type** Event: This message reports an event, not an error

**Severity** info

**Facility** LOG\_DAEMON

---

## CHASSISD\_TIMER\_CLR\_ERR

**System Log Message** *function-name: message*

**Description** The chassis process (chassisd) could not clear the state of the timer it had set to track the timeout period for an event.

**Type** Error: An error occurred

**Severity** error

**Facility** LOG\_DAEMON

---

## CHASSISD\_TIMER\_ERR

**System Log Message** Unable to schedule timeout for *description*

**Description** The chassis process (chassisd) could not start a timer to track the timeout period for the indicated event. The seriousness of this error depends on the event.

**Type** Error: An error occurred

**Severity** error

**Facility** LOG\_DAEMON

**Action** Contact your technical support representative.

---

## CHASSISD\_TIMER\_VAL\_ERR

**System Log Message** Null timer ID

**Description** The chassis process (chassisd) started a timer to track the timeout period for an event. The timer returned a null identifier, so the chassisd process could not clear the timer.

**Type** Error: An error occurred

**Severity** error

**Facility** LOG\_DAEMON

**Action** For more information, see [KB18853](#).

---

## CHASSISD\_UNEXPECTED\_EXIT

**System Log Message** evMainLoop returned *return-value* (*errno error-code*)

<b>Description</b>	The chassis process (chassisd) exited unexpectedly and reported the indicated error.
<b>Type</b>	Error: An error occurred
<b>Severity</b>	error
<b>Facility</b>	LOG_DAEMON
<b>Action</b>	For more information, see <a href="#">KB18854</a> .

---

## CHASSISD\_UNEXPECTED\_VALUE

---

<b>System Log Message</b>	<i>function-name: 'value' is invalid value for object-name</i>
<b>Description</b>	The indicated value was specified for the indicated object in a message received by the chassis process (chassisd). The value is invalid for that type of object.
<b>Type</b>	Error: An error occurred
<b>Severity</b>	warning
<b>Facility</b>	LOG_DAEMON
<b>Action</b>	Contact your technical support representative.

---

## CHASSISD\_UNSUPPORTED\_FPC

---

<b>System Log Message</b>	FPC with I2C ID of <i>0xi2c-id</i> is not supported
<b>Description</b>	A Flexible PIC Concentrator (FPC) of the indicated type was installed in the routing platform. The software does not support that FPC type on this platform.
<b>Type</b>	Error: An error occurred
<b>Severity</b>	error
<b>Facility</b>	LOG_DAEMON
<b>Action</b>	Contact your technical support representative.

---

## CHASSISD\_UNSUPPORTED\_MODEL

---

<b>System Log Message</b>	Model <i>model</i> unsupported with this version of chassisd
<b>Description</b>	The version of the chassis process (chassisd) software that is installed on the routing platform does not support this type of chassis.
<b>Type</b>	Error: An error occurred
<b>Severity</b>	warning
<b>Facility</b>	LOG_DAEMON
<b>Action</b>	Contact your technical support representative.

## CHASSISD\_UNSUPPORTED\_PIC

---

<b>System Log Message</b>	PIC <i>pic-slot</i> in FPC <i>fpc-slot</i> (type <i>pic-type</i> , version <i>version</i> ) is not supported
<b>Description</b>	The indicated Physical Interface Card (PIC) is either not supported on this routing platform or is not supported by the installed version of the chassis process (chassisd) software. The chassisd process did not bring the PIC online.
<b>Type</b>	Error: An error occurred
<b>Severity</b>	warning
<b>Facility</b>	LOG_DAEMON
<b>Action</b>	Contact your technical support representative.

## CHASSISD\_UNSUPPORTED\_PIC\_MODE

---

<b>System Log Message</b>	Application mode <i>mode</i> is not supported for PIC <i>pic-slot</i> in FPC <i>fpc-slot</i>
<b>Description</b>	The indicated Physical Interface Card (PIC) does not support the indicated application mode configured for it.
<b>Type</b>	Event: This message reports an event, not an error
<b>Severity</b>	warning
<b>Facility</b>	LOG_DAEMON
<b>Action</b>	Check which application modes are supported for the PIC.

## CHASSISD\_UNSUPPORTED\_SIB

---

<b>System Log Message</b>	SIB with assembly ID <i>assembly-id</i> is not supported
<b>Description</b>	The chassis process (chassisd) detected the presence of a new Switch Interface Board (SIB) with the indicated assembly ID. The SIB remains offline, because it is not a supported type.
<b>Type</b>	Error: An error occurred
<b>Severity</b>	error
<b>Facility</b>	LOG_DAEMON
<b>Action</b>	Contact your technical support representative.

## CHASSISD\_VCHASSIS\_CONVERT\_ERROR

---

<b>System Log Message</b>	<i>function-name: fpc-slot/pic-slot/port</i> conversion timeout; type <i>type-string</i>
<b>Description</b>	The chassis process (chassisd) timed out awaiting notification from an fpc that an interface being converted to or from a vc-port was deleted.
<b>Type</b>	Error: An error occurred

**Severity** error  
**Facility** LOG\_DAEMON

---

### CHASSISD\_VCHASSIS\_LICENSE\_ERROR

---

**System Log Message** Virtual Chassis License not installed

**Description** A virtual-chassis operational mode command was executed without a valid virtual chassis license being installed.

**Type** Error: An error occurred

**Severity** error

**Facility** LOG\_DAEMON

---

### CHASSISD\_VERSION\_MISMATCH

---

**System Log Message** Version mismatch: chassisd message version *expected-value fru-name fru-slot* message version *received-value* local IPC version *local-ipc-version* remote IPC version *remote-ipc-version*

**Description** As a component (field-replaceable unit, or FRU) comes online, the chassis process (chassisd) verifies that the FRU's revision level or version is supported. The revision level of the indicated FRU was unsupported or otherwise invalid.

**Type** Error: An error occurred

**Severity** error

**Facility** LOG\_DAEMON

**Cause** Either a previous software upgrade did not complete successfully, or the chassisd process or FRU did not restart after a successful software upgrade.

**Action** Upgrade the software and reboot the routing platform.

---

### CHASSISD\_VOLTAGE\_READ\_FAILED

---

**System Log Message** Unable to read voltage from *fru-name* (group *group-id*, address *address*, channel *voltage-channel*)

**Description** The chassis process (chassisd) could not read voltage data from the indicated component (field-replaceable unit, or FRU).

**Type** Error: An error occurred

**Severity** error

**Facility** LOG\_DAEMON

**Action** Contact your technical support representative. For more information, see [KB18855](#).

## CHASSISD\_VOLTAGE\_SENSOR\_INIT

---

<b>System Log Message</b>	Unable to initialize voltage sensor for <i>fru-name</i> (group <i>group-id</i> , address <i>address</i> )
<b>Description</b>	The chassis process (chassisd) could not initialize the voltage sensor for the indicated component (field-replaceable unit, for FRU).
<b>Type</b>	Error: An error occurred
<b>Severity</b>	error
<b>Facility</b>	LOG_DAEMON
<b>Action</b>	Contact your technical support representative.

## CHASSISD\_VSERIES\_LICENSE\_ERROR

---

<b>System Log Message</b>	CHASSISD_VSERIES_LICENSE_ERROR: <i>error-message</i>
<b>Description</b>	A virtual Appliance Operational Command was executed without a valid virtual appliance license being installed.
<b>Type</b>	Error: An error occurred
<b>Severity</b>	error
<b>Facility</b>	LOG_DAEMON

## CHASSISD\_ZONE\_BLOWERS\_SPEED

---

<b>System Log Message</b>	Fans and impellers in zone <i>zone</i> are now running at normal speed
<b>Description</b>	The fans (and impellers, if applicable) in zone were running at the normal speed.
<b>Type</b>	Event: This message reports an event, not an error
<b>Severity</b>	notice
<b>Facility</b>	LOG_DAEMON

## CHASSISD\_ZONE\_BLOWERS\_SPEED\_FULL

---

<b>System Log Message</b>	Fans and impellers in zone <i>zone</i> being set to full speed [ <i>reason</i> ]
<b>Description</b>	For the indicated reason, the chassis process (chassisd) increased the speed of fans (and impellers, if applicable) in zone to the maximum.
<b>Type</b>	Event: This message reports an event, not an error
<b>Severity</b>	notice
<b>Facility</b>	LOG_DAEMON





## CHAPTER 19

# CHASSISM System Log Messages

This chapter describes messages with the **CHASSISM** prefix. They are generated by the chassis manager process (chassism), which controls hardware components on the routing platform.

### CHASSISM\_SYSTEM

---

<b>System Log Message</b>	<i>reason: error-message</i>
<b>Description</b>	A system call made by this process failed.
<b>Type</b>	Error: An error occurred
<b>Severity</b>	error
<b>Facility</b>	LOG_DAEMON
<b>Cause</b>	It is possible that the kernel lacked the resources to fulfill the request.



## CHAPTER 20

# COSD System Log Messages

This chapter describes messages with the **COSD** prefix. They are generated by the class-of-service (CoS) process (cosd), which enables the routing platform to provide different levels of service to applications based on packet classifications.

### COSD\_AGGR\_CONFIG\_INVALID

---

<b>System Log Message</b>	Error: Cannot have config <i>error-message interface-name</i>
<b>Description</b>	The class-of-service (CoS) process (cosd) did not apply the config on this interface because it was not valid in this case.
<b>Type</b>	Error: An error occurred
<b>Severity</b>	error
<b>Facility</b>	LOG_DAEMON
<b>Cause</b>	One possible cause is if any Class-of-Service is configured on an interface which is a part of an aggregated interface
<b>Action</b>	Remove or change the config from/on the interface.

### COSD\_CHASSIS\_SCHED\_MAP\_INVALID

---

<b>System Log Message</b>	Chassis scheduler map incorrectly applied to interface <i>interface-name: error-message</i>
<b>Description</b>	The class-of-service (CoS) process (cosd) did not apply a chassis scheduler map to the indicated interface, because the configuration used to apply the scheduler map was invalid.
<b>Type</b>	Error: An error occurred
<b>Severity</b>	error
<b>Facility</b>	LOG_DAEMON
<b>Cause</b>	One possible cause is that the chassis scheduler map is applied to a specific interface. For most interface types, a scheduler map must be applied to all interfaces on the PIC; therefore, a wildcard must be used to specify the interfaces. One exception to this rule is the Gigabit Ethernet IQ PIC.

**Action** Correct the configuration used to apply the chassis scheduler map to the interface.

---

## COSD\_CLASSIFIER\_NO\_SUPPORT\_LSI

---

**System Log Message** Cannot support classifier type *classifier-type* on lsi interface *interface-name*

**Description** The Differentiated Services code point (DSCP) classifier and the 802.1p classifier are only supported on I-Chip based Flexible PIC Concentrators (FPCs).

**Type** Error: An error occurred

**Severity** error

**Facility** LOG\_DAEMON

**Action** Remove the DSCP or the 802.1p classifier configuration from the routing instance

---

## COSD\_CLASS\_8021P\_UNSUPPORTED

---

**System Log Message** ieee-802.1 classifier is not valid on interface *interface-name*

**Description** The IEEE 802.1p classifier is not supported on the indicated interface.

**Type** Error: An error occurred

**Severity** warning

**Facility** LOG\_DAEMON

**Action** Remove the 802.1p classifier configuration from the interface, or configure an interface encapsulation type that supports 802.1p classifiers.

---

## COSD\_CONF\_OPEN\_FAILURE

---

**System Log Message** Unable to open: *filename*, using default CoS forwarding classes, do 'commit full' in cli to avoid this message

**Description** The class-of-service (CoS) process (cosd) could not read configuration data.

**Type** Error: An error occurred

**Severity** error

**Facility** ANY

**Cause** All of the following reasons: mgd -l fails after upgrade-the file cosd.conf does not exist and is not created because of the mgd -l failure The first commit is 'commit' and not 'commit full'-the file cosd.conf does not commit and is not created automatically [class-of-service forwarding-classes] does not exist-the file cosd.conf does not get exported with plain 'commit'

**Action** Do a 'commit full'

## COSD\_DB\_OPEN\_FAILED

---

<b>System Log Message</b>	Unable to open configuration database: <i>error-message(name)</i>
<b>Description</b>	The class-of-service (CoS) process (cosd) could not read configuration data for the indicated reason.
<b>Type</b>	Error: An error occurred
<b>Severity</b>	error
<b>Facility</b>	LOG_DAEMON
<b>Cause</b>	The specified database does not exist
<b>Action</b>	Contact your technical support representative.

## COSD\_EXACT\_RATE\_UNSUPP\_INTERFACE

---

<b>System Log Message</b>	Unable to apply scheduler map <i>scheduler-map</i> to interface <i>interface-name</i> because it does not support exact-rate transmission
<b>Description</b>	The class-of-service (CoS) process (cosd) did not apply the indicated scheduler map to the indicated interface, because a scheduler named in the scheduler map specifies exact transmission rate. The interface is housed on a type of PIC that does not support exact transmission rate, such as an IQ2 PIC. In terms of configuration, the 'exact' statement is included in the scheduler definition at the [edit class-of-service schedulers <scheduler-name> transmit-rate (<rate>   percent <percentage>)] hierarchy level. The scheduler is included in the scheduler map that is applied to the interface.
<b>Type</b>	Error: An error occurred
<b>Severity</b>	error
<b>Facility</b>	LOG_DAEMON
<b>Action</b>	Remove the 'exact' statement from the scheduler in the scheduler map applied to the interface.

## COSD\_EXACT\_RATE\_UNSUPP\_SESSION

---

<b>System Log Message</b>	Unable to apply CoS to L2TP session <i>session-id</i> , because scheduler map <i>scheduler-map</i> specifies exact rate transmission
<b>Description</b>	The class-of-service (CoS) process (cosd) did not apply CoS settings to the indicated Layer 2 Tunneling Protocol (L2TP) session, because the scheduler map specified by the RADIUS server for the session is configured for exact transmission rate. Exact transmission rate is not supported for L2TP sessions on the type of PIC that houses the interface, such as an IQ2 PIC. In terms of configuration, the 'exact' statement is included in a scheduler definition at the [edit class-of-service schedulers <scheduler-name> transmit-rate (<rate>   percent <percentage>)] hierarchy level. The scheduler is included in a scheduler map that is associated with a traffic control profile. The traffic control profile is named

by an attribute in the RADIUS server's configuration file, which makes the profile apply to the session.

<b>Type</b>	Error: An error occurred
<b>Severity</b>	error
<b>Facility</b>	LOG_DAEMON
<b>Action</b>	Remove the 'exact' statement from the scheduler in the scheduler map applied to the session.

---

## COSD\_FRAGMENTATION\_MAP\_CONFLICT

---

**System Log Message** Interface *compression-device* matches wildcard *wildcard-interface-name*, but fragmentation map *fragmentation-map* was not applied because interface is compression device for link interface *link-interface-name*

**Description** The indicated fragmentation map is normally applied to interfaces that match the indicated wildcard. The class-of-service (CoS) process (cosd) did not apply the fragmentation map to the indicated interface, even though it matches the wildcard, because the interface is acting as a compression device for the indicated link interface.

<b>Type</b>	Error: An error occurred
<b>Severity</b>	warning
<b>Facility</b>	LOG_DAEMON
<b>Action</b>	Correct the configuration of the fragmentation map.

---

## COSD\_HIGH\_PRIO\_QUEUES\_INTERFACE

---

**System Log Message** Unable to apply scheduler map *scheduler-map* to interface *interface-name*, because multiple schedulers in map have "high," "medium-high," or "strict-high" priority

**Description** The class-of-service (CoS) process (cosd) did not apply the indicated scheduler map to the indicated interface, because the map includes more than one scheduler that has high, medium-high, or strict-high priority. For interfaces that are housed by certain PICs, such as an IQ2 PIC, the scheduler map can include only one scheduler that specifies one of those three priority levels. In terms of configuration, the 'priority' statement at the [edit class-of-service schedulers <scheduler-name>] hierarchy level has the value 'high, ' 'medium-high, ' or 'strict-high' for more than one of the schedulers in the map.

<b>Type</b>	Error: An error occurred
<b>Severity</b>	error
<b>Facility</b>	LOG_DAEMON
<b>Action</b>	Correct the configuration so that the scheduler map includes only one scheduler with high, medium-high, or strict-high priority.

## COSD\_HIGH\_PRIO\_QUEUES\_SESSION

---

<b>System Log Message</b>	Unable to apply CoS to L2TP session <i>session-id</i> , because multiple schedulers in scheduler map <i>scheduler-map</i> have "high," "medium-high," or "strict-high" priority
<b>Description</b>	The class-of-service (CoS) process (cosd) did not apply CoS settings to the indicated Layer 2 Tunneling Protocol (L2TP) session because the scheduler map specified by the RADIUS server for the session includes more than one scheduler that has high, medium-high, or strict-high priority. For interfaces that are housed by certain Physical Interface Cards (PICs), such as an IQ2 PIC, the scheduler map can include only one scheduler that specifies one of those three priority levels. In terms of configuration, the 'priority' statement at the [edit class-of-service schedulers <scheduler-name>] hierarchy level has the value 'high,' 'medium-high,' or 'strict-high' for more than one of the schedulers in the map. The map is associated with a traffic control profile that is named by an attribute in the RADIUS server's configuration file, which makes the profile apply to the session.
<b>Type</b>	Error: An error occurred
<b>Severity</b>	error
<b>Facility</b>	LOG_DAEMON
<b>Action</b>	Correct the configuration so that the scheduler map includes only one scheduler with high, medium-high, or strict-high priority.

## COSD\_IFD\_OUTPUT\_SHAPING\_RATE\_ERR

---

<b>System Log Message</b>	Traffic shaping not supported on interface device <i>interface-name</i>
<b>Description</b>	The class-of-service (CoS) process (cosd) did not apply the shaping rate that is configured for the indicated interface.
<b>Type</b>	Error: An error occurred
<b>Severity</b>	error
<b>Facility</b>	LOG_DAEMON
<b>Cause</b>	Shaping rate is valid only for interfaces housed by IQ and IQ2 PICs, and the interface is on a different type of PIC.
<b>Action</b>	Remove the shaping rate configuration from the interface.

## COSD\_IFD\_SHAPER\_ERR

---

<b>System Log Message</b>	port shaper not allowed on interface <i>interface-name</i>
<b>Description</b>	The non-queuing dense port concentrators (DPCs) did not support the specified shaping rate.
<b>Type</b>	Error: An error occurred

<b>Severity</b>	error
<b>Facility</b>	LOG_DAEMON
<b>Cause</b>	The port shaper was not supported on the non-queuing DPCs.
<b>Action</b>	Remove the shaping rate configuration from the interface.

---

## COSD\_INTERFACE\_NO\_MEDIA

---

<b>System Log Message</b>	Unable to obtain media information for interface <i>interface-name</i>
<b>Description</b>	The message sent by the kernel for the indicated interface did not include required media information.
<b>Type</b>	Error: An error occurred
<b>Severity</b>	error
<b>Facility</b>	LOG_DAEMON
<b>Cause</b>	An internal software failure occurred.
<b>Action</b>	Contact your technical support representative.

---

## COSD\_L2TP\_COS\_NOT\_CONFIGURED

---

<b>System Log Message</b>	Unable to apply CoS to L2TP session <i>session-id</i> because session-aware CoS is not enabled for interface <i>interface-name</i>
<b>Description</b>	The class-of-service (CoS) process (cosd) did not apply CoS settings to the indicated Layer 2 Tunneling Protocol (L2TP) session on the indicated interface, because the interface is not configured to support session-aware CoS for L2TP. In terms of configuration, the 'per-session-scheduler' statement is not included at the [edit interfaces <interface-name> unit <logical-unit-number>] hierarchy level.
<b>Type</b>	Error: An error occurred
<b>Severity</b>	error
<b>Facility</b>	LOG_DAEMON
<b>Action</b>	Include the 'per-session-scheduler' statement in the configuration for the interface.

---

## COSD\_L2TP\_COS\_NOT\_SUPPORTED

---

<b>System Log Message</b>	Unable to apply CoS to L2TP session <i>session-id</i> on interface <i>interface-name</i> : it does not support CoS
<b>Description</b>	The class-of-service (CoS) process (cosd) did not apply CoS settings to the indicated Layer 2 Tunneling Protocol (L2TP) session on the indicated interface. The interface is configured to support session-aware CoS for L2TP, but is not on a PIC that supports that feature, such as an IQ2 PIC. In terms of configuration, the 'per-session-scheduler'



statement is included at the [edit interfaces <interface-name> unit <logical-unit-number>] hierarchy level.

<b>Type</b>	Error: An error occurred
<b>Severity</b>	error
<b>Facility</b>	LOG_DAEMON
<b>Action</b>	Determine whether the interface is on an PIC that supports session-aware CoS; if not, remove the 'per-session-scheduler' statement.

---

## COSD\_L2TP\_SHAPING\_NOT\_CONFIGURED

---

**System Log Message** Unable to apply CoS to L2TP session *session-id* because session-aware shaping is not enabled for interface *interface-name*

**Description** The class-of-service (CoS) process (cosd) did not apply CoS settings to the indicated Layer 2 Tunneling Protocol (L2TP) session on the indicated interface, because session-aware traffic shaping for L2TP is not configured on the PIC that houses the interface. In terms of configuration, the 'session-shaping' statement is not included at the [edit chassis fpc <slot-number> pic <pic-number> traffic-manager mode] hierarchy level.

<b>Type</b>	Error: An error occurred
<b>Severity</b>	error
<b>Facility</b>	LOG_DAEMON
<b>Action</b>	Include the 'session-shaping' statement in the configuration for the PIC.

---

## COSD\_LARGE\_DELAY\_BUFFER\_INVALID

---

**System Log Message** Error for interface *interface-name* *error-message*

**Description** The class-of-service (CoS) process (cosd) did not apply the large delay buffer setting that is configured for the indicated interface.

<b>Type</b>	Error: An error occurred
<b>Severity</b>	error
<b>Facility</b>	LOG_DAEMON
<b>Cause</b>	The interface is not housed on one of the PIC types that support large delay buffer.
<b>Action</b>	Remove the large delay buffer configuration from the interface.

---

## COSD\_MALLOC\_FAILED

---

**System Log Message** malloc failed: *error-message*

<b>Description</b>	The class-of-service (CoS) process (cosd) could not dynamically allocate memory for the indicated reason.
<b>Type</b>	Error: An error occurred
<b>Severity</b>	error
<b>Facility</b>	LOG_DAEMON
<b>Cause</b>	A software bug caused a memory leak or the Routing Engine did not have sufficient memory.
<b>Action</b>	Contact your technical support representative. For more information, see <a href="#">KB18862</a> .

---

## COSD\_MPLS\_DSCP\_CLASS\_NO\_SUPPORT

---

<b>System Log Message</b>	Cannot support MPLS DSCP classifier on ifl <i>interface-name</i>
<b>Description</b>	The MPLS Differentiated Services code point (DSCP) classifier is only supported on I-Chip based Flexible PIC Concentrators (FPCs). It is not supported on Q2 PICs.
<b>Type</b>	Error: An error occurred
<b>Severity</b>	error
<b>Facility</b>	LOG_DAEMON
<b>Action</b>	Remove the MPLS DSCP classifier configuration from the logical interface.

---

## COSD\_MULTILINK\_CLASS\_CONFLICT

---

<b>System Log Message</b>	Fragmentation map <i>fragmentation-map</i> for wildcard <i>wildcard-interface-name</i> specified multilink class <i>class-name</i> for queue <i>queue-number</i> on interface <i>interface-name</i> , which exceeds configured limit of <i>limit</i>
<b>Description</b>	The indicated fragmentation map is normally applied to interfaces that match the indicated wildcard, and specifies the indicated multilink class setting for queues on those interfaces. The class-of-service (CoS) process (cosd) did not apply the fragmentation map to the indicated interface, even though it matches the wildcard, because the setting in the map exceeds the indicated class limit, which is configured on the interface itself.
<b>Type</b>	Error: An error occurred
<b>Severity</b>	warning
<b>Facility</b>	LOG_DAEMON
<b>Action</b>	Correct the configuration so that the multilink class setting in the fragmentation map does not exceed the class limit for the interface.

---

## COSD\_NULL\_INPUT\_ARGUMENT

---

<b>System Log Message</b>	NULL input argument : <i>error-message</i>
---------------------------	--

**Description** The pointer that was passed to this function was NULL.

**Type** Error: An error occurred

**Severity** error

**Facility** LOG\_DAEMON

**Action** Contact your technical support representative.

---

## COSD\_OUT\_OF\_DEDICATED\_QUEUES

---

**System Log Message** Queue usage count for interface *interface-name* is at *percentage-value* percent

**Description** The class-of-service (CoS) process (cosd) is running out of dedicated queues.

**Type** Event: This message reports an event, not an error

**Severity** warning

**Facility** LOG\_DAEMON

---

## COSD\_RATE\_LIMIT\_INVALID

---

**System Log Message** Unable to apply scheduler map *scheduler-map* to interface *interface-name*. *description*.

**Description** The class-of-service (CoS) process (cosd) did not apply the indicated scheduler map to the indicated interface, because the number of rate limited queues in the scheduler map exceeded the limit supported by this interface or the priority is not supported. The interface is housed in a type of PIC that does not support the number of configured rate limited queues or the priority is not supported. In terms of configuration, the 'rate-limit' statement is included in the scheduler definition at the [edit class-of-service schedulers <scheduler-name> transmit-rate <rate> | percent <percentage>] hierarchy level. The scheduler is included in the scheduler map applied to the interface.

**Type** Error: An error occurred

**Severity** error

**Facility** LOG\_DAEMON

**Action** Either limit the number of rate-limited schedulers in this scheduler map to the allowed maximum for this PIC and interface type or check the allowed priority for rate-limited queues

---

## COSD\_RATE\_LIMIT\_NOT\_SUPPORTED

---

**System Log Message** Unable to apply scheduler map *scheduler-map* to interface *interface-name* because it does not support rate limiting

**Description** The class-of-service (CoS) process (cosd) did not apply the indicated scheduler map to the indicated interface, because a scheduler named in the scheduler map is configured for rate limiting. The interface is housed in a type of PIC that does not support rate limiting. In terms of configuration, the 'rate-limit' statement is included in the scheduler definition at the [edit class-of-service schedulers <scheduler-name> transmit-rate <rate> | percent

<percentage>] hierarchy level. The scheduler is included in the scheduler map applied to the interface.

<b>Type</b>	Error: An error occurred
<b>Severity</b>	error
<b>Facility</b>	LOG_DAEMON
<b>Action</b>	Remove the 'rate-limit' statement from the scheduler in the scheduler map applied to the interface.

---

## COSD\_REWRITE\_RULE\_LIMIT\_EXCEEDED

---

<b>System Log Message</b>	Number of rewrite rules applied to interface <i>interface-name</i> exceeds limit ( <i>maximum-value</i> )
<b>Description</b>	The class-of-service (CoS) process (cosd) determined that the number of rewrite rules applied to the indicated interface exceeds the indicated limit for the interface. In terms of configuration, too many rewrite rules are included at the [edit class-of-service interfaces <interface-name> unit <logical-unit-number> rewrite-rules] hierarchy level.
<b>Type</b>	Error: An error occurred
<b>Severity</b>	error
<b>Facility</b>	ANY
<b>Action</b>	Remove rewrite rules from the configuration for the interface.

---

## COSD\_RL\_IFL\_NEEDS\_SHAPING

---

<b>System Log Message</b>	"rate-limit" configured in <i>scheduler-map</i> , but ifl <i>interface-name</i> does not have output shaper configured. It will use the ifd-shaping rate/ifd-transmit rate for implementation of rate-limit.
<b>Description</b>	The 'rate-limit' statement is configured in one or more schedulers that are part of the indicated scheduler map. In order to apply this scheduler map to the indicated interface, output shaping rate should be configured on the interface. Since no output shaping rate is configured, the transmit rate or shaping rate of the parent interface will be used instead.
<b>Type</b>	Error: An error occurred
<b>Severity</b>	warning
<b>Facility</b>	LOG_DAEMON
<b>Action</b>	Configure output shaping rate for the indicated interface

---

## COSD\_SCHEDULER\_MAP\_CONFLICT

---

<b>System Log Message</b>	Forwarding classes " <i>first-forwarding-class</i> " and " <i>second-forwarding-class</i> " in scheduler map <i>scheduler-map</i> both map to queue <i>queue-number</i>
---------------------------	---

<b>Description</b>	Both of the indicated forwarding classes, which are defined in the indicated scheduler map, map to the same indicated queue. The double mapping is invalid.
<b>Type</b>	Error: An error occurred
<b>Severity</b>	error
<b>Facility</b>	LOG_DAEMON
<b>Action</b>	Map only one forwarding class to the queue.

---

### COSD\_SCHED\_AVG\_CONST\_UNSUPPORTED

---

<b>System Log Message</b>	Averaging constant not supported on interface <i>interface-name</i> . Value set in scheduler-map <i>scheduler-map</i> (scheduler name) will be ignored.
<b>Description</b>	Configuring averaging constant is not supported on the indicated interface. Value set in the indicated scheduler will be ignored.
<b>Type</b>	Error: An error occurred
<b>Severity</b>	warning
<b>Facility</b>	LOG_DAEMON
<b>Action</b>	Remove the averaging-constant configuration from the indicated scheduler.

---

### COSD\_SCHED\_MAP\_GROUP\_CONFLICT

---

<b>System Log Message</b>	Interface <i>interface-name</i> cannot be bound to scheduler-map <i>scheduler-map</i> . It will be bound to default scheduler-map
<b>Description</b>	Interfaces belonging to a group cannot be bound to different scheduler maps. They will be bound to the default scheduler map.
<b>Type</b>	Error: An error occurred
<b>Severity</b>	error
<b>Facility</b>	LOG_DAEMON
<b>Action</b>	Map only one scheduler map to all the interfaces of a group.

---

### COSD\_SHAPER\_GROUP\_CONFLICT

---

<b>System Log Message</b>	Interface <i>interface-name</i> cannot be bound to configured shaping-rate. It will be bound to default rate
<b>Description</b>	Interfaces belonging to a group cannot be bound to different shaping rates. They will be bound to the default shaping rate.
<b>Type</b>	Error: An error occurred
<b>Severity</b>	error

**Facility** LOG\_DAEMON

**Action** Map only one shaping rate to all interfaces of a group.

---

## COSD\_STREAM\_IFD\_CREATE\_FAILURE

---

**System Log Message** Unable to create special master interface device for *interface-name*

**Description** The class-of-service (CoS) process (cosd) could not create the indicated internal interface device, which it needs for application of a chassis scheduler map.

**Type** Error: An error occurred

**Severity** error

**Facility** LOG\_DAEMON

**Cause** An internal software failure occurred.

**Action** Contact your technical support representative.

---

## COSD\_TIMER\_ERROR

---

**System Log Message** Unable to set retry timer for rtsock write operation: *error-message*

**Description** The class-of-service (CoS) process (cosd) used a routine from the rtsock library to write to the kernel, but the kernel did not accept the request. The cosd process could not set the retry timer for the request, for the indicated reason.

**Type** Error: An error occurred

**Severity** error

**Facility** LOG\_DAEMON

**Cause** An internal software failure occurred.

**Action** Contact your technical support representative.

---

## COSD\_TRICOLOR\_ALWAYS\_ON

---

**System Log Message** tri-color is always enabled in this platform. There is no need to explicitly set it.

**Description** Tri-color marking is always enabled on this platform. There is no need to explicitly set it.

**Type** Error: An error occurred

**Severity** warning

**Facility** LOG\_DAEMON

**Action** Remove the 'tri-color' configuration statement

## COSD\_TRICOLOR\_NOT\_SUPPORTED

---

<b>System Log Message</b>	Unable to apply scheduler <i>scheduler-map</i> to interface <i>interface-name</i> , because it does not support tricolor marking
<b>Description</b>	The class-of-service (CoS) process (cosd) did not apply the indicated scheduler map to the indicated interface, because a scheduler included in the map specifies a packet loss priority (PLP) that is supported only with tricolor marking (TCM). The interface does not support TCM, either because TCM is not enabled or the interface is on a router that does not support TCM. In terms of configuration, the value 'medium-high' or 'medium-low' is specified for the 'loss-priority' statement in a scheduler definition at the [edit class-of-service schedulers <scheduler-name> drop-profile-map] hierarchy level. The scheduler is included in the scheduler map applied to the interface, but the 'tri-color' statement is either not included at the [edit class-of-service] hierarchy level, or is not supported.
<b>Type</b>	Error: An error occurred
<b>Severity</b>	error
<b>Facility</b>	LOG_DAEMON
<b>Action</b>	Change the value of the 'loss-priority' statement in the scheduler or include the 'tri-color' statement to enable TCM on the router.

## COSD\_TX\_QUEUE\_RATES\_TOO\_HIGH

---

<b>System Log Message</b>	Unable to apply scheduler map <i>scheduler-map</i> to interface <i>interface-name</i> : sum of scheduler transmission rates exceeds interface shaping or transmission rate
<b>Description</b>	The class-of-service (CoS) process (cosd) did not apply the indicated scheduler map to the indicated interface, because the sum of the queue transmission rates defined in the schedulers in the scheduler map exceeds the shaping or transmission rate for the interface. In terms of configuration, the 'transmit-rate' statement is specified for each scheduler at the [edit class-of-service schedulers <scheduler-name>] hierarchy level. The sum of the configured transmission rates exceeds the transmission or shaping rate of the interface.
<b>Type</b>	Error: An error occurred
<b>Severity</b>	error
<b>Facility</b>	LOG_DAEMON
<b>Action</b>	Decrease the value of one or more 'transmit-rate' statements so that the sum is less than the interface transmission or shaping rate.

## COSD\_UNKNOWN\_CLASSIFIER

---

<b>System Log Message</b>	classifier type <i>classifier-type</i> is invalid
<b>Description</b>	The class-of-service (CoS) process (cosd) did not recognize the indicated classifier type from the rtsock library.

<b>Type</b>	Error: An error occurred
<b>Severity</b>	warning
<b>Facility</b>	LOG_DAEMON
<b>Cause</b>	An internal software failure occurred.
<b>Action</b>	Contact your technical support representative.

---

## COSD\_UNKNOWN\_REWRITE

---

<b>System Log Message</b>	rtsock rewrite type <i>type</i> is invalid
<b>Description</b>	The class-of-service (CoS) process (cosd) did not recognize the indicated rewrite type from the rtsock library.
<b>Type</b>	Error: An error occurred
<b>Severity</b>	warning
<b>Facility</b>	LOG_DAEMON
<b>Cause</b>	An internal software failure occurred.
<b>Action</b>	Contact your technical support representative.

---

## COSD\_UNKNOWN\_TRANSLATION\_TABLE

---

<b>System Log Message</b>	rtsock translation table type <i>translation-table-type</i> is invalid
<b>Description</b>	The class-of-service (CoS) process (cosd) did not recognize the indicated translation table type from the rtsock library.
<b>Type</b>	Error: An error occurred
<b>Severity</b>	warning
<b>Facility</b>	LOG_DAEMON
<b>Cause</b>	An internal software failure occurred.
<b>Action</b>	For more information, see <a href="#">KB18866</a> .



## CHAPTER 21

# DCBX System Log Messages

This chapter describes messages with the **DCBX** prefix. They are generated by the interface process (lldpd), which is a discovery and capability exchange protocol to discover peers and exchange information.

### DCBX\_PFC\_DISABLED

---

<b>System Log Message</b>	IF <i>interface-name</i> : PFC is getting disabled
<b>Description</b>	PFC is getting disabled through DCBX.
<b>Type</b>	Event: This message reports an event, not an error
<b>Severity</b>	info
<b>Facility</b>	LOG_DAEMON
<b>Cause</b>	The DCBX PFC parameters negotiation is not successfull

### DCBX\_PFC\_ENABLED

---

<b>System Log Message</b>	IF <i>interface-name</i> : PFC is getting enabled
<b>Description</b>	PFC is getting enabled through DCBX.
<b>Type</b>	Event: This message reports an event, not an error
<b>Severity</b>	info
<b>Facility</b>	LOG_DAEMON
<b>Cause</b>	The DCBX PFC parameters negotiation is successfull

### DCBX\_VERSION

---

<b>System Log Message</b>	IF <i>interface-name</i> : DCBX TLV version 1.0 received
<b>Description</b>	Ignoring received Data Center Bridging Protocol (DCBX) packet due to old version 1.0
<b>Type</b>	Error: An error occurred
<b>Severity</b>	info
<b>Facility</b>	LOG_DAEMON

**Cause** The software on the Host Bus Adapter (HBA) is not up-to-date

## CHAPTER 22

# DCD System Log Messages

This chapter describes messages with the **DCD** prefix. They are generated by the interface process (dcd), which controls the physical interface devices and logical interfaces in the routing platform.

### DCD\_AE\_CONFIG\_WARNING

---

<b>System Log Message</b>	<i>interface-name</i> : AE is not supported in OSE mode for <i>pic-type</i> PIC type
<b>Description</b>	Aggregated Ethernet cannot be configured on a Cuervo PIC that is not explicitly configured for linerate mode.
<b>Type</b>	Event: This message reports an event, not an error
<b>Severity</b>	warning
<b>Facility</b>	LOG_DAEMON
<b>Action</b>	Set this PIC to linerate mode, or remove the Aggregated Ethernet configuration for the Cuervo link.

### DCD\_GRE\_CONFIG\_INVALID

---

<b>System Log Message</b>	Either tunnel key or clear-dont-fragment-bit must be configured for this GRE tunnel ( <i>interface-name</i> ), to enable post fragmentation
<b>Description</b>	This interface needs either the tunnel key or the clear-dont-fragment-bit to be configured along with allow-fragmentation
<b>Type</b>	Error: An error occurred
<b>Severity</b>	error
<b>Facility</b>	LOG_DAEMON
<b>Action</b>	Configure either the tunnel key or clear-dont-fragment-bit for this tunnel

### DCD\_MALLOC\_FAILED\_INIT

---

<b>System Log Message</b>	Memory allocation failed during initialization for configuration load
<b>Description</b>	The interface process (dcd) could not dynamically allocate memory in preparation for loading a configuration.

<b>Type</b>	Error: An error occurred
<b>Severity</b>	error
<b>Facility</b>	LOG_DAEMON
<b>Cause</b>	A software bug caused a memory leak, or the routing platform had insufficient memory.
<b>Action</b>	Contact your technical support representative.

---

## DCD\_PARSE\_CFG\_WARNING

---

<b>System Log Message</b>	<i>configuration-statement : warning-message</i>
<b>Description</b>	The interface-control process (dcd) found a discrepant configuration
<b>Type</b>	Error: An error occurred
<b>Severity</b>	warning
<b>Facility</b>	ANY
<b>Cause</b>	This is a warning message and the current configuration has a few discrepancies to be addressed.
<b>Action</b>	Contact your technical support representative.

---

## DCD\_PARSE\_EMERGENCY

---

<b>System Log Message</b>	dcd_config: errors while parsing configuration file
<b>Description</b>	The interface process (dcd) encountered an unhandled internal state while parsing the configuration database.
<b>Type</b>	Error: An error occurred
<b>Severity</b>	error
<b>Facility</b>	LOG_DAEMON
<b>Cause</b>	There might be a bug in the dcd process' parser.
<b>Action</b>	Contact your technical support representative.

---

## DCD\_PARSE\_ERROR\_CLOCK

---

<b>System Log Message</b>	PIC housing interface <i>interface-name</i> does not support clocking as configured
<b>Description</b>	The 'clocking' statement is included at the [edit interfaces] hierarchy level for the indicated interface, but is not supported by the 10-Gigabit Ethernet IQ2 PIC.
<b>Type</b>	Error: An error occurred
<b>Severity</b>	warning

**Facility** LOG\_DAEMON

**Action** Remove the 'clocking' statement from the configuration for the interface.

---

## DCD\_PARSE\_ERROR\_HIER\_SCHEDULER

---

**System Log Message** *interface-name*: PIC or encapsulation type does not support 'hierarchical-scheduler' statement

**Description** The 'hierarchical-scheduler' statement is included at the [edit interfaces] hierarchy level for the indicated interface, but is not supported either by the PIC or the configured type of encapsulation.

**Type** Error: An error occurred

**Severity** warning

**Facility** LOG\_DAEMON

**Action** Remove the 'hierarchical-scheduler' statement from the configuration for the interface.

---

## DCD\_PARSE\_ERROR\_IFLSET

---

**System Log Message** Interface *interface-name* does not support 'interface-set' statement

**Description** The 'interface-set' statement is included at the [edit interfaces] hierarchy level for the indicated interface, but is not supported by the interface.

**Type** Error: An error occurred

**Severity** warning

**Facility** LOG\_DAEMON

**Action** Remove the 'interface-set' statement from the configuration for the interface.

---

## DCD\_PARSE\_ERROR\_MAX\_HIER\_LEVELS

---

**System Log Message** *interface-name*: PIC or encapsulation type does not support 'maximum-hierarchy-levels' statement

**Description** The 'hierarchical-scheduler maximum-hierarchy-levels' statement is included at the [edit interfaces] hierarchy level for the indicated interface, but is not supported either by the PIC or the configured type of encapsulation.

**Type** Error: An error occurred

**Severity** warning

**Facility** LOG\_DAEMON

**Action** Remove the 'hierarchical-scheduler maximum-hierarchy-levels' statement from the configuration for the interface.

## DCD\_PARSE\_ERROR\_SCHEDULER

---

<b>System Log Message</b>	<i>interface-name</i> : PIC or encapsulation type does not support 'per-unit-scheduler' or 'shared-scheduler' statement
<b>Description</b>	The 'per-unit-scheduler' or 'shared-scheduler' statement is included at the [edit interfaces] hierarchy level for the indicated interface, but is not supported either by the PIC or the configured type of encapsulation.
<b>Type</b>	Error: An error occurred
<b>Severity</b>	warning
<b>Facility</b>	LOG_DAEMON
<b>Action</b>	Remove the 'per-unit-scheduler' or 'shared-scheduler' statement from the configuration for the interface.

## DCD\_PARSE\_ERROR\_SCHEDULER\_LIMIT

---

<b>System Log Message</b>	<i>interface-name</i> : exceeds the allowed limit ( <i>maximum-value</i> ) of 'per-unit-scheduler' interface statement for PIC= <i>pic-slot</i> on FPC= <i>fpc-slot</i>
<b>Description</b>	The 'per-unit-scheduler' statement is enabled on more interfaces than what this PIC would support.
<b>Type</b>	Error: An error occurred
<b>Severity</b>	warning
<b>Facility</b>	LOG_DAEMON
<b>Action</b>	Remove the 'per-unit-scheduler' statement from the configuration for the interface.

## DCD\_PARSE\_ERROR\_VLAN\_TAGGING

---

<b>System Log Message</b>	<i>interface-name</i> : PIC type does not support flexible-vlan-tagging statement
<b>Description</b>	The 'flexible-vlan-tagging' statement is included at the [edit interfaces] hierarchy level for the indicated interface, but is not supported by the PIC that houses the interface.
<b>Type</b>	Error: An error occurred
<b>Severity</b>	warning
<b>Facility</b>	LOG_DAEMON
<b>Action</b>	Remove the 'flexible-vlan-tagging' statement from the configuration for the interface.

## DCD\_PARSE\_MINI\_EMERGENCY

---

<b>System Log Message</b>	dcd_mini_config: errors while parsing configuration overlay
<b>Description</b>	The interface process (dcd) encountered an unhandled internal state during interface parsing.

<b>Type</b>	Error: An error occurred
<b>Severity</b>	error
<b>Facility</b>	LOG_DAEMON
<b>Cause</b>	There might be a bug in the dcd process' parser.
<b>Action</b>	Contact your technical support representative. For more information, see KB18870.

---

## DCD\_PARSE\_STATE\_EMERGENCY

---

<b>System Log Message</b>	An unhandled state was encountered during interface parsing
<b>Description</b>	The interface process (dcd) encountered an unhandled internal state during interface parsing.
<b>Type</b>	Error: An error occurred
<b>Severity</b>	emergency
<b>Facility</b>	LOG_DAEMON
<b>Cause</b>	There might be a bug in the dcd process' parser.
<b>Action</b>	Contact your technical support representative. For more information, see <a href="#">KB18870</a> .

---

## DCD\_PARSE\_WARN\_INCOMPATIBLE\_CFG

---

<b>System Log Message</b>	<i>configuration-statement</i> : Incompatible configuration detected : <i>warning-message</i>
<b>Description</b>	The interface process (dcd) found a configuration that will not be supported in future releases.
<b>Type</b>	Error: An error occurred
<b>Severity</b>	warning
<b>Facility</b>	ANY
<b>Cause</b>	This is a warning and the configuration will not be supported in future releases.
<b>Action</b>	Contact your technical support representative.





## CHAPTER 23

# DDOS System Log Messages

This chapter describes messages with the **DDOS** prefix. They are generated by the distributed denial-of-service attack (DDoS), which is a denial-of-service (DoS) attack originating from multiple source addresses.

### DDOS\_PROTOCOL\_VIOLATION\_CLEAR

---

<b>System Log Message</b>	Protocol <i>protocol-name</i> has returned to normal. Violated at <i>source-name</i> for <i>repeat-count</i> times, from <i>time-first-detected</i> to <i>time-last-detected</i>
<b>Description</b>	The ddos system detected that the incoming traffic for a violated control protocol returned to normal.
<b>Type</b>	Event: This message reports an event, not an error
<b>Severity</b>	warning
<b>Facility</b>	LOG_DAEMON
<b>Action</b>	Check the network configuration.

### DDOS\_PROTOCOL\_VIOLATION\_SET

---

<b>System Log Message</b>	Protocol <i>protocol-name</i> is violated at <i>source-name</i> for <i>repeat-count</i> times, started at <i>time-first-detected</i> , last seen at <i>time-last-detected</i>
<b>Description</b>	The ddos system detected that the incoming traffic for a control protocol exceeded the configured bandwidth. This could be a ddos attack.
<b>Type</b>	Event: This message reports an event, not an error
<b>Severity</b>	warning
<b>Facility</b>	LOG_DAEMON
<b>Action</b>	Check the network configuration and shut down the problem source.

### DDOS\_RTsock\_FAILURE

---

<b>System Log Message</b>	Failed to <i>action argument</i> , error= <i>error-code</i>
<b>Description</b>	The ddos system process (jddosd) experienced the indicated error with a routing socket.

<b>Type</b>	Error: An error occurred
<b>Severity</b>	error
<b>Facility</b>	LOG_DAEMON
<b>Cause</b>	An internal software failure occurred.
<b>Action</b>	Contact your technical support representative.

## CHAPTER 24

# DFCD System Log Messages

This chapter describes messages with the **DFCD** prefix. They are generated by the dynamic flow control process (dfcd), which monitors packet flows using dynamically alterable filtering criteria.

### DFCD\_FTAP\_PIC\_UNSUPPORTED

---

<b>System Log Message</b>	PIC housing interface <i>interface-name</i> does not support flow-tap service
<b>Description</b>	The PIC that houses the indicated interface does not support flow-tap service.
<b>Type</b>	Error: An error occurred
<b>Severity</b>	error
<b>Facility</b>	LOG_DAEMON

### DFCD\_GENCFG\_MALLOC\_FAILED

---

<b>System Log Message</b>	GENCFG mem alloc failed !!!
<b>Description</b>	The dynamic flow capture process (dfcd) could not allocate memory for gencfg message.
<b>Type</b>	Error: An error occurred
<b>Severity</b>	error
<b>Facility</b>	LOG_DAEMON
<b>Action</b>	For more information, see <a href="#">KB18874</a> .

### DFCD\_GENCFG\_WRITE\_FAILED

---

<b>System Log Message</b>	GENCFG write failed for Reason: <i>error-message (error-code)</i>
<b>Description</b>	The dynamic flow capture process (dfcd) could not send gencfg message, for the indicated reason.
<b>Type</b>	Error: An error occurred
<b>Severity</b>	error
<b>Facility</b>	LOG_DAEMON

**Action** For more information, see [KB18875](#).

---

## DFCD\_LINH\_MALLOC\_FAILED

---

<b>System Log Message</b>	GENCFG mem alloc failed !!!
<b>Description</b>	The dynamic flow capture process (dfcd) could not allocate memory for linh message.
<b>Type</b>	Error: An error occurred
<b>Severity</b>	error
<b>Facility</b>	LOG_DAEMON
<b>Action</b>	For more information, see <a href="#">KB18876</a> .

---

## DFCD\_LI\_NEXT\_HOP\_ADD\_FAILED

---

<b>System Log Message</b>	Unable to add li next hop for subscriber interface: <i>error-message (error-code)</i>
<b>Description</b>	The dynamic flow capture process (dfcd) could not add a subscriber li next hop, for the indicated reason.
<b>Type</b>	Error: An error occurred
<b>Severity</b>	error
<b>Facility</b>	LOG_DAEMON

---

## DFCD\_NEXT\_HOP\_ADD\_FAILED

---

<b>System Log Message</b>	Unable to add service next hop: <i>error-message (error-code)</i>
<b>Description</b>	The dynamic flow capture process (dfcd) could not add a service next hop, for the indicated reason.
<b>Type</b>	Error: An error occurred
<b>Severity</b>	error
<b>Facility</b>	LOG_DAEMON

---

## DFCD\_NEXT\_HOP\_DELETE\_FAILED

---

<b>System Log Message</b>	Unable to delete service next hop: <i>error-message (error-code)</i>
<b>Description</b>	The dynamic flow capture process (dfcd) could not delete a service next hop, for the indicated reason.
<b>Type</b>	Error: An error occurred
<b>Severity</b>	error
<b>Facility</b>	LOG_DAEMON

## DFCD\_SAMPLE\_CLASS\_ADD\_FAILED

---

<b>System Log Message</b>	Unable to add sample class: <i>error-message (error-code)</i>
<b>Description</b>	The dynamic flow capture process (dfcd) could not add a sample class, for the indicated reason.
<b>Type</b>	Error: An error occurred
<b>Severity</b>	error
<b>Facility</b>	LOG_DAEMON

## DFCD\_SAMPLE\_CLASS\_DELETE\_FAILED

---

<b>System Log Message</b>	Unable to delete sample class: <i>error-message (error-code)</i>
<b>Description</b>	The dynamic flow capture process (dfcd) could not delete a sample class, for the indicated reason.
<b>Type</b>	Error: An error occurred
<b>Severity</b>	error
<b>Facility</b>	LOG_DAEMON



## CHAPTER 25

# DFWD System Log Messages

This chapter describes messages with the **DFWD** prefix. They are generated by the firewall process (dfwd), which manages compilation and downloading of Junos firewall filters.

### DFWD\_MALLOC\_FAILED\_INIT

---

<b>System Log Message</b>	Memory allocation failed during initialization for configuration load
<b>Description</b>	The firewall process (dfwd) could not dynamically allocate memory in preparation for loading a configuration.
<b>Type</b>	Error: An error occurred
<b>Severity</b>	error
<b>Facility</b>	LOG_DAEMON
<b>Cause</b>	A software bug caused a memory leak, or the routing platform had insufficient memory.
<b>Action</b>	Contact your technical support representative.

### DFWD\_PARSE\_FILTER\_EMERGENCY

---

<b>System Log Message</b>	dfwd encountered errors while parsing filter index file
<b>Description</b>	The firewall process (dfwd) encountered an unhandled internal state while parsing a filter index file.
<b>Type</b>	Error: An error occurred
<b>Severity</b>	error
<b>Facility</b>	LOG_DAEMON
<b>Cause</b>	There might be a bug in the parser.
<b>Action</b>	Contact your technical support representative.

### DFWD\_PARSE\_STATE\_EMERGENCY

---

<b>System Log Message</b>	dfwd encountered unhandled state while parsing interface
---------------------------	--

<b>Description</b>	The firewall process (dfwd) encountered an unhandled internal state while parsing an interface.
<b>Type</b>	Error: An error occurred
<b>Severity</b>	emergency
<b>Facility</b>	LOG_DAEMON
<b>Cause</b>	There might be a bug in the parser.
<b>Action</b>	Contact your technical support representative. For more information, see <a href="#">KB18879</a> .

---

## DFWD\_POLICER\_LIMIT\_EXCEEDED

---

**System Log Message** Number of interface policers configured is exceeding maximum allowed *total-count*.

<b>Description</b>	The firewall process (dfwd) detected that number of interface policers configured is exceeding maximum allowed.
<b>Type</b>	Error: An error occurred
<b>Severity</b>	error
<b>Facility</b>	LOG_DAEMON
<b>Action</b>	Reduce the number of interface policers to within allowed limit.



## CHAPTER 26

# DHCPD System Log Messages

This chapter describes messages with the **DHCPD** prefix. They are generated by the Dynamic Host Configuration Protocol (DHCP) server process (dhcpcd) for J Series Services Routers, which automatically allocates network IP addresses and delivers configuration settings to client hosts in a Transmission Control Protocol (TCP)/IP network.

### DHCPD\_BIND\_FAILURE

---

<b>System Log Message</b>	bind() to port <i>port</i> failed: <i>error-message</i>
<b>Description</b>	The Dynamic Host Configuration Protocol server process (dhcpcd) received the indicated error when it tried to bind a socket to the indicated local port.
<b>Type</b>	Error: An error occurred
<b>Severity</b>	error
<b>Facility</b>	LOG_AUTH
<b>Action</b>	Contact your technical support representative.

### DHCPD\_DEGRADED\_MODE

---

<b>System Log Message</b>	Running in degraded mode because of <i>reason</i> : <i>error-message</i>
<b>Description</b>	The Dynamic Host Configuration Protocol server process (dhcpcd) began running in degraded mode because the indicated unrecoverable error occurred.
<b>Type</b>	Error: An error occurred
<b>Severity</b>	error
<b>Facility</b>	LOG_AUTH
<b>Cause</b>	There might be a problem with the lease cache directory used to store persistent lease information.
<b>Action</b>	Contact your technical support representative.

### DHCPD\_MEMORY\_ALLOCATION\_FAILURE

---

<b>System Log Message</b>	Unable to allocate memory for <i>object-name</i> : <i>error-message</i>
---------------------------	---

**Description** The Dynamic Host Configuration Protocol server process (dhcpcd) could not allocate memory from the heap for the indicated object.

**Type** Error: An error occurred

**Severity** error

**Facility** LOG\_AUTH

**Action** Contact your technical support representative.

---

## DHCPD\_OVERLAY\_CONFIG\_FAILURE

**System Log Message** Unable to open overlay configuration: *error-message*

**Description** The Dynamic Host Configuration Protocol server process (dhcpcd) could not open an overlay configuration file for parsing.

**Type** Error: An error occurred

**Severity** error

**Facility** LOG\_AUTH

**Action** Contact your technical support representative.

---

## DHCPD\_OVERLAY\_PARSE\_FAILURE

**System Log Message** Unable to parse overlay configuration because of *count* syntax errors

**Description** The Dynamic Host Configuration Protocol server process (dhcpcd) could not parse its overlay configuration because the configuration contained the indicated number of syntax errors.

**Type** Error: An error occurred

**Severity** error

**Facility** LOG\_AUTH

**Cause** An internal software failure occurred.

**Action** Contact your technical support representative.

---

## DHCPD\_RECVMSG\_FAILURE

**System Log Message** Exiting due to too many recvmsg() failures

**Description** The Dynamic Host Configuration Protocol server process (dhcpcd) could not receive data from the network, which it needs to do during normal operation.

**Type** Error: An error occurred

**Severity** error

**Facility** LOG\_AUTH  
**Action** Contact your technical support representative.

---

## DHCPD\_RT SOCK\_FAILURE

---

**System Log Message** Error with rtsock: *error-message*

**Description** The Dynamic Host Configuration Protocol server process (dhcpcd) experienced the indicated error with a routing socket.

**Type** Error: An error occurred

**Severity** info

**Facility** LOG\_AUTH

**Cause** An internal software failure occurred.

**Action** Contact your technical support representative.

---

## DHCPD\_SENDMSG\_FAILURE

---

**System Log Message** sendmsg() from *source-address* to port *destination-port* at *destination-address* via interface *interface-name* and routing instance *routing-instance* failed: *error-message*

**Description** The Dynamic Host Configuration Protocol server process (dhcpcd) could not send data from the indicated source (address, interface, and routing instance) to the indicated destination (port and address), which it needs to do during normal operation.

**Type** Error: An error occurred

**Severity** error

**Facility** LOG\_AUTH

**Action** Contact your technical support representative.

---

## DHCPD\_SENDMSG\_NOINT\_FAILURE

---

**System Log Message** sendmsg() from *source-address* to port *destination-port* at *destination-address* via routing instance *routing-instance* failed: *error-message*

**Description** The Dynamic Host Configuration Protocol server process (dhcpcd) could not send data from the indicated source (address and routing instance) to the indicated destination (port and address), which it needs to do during normal operation.

**Type** Error: An error occurred

**Severity** error

**Facility** LOG\_AUTH

**Action** Contact your technical support representative.

## DHCPD\_SETSOCKOPT\_FAILURE

---

<b>System Log Message</b>	setsockopt( <i>socket-option</i> ) failed: <i>error-message</i>
<b>Description</b>	The Dynamic Host Configuration Protocol server process (dhcpcd) could not set the indicated socket option.
<b>Type</b>	Error: An error occurred
<b>Severity</b>	error
<b>Facility</b>	LOG_AUTH
<b>Action</b>	Contact your technical support representative.

## DHCPD\_SOCKET\_FAILURE

---

<b>System Log Message</b>	socket( <i>arguments</i> ) failed: <i>error-message</i>
<b>Description</b>	The Dynamic Host Configuration Protocol server process (dhcpcd) could not create a socket.
<b>Type</b>	Error: An error occurred
<b>Severity</b>	error
<b>Facility</b>	LOG_AUTH
<b>Action</b>	Contact your technical support representative.

## CHAPTER 27

# DOT1XD System Log Messages

This chapter describes messages with the **DOT1XD** prefix. They are generated by the authentication processes such as 802.1X, MAC RADIUS, or captive portal, which control access to a network through a Juniper Networks EX Series Ethernet Switch.

### DOT1XD\_AUTH\_SESSION\_DELETED

---

<b>System Log Message</b>	<i>user-type</i> User <i>username</i> session with MacAddress <i>mac-address</i> interface <i>interface-name</i> vlan <i>vlan-name</i> deleted
<b>Description</b>	Authenticated session has been deleted.
<b>Type</b>	Event: This message reports an event, not an error
<b>Severity</b>	info
<b>Facility</b>	LOG_DAEMON

### DOT1XD\_RCVD\_EAPLOGOF\_ATHNTCTNG

---

<b>System Log Message</b>	<i>user-type</i> User <i>username</i> EAP Logoff received from MacAddress <i>mac-address</i> interface <i>interface-name</i> vlan <i>vlan-name</i> while authenticating
<b>Description</b>	EAP Log off received while authenticating.
<b>Type</b>	Event: This message reports an event, not an error
<b>Severity</b>	info
<b>Facility</b>	LOG_DAEMON

### DOT1XD\_RCVD\_EAPLOGOF\_ATHNTICTD

---

<b>System Log Message</b>	<i>user-type</i> User <i>username</i> EAP Logoff received from MacAddress <i>mac-address</i> interface <i>interface-name</i> vlan <i>vlan-name</i> while authenticated
<b>Description</b>	EAP Log off received while authenticated.
<b>Type</b>	Event: This message reports an event, not an error
<b>Severity</b>	info
<b>Facility</b>	LOG_DAEMON

## DOT1XD\_RCVD\_EAPLOGOF\_CONNECTNG

---

<b>System Log Message</b>	<i>user-type</i> User <i>username</i> EAP Logoff received from MacAddress <i>mac-addresse</i> interface <i>interface-name</i> vlan <i>vlan-name</i> while connecting
<b>Description</b>	EAP Log off received while connecting.
<b>Type</b>	Event: This message reports an event, not an error
<b>Severity</b>	info
<b>Facility</b>	LOG_DAEMON

## DOT1XD\_USR\_ACCESS\_DENIED

---

<b>System Log Message</b>	<i>user-type</i> User <i>username</i> authentication failed in MacAddress <i>mac-addresse</i> interface <i>interface-name</i> vlan <i>vlan-name</i>
<b>Description</b>	User is unauthenticated and denied access on port.
<b>Type</b>	Event: This message reports an event, not an error
<b>Severity</b>	info
<b>Facility</b>	LOG_DAEMON

## DOT1XD\_USR\_ATHNTICTD\_GST\_VLAN

---

<b>System Log Message</b>	<i>user-type</i> User <i>username</i> non responsive host <i>mac-addresse</i> on interface <i>interface-name</i> moved to guest vlan <i>vlan-name</i>
<b>Description</b>	User has been authenticated on guest vlan if it is configured and authentication using mac-radius for a non-responsive client failed.
<b>Type</b>	Event: This message reports an event, not an error
<b>Severity</b>	info
<b>Facility</b>	LOG_DAEMON

## DOT1XD\_USR\_AUTHENTICATED

---

<b>System Log Message</b>	<i>user-type</i> User <i>username</i> logged in MacAddress <i>mac-addresse</i> interface <i>interface-name</i> vlan <i>vlan-name</i>
<b>Description</b>	User is authenticated and allowed access on port.
<b>Type</b>	Event: This message reports an event, not an error
<b>Severity</b>	info
<b>Facility</b>	LOG_DAEMON

## DOT1XD\_USR\_OFF\_DUE\_TO\_MAC\_AGNG

---

<b>System Log Message</b>	<i>user-type</i> User <i>username</i> cleared in MacAddress <i>mac-addresse</i> interface <i>interface-name</i> vlan <i>vlan-name</i> due to ether-table ageout
---------------------------	---

**Description** User is unauthenticated when mac aging timer expires.

**Type** Event: This message reports an event, not an error

**Severity** info

**Facility** LOG\_DAEMON

---

## DOT1XD\_USR\_ON\_SRVR\_FAIL\_VLAN

---

**System Log Message** *user-type* User *username* logged in MacAddress *mac-addresse* interface *interface-name* authenticated on server fail vlan *vlan-name*

**Description** User gets authenticated on server fail vlan if it is configured and when radius server is not reachable.

**Type** Event: This message reports an event, not an error

**Severity** info

**Facility** LOG\_DAEMON

---

## DOT1XD\_USR\_ON\_SRVR\_REJECT\_VLAN

---

**System Log Message** *user-type* User *username* logged in MacAddress *mac-addresse* interface *interface-name* authenticated on server reject vlan *vlan-name*

**Description** User gets authenticated on server reject vlan if it is configured and when radius server rejects the access request.

**Type** Event: This message reports an event, not an error

**Severity** info

**Facility** LOG\_DAEMON

---

## DOT1XD\_USR\_SESSION\_DISCONNECTED

---

**System Log Message** *user-type* User *username* session with MacAddress *mac-addresse* interface *interface-name* vlan *vlan-name* disconnected

**Description** User session has been disconnected.

**Type** Event: This message reports an event, not an error

**Severity** info

**Facility** LOG\_DAEMON

---

## DOT1XD\_USR\_SESSION\_HELD

---

**System Log Message** *user-type* User *username* session with MacAddress *mac-addresse* interface *interface-name* vlan *vlan-name* is held

**Description** User session has been held and dot1x shall retry authentication after held timer expires.

**Type** Event: This message reports an event, not an error

**Severity** info

**Facility** LOG\_DAEMON

---

## DOT1XD\_USR\_UNATHNTCTD\_CLI\_CLRD

---

**System Log Message** Clearing the interface *interface-name* due to user action

**Description** User is unauthenticated due to cli clearing.

**Type** Event: This message reports an event, not an error

**Severity** info

**Facility** LOG\_DAEMON



## CHAPTER 28

# DYNAMIC System Log Messages

This chapter describes messages with the **DYNAMIC** prefix. They are generated by the Access Manager client which is used in the dynamic VPN feature. The dynamic VPN feature further simplifies remote access by enabling users to establish Internet Protocol Security (IPsec) VPN tunnels without having to manually configure VPN settings on their PCs or laptops. Instead, authenticated users can simply download the Access Manager Web client to their computers. This Layer 3 remote access client uses client-side configuration settings that it receives from the server to create and manage a secure end-to-site VPN tunnel to the server.

### DYNAMIC\_VPN\_AUTH\_CONNECT\_FAIL

---

<b>System Log Message</b>	Unable to connect to fwauthd on socket <i>file-descriptor: error-message</i>
<b>Description</b>	The connection manager authentication process could not connect to fwauthd daemon on the indicated socket.
<b>Type</b>	Event: This message reports an event, not an error
<b>Severity</b>	error
<b>Facility</b>	LOG_AUTH

### DYNAMIC\_VPN\_AUTH\_FAIL

---

<b>System Log Message</b>	Username/password and token are <i>username</i>
<b>Description</b>	The connection manager authentication process was unable to authenticate the indicated user/token
<b>Type</b>	Event: This message reports an event, not an error
<b>Severity</b>	error
<b>Facility</b>	LOG_AUTH

### DYNAMIC\_VPN\_AUTH\_INVALID

---

<b>System Log Message</b>	<i>type username</i> is invalid
<b>Description</b>	The connection manager authentication failed due to invalid user/token
<b>Type</b>	Event: This message reports an event, not an error

**Severity** error  
**Facility** LOG\_AUTH

---

**DYNAMIC\_VPN\_AUTH\_MUL\_CONN**

---

**System Log Message** Connection exists for *type username* at *client-name client-id*

**Description** Connection already existed for this user

**Type** Event: This message reports an event, not an error  
**Severity** error  
**Facility** LOG\_AUTH

---

**DYNAMIC\_VPN\_AUTH\_NO\_CONFIG**

---

**System Log Message** Authentication failed for *type username* due to unavailable client config

**Description** The connection manager authentication process was unable to obtain client config for the indicated user/token

**Type** Event: This message reports an event, not an error  
**Severity** error  
**Facility** LOG\_AUTH

---

**DYNAMIC\_VPN\_AUTH\_NO\_LICENSE**

---

**System Log Message** Authentication failed for *type username* due to unavailable license

**Description** The connection manager authentication process was unable to obtain license for the indicated user/token

**Type** Event: This message reports an event, not an error  
**Severity** error  
**Facility** LOG\_AUTH

---

**DYNAMIC\_VPN\_AUTH\_OK**

---

**System Log Message** *type username* with *client-name client-id* authenticated successfully.

**Description** The connection manager authentication process was able to authenticate the indicated user/token successfully

**Type** Event: This message reports an event, not an error  
**Severity** notice  
**Facility** LOG\_AUTH

---

**DYNAMIC\_VPN\_CLIENT\_CONFIG\_WRITE**

---

**System Log Message** Client VPN config is saved in file *filename* for user *username*

**Description** Connection manager writes client VPN config to file before sending to client.

**Type** Event: This message reports an event, not an error

**Severity** notice

**Facility** LOG\_AUTH

---

## DYNAMIC\_VPN\_CONN\_DEL\_NOTIFY

**System Log Message** Connection manager receives SA deleted notification for ike-id *gateway-id*

**Description** Connection manager receives SA deleted notification from IKED.

**Type** Event: This message reports an event, not an error

**Severity** notice

**Facility** LOG\_AUTH

---

## DYNAMIC\_VPN\_CONN\_DEL\_REQUEST

**System Log Message** Connection manager receives delete request from the client for user *username* ike-id *gateway-id*

**Description** Connection manager receives connection delete request from the client.

**Type** Event: This message reports an event, not an error

**Severity** notice

**Facility** LOG\_AUTH

---

## DYNAMIC\_VPN\_CONN\_EST\_NOTIFY

**System Log Message** Connection manager receives SA established notification for ike-id *gateway-id*

**Description** Connection manager receives SA established notification from IKED.

**Type** Event: This message reports an event, not an error

**Severity** notice

**Facility** LOG\_AUTH

---

## DYNAMIC\_VPN\_INIT\_SUCCESSFUL

**System Log Message** Connection manager initialization succeeded.

**Description** Connection manager is initialized successfully.

**Type** Event: This message reports an event, not an error

**Severity** notice

**Facility** LOG\_AUTH

## DYNAMIC\_VPN\_LICENSE\_ASSIGNED

---

<b>System Log Message</b>	Dynamic VPN license granted, license <i>limit</i> free, <i>count</i> overdrafted, <i>current-value</i> used
<b>Description</b>	The Access Manager client has successfully acquired a license and is permitted to connect to the device.
<b>Type</b>	Event: This message reports an event, not an error
<b>Severity</b>	info
<b>Facility</b>	LOG_FIREWALL

## DYNAMIC\_VPN\_LICENSE\_CHECK\_FAILED

---

<b>System Log Message</b>	Dynamic VPN license check failed for user <i>username</i>
<b>Description</b>	No Access Manager license is available at the moment.
<b>Type</b>	Error: An error occurred
<b>Severity</b>	error
<b>Facility</b>	LOG_AUTH

## DYNAMIC\_VPN\_LICENSE\_CHECK\_OK

---

<b>System Log Message</b>	Dynamic VPN license check succeed for user <i>username</i>
<b>Description</b>	Preliminary check on Access Manager license is successful for the given user.
<b>Type</b>	Event: This message reports an event, not an error
<b>Severity</b>	notice
<b>Facility</b>	LOG_AUTH

## DYNAMIC\_VPN\_LICENSE\_EXHAUSTED

---

<b>System Log Message</b>	Dynamic VPN license denied, no available license
<b>Description</b>	The device is out of Access Manager licenses. Connection request from the Access Manager client is denied.
<b>Type</b>	Error: An error occurred
<b>Severity</b>	error
<b>Facility</b>	LOG_FIREWALL

## DYNAMIC\_VPN\_LICENSE\_FREED

---

<b>System Log Message</b>	Dynamic VPN license returned, license <i>limit</i> free, <i>count</i> overdrafted, <i>current-value</i> used
<b>Description</b>	The Access Manager client has disconnected and returned its license.
<b>Type</b>	Event: This message reports an event, not an error

**Severity** info  
**Facility** LOG\_FIREWALL

---

### DYNAMIC\_VPN\_LICENSE\_FREE\_FAILED

---

**System Log Message** Server failed to free an Access Manager for *username*  
**Description** The Access Manager client attempt to return a license has failed.

**Type** Event: This message reports an event, not an error  
**Severity** error  
**Facility** LOG\_AUTH

---

### DYNAMIC\_VPN\_LICENSE\_FREE\_OK

---

**System Log Message** Server successfully freed an Access Manager license for *username*  
**Description** The Access Manager client successfully returned a license.

**Type** Event: This message reports an event, not an error  
**Severity** notice  
**Facility** LOG\_AUTH

---

### DYNAMIC\_VPN\_LICENSE\_GET\_FAILED

---

**System Log Message** Server failed to get an Access Manager license for *username*  
**Description** No Access Manager license is available at the moment.

**Type** Event: This message reports an event, not an error  
**Severity** error  
**Facility** LOG\_AUTH

---

### DYNAMIC\_VPN\_LICENSE\_GET\_OK

---

**System Log Message** Server successfully got an Access Manager license for *username*  
**Description** The Access Manager client successfully obtained a license.

**Type** Event: This message reports an event, not an error  
**Severity** notice  
**Facility** LOG\_AUTH

---

### DYNAMIC\_VPN\_LICENSE\_INSTALLED

---

**System Log Message** Dynamic VPN license *name* installed, license *limit* total, *count* free  
**Description** An Access Manager license was installed successfully on this device.

**Type** Event: This message reports an event, not an error

**Severity** info  
**Facility** LOG\_FIREWALL

---

### DYNAMIC\_VPN\_LICENSE\_REQUIRED

---

**System Log Message** Dynamic VPN license denied, no license installed  
**Description** Requested operation requires an Access Manager license to be installed on this device.

**Type** Error: An error occurred  
**Severity** error  
**Facility** LOG\_FIREWALL

---

### DYNAMIC\_VPN\_LICENSE\_UNINSTALLED

---

**System Log Message** Dynamic VPN license *name* deleted, license *limit* total, *count* free  
**Description** An Access Manager license is removed from this device.

**Type** Event: This message reports an event, not an error  
**Severity** info  
**Facility** LOG\_FIREWALL

## CHAPTER 29

# ESWD System Log Messages

This chapter describes messages with the **ESWD** prefix. They are generated by the ethernet bridging process (eswd).

### ESWD\_BPDU\_BLOCK\_ERROR\_DISABLED

---

<b>System Log Message</b>	<i>interface-name</i> : bpdu-block disabled port
<b>Description</b>	This condition occurs when bpdu-block error condition is detected.
<b>Type</b>	Error: An error occurred
<b>Severity</b>	alert
<b>Facility</b>	LOG_DAEMON

### ESWD\_BPDU\_BLOCK\_ERROR\_ENABLED

---

<b>System Log Message</b>	<i>interface-name</i> : bpdu-block enabled port
<b>Description</b>	This condition occurs when bpdu-block error condition is cleared.
<b>Type</b>	Error: An error occurred
<b>Severity</b>	alert
<b>Facility</b>	LOG_DAEMON

### ESWD\_DAI\_FAILED

---

<b>System Log Message</b>	<i>count type</i> received, interface <i>interface-name</i> [index <i>interface-device-index</i> ], vlan <i>vlan-name</i> [index <i>vlan-id</i> ], sender ip/mac <i>sender-address/mac1</i> , receiver ip/mac <i>destination-address/mac2</i>
<b>Description</b>	The ARP request/response received on this port cannot be linked to any of the IPs assigned by DHCP.
<b>Type</b>	Error: An error occurred
<b>Severity</b>	alert
<b>Facility</b>	LOG_DAEMON

## ESWD\_DHCP\_UNTRUSTED

---

<b>System Log Message</b>	<i>count</i> untrusted <i>type</i> received, interface <i>interface-name</i> [index <i>interface-device-index</i> ], vlan <i>vlan-name</i> [index <i>vlan-id</i> ], server ip/mac <i>source-address/mac1</i> , offer ip/client mac <i>client-address/mac2</i>
<b>Description</b>	DHCP server packets are being received on a port which was not meant to receive server traffic.
<b>Type</b>	Error: An error occurred
<b>Severity</b>	alert
<b>Facility</b>	LOG_DAEMON

## ESWD\_INVALID\_MAC\_ADDRESS

---

<b>System Log Message</b>	Invalid MAC address <i>mac-addresse</i> received on <i>interface-name</i>
<b>Description</b>	Received a MAC address that is not in the configured valid MAC addresses for this interface.
<b>Type</b>	Error: An error occurred
<b>Severity</b>	alert
<b>Facility</b>	LOG_DAEMON
<b>Cause</b>	MAC address recieved is not configured as a valid MAC address for this interface.

## ESWD\_LEARNT\_FDB\_MEMORY\_ERROR

---

<b>System Log Message</b>	FDB entry for <i>error-message</i> creation failed as ESWD is running low on memory.
<b>Description</b>	ESWD is currently running low on resources and ESWD does not allow MAC to be learnt in this condition.
<b>Type</b>	Error: An error occurred
<b>Severity</b>	error
<b>Facility</b>	LOG_DAEMON
<b>Cause</b>	It is possible that the ESWD lacked the resources to fulfill the request.

## ESWD\_MAC\_LIMIT\_ALERT

---

<b>System Log Message</b>	MAC limit is less than the current number of MACs for the interface. You might want to remove some of the MACs for interface <i>interface-name</i> using `clear ethernet-switching table' command
<b>Description</b>	Log message alerting user to clear the MACs because the number of MACs learned on an interface exceeds the mac limit
<b>Type</b>	Error: An error occurred



**Severity** alert  
**Facility** LOG\_DAEMON

---

### ESWD\_MAC\_LIMIT\_BLOCK

---

**System Log Message** MAC limit (*limit*) exceeded at *interface-name*: shutting down the interface

**Description** Interface was blocked because the number of MAC addresses learned on an interface has exceeded the user configured limit.

**Type** Error: An error occurred

**Severity** alert

**Facility** LOG\_DAEMON

**Cause** More learning requests were received by the system than the user configured.

---

### ESWD\_MAC\_LIMIT\_DROP

---

**System Log Message** MAC limit (*limit*) exceeded at *interface-name*: dropping the packet

**Description** Learning request was dropped because the number of MAC addresses learned on an interface has reached the user configured limit.

**Type** Error: An error occurred

**Severity** alert

**Facility** LOG\_DAEMON

**Cause** More learning requests were received by the system than the user configured.

---

### ESWD\_MAC\_LIMIT\_EXCEEDED

---

**System Log Message** MAC limit (*limit*) exceeded at *interface-name*

**Description** Number of MAC addresses learned on an interface has exceeded the user configured limit.

**Type** Error: An error occurred

**Severity** alert

**Facility** LOG\_DAEMON

**Cause** More learning requests were received by the system than the user configured.

---

### ESWD\_MAC\_MOVE\_LIMIT\_BLOCK

---

**System Log Message** MAC move limit (*limit*) exceeded at *vlan-name* for MAC address *mac-address*; shutting down interface *interface-name*

**Description** Data traffic on interface was halted because the number of times that a MAC addresses moved to a different interface exceeded the user-configured limit.

<b>Type</b>	Error: An error occurred
<b>Severity</b>	alert
<b>Facility</b>	LOG_DAEMON
<b>Cause</b>	A MAC address moved to a different interface more times per second than the user configured.

---

## ESWD\_MAC\_MOVE\_LIMIT\_DROP

---

**System Log Message** MAC move limit (*limit*) exceeded at *vlan-name* for MAC address *mac-addresse*; dropping the packet on interface *interface-name*

**Description** Learning request was dropped because the number of times a MAC address moved to a different interface exceeded the user-configured limit.

<b>Type</b>	Error: An error occurred
<b>Severity</b>	alert
<b>Facility</b>	LOG_DAEMON
<b>Cause</b>	A MAC address moved to a different interface more times per second than the user configured.

---

## ESWD\_MAC\_MOVE\_LIMIT\_EXCEEDED

---

**System Log Message** MAC move limit (*limit*) exceeded at *vlan-name* for MAC address *mac-addresse* on interface *interface-name*

**Description** The number of times that a MAC address moved to a different interface within a VLAN exceeded the user-configured limit.

<b>Type</b>	Error: An error occurred
<b>Severity</b>	alert
<b>Facility</b>	LOG_DAEMON
<b>Cause</b>	A MAC address moved to a different interface more times per second than the user configured.

---

## ESWD\_MIRROR\_ERROR

---

**System Log Message** Unable to establish mirror connection between Routing Engines: *error-message*

**Description** The indicated error occurred when the layer2 control protocol process (l2cpd) tried to establish the nonstop routing mirror connection between the master and standby Routing Engines.

<b>Type</b>	Error: An error occurred
<b>Severity</b>	warning
<b>Facility</b>	LOG_DAEMON

**Cause** The master and standby Routing Engines are running incompatible versions of the Junos OS.

**Action** Update the Junos OS on the master Routing Engine, standby Routing Engine, or both, so that they are running compatible versions.

---

## ESWD\_MIRROR\_VERSION\_MISMATCH

---

**System Log Message** Versions of mirror software on Routing Engines are incompatible: *error-message*

**Description** While trying to establish the nonstop routing mirror connection between the master and standby Routing Engines, the layer2 control protocol process (l2cpd) determined that the version of the nonstop routing mirror software on the Routing Engines did not match.

**Type** Error: An error occurred

**Severity** warning

**Facility** LOG\_DAEMON

**Cause** The master and standby Routing Engines are running incompatible versions of the Junos OS.

**Action** Update the Junos OS on the master Routing Engine, standby Routing Engine, or both, so that they are running compatible versions.

---

## ESWD\_MODULE\_SHUTDOWN\_FAILURE

---

**System Log Message** ESWD: *error-message* Module shutdown failed

**Description** While deleting the instance of logical-switch, RST/MST Module shutdown failed.

**Type** Error: An error occurred

**Severity** error

**Facility** LOG\_DAEMON

**Action** For more information, see KB18890.

---

## ESWD\_OUT\_OF\_LOW\_MEMORY

---

**System Log Message** *error-message*.

**Description** ESWD is out of memory overload condition and ESWD can learn new macs now

**Type** Error: An error occurred

**Severity** info

**Facility** LOG\_DAEMON

## ESWD\_PPM\_READ\_ERROR

---

<b>System Log Message</b>	Read error on pipe from ppm: <i>reason (error-message)</i>
<b>Description</b>	The ethernet bridging process (eswd) could not read a message available on the read pipe from the periodic packet management process (ppmd).
<b>Type</b>	Error: An error occurred
<b>Severity</b>	error
<b>Facility</b>	LOG_DAEMON
<b>Action</b>	Contact your technical support representative. For more information, see <a href="#">KB18888</a> .

## ESWD\_PPM\_WRITE\_ERROR

---

<b>System Log Message</b>	<i>function-name</i> : write error on pipe to ppm (error-message)
<b>Description</b>	The ethernet bridging process (eswd) could not write a message on the pipe to the periodic packet management process (ppmd).
<b>Type</b>	Error: An error occurred
<b>Severity</b>	error
<b>Facility</b>	LOG_DAEMON
<b>Action</b>	Contact your technical support representative. For more information, see <a href="#">KB18889</a> .

## ESWD\_STATIC\_FDB\_MEMORY\_WARNING

---

<b>System Log Message</b>	<i>error-message</i> .
<b>Description</b>	ESWD is currently running low on resources and further creation of FDB static entry may fail.
<b>Type</b>	Error: An error occurred
<b>Severity</b>	warning
<b>Facility</b>	LOG_DAEMON
<b>Cause</b>	It is possible that the ESWD lacked the resources to fulfill the request.

## ESWD\_STP\_BASE\_MAC\_ERROR

---

<b>System Log Message</b>	Failed to get <i>error-message</i> . All modules will remain disabled.
<b>Description</b>	This condition occurs when STP cannot derive the base MAC address of the system.
<b>Type</b>	Error: An error occurred
<b>Severity</b>	alert
<b>Facility</b>	LOG_DAEMON

**Action** For more information, see [KB18890](#).

---

## ESWD\_STP\_LOOP\_PROTECT\_CLEARED

---

**System Log Message** *interface-name*: loop protect cleared for instance *instance-id*

**Description** This condition occurs when STP loop protect condition is cleared.

**Type** Error: An error occurred

**Severity** alert

**Facility** LOG\_DAEMON

---

## ESWD\_STP\_LOOP\_PROTECT\_IN\_EFFECT

---

**System Log Message** *interface-name*: loop protect in effect for instance *instance-id*

**Description** This condition occurs when STP loop protect condition occurs.

**Type** Error: An error occurred

**Severity** alert

**Facility** LOG\_DAEMON

---

## ESWD\_STP\_ROOT\_PROTECT\_CLEARED

---

**System Log Message** *interface-name*: root protect cleared for instance *instance-id*

**Description** This condition occurs when STP root protect condition is cleared.

**Type** Error: An error occurred

**Severity** alert

**Facility** LOG\_DAEMON

---

## ESWD\_STP\_ROOT\_PROTECT\_IN\_EFFECT

---

**System Log Message** *interface-name*: root protect in effect for instance *instance-id*

**Description** This condition occurs when STP root protect condition occurs.

**Type** Error: An error occurred

**Severity** alert

**Facility** LOG\_DAEMON

---

## ESWD\_STP\_STATE\_CHANGE\_INFO

---

**System Log Message** *context-name* state for interface *interface-name* context id *instance-id* changed from *old-state* to *new-state*

**Description** Message is logged to the syslog server when ever there is a state change.

**Type** Event: This message reports an event, not an error

**Severity** info  
**Facility** LOG\_DAEMON

---

### ESWD\_ST\_CTL\_BW\_INFO

---

**System Log Message** *interface-name*: configured storm control speed *level* is greater than interface speed *bandwidth*. Storm control will be set to the latter

**Description** Log message to alert the user to the bandwidth setting limits.

**Type** Error: An error occurred  
**Severity** alert  
**Facility** LOG\_DAEMON

---

### ESWD\_ST\_CTL\_ERROR\_DISABLED

---

**System Log Message** *interface-name*: storm control disabled port

**Description** This condition occurs when storm control error condition is detected.

**Type** Error: An error occurred  
**Severity** alert  
**Facility** LOG\_DAEMON

---

### ESWD\_ST\_CTL\_ERROR\_ENABLED

---

**System Log Message** *interface-name*: storm control enabled port

**Description** This condition occurs when storm-control error condition is cleared.

**Type** Error: An error occurred  
**Severity** alert  
**Facility** LOG\_DAEMON

---

### ESWD\_ST\_CTL\_ERROR\_IN\_EFFECT

---

**System Log Message** *interface-name*: storm control in effect on the port

**Description** This condition occurs when storm control error condition is detected.

**Type** Error: An error occurred  
**Severity** alert  
**Facility** LOG\_DAEMON

---

### ESWD\_ST\_CTL\_INFO

---

**System Log Message** storm control is enabled for interface *interface-name*

**Description** Log message to alert the user to the storm control setting.

**Type** Error: An error occurred  
**Severity** alert  
**Facility** LOG\_DAEMON

## **ESWD\_VLAN\_MAC\_LIMIT\_EXCEEDED**

---

**System Log Message** *vlan **vlan-name** mac **mac-addresse** (tag **vlan-id**), vlan limit exceeded*

**Description** Number of MAC addresses learned on a vlan has exceeded the user configured limit.

**Type** Error: An error occurred  
**Severity** alert  
**Facility** LOG\_DAEMON

**Cause** More learning request were received by the system than the user configured.





## CHAPTER 30

# EVENTD System Log Messages

This chapter describes messages with the **EVENTD** prefix. They are generated by the event policy process (eventd), which performs configured actions in response to events on a routing platform that trigger system log messages.

### EVENTD\_ACK\_FAILED

---

<b>System Log Message</b>	Unable to send acknowledgment: <i>error-message</i>
<b>Description</b>	JUNOS processes can request that the event processing process (eventd) notify them when a specific event occurs. The eventd process could not send an acknowledgment for a registration request, for the indicated reason.
<b>Type</b>	Error: An error occurred
<b>Severity</b>	error
<b>Facility</b>	LOG_DAEMON

### EVENTD\_ALARM\_CLEAR

---

<b>System Log Message</b>	User <i>username</i> cleared alarm: " <i>timestamp: message</i> "
<b>Description</b>	An administrator has acknowledged and cleared a security alarm.
<b>Type</b>	Event: This message reports an event, not an error
<b>Severity</b>	notice
<b>Facility</b>	LOG_DAEMON

### EVENTD\_ALARM\_FILE

---

<b>System Log Message</b>	Could not open the eventd alarm file ' <i>filename</i> ' for writing
<b>Description</b>	The event processing process (eventd) could not open the alarm statistics file for writing.
<b>Type</b>	Event: This message reports an event, not an error
<b>Severity</b>	notice
<b>Facility</b>	LOG_DAEMON

## EVENTD\_AUDIT\_DISABLED

---

<b>System Log Message</b>	Security audit alarm module " <i>module</i> " disabled
<b>Description</b>	An administrator disabled a security audit module.
<b>Type</b>	Event: This message reports an event, not an error
<b>Severity</b>	notice
<b>Facility</b>	LOG_DAEMON

## EVENTD\_AUDIT\_ENABLED

---

<b>System Log Message</b>	Security audit alarm module " <i>module</i> " enabled
<b>Description</b>	An administrator enabled a security audit module.
<b>Type</b>	Event: This message reports an event, not an error
<b>Severity</b>	notice
<b>Facility</b>	LOG_DAEMON

## EVENTD\_AUDIT\_SHOW

---

<b>System Log Message</b>	User <i>username</i> viewed security audit log with arguments: <i>arguments</i>
<b>Description</b>	An administrator viewed the security audit log.
<b>Type</b>	Event: This message reports an event, not an error
<b>Severity</b>	notice
<b>Facility</b>	LOG_DAEMON

## EVENTD\_COMMAND\_SUBSTITUTE\_ERROR

---

<b>System Log Message</b>	Variable substitution failed for command ' <i>command</i> '
<b>Description</b>	The event processing process (eventd) can be configured to execute a JUNOS command-line interface (CLI) command when a specified event occurs. The command can include one or more variables (such as an interface name), which the eventd process replaces with actual values related to the event when it issues the command. Variable substitution failed for the indicated command.
<b>Type</b>	Error: An error occurred
<b>Severity</b>	error
<b>Facility</b>	LOG_DAEMON
<b>Cause</b>	An internal software failure occurred.

## EVENTD\_CONFIG\_CHANGE\_FAILED

---

<b>System Log Message</b>	Configuration change failed: <i>error-message</i> while executing policy <i>policy-name</i> with user <i>username</i> privileges
<b>Description</b>	The event processing process (eventd) could not execute the commands to change configuration data.
<b>Type</b>	Error: An error occurred
<b>Severity</b>	error
<b>Facility</b>	LOG_DAEMON

## EVENTD\_CONFIG\_CHANGE\_SUCCESS

---

<b>System Log Message</b>	Configuration change successful: while executing policy <i>policy-name</i> with user <i>username</i> privileges
<b>Description</b>	The event processing process (eventd) successfully executed the commands to change configuration data.
<b>Type</b>	Event: This message reports an event, not an error
<b>Severity</b>	error
<b>Facility</b>	LOG_DAEMON

## EVENTD\_ESCRIPT\_EXECUTION

---

<b>System Log Message</b>	Trying to execute the script ' <i>filename</i> ' from ' <i>directory-name</i> '
<b>Description</b>	The event process (eventd) executing the configured event script from the specified location.
<b>Type</b>	Event: This message reports an event, not an error
<b>Severity</b>	info
<b>Facility</b>	LOG_DAEMON

## EVENTD\_ESCRIPT\_NOT\_CONFIGURED

---

<b>System Log Message</b>	Trying to execute the non configured script ' <i>filename</i> ' from ' <i>directory-name</i> '
<b>Description</b>	The event process (eventd) executing the non configured event script from the specified location.
<b>Type</b>	Error: An error occurred
<b>Severity</b>	info
<b>Facility</b>	LOG_DAEMON

## EVENTD\_EVENT\_SEND\_FAILED

---

<b>System Log Message</b>	Unable to send event notification: <i>error-message</i>
---------------------------	---

**Description** Junos processes can request that the event processing process (eventd) notify them when a specific event occurs. The eventd process could not send an event notification for the indicated reason.

**Type** Error: An error occurred

**Severity** error

**Facility** LOG\_DAEMON

**Action** For more information, see [KB18891](#).

---

## EVENTD\_FORK\_ERR

**System Log Message** Unable to fork: *error-message*

**Description** The event processing process (eventd) could not create a child process for executing policies.

**Type** Error: An error occurred

**Severity** error

**Facility** LOG\_DAEMON

**Action** For more information, see [KB18892](#).

---

## EVENTD\_PIPE\_CREATION\_FAILED

**System Log Message** Unable to create pipe: *error-message*

**Description** The event processing process (eventd) could not create a pipe for interprocess communication.

**Type** Error: An error occurred

**Severity** error

**Facility** LOG\_DAEMON

---

## EVENTD\_POLICY\_ACTION\_FAILED

**System Log Message** Unable to execute '*action*' action in policy *policy-name*

**Description** The event processing process (eventd) could not perform the indicated action, which is specified by the indicated policy.

**Type** Error: An error occurred

**Severity** error

**Facility** LOG\_DAEMON

## EVENTD\_POLICY\_LIMIT\_EXCEEDED

---

<b>System Log Message</b>	Unable to execute policy ' <i>policy-name</i> ' because current number of policies ( <i>count</i> ) exceeds system limit ( <i>limit</i> )
<b>Description</b>	The event processing process (eventd) could not execute the indicated policy, because the indicated number of currently executing policies exceeded the indicated maximum defined by the system.
<b>Type</b>	Event: This message reports an event, not an error
<b>Severity</b>	warning
<b>Facility</b>	LOG_DAEMON

## EVENTD\_POLICY\_UPLOAD\_FAILED

---

<b>System Log Message</b>	Unable to upload file ' <i>filename</i> ' to destination ' <i>destination-name</i> ' for policy ' <i>policy-name</i> '
<b>Description</b>	The event processing process (eventd) could not upload the indicated file to the indicated destination.
<b>Type</b>	Error: An error occurred
<b>Severity</b>	error
<b>Facility</b>	LOG_DAEMON

## EVENTD\_POPEN\_FAIL

---

<b>System Log Message</b>	Error <i>error-code</i> in invoking command ' <i>command</i> '
<b>Description</b>	A call to the popen() function failed when the event processing process (eventd) invoked the indicated command.
<b>Type</b>	Error: An error occurred
<b>Severity</b>	error
<b>Facility</b>	LOG_DAEMON

## EVENTD\_READ\_ERROR

---

<b>System Log Message</b>	recvmsg() failed: <i>error-message</i>
<b>Description</b>	The event processing process (eventd) could not read an event sent to it, for the indicated reason.
<b>Type</b>	Error: An error occurred
<b>Severity</b>	error
<b>Facility</b>	LOG_DAEMON

## EVENTD\_REGEXP\_INVALID

---

<b>System Log Message</b>	Invalid regular expression ' <i>regular-expression</i> ' provided for attribute value
---------------------------	---

**Description** The event processing process (eventd) received a request that included the indicated regular expression as the value for an attribute. The regular expression is not valid.

**Type** Error: An error occurred

**Severity** error

**Facility** LOG\_DAEMON

---

## EVENTD\_REG\_VERSION\_MISMATCH

**System Log Message** Registration version *expected-value* did not match expected version (*received-value*)

**Description** The event processing process (eventd) received a registration request with the indicated version indicator, which does not match the indicated version expected by the eventd process.

**Type** Error: An error occurred

**Severity** error

**Facility** LOG\_DAEMON

---

## EVENTD\_ROTATE\_COMMAND\_FAILED

**System Log Message** Command '*command*' failed during rotation of file '*filename*': *error-message*

**Description** The event processing process (eventd) invoked the indicated command while attempting to rotate the indicated file. The command failed.

**Type** Error: An error occurred

**Severity** error

**Facility** LOG\_DAEMON

---

## EVENTD\_ROTATE\_FORK\_EXCEEDED

**System Log Message** Unable to fork: too many child processes

**Description** The event processing process (eventd) could not create a child process for rotating files because adding another child would have made the number of children exceed the limit.

**Type** Error: An error occurred

**Severity** error

**Facility** LOG\_DAEMON

---

## EVENTD\_ROTATE\_FORK\_FAILED

**System Log Message** Unable to fork: *error-message*

**Description** The event processing process (eventd) could not create a child process for rotating files, for the indicated reason.

**Type** Error: An error occurred

**Severity** error  
**Facility** LOG\_DAEMON

---

## EVENTD\_SCRIPT\_CHECKSUM\_MISMATCH

---

**System Log Message** *checksum* checksum value does not match for script *filename*  
**Description** Current checksum value of the script does not match with the checksum configured under [event-options event-script] hierarchy. As a result any event-policy configured inside the script will not be read

**Type** Error: An error occurred  
**Severity** error  
**Facility** LOG\_DAEMON

---

## EVENTD\_SECURITY\_LOG\_CLEAR

---

**System Log Message** User *username* cleared *count* security log(s)  
**Description** An administrator has cleared one or more security audit logs.

**Type** Event: This message reports an event, not an error  
**Severity** notice  
**Facility** LOG\_DAEMON

---

## EVENTD\_SET\_PROCESS\_PRIV\_FAILED

---

**System Log Message** Unable to set process privilege level to that of user '*username*': *error-message*  
**Description** In preparation for executing an action defined in a policy, the event processing process (eventd) tried to change its privilege level to that of the indicated JUNOS user. The attempt failed. It made the attempt because the user-name statement is included at one of several possible levels under the [edit event-options policy <policy-name> then] hierarchy level.

**Type** Error: An error occurred  
**Severity** error  
**Facility** LOG\_DAEMON

---

## EVENTD\_SET\_TIMER\_FAILED

---

**System Log Message** evSetTimer failed: *error-message*  
**Description** The event processing process (eventd) starts a timer whenever an internal event needs to be generated. It could not activate the timer for the indicated reason.

**Type** Error: An error occurred  
**Severity** error  
**Facility** LOG\_DAEMON

## EVENTD\_SYSLOG\_FWD\_FAILED

---

<b>System Log Message</b>	Unable to forward syslog message to PSD ( <i>psd-id</i> ), errno: <i>error-code</i>
<b>Description</b>	The event processing process (eventd) encountered a system error when forwarding a syslog message to indicated protected system domain (PSD).
<b>Type</b>	Error: An error occurred
<b>Severity</b>	error
<b>Facility</b>	LOG_DAEMON

## EVENTD\_TEST\_ALARM

---

<b>System Log Message</b>	This is test alarm <i>argument1</i> of <i>argument2</i>
<b>Description</b>	This is an alarm test for the eventd alarm infrastructure.
<b>Type</b>	Event: This message reports an event, not an error
<b>Severity</b>	notice
<b>Facility</b>	LOG_DAEMON

## EVENTD\_TRANSFER\_COMMAND\_FAILED

---

<b>System Log Message</b>	Command ' <i>error-code</i> ' failed during transfer of file ' <i>command</i> ': <i>filename</i>
<b>Description</b>	The event processing process (eventd) invoked the indicated command while attempting to transfer the indicated file. The command failed.
<b>Type</b>	Error: An error occurred
<b>Severity</b>	error
<b>Facility</b>	LOG_DAEMON

## EVENTD\_TRANSFER\_FORK\_EXCEEDED

---

<b>System Log Message</b>	Unable to fork: too many child processes
<b>Description</b>	The event processing process (eventd) could not create a child process for transferring files, because adding another child would have made the number of children exceed the limit.
<b>Type</b>	Error: An error occurred
<b>Severity</b>	error
<b>Facility</b>	LOG_DAEMON

## EVENTD\_TRANSFER\_FORK\_FAILED

---

<b>System Log Message</b>	Unable to fork: <i>error-message</i>
<b>Description</b>	The event processing process (eventd) could not create a child process for transferring files, for the indicated reason.



**Type** Error: An error occurred  
**Severity** error  
**Facility** LOG\_DAEMON

---

## EVENTD\_VERSION\_MISMATCH

---

**System Log Message** Event version *expected-value* did not match expected version (*received-value*)

**Description** The event processing process (eventd) received an event with the indicated version indicator, which does not match the indicated version expected by the eventd process.

**Type** Error: An error occurred  
**Severity** error  
**Facility** LOG\_DAEMON  
**Action** For more information, see [KB18893](#).

---

## EVENTD\_XML\_FILENAME\_INVALID

---

**System Log Message** XML syntax of output filename was invalid

**Description** An event script created an output file and wrote the filename to standard output (stdout) with Extensible Markup Language (XML) tagging like the following: <event-script-output-filename> output-file.tgz</event-script-output-filename>. The event processing process read the output filename and determined that its XML syntax was invalid.

**Type** Error: An error occurred  
**Severity** error  
**Facility** LOG\_DAEMON



## CHAPTER 31

# FABOAMD System Log Messages

This chapter describes messages with the **FABOAMD** prefix on the Juniper Networks QFabric QFX3000 switch. They are generated by the QFabric switch Operations, Administration, and Maintenance (OAM) process (faboamd), which enables OAM operations (such as a fabric ping) across different devices in the QFabric switch.

### FABOAMD\_DEBUGGING

---

<b>System Log Message</b>	<i>reason: index error-message</i>
<b>Description</b>	A system call made by the Fabric OAM (faboamd) failed.
<b>Type</b>	Error: An error occurred
<b>Severity</b>	error
<b>Facility</b>	LOG_DAEMON
<b>Cause</b>	It is possible that the kernel did not have enough resources to fulfill the request.

### FABOAMD\_TASK\_SOCK\_ERR

---

<b>System Log Message</b>	<i>reason: index error-message</i>
<b>Description</b>	A socket API from the Fabric OAM daemon call returned error.
<b>Type</b>	Error: An error occurred
<b>Severity</b>	error
<b>Facility</b>	LOG_DAEMON
<b>Cause</b>	It is possible that the kernel did not have enough resources to fulfill the request.



## CHAPTER 32

# FC System Log Messages

This chapter describes messages with the **FC** prefix. They are generated by the Fibre Channel process (*fcd*) which connects servers to disks and tape devices in a storage area network.

### FC\_FABRIC\_CREATED

---

<b>System Log Message</b>	Fabric <i>fc-fabric-name</i> fabric-id <i>fc-fabric-id</i> fabric-type <i>fc-fabric-type</i> created
<b>Description</b>	Fibre channel fabric is created.
<b>Type</b>	Event: This message reports an event, not an error
<b>Severity</b>	info
<b>Facility</b>	LOG_DAEMON

### FC\_FABRIC\_DELETED

---

<b>System Log Message</b>	Fabric <i>fc-fabric-name</i> fabric-id <i>fc-fabric-id</i> fabric-type <i>fc-fabric-type</i> deleted
<b>Description</b>	Fibre channel fabric is deleted.
<b>Type</b>	Event: This message reports an event, not an error
<b>Severity</b>	info
<b>Facility</b>	LOG_DAEMON

### FC\_FABRIC\_WWN\_ASSIGNED

---

<b>System Log Message</b>	Fabric <i>fc-fabric-name</i> fabric-wwn <i>wwn</i> is set
<b>Description</b>	Fabric_WWN has been set for a fibre channel fabric.
<b>Type</b>	Event: This message reports an event, not an error
<b>Severity</b>	info
<b>Facility</b>	LOG_DAEMON

### FC\_FABRIC\_WWN\_CLEARED

---

<b>System Log Message</b>	Fabric <i>fc-fabric-name</i> fabric-wwn is cleared
---------------------------	--

**Description** Fabric\_WWN is cleared for a fibre channel fabric.

**Type** Event: This message reports an event, not an error

**Severity** info

**Facility** LOG\_DAEMON

---

## FC\_FLOGI\_VN\_PORT\_LOGIN\_FAILED

**System Log Message** Fabric *fc-fabric-name* interface *interface-name* enode-mac *enode-mac-address* wwn *wwn* - *reason*

**Description** FIP FLOGI/FDISC from the end node has failed.

**Type** Error: An error occurred

**Severity** error

**Facility** LOG\_DAEMON

---

## FC\_LOGICAL\_INTERFACE\_CREATED

**System Log Message** Fabric *fc-fabric-name* interface *interface-name* created

**Description** Fibre channel logical interface is created.

**Type** Event: This message reports an event, not an error

**Severity** info

**Facility** LOG\_DAEMON

---

## FC\_LOGICAL\_INTERFACE\_DELETED

**System Log Message** Fabric *fc-fabric-name* interface *interface-name* deleted

**Description** Fibre channel logical interface is deleted.

**Type** Event: This message reports an event, not an error

**Severity** info

**Facility** LOG\_DAEMON

---

## FC\_LOGICAL\_INTERFACE\_ISOLATED

**System Log Message** Fabric *fc-fabric-name* interface *interface-name* reason - *reason*

**Description** Fibre channel logical interface is isolated.

**Type** Error: An error occurred

**Severity** error

**Facility** LOG\_DAEMON

**Cause** Protocol error or repeated failure must have occurred.

**Action** Check physical connection and reason code for isolation.

**Action** Interface disable followed by enable might clear this problem.

---

## FC\_PROXY\_NP\_PORT\_LB\_ADDED

---

**System Log Message** Fabric *fc-fabric-name* NP\_Port *interface-name* added to fabric load balance list

**Description** NP\_Port is added to the fabric load balance list.

**Type** Event: This message reports an event, not an error

**Severity** info

**Facility** LOG\_DAEMON

---

## FC\_PROXY\_NP\_PORT\_LB\_REMOVED

---

**System Log Message** Fabric *fc-fabric-name* NP\_Port *interface-name* removed from fabric load balance list

**Description** NP\_Port is removed from the fabric load balance list.

**Type** Event: This message reports an event, not an error

**Severity** info

**Facility** LOG\_DAEMON

---

## FC\_PROXY\_NP\_PORT\_LOGIN\_ABORTED

---

**System Log Message** Fabric *fc-fabric-name* NP\_Port *interface-name* login aborted

**Description** Login from NP\_Port has aborted.

**Type** Error: An error occurred

**Severity** error

**Facility** LOG\_DAEMON

**Cause** It is possible that the NP\_Port or fibre channel switch is experiencing timeouts.

---

## FC\_PROXY\_NP\_PORT\_LOGIN\_FAILED

---

**System Log Message** Fabric *fc-fabric-name* NP\_Port *interface-name* login failed - *error-message*

**Description** Login from NP\_Port has failed.

**Type** Error: An error occurred

**Severity** error

**Facility** LOG\_DAEMON

**Cause** NP\_Port login is rejected by the fibre channel switch.

**Action** Check fibre channel switch configuration.

---

## FC\_PROXY\_NP\_PORT\_LOGOUT

**System Log Message** Fabric *fc-fabric-name* NP\_Port *interface-name* logged out by core switch

**Description** NP\_Port is logged out from the fabric port.

**Type** Event: This message reports an event, not an error

**Severity** info

**Facility** LOG\_DAEMON

---

## FC\_PROXY\_NP\_PORT\_NPIV\_FAILED

**System Log Message** Fabric *fc-fabric-name* NP\_Port *interface-name* attached fabric port does not support NPIV

**Description** Fabric port on the fibre channel switch does not support NPIV.

**Type** Error: An error occurred

**Severity** error

**Facility** LOG\_DAEMON

---

## FC\_PROXY\_NP\_PORT\_OFFLINE

**System Log Message** Fabric *fc-fabric-name* NP\_Port *interface-name* is offline

**Description** Proxy NP\_Port is down.

**Type** Event: This message reports an event, not an error

**Severity** info

**Facility** LOG\_DAEMON

---

## FC\_PROXY\_NP\_PORT\_ONLINE

**System Log Message** Fabric *fc-fabric-name* NP\_Port *interface-name* fcid: *fcid* online

**Description** Login from NP\_Port is completed.

**Type** Event: This message reports an event, not an error

**Severity** info

**Facility** LOG\_DAEMON

---

## FC\_PROXY\_VN\_PORT\_LOGIN\_ABORTED

**System Log Message** Fabric *fc-fabric-name* NP\_Port *interface-name* FDISC is aborted for wwn *wwn*

**Description** FLOGI or FDISC from the VN\_port (end node) is aborted.

**Type** Error: An error occurred



**Severity** error  
**Facility** LOG\_DAEMON  
**Cause** It is possible that the NP\_Port or fibre channel switch is experiencing timeouts.

## FC\_PROXY\_VN\_PORT\_LOGIN\_FAILED

---

**System Log Message** Fabric *fc-fabric-name* NP\_Port *interface-name* FDISC rejected for wwn *wwn* - *error-message*

**Description** FLOGI or FDISC from the VN\_Port (end node) has failed.

**Type** Error: An error occurred

**Severity** error

**Facility** LOG\_DAEMON

**Cause** VN\_Port login is rejected by the fibre channel switch.



## CHAPTER 33

# FCOE System Log Messages

This chapter describes messages with the **FCOE** prefix. They are generated by the Fibre Channel process (fcd) which connects servers to disks and tape devices in a storage area network.

### FCOE\_LOGICAL\_INTERFACE\_CREATED

---

<b>System Log Message</b>	Fabric <i>fc-fabric-name</i> interface <i>interface-name</i> mac <i>mac-address</i> created
<b>Description</b>	Fibre channel over Ethernet logical interface is created.
<b>Type</b>	Event: This message reports an event, not an error
<b>Severity</b>	info
<b>Facility</b>	LOG_DAEMON

### FCOE\_LOGICAL\_INTERFACE\_DELETED

---

<b>System Log Message</b>	Fabric <i>fc-fabric-name</i> interface <i>interface-name</i> mac <i>mac-address</i> deleted
<b>Description</b>	Fibre channel over Ethernet logical interface is deleted.
<b>Type</b>	Event: This message reports an event, not an error
<b>Severity</b>	info
<b>Facility</b>	LOG_DAEMON

### FCOE\_LOGICAL\_INTERFACE\_ISOLATED

---

<b>System Log Message</b>	Fabric <i>fc-fabric-name</i> interface <i>interface-name</i> mac <i>mac-address</i> reason - <i>reason</i>
<b>Description</b>	Fibre channel over Ethernet logical interface is isolated.
<b>Type</b>	Error: An error occurred
<b>Severity</b>	error
<b>Facility</b>	LOG_DAEMON
<b>Cause</b>	Protocol error or repeated failure must have occurred.
<b>Action</b>	Check physical connection and reason code for isolation.

**Action** Interface disable followed by enable might clear this problem.

## CHAPTER 34

# FIP System Log Messages

This chapter describes messages with the **FIP** prefix. They are generated by the Fibre Channel process (fcd) which connects servers to disks and tape devices in a storage area network.

### FIP\_ENODE\_CLEARED

---

<b>System Log Message</b>	Fabric <i>fc-fabric-name</i> interface <i>interface-name</i> enode-mac <i>enode-mac-address</i>
<b>Description</b>	FIP end node is removed from a fibre channel fabric.
<b>Type</b>	Event: This message reports an event, not an error
<b>Severity</b>	info
<b>Facility</b>	LOG_DAEMON

### FIP\_ENODE\_FKA\_TIMER\_EXPIRED

---

<b>System Log Message</b>	Fabric <i>fc-fabric-name</i> interface <i>interface-name</i> enode-mac <i>enode-mac-address</i> keepalive timer expired
<b>Description</b>	FIP end node keepalive timer expired.
<b>Type</b>	Error: An error occurred
<b>Severity</b>	error
<b>Facility</b>	LOG_DAEMON

### FIP\_ENODE\_LEARNED

---

<b>System Log Message</b>	Fabric <i>fc-fabric-name</i> interface <i>interface-name</i> enode-mac <i>enode-mac-address</i>
<b>Description</b>	FIP End node is learnt on a fibre channel fabric.
<b>Type</b>	Event: This message reports an event, not an error
<b>Severity</b>	info
<b>Facility</b>	LOG_DAEMON

### FIP\_MAX\_FCOE\_FILTERS\_REACHED

---

<b>System Log Message</b>	Maximum number of allowed FCoE filters ( <i>slot</i> ) reached for this slot <i>maximum-value</i>
---------------------------	---

**Description** Maximum number of allowed FCoE filters reached.

**Type** Event: This message reports an event, not an error

**Severity** warning

**Facility** LOG\_DAEMON

---

## FIP\_MAX\_SESSIONS\_REACHED

---

**System Log Message** Maximum number of allowed FIP sessions (*slot*) reached for this slot *maximum-value*

**Description** Maximum number of allowed FIP sessions reached.

**Type** Event: This message reports an event, not an error

**Severity** warning

**Facility** LOG\_DAEMON

---

## FIP\_PROTOCOL\_STARTED

---

**System Log Message** Fabric *fc-fabric-name* interface *interface-name* fcf-mac *mac-address* FIP protocol started

**Description** FIP protocol is started on an interface.

**Type** Event: This message reports an event, not an error

**Severity** info

**Facility** LOG\_DAEMON

---

## FIP\_PROTOCOL\_STOPPED

---

**System Log Message** Fabric *fc-fabric-name* interface *interface-name* fcf-mac *mac-address* FIP protocol stopped

**Description** FIP protocol is stopped on an interface.

**Type** Event: This message reports an event, not an error

**Severity** info

**Facility** LOG\_DAEMON

---

## FIP\_VN\_PORT\_FKA\_TIMER\_EXPIRED

---

**System Log Message** Fabric *fc-fabric-name* interface *interface-name* enode-mac *enode-mac-address* wwn *wwn* vn-mac *vn-mac-address*

**Description** VN\_Port keepalive timer expired.

**Type** Error: An error occurred

**Severity** error

**Facility** LOG\_DAEMON

## FIP\_VN\_PORT\_LOGIN\_FAILED

---

<b>System Log Message</b>	Fabric <i>fc-fabric-name</i> interface <i>interface-name</i> enode-mac <i>enode-mac-address</i> wwn <i>wwn</i> - <i>reason</i>
<b>Description</b>	FIP FLOGI/FDISC from the end node has failed.
<b>Type</b>	Error: An error occurred
<b>Severity</b>	error
<b>Facility</b>	LOG_DAEMON
<b>Cause</b>	VN_Port login is rejected. Its possible that the maximum session limit has reached.
<b>Action</b>	Check the number of sessions on the end node or the number of sessions on the gateway

## FIP\_VN\_PORT\_SESSION\_CLEARED

---

<b>System Log Message</b>	Fabric <i>fc-fabric-name</i> interface <i>interface-name</i> enode-mac <i>enode-mac-address</i> wwn <i>wwn</i> vn-mac <i>vn-mac-address</i> fcid <i>fcid</i>
<b>Description</b>	VN_Port login session is terminated.
<b>Type</b>	Event: This message reports an event, not an error
<b>Severity</b>	info
<b>Facility</b>	LOG_DAEMON

## FIP\_VN\_PORT\_SESSION\_CREATED

---

<b>System Log Message</b>	Fabric <i>fc-fabric-name</i> interface <i>interface-name</i> enode-mac <i>enode-mac-address</i> wwn <i>wwn</i> vn-mac <i>vn-mac-address</i> fcid <i>fcid</i>
<b>Description</b>	FIP FLOGI/FDISC from the end node is completed.
<b>Type</b>	Event: This message reports an event, not an error
<b>Severity</b>	info
<b>Facility</b>	LOG_DAEMON





## CHAPTER 35

# FIPS System Log Messages

This chapter describes messages with the **FIPS** prefix. They are generated by the process, which deals with encryption, authentication, and authorization issues.

### FIPS\_KNOWN\_ANSWER\_TEST

---

**System Log Message** *username :test-name* Known Answer Test: Passed

**Description** FIPS Known Answer Test passed.

**Type** Event: This message reports an event, not an error

**Severity** info

**Facility** ANY



## CHAPTER 36

# FLOW System Log Messages

This chapter describes messages with the FLOW prefix. They are generated by the process that handles flows on routers running the Junos OS with enhanced services.

### FLOW\_APP\_POLICY\_VIOLATION

---

<b>System Log Message</b>	Application <i>service-name</i> policy violation occurred <i>threshold</i> times within <i>time-period</i> seconds
<b>Description</b>	A log was generated when a deny or reject policy match on one application occurred according to the configured threshold within the specified time window.
<b>Type</b>	Event: This message reports an event, not an error
<b>Severity</b>	notice
<b>Facility</b>	LOG_PFE

### FLOW\_DSTIP\_POLICY\_VIOLATION

---

<b>System Log Message</b>	Destination ip <i>destination-address</i> policy violation occurred <i>threshold</i> times within <i>time-period</i> seconds
<b>Description</b>	A log was generated when a deny or reject policy match on one destination IP address occurred according to the configured threshold within the specified time window.
<b>Type</b>	Event: This message reports an event, not an error
<b>Severity</b>	notice
<b>Facility</b>	LOG_PFE

### FLOW\_HIGH\_WATERMARK\_TRIGGERED

---

<b>System Log Message</b>	Number of sessions <i>current-flows</i> exceeded the high watermark <i>limit</i> . Early aging triggered.
<b>Description</b>	Early aging of sessions is triggered when the number of concurrent session entries in the session table exceeds the configured high watermark. When the number of concurrent sessions drops below the configured low watermark, the router stops aggressively aging out sessions. This message notifies you that the session high watermark has been exceeded and aggressive aging of sessions has begun.
<b>Type</b>	Event: This message reports an event, not an error

**Severity** info  
**Facility** LOG\_USER

---

## FLOW\_HIGH\_WATERMARK\_TRIGGERED\_LS

---

**System Log Message** *Lsys logical-system-name*: Number of sessions *current-flows* exceeded the high watermark *limit*. Early aging triggered.

**Description** Early aging of sessions is triggered when the number of concurrent session entries in the session table exceeds the configured high watermark. When the number of concurrent sessions drops below the configured low watermark, the router stops aggressively aging out sessions. This message notifies you that the session high watermark has been exceeded and aggressive aging of sessions has begun.

**Type** Event: This message reports an event, not an error  
**Severity** info  
**Facility** LOG\_USER

---

## FLOW\_IP\_ACTION

---

**System Log Message** Flow IP action detected attack attempt: *source-address/source-port --> destination-address/destination-port* from interface *interface-name*, from zone *source-zone-name*, action *action*.

**Description** Flow IP action notification is generated when a new connection matches security flow IP action filter that has been setup to log or has ip-notify action.

**Type** Event: This message reports an event, not an error  
**Severity** info  
**Facility** LOG\_PFE

---

## FLOW\_IP\_ACTION\_LS

---

**System Log Message** *Lsys logical-system-name*: Flow IP action detected attack attempt:*source-address/source-port --> destination-address/destination-port* from interface *interface-name*, from zone *source-zone-name*, action *action*.

**Description** Flow IP action notification is generated when a new connection matches security flow IP action filter that has been setup to log or has ip-notify action.

**Type** Event: This message reports an event, not an error  
**Severity** info  
**Facility** LOG\_PFE

---

## FLOW\_LOW\_WATERMARK\_TRIGGERED

---

**System Log Message** Number of sessions *current-flows* dropped below the low watermark *limit*. Early aging stopped.

**Description** Early aging of sessions is triggered when the number of concurrent session entries in the session table exceeds the configured high watermark. When the number of concurrent sessions drops below the configured low watermark, the router stops aggressively aging out sessions. This message notifies you that the number of concurrent sessions has dropped below the configured low watermark, and that aggressive aging of sessions has stopped.

**Type** Event: This message reports an event, not an error

**Severity** info

**Facility** LOG\_USER

---

## FLOW\_LOW\_WATERMARK\_TRIGGERED\_LS

---

**System Log Message** *Lsys logical-system-name*: Number of sessions *current-flows* dropped below the low watermark *limit*. Early aging stopped.

**Description** Early aging of sessions is triggered when the number of concurrent session entries in the session table exceeds the configured high watermark. When the number of concurrent sessions drops below the configured low watermark, the router stops aggressively aging out sessions. This message notifies you that the number of concurrent sessions has dropped below the configured low watermark, and that aggressive aging of sessions has stopped.

**Type** Event: This message reports an event, not an error

**Severity** info

**Facility** LOG\_USER

---

## FLOW\_POLICY\_VIOLATION

---

**System Log Message** Policy *policy-name* violation occurred *threshold* times within *time-period* seconds

**Description** A log was generated when a deny or reject policy match occurred according to the configured threshold within the specified time window.

**Type** Event: This message reports an event, not an error

**Severity** notice

**Facility** LOG\_PFE

---

## FLOW\_REASSEMBLE\_FAIL

---

**System Log Message** FCB ageout before all fragments arrive, source *source-address* destination *destination-address* ipid *assembly-id*

**Description** A log was generated when an FCB age out occurred before all fragments arrived.

**Type** Event: This message reports an event, not an error

**Severity** info

**Facility** LOG\_PFE

## FLOW\_REASSEMBLE\_SUCCEED

---

<b>System Log Message</b>	Packet merged source <i>source-address</i> destination <i>destination-address</i> ipid <i>assembly-id</i> succeed
<b>Description</b>	A log was generated when the reassemble succeeded.
<b>Type</b>	Event: This message reports an event, not an error
<b>Severity</b>	info
<b>Facility</b>	LOG_PFE

## FLOW\_SRCIP\_POLICY\_VIOLATION

---

<b>System Log Message</b>	Source ip <i>source-address</i> policy violation occurred <i>threshold</i> times within <i>time-period</i> seconds
<b>Description</b>	A log was generated when a deny or reject policy match on one source IP address occurred according to the configured threshold within the specified time window.
<b>Type</b>	Event: This message reports an event, not an error
<b>Severity</b>	notice
<b>Facility</b>	LOG_PFE

## FPCLOGIN System Log Messages

### FPCLOGIN\_ADDRESS\_GET\_FAILED

---

<b>System Log Message</b>	Unable to determine IP address of TGM in slot <i>slot</i>
<b>Description</b>	A user tried to log in to the Physical Interface Module (PIM) in the indicated slot on a Flexible PIC Concentrator (FPC). In response, the FPC login process (pimlogin) tried to determine the PIM's IP address. It could not do so, and the login attempt failed.
<b>Type</b>	Error: An error occurred
<b>Severity</b>	error
<b>Facility</b>	LOG_DAEMON

### FPCLOGIN\_IPC\_RECEIVE\_FAILED

---

<b>System Log Message</b>	Unable to receive IPC message from <i>process-name</i>
<b>Description</b>	The Flexible PIC Concentrator (FPC) login process (pimlogin) could not process an interprocess communication (IPC) message from the indicated other process. The 'wxd' process is the WX Physical Interface Module process.
<b>Type</b>	Error: An error occurred
<b>Severity</b>	error
<b>Facility</b>	LOG_DAEMON

### FPCLOGIN\_IPC\_SEND\_FAILED

---

<b>System Log Message</b>	Unable to send IPC message to <i>process-name</i>
<b>Description</b>	The Flexible PIC Concentrator (FPC) login process (pimlogin) could not send an interprocess communication (IPC) message to the indicated other process. The 'wxd' process is the WX Physical Interface Module process (wxd).
<b>Type</b>	Error: An error occurred
<b>Severity</b>	error
<b>Facility</b>	LOG_DAEMON

## FPCLOGIN\_LOGIN\_FAILED

---

<b>System Log Message</b>	fpclogin failed: <i>error-message</i>
<b>Description</b>	A user tried to log in to a Physical Interface Module (PIM). The attempt failed for the indicated reason.
<b>Type</b>	Error: An error occurred
<b>Severity</b>	error
<b>Facility</b>	LOG_DAEMON

## FPCLOGIN\_MESSAGE\_INVALID

---

<b>System Log Message</b>	Message from <i>process-name error-message</i>
<b>Description</b>	The message that the Flexible PIC Concentrator (FPC) login process (pimlogin) received from the indicated other process was invalid in the indicated way. The 'wxd' process is the WX Physical Interface Module process (wxd).
<b>Type</b>	Error: An error occurred
<b>Severity</b>	error
<b>Facility</b>	LOG_DAEMON

## FPCLOGIN\_SOCKET\_OPERATION\_FAILED

---

<b>System Log Message</b>	Unable to complete ' <i>error-message</i> ' operation
<b>Description</b>	The Flexible PIC Concentrator (FPC) login process (pimlogin) could not perform the indicated operation on a routing socket.
<b>Type</b>	Error: An error occurred
<b>Severity</b>	error
<b>Facility</b>	LOG_DAEMON



## CHAPTER 38

# FSAD System Log Messages

This chapter describes messages with the **FSAD** prefix. They are generated by the File System Access process (fsad), which provides Trivial FTP (TFTP) support for file transfer between services PICs and other routing platform components.

### FSAD\_CONFIG\_ERROR

---

<b>System Log Message</b>	Reason: <i>reason</i>
<b>Description</b>	The configuration file for the File System Access process (fsad) might contain an error.
<b>Type</b>	Error: An error occurred
<b>Severity</b>	error
<b>Facility</b>	LOG_DAEMON

### FSAD\_CONNTIMEDOUT

---

<b>System Log Message</b>	Connection timed out to the client ( <i>connection-type</i> , <i>ip-address</i> ) having request type <i>port</i>
<b>Description</b>	The File System Access process (fsad) flushed all state information about the timed-out connection.
<b>Type</b>	Event: This message reports an event, not an error
<b>Severity</b>	error
<b>Facility</b>	LOG_DAEMON

### FSAD\_DIR\_CREATE

---

<b>System Log Message</b>	Failed to create directory <i>directory-name</i> : <i>error-message</i>
<b>Description</b>	The File System Access process (fsad) could not create the indicated directory.
<b>Type</b>	Error: An error occurred
<b>Severity</b>	error
<b>Facility</b>	LOG_DAEMON

## FSAD\_DIR\_STAT

---

<b>System Log Message</b>	<i>function-name: stat()</i> failed for pathname <i>pathname: reason</i>
<b>Description</b>	The File System Access process (fsad) received a request for a nonexistent file or directory.
<b>Type</b>	Error: An error occurred
<b>Severity</b>	error
<b>Facility</b>	LOG_DAEMON
<b>Cause</b>	The path does not exist.
<b>Action</b>	Make sure the path specified in the request is valid.

## FSAD\_FAILED

---

<b>System Log Message</b>	In <i>enclosing-function-name: function-name()</i> returned: <i>reason</i>
<b>Description</b>	An internal error occurred inside a function in the File System Access process (fsad).
<b>Type</b>	Error: An error occurred
<b>Severity</b>	error
<b>Facility</b>	LOG_DAEMON
<b>Cause</b>	An internal software failure occurred.
<b>Action</b>	Contact your technical support representative.

## FSAD\_FILE\_FAILED

---

<b>System Log Message</b>	<i>enclosing-function-name: function-name</i> failed for file ' <i>filename</i> ' with error message <i>reason</i>
<b>Description</b>	An internal error occurred while the File System Access process (fsad) was performing a file operation.
<b>Type</b>	Error: An error occurred
<b>Severity</b>	error
<b>Facility</b>	LOG_DAEMON
<b>Cause</b>	An internal software failure occurred.
<b>Action</b>	Contact your technical support representative.

## FSAD\_FILE\_REMOVE

---

<b>System Log Message</b>	Unable to remove file ' <i>filename</i> ': <i>reason</i>
---------------------------	--

<b>Description</b>	The File System Access process (fsad) could not remove the indicated file for the indicated reason.
<b>Type</b>	Error: An error occurred
<b>Severity</b>	error
<b>Facility</b>	LOG_DAEMON
<b>Cause</b>	The file to be removed does not exist or its permissions do not allow the operation.
<b>Action</b>	Make sure that the file exists and that its permissions allow it to be deleted.

---

## FSAD\_FILE\_RENAME

---

<b>System Log Message</b>	Unable to rename file ' <i>source-filename</i> ' to ' <i>destination-filename</i> ': <i>reason</i>
<b>Description</b>	The File System Access process (fsad) could not rename the indicated file for the indicated reason.
<b>Type</b>	Error: An error occurred
<b>Severity</b>	error
<b>Facility</b>	LOG_DAEMON
<b>Cause</b>	Either the source file does not exist, or one or both of the source and destination pathnames are incorrect.
<b>Action</b>	Make sure the source and destination paths exist and that the rename operation is allowed.

---

## FSAD\_FILE\_STAT

---

<b>System Log Message</b>	<i>function-name</i> : stat() failed for file pathname <i>pathname</i> : <i>reason</i>
<b>Description</b>	The File System Access process (fsad) received a request for a nonexistent file.
<b>Type</b>	Error: An error occurred
<b>Severity</b>	error
<b>Facility</b>	LOG_DAEMON
<b>Cause</b>	The file path does not exist.
<b>Action</b>	Make sure the path specified in the request is valid.

---

## FSAD\_FILE\_SYNC

---

<b>System Log Message</b>	Unable to sync file ' <i>filename</i> ': <i>reason</i>
---------------------------	--

**Description** When closing a file, the File System Access process (fsad) executes the sync() system call to ensure that any changes to the file are committed to disk. This operation failed for the indicated file.

**Type** Error: An error occurred

**Severity** error

**Facility** LOG\_DAEMON

---

### FSAD\_FLOWC\_IPC\_PAYLOAD\_SIZE

---

**System Log Message** Received flowc IPC message with incorrect length: message type *message-type*, subtype *message-subtype*, opcode *operation-code*, length *length* (expected length *expected-value*)

**Description** The File System Access process (fsad) received a flow collector IPC message in which the payload length was incorrect.

**Type** Error: An error occurred

**Severity** error

**Facility** LOG\_DAEMON

---

### FSAD\_FLOWC\_IPC\_SUBTYPE

---

**System Log Message** Received flowc IPC message with incorrect subtype: message type *message-type*, subtype *message-subtype*, opcode *operation-code*, length *length*

**Description** The File System Access process (fsad) received a flow collector IPC message in which the subtype field was incorrect.

**Type** Error: An error occurred

**Severity** error

**Facility** LOG\_DAEMON

---

### FSAD\_FLOWC\_IPC\_TYPE

---

**System Log Message** Received flowc IPC message with incorrect type: message type *message-type*, subtype *message-subtype*, opcode *operation-code*, length *length*

**Description** The File System Access process (fsad) received a flow collector IPC message in which the type field was incorrect.

**Type** Error: An error occurred

**Severity** error

**Facility** LOG\_DAEMON

---

### FSAD\_FLOWC\_IPC\_VERSION

---

**System Log Message** Received flowc IPC message with incorrect version *received-value* (expected version *expected-value*)

**Description** The File System Access process (fsad) received a flow collector IPC message in which the version field was incorrect.

**Type** Error: An error occurred

**Severity** error

**Facility** LOG\_DAEMON

---

## FSAD\_FLOWC\_SERVICE\_INACTIVE

---

**System Log Message** *reason*

**Description** The File System Access process (fsad) received a request for the Flow Collector Transfer Log Archive service, which is not currently active.

**Type** Error: An error occurred

**Severity** error

**Facility** LOG\_DAEMON

---

## FSAD\_FREE\_SPACE\_LOG

---

**System Log Message** Unable to move temporary file *temporary-filename* (size *file-size* KB) to log file *log-filename* because free disk space (*count* KB) is insufficient

**Description** The File System Access process (fsad) could not move the CDR temporary file of the indicated size to the log file, because it is larger than the amount of free disk space.

**Type** Error: An error occurred

**Severity** error

**Facility** LOG\_DAEMON

---

## FSAD\_FREE\_SPACE\_TMP

---

**System Log Message** Unable to write CDR batch output to file *temporary-filename* because free disk space (*count* KB) is insufficient

**Description** The File System Access process (fsad) could not write CDR batch output to the indicated temporary file, because the amount of free disk space was insufficient.

**Type** Error: An error occurred

**Severity** error

**Facility** LOG\_DAEMON

---

## FSAD\_FS\_STAT

---

**System Log Message** statfs() failed for pathname *pathname*: *reason*

**Description** The File System Access process (fsad) encountered an error in getting filesystem statistics.

**Type** Error: An error occurred  
**Severity** error  
**Facility** LOG\_DAEMON

---

### FSAD\_GEN\_IPC\_PAYLOAD\_SIZE

---

**System Log Message** Received IPC message with incorrect length: message type *message-type*, subtype *message-subtype*, opcode *operation-code*, length *length* (expected length *expected-value*)

**Description** The File System Access process (fsad) received an IPC message in which the payload length was incorrect.

**Type** Error: An error occurred  
**Severity** error  
**Facility** LOG\_DAEMON

---

### FSAD\_GEN\_IPC\_SUBTYPE

---

**System Log Message** Received IPC message with incorrect subtype: message type *message-type*, subtype *message-subtype*, opcode *operation-code*, length *length*

**Description** The File System Access process (fsad) received an IPC message in which the subtype field was incorrect.

**Type** Error: An error occurred  
**Severity** error  
**Facility** LOG\_DAEMON

---

### FSAD\_GEN\_IPC\_TYPE

---

**System Log Message** Received IPC message with incorrect type: message type *message-type*, subtype *message-subtype*, opcode *operation-code*, length *length*

**Description** The File System Access process (fsad) received an IPC message in which the type field was incorrect.

**Type** Error: An error occurred  
**Severity** error  
**Facility** LOG\_DAEMON

---

### FSAD\_GEN\_IPC\_VERSION

---

**System Log Message** Received generic IPC message with incorrect version *received-value* (expected version *expected-value*)

**Description** The File System Access process (fsad) received an IPC message in which the version field was incorrect.

**Type** Error: An error occurred

**Severity** error  
**Facility** LOG\_DAEMON

## FSAD\_GEN\_SERVICE\_INACTIVE

---

**System Log Message** Received IPC message for inactive service *service-name*

**Description** The File System Access process (fsad) received an IPC message for a service that is currently not active.

**Type** Error: An error occurred

**Severity** error

**Facility** LOG\_DAEMON

## FSAD\_GEN\_SERVICE\_INIT\_FAILED

---

**System Log Message** Failed to initialize service *service-name*

**Description** The File System Access process (fsad) could not initialize the indicated service.

**Type** Error: An error occurred

**Severity** error

**Facility** LOG\_DAEMON

## FSAD\_MAXCONN

---

**System Log Message** Upper limit reached in fsad for handling connections

**Description** The File System Access process (fsad) stopped accepting new connections because it reached an internal limit for handling connections.

**Type** Event: This message reports an event, not an error

**Severity** error

**Facility** LOG\_DAEMON

## FSAD\_MEMORYALLOC\_FAILED

---

**System Log Message** *allocation-function-name* failed in the function *function-name* (*line-number*)

**Description** The File System Access process (fsad) could not allocate memory. The system might be running low on memory.

**Type** Error: An error occurred

**Severity** error

**Facility** LOG\_DAEMON

**Cause** An internal software failure occurred.

**Action** Contact your technical support representative.

## FSAD\_NOT\_ROOT

---

<b>System Log Message</b>	Must be run as root
<b>Description</b>	The user who attempted to start the File System Access process (fsad) was not the root user.
<b>Type</b>	Error: An error occurred
<b>Severity</b>	error
<b>Facility</b>	LOG_DAEMON

## FSAD\_PARENT\_DIRECTORY

---

<b>System Log Message</b>	<i>directory-name</i> : invalid directory: <i>message</i>
<b>Description</b>	The parent directory specified in the request for a file was not valid.
<b>Type</b>	Error: An error occurred
<b>Severity</b>	error
<b>Facility</b>	LOG_DAEMON
<b>Action</b>	Make sure the path specified in the request is valid.

## FSAD\_PATH\_IS\_DIRECTORY

---

<b>System Log Message</b>	File path cannot be a directory ( <i>pathname</i> )
<b>Description</b>	The File System Access process (fsad) received a request on a directory instead of a regular file.
<b>Type</b>	Error: An error occurred
<b>Severity</b>	error
<b>Facility</b>	LOG_DAEMON
<b>Cause</b>	The file path points to a directory.
<b>Action</b>	Make sure the path points to a regular file.

## FSAD\_PATH\_IS\_NOT\_DIRECTORY

---

<b>System Log Message</b>	invalid path ' <i>pathname</i> ' : not a directory : <i>action</i>
<b>Description</b>	The File System Access process (fsad) received a request for a pathname that was not a directory.
<b>Type</b>	Error: An error occurred
<b>Severity</b>	error
<b>Facility</b>	LOG_DAEMON



## FSAD\_PATH\_IS\_SPECIAL

---

<b>System Log Message</b>	Not a regular file ( <i>pathname</i> )
<b>Description</b>	The File System Access process (fsad) received a request for a pathname that points to a nonregular file.
<b>Type</b>	Error: An error occurred
<b>Severity</b>	error
<b>Facility</b>	LOG_DAEMON
<b>Action</b>	Make sure the path points to a regular file.

## FSAD\_RECVERROR

---

<b>System Log Message</b>	fsad received error <i>message</i> from client having request type <i>connection-type</i> at ( <i>ip-address</i> , <i>port</i> )
<b>Description</b>	The File System Access process (fsad) received a packet with the indicated error message from the other end of a connection.
<b>Type</b>	Error: An error occurred
<b>Severity</b>	error
<b>Facility</b>	LOG_DAEMON

## FSAD\_RENAME

---

<b>System Log Message</b>	<i>function-name</i> : failed to rename temporary file <i>filename</i> to <i>new-filename</i> : <i>reason</i>
<b>Description</b>	The File System Access process (fsad) could not rename the indicated temporary file for the indicated reason.
<b>Type</b>	Error: An error occurred
<b>Severity</b>	error
<b>Facility</b>	LOG_DAEMON

## FSAD\_TERMINATED\_CONNECTION

---

<b>System Log Message</b>	Open file ' <i>filename</i> ' closed due to process shutdown
<b>Description</b>	The File System Access process (fsad) terminated a connection, stored the connection's (unwritten) data to disk, and purged it from its data structures.
<b>Type</b>	Event: This message reports an event, not an error
<b>Severity</b>	notice
<b>Facility</b>	LOG_DAEMON

## FSAD\_TRACEOPEN\_FAILED

---

<b>System Log Message</b>	Open operation on trace file ' <i>pathname</i> ' returned error <i>error-message</i>
<b>Description</b>	The File System Access process (fsad) failed to open the indicated trace file.
<b>Type</b>	Error: An error occurred
<b>Severity</b>	error
<b>Facility</b>	LOG_DAEMON

## FSAD\_USAGE

---

<b>System Log Message</b>	Incorrect usage, <i>message</i>
<b>Description</b>	The File System Access process (fsad) displayed its usage statement.
<b>Type</b>	Event: This message reports an event, not an error
<b>Severity</b>	error
<b>Facility</b>	LOG_DAEMON
<b>Cause</b>	The fsad process was invoked with incorrect command-line arguments.
<b>Action</b>	Check the usage and invoke the fsad process with the correct command-line arguments.

## CHAPTER 39

# FUD System Log Messages

This chapter describes messages with the **FUD** prefix. They are generated by the UDP forwarding process (fud), which forwards UDP (User Datagram Protocol) packets from a network to a server for services that run over UDP.

### FUD\_ARGUMENT\_FAILURE

---

<b>System Log Message</b>	Unknown option " <i>option</i> "
<b>Description</b>	One or more options provided on the 'fud' command line were invalid. The UDP forwarding process (fud) initialized but ignored the invalid options.
<b>Type</b>	Error: An error occurred
<b>Severity</b>	error
<b>Facility</b>	LOG_DAEMON
<b>Action</b>	Reissue the 'fud' command with the correct options.

### FUD\_BAD\_SERVER\_ADDR\_FAILURE

---

<b>System Log Message</b>	Destination address of <i>destination-address</i> is invalid
<b>Description</b>	One or more server addresses configured for the UDP forwarding process (fud) were invalid.
<b>Type</b>	Error: An error occurred
<b>Severity</b>	error
<b>Facility</b>	LOG_DAEMON
<b>Action</b>	Reconfigure the fud process with valid server addresses.

### FUD\_BIND\_FAILURE

---

<b>System Log Message</b>	bind(port <i>port</i> ) failed: <i>error-message</i>
<b>Description</b>	The UDP forwarding process (fud) received the indicated error when it tried to bind a socket to a local address.
<b>Type</b>	Error: An error occurred

<b>Severity</b>	error
<b>Facility</b>	LOG_DAEMON
<b>Action</b>	Contact your technical support representative.

---

## FUD\_DAEMON\_FAILURE

---

<b>System Log Message</b>	Unable to run in the background as daemon: <i>error-message</i>
<b>Description</b>	The UDP forwarding process (fud) could not create a version of itself to run in the background as a daemon.
<b>Type</b>	Error: An error occurred
<b>Severity</b>	error
<b>Facility</b>	LOG_DAEMON
<b>Action</b>	Contact your technical support representative.

---

## FUD\_MEMORY\_ALLOCATION\_FAILURE

---

<b>System Log Message</b>	Unable to allocate <i>count</i> bytes of memory: <i>error-message</i>
<b>Description</b>	The UDP forwarding process (fud) could not allocate the indicated amount of memory from the heap.
<b>Type</b>	Error: An error occurred
<b>Severity</b>	error
<b>Facility</b>	LOG_DAEMON
<b>Action</b>	Contact your technical support representative. For more information, see <a href="#">KB18897</a> .

---

## FUD\_PERMISSION\_FAILURE

---

<b>System Log Message</b>	<i>program-name</i> must be run as root
<b>Description</b>	The user who attempted to start the UDP forwarding process (fud) was not the root user, so the process did not start.
<b>Type</b>	Error: An error occurred
<b>Severity</b>	error
<b>Facility</b>	LOG_DAEMON
<b>Action</b>	Become the root user before issuing the 'fud' command.

---

## FUD\_PIDLOCK\_FAILURE

---

<b>System Log Message</b>	Unable to lock PID file; another <i>program-name</i> was running
---------------------------	--

<b>Description</b>	The UDP Forwarding process (fud) attempted to lock the file that records its process ID (PID), which serves to prevent multiple instances of the fud process from running simultaneously. The attempt failed.
<b>Type</b>	Error: An error occurred
<b>Severity</b>	error
<b>Facility</b>	LOG_DAEMON
<b>Cause</b>	Another instance of the fud process is running.
<b>Action</b>	Check whether another fud process is running, and stop it if appropriate.

---

## FUD\_PIDUPDATE\_FAILURE

---

<b>System Log Message</b>	Unable to update PID file for <i>program-name</i>
<b>Description</b>	The UDP Forwarding process (fud) attempted to update the file that records its process ID (PID), which serves to prevent multiple instances of the fud process from running simultaneously. The attempt failed.
<b>Type</b>	Error: An error occurred
<b>Severity</b>	error
<b>Facility</b>	LOG_DAEMON
<b>Cause</b>	Another instance of the fud process is running.
<b>Action</b>	Check whether another fud process is running, and stop it if appropriate.

---

## FUD\_RECVMSG\_FAILURE

---

<b>System Log Message</b>	Exiting because of repeated recvmsg() failures
<b>Description</b>	The UDP Forwarding process (fud) could not receive data from the network, which it needs to do during normal operation.
<b>Type</b>	Error: An error occurred
<b>Severity</b>	error
<b>Facility</b>	LOG_DAEMON
<b>Action</b>	Contact your technical support representative.

---

## FUD\_RTsock\_WRITE\_FAILURE

---

<b>System Log Message</b>	Unable to write to routing socket: <i>error-message</i>
<b>Description</b>	The UDP Forwarding process (fud) could not write to its routing socket for the indicated reason.

<b>Type</b>	Error: An error occurred
<b>Severity</b>	error
<b>Facility</b>	LOG_DAEMON
<b>Action</b>	Contact your technical support representative. For more information, see <a href="#">KB18898</a> .

---

## FUD\_SENDSMSG\_FAILURE

**System Log Message** sendmsg() to *destination-address* port *port* on interface *interface-name* rt\_inst *routing-instance* failed: *error-message*

**Description** The UDP Forwarding process (fud) could not send data to the indicated destination port and address via the indicated interface and routing instance, which it needs to do during normal operation.

<b>Type</b>	Error: An error occurred
<b>Severity</b>	error
<b>Facility</b>	LOG_DAEMON
<b>Action</b>	Contact your technical support representative. For more information, see <a href="#">KB18899</a> .

---

## FUD\_SENDSMSG\_NOINT\_FAILURE

**System Log Message** sendmsg() to *destination-address* port *port* rt\_inst *routing-instance* failed: *error-message*

**Description** The UDP Forwarding process (fud) could not send data to the indicated destination port and address via the indicated routing instance, which it needs to do during normal operation.

<b>Type</b>	Error: An error occurred
<b>Severity</b>	error
<b>Facility</b>	LOG_DAEMON
<b>Action</b>	Contact your technical support representative. For more information, see <a href="#">KB18900</a> .

---

## FUD\_SETSOCKOPT\_FAILURE

**System Log Message** setsockopt(*arguments*) failed: *error-message*

**Description** The UDP Forwarding process (fud) could not set the indicated socket option.

<b>Type</b>	Error: An error occurred
<b>Severity</b>	error
<b>Facility</b>	LOG_DAEMON
<b>Action</b>	Contact your technical support representative. For more information, see <a href="#">KB18901</a> .

## FUD\_SOCKET\_FAILURE

---

<b>System Log Message</b>	socket( <i>arguments</i> ) failed: <i>error-message</i>
<b>Description</b>	The UDP Forwarding process (fud) could not create a socket.
<b>Type</b>	Error: An error occurred
<b>Severity</b>	error
<b>Facility</b>	LOG_DAEMON
<b>Action</b>	Contact your technical support representative. For more information, see <a href="#">KB18902</a> .





## CHAPTER 40

# FWAUTH System Log Messages

This chapter describes messages with the **FWAUTH** prefix. They are generated by the process that authenticates users when they initiate a connection across a firewall.

### FWAUTH\_FTP\_LONG\_PASSWORD

---

<b>System Log Message</b>	Authentication for user <i>username</i> at <i>client-address</i> was denied (long password).
<b>Description</b>	The length of the password must not exceed 128 characters.
<b>Type</b>	Event: This message reports an event, not an error
<b>Severity</b>	info
<b>Facility</b>	LOG_PFE

### FWAUTH\_FTP\_LONG\_PASSWORD\_LS

---

<b>System Log Message</b>	<i>Lsys logical-system-name</i> : Authentication for user <i>username</i> at <i>client-address</i> was denied (long password).
<b>Description</b>	The length of the password must not exceed 128 characters.
<b>Type</b>	Event: This message reports an event, not an error
<b>Severity</b>	info
<b>Facility</b>	LOG_PFE

### FWAUTH\_FTP\_LONG\_USERNAME

---

<b>System Log Message</b>	Authentication for user <i>username</i> at <i>client-address</i> was denied (long username).
<b>Description</b>	The length of the username must not exceed 64 characters.
<b>Type</b>	Event: This message reports an event, not an error
<b>Severity</b>	info
<b>Facility</b>	LOG_PFE

### FWAUTH\_FTP\_LONG\_USERNAME\_LS

---

<b>System Log Message</b>	<i>Lsys logical-system-name</i> : Authentication for user <i>username</i> at <i>client-address</i> was denied (long username).
---------------------------	--

**Description** The length of the username must not exceed 64 characters.

**Type** Event: This message reports an event, not an error

**Severity** info

**Facility** LOG\_PFE

---

## FWAUTH\_FTP\_USER\_AUTH\_ACCEPTED

---

**System Log Message** User *username* of group *group-name* at *client-address* is accepted.

**Description** The authenticated user can start accessing protected resources.

**Type** Event: This message reports an event, not an error

**Severity** info

**Facility** LOG\_PFE

---

## FWAUTH\_FTP\_USER\_AUTH\_ACCEPTED\_LS

---

**System Log Message** Lsys *logical-system-name*: User *username* of group *group-name* at *client-address* is accepted.

**Description** The authenticated user can start accessing protected resources.

**Type** Event: This message reports an event, not an error

**Severity** info

**Facility** LOG\_PFE

---

## FWAUTH\_FTP\_USER\_AUTH\_FAIL

---

**System Log Message** User *username* at *client-address* is rejected.

**Description** User authentication failed because the username or password was invalid.

**Type** Event: This message reports an event, not an error

**Severity** info

**Facility** LOG\_PFE

---

## FWAUTH\_FTP\_USER\_AUTH\_FAIL\_LS

---

**System Log Message** Lsys *logical-system-name*: User *username* at *client-address* is rejected.

**Description** User authentication failed because the username or password was invalid.

**Type** Event: This message reports an event, not an error

**Severity** info

**Facility** LOG\_PFE

## FWAUTH\_HTTP\_USER\_AUTH\_ACCEPTED

---

**System Log Message** User *username* of group *group-name* at *client-address* is accepted.

**Description** The authenticated user can start accessing protected resources.

**Type** Event: This message reports an event, not an error

**Severity** info

**Facility** LOG\_PFE

## FWAUTH\_HTTP\_USER\_AUTH\_FAIL

---

**System Log Message** User *username* at *client-address* is rejected.

**Description** User authentication failed because the username or password was invalid.

**Type** Event: This message reports an event, not an error

**Severity** info

**Facility** LOG\_PFE

## FWAUTH\_HTTP\_USER\_AUTH\_FAIL\_LS

---

**System Log Message** Lsys *logical-system-name*: User *username* at *client-address* is rejected.

**Description** User authentication failed because the username or password was invalid.

**Type** Event: This message reports an event, not an error

**Severity** info

**Facility** LOG\_PFE

## FWAUTH\_HTTP\_USER\_AUTH\_OK\_LS

---

**System Log Message** Lsys *logical-system-name*: User *username* of group *group-name* at *client-address* is accepted.

**Description** The authenticated user can start accessing protected resources.

**Type** Event: This message reports an event, not an error

**Severity** info

**Facility** LOG\_PFE

## FWAUTH\_TELNET\_LONG\_PASSWORD

---

**System Log Message** Authentication for user *username* at *client-address* was denied (long password).

**Description** The length of the password must not exceed 128 characters.

**Type** Event: This message reports an event, not an error

**Severity** info

Facility LOG\_PFE

---

### FWAUTH\_TELNET\_LONG\_PASSWORD\_LS

---

**System Log Message** Lsys *logical-system-name*: Authentication for user *username* at *client-address* was denied (long password).

**Description** The length of the password must not exceed 128 characters.

**Type** Event: This message reports an event, not an error

**Severity** info

Facility LOG\_PFE

---

### FWAUTH\_TELNET\_LONG\_USERNAME

---

**System Log Message** Authentication for user *username* at *client-address* was denied (long username).

**Description** The length of username must not exceed 64 characters.

**Type** Event: This message reports an event, not an error

**Severity** info

Facility LOG\_PFE

---

### FWAUTH\_TELNET\_LONG\_USERNAME\_LS

---

**System Log Message** Lsys *logical-system-name*: Authentication for user *username* at *client-address* was denied (long username).

**Description** The length of username must not exceed 64 characters.

**Type** Event: This message reports an event, not an error

**Severity** info

Facility LOG\_PFE

---

### FWAUTH\_TELNET\_USER\_AUTH\_ACCEPTED

---

**System Log Message** User *username* of group *group-name* at *client-address* is accepted.

**Description** The authenticated user can start accessing protected resources

**Type** Event: This message reports an event, not an error

**Severity** info

Facility LOG\_PFE

---

### FWAUTH\_TELNET\_USER\_AUTH\_FAIL

---

**System Log Message** User *username* at *client-address* is rejected.

**Description** User authentication failed because the username or password was invalid.

**Type** Event: This message reports an event, not an error  
**Severity** info  
**Facility** LOG\_PFE

---

## FWAUTH\_TELNET\_USER\_AUTH\_FAIL\_LS

---

**System Log Message** *Lsys logical-system-name: User username at client-address is rejected.*  
**Description** User authentication failed because the username or password was invalid.

**Type** Event: This message reports an event, not an error  
**Severity** info  
**Facility** LOG\_PFE

---

## FWAUTH\_TELNET\_USER\_AUTH\_OK\_LS

---

**System Log Message** *Lsys logical-system-name: User username of group group-name at client-address is accepted.*  
**Description** The authenticated user can start accessing protected resources

**Type** Event: This message reports an event, not an error  
**Severity** info  
**Facility** LOG\_PFE

---

## FWAUTH\_WEBAUTH\_FAIL

---

**System Log Message** WebAuth user *username* at *client-address* is rejected/timed out.  
**Description** The provided user credentials are not valid.

**Type** Event: This message reports an event, not an error  
**Severity** info  
**Facility** LOG\_PFE

---

## FWAUTH\_WEBAUTH\_FAIL\_LS

---

**System Log Message** *Lsys logical-system-name: WebAuth user username at client-address is rejected/timed out.*  
**Description** The provided user credentials are not valid.

**Type** Event: This message reports an event, not an error  
**Severity** info  
**Facility** LOG\_PFE

---

## FWAUTH\_WEBAUTH\_SUCCESS

---

**System Log Message** WebAuth user *username* of group *group-name* at *client-address* is accepted.

**Description** The authenticated user can start accessing protected resources.

**Type** Event: This message reports an event, not an error

**Severity** info

**Facility** LOG\_PFE

---

## FWAUTH\_WEBAUTH\_SUCCESS\_LS

---

**System Log Message** *Lsys logical-system-name: WebAuth user username of group group-name at client-address is accepted.*

**Description** The authenticated user can start accessing protected resources.

**Type** Event: This message reports an event, not an error

**Severity** info

**Facility** LOG\_PFE

## CHAPTER 41

# GPRSD System Log Messages

This chapter describes messages with the **GPRSD** prefix. They are generated by the general packet radio service process (gprsd) that integrates with existing GSM networks and offers mobile subscribers with packet switched data services access to corporate networks and the Internet.

### GPRSD\_MEMORY\_ALLOC\_FAILED

---

<b>System Log Message</b>	Unable to allocate <i>count</i> bytes of memory
<b>Description</b>	The general packet radio service daemon process (gprsd) could not allocate the indicated number of bytes of memory.
<b>Type</b>	Error: An error occurred
<b>Severity</b>	error
<b>Facility</b>	LOG_DAEMON
<b>Cause</b>	It is possible that system memory is exhausted.
<b>Action</b>	Increase the amount of RAM in the Routing Engine.

### GPRSD\_RESTART\_CCFG\_READ\_FAILED

---

<b>System Log Message</b>	Subcomponent could not read configuration database
<b>Description</b>	As the general packet radio service daemon process (gprsd) restarted, one or more of its subcomponents could not read its configuration information from the configuration database. The gprsd process restarted regardless without affecting routing performance.
<b>Type</b>	Error: An error occurred
<b>Severity</b>	error
<b>Facility</b>	LOG_DAEMON





## CHAPTER 42

# HNCACHED System Log Messages

This chapter describes messages with the HNCACHED prefix. They are generated by the hostname-caching process (hncached) which stores hostnames in a temporary storage area in order to be able to retrieve them faster.

### HNCACHED\_HOST\_ADDRESS\_CHANGED

---

<b>System Log Message</b>	Detected change in IP addresses for host: <i>hostname</i>
<b>Description</b>	The hostname-caching process (hostname-cached) detected that the set of IP addresses for the specified hostname changed
<b>Type</b>	Event: This message reports an event, not an error
<b>Severity</b>	info
<b>Facility</b>	LOG_DAEMON

### HNCACHED\_NAME\_RESOLUTION\_FAILURE

---

<b>System Log Message</b>	Failed to resolve hostname: <i>hostname</i> ( <i>error-message</i> )
<b>Description</b>	The hostname-caching process (hostname-cached) failed to resolve the specified hostname for indicated reason
<b>Type</b>	Error: An error occurred
<b>Severity</b>	error
<b>Facility</b>	LOG_DAEMON
<b>Action</b>	1) If the hostname used in config is incorrect, fix it. 2) Ensure that the configured name-server is reachable and is working.



## CHAPTER 43

# ICCPD System Log Messages

This chapter describes messages with the **ICCPD** prefix. They are generated by the interchassis communication process (iccpd).

### ICCPD\_ASSERT\_SOFT

---

<b>System Log Message</b>	Soft assertion failed at line <i>line-number</i> in file ' <i>source-filename</i> ' with error " <i>message</i> ", but iccpd with PID <i>pid</i> continued running
<b>Description</b>	The source code for the interchassis communication process (iccpd) includes internal self-consistency checks. As the iccpd process with the indicated process ID (PID) executed the binary compiled from the indicated source file, a check failed at the indicated line number in the file. The iccpd process created a diagnostic core file for analysis by technical support personnel and continued to run.
<b>Type</b>	Error: An error occurred
<b>Severity</b>	error
<b>Facility</b>	LOG_DAEMON
<b>Cause</b>	An internal software failure occurred.
<b>Action</b>	Examine the messages that immediately follow this message in the system log for information about possible causes. Contact a technical support representative, and be ready to provide the list of messages and the diagnostic core file, if requested. For more information, see <a href="#">KB18907</a> .

### ICCPD\_OPEN\_ERROR

---

<b>System Log Message</b>	<i>error-message</i> : open error on pipe
<b>Description</b>	The interchassis communication process (iccpd) could not initialize.
<b>Type</b>	Error: An error occurred
<b>Severity</b>	error
<b>Facility</b>	LOG_DAEMON
<b>Action</b>	Contact your technical support representative. For more information, see <a href="#">KB18908</a> .

## ICCPD\_READ\_ERROR

---

<b>System Log Message</b>	Read error on pipe from <i>client-name</i> : <i>reason</i> ( <i>error-message</i> )
<b>Description</b>	The interchassis communication process (iccpd) could not read a message on a pipe for the indicated client.
<b>Type</b>	Error: An error occurred
<b>Severity</b>	info
<b>Facility</b>	LOG_DAEMON
<b>Action</b>	Contact your technical support representative.

## ICCPD\_WRITE\_ERROR

---

<b>System Log Message</b>	write error on pipe to <i>client-name</i> :
<b>Description</b>	The interchassis communication process (iccpd) could not write a message on a pipe for the indicated client.
<b>Type</b>	Error: An error occurred
<b>Severity</b>	error
<b>Facility</b>	LOG_DAEMON
<b>Action</b>	Contact your technical support representative.

IDP\_APPDDOS\_APP\_ATTACK\_EVENT

IDP\_APPDDOS\_APP\_ATTACK\_EVENT\_LS355

Type	Event: This message reports an event, not an error
Severity	info
Facility	LOG_PFE

---

## IDP\_APPDDOS\_APP\_STATE\_EVENT

---

System Log Message	DDOS Application threshold crossed at <i>epoch-time</i> on <i>ddos-application-name</i> , < <i>destination-zone-name:destination-interface-name:destination-address:destination-port</i> > for <i>protocol-name</i> protocol and service <i>service-name</i> in rule <i>rule-name</i> of rulebase <i>rulebase-name</i> in policy <i>policy-name</i> . repeats <i>repeat-count</i> message: <i>message</i> context-value: <i>context-value</i>
Description	The application-level distributed denial-of-service (AppDDoS) state transition occurred when the number of application transactions exceeded the user-configured connection or context thresholds
Type	Event: This message reports an event, not an error
Severity	info
Facility	LOG_PFE

---

## IDP\_APPDDOS\_APP\_STATE\_EVENT\_LS

---

System Log Message	Lsys <i>logical-system-name</i> : DDOS Application threshold crossed at <i>epoch-time</i> on <i>ddos-application-name</i> , < <i>destination-zone-name:destination-interface-name:destination-address:destination-port</i> > for <i>protocol-name</i> protocol and service <i>service-name</i> in rule <i>rule-name</i> of rulebase <i>rulebase-name</i> in policy <i>policy-name</i> . repeats <i>repeat-count</i> message: <i>message</i> context-value: <i>context-value</i>
Description	The application-level distributed denial-of-service (AppDDoS) state transition occurred when the number of application transactions exceeded the user-configured connection or context thresholds
Type	Event: This message reports an event, not an error
Severity	info
Facility	LOG_PFE

---

## IDP\_ATTACK\_LOG\_EVENT\_LS

---

System Log Message	Lsys <i>logical-system-name</i> : IDP: At <i>epoch-time</i> , message-type Attack log < <i>source-address/source-port-&gt;destination-address/destination-port</i> > for <i>protocol-name</i> protocol and service <i>service-name</i> application <i>application-name</i> by rule <i>rule-name</i> of rulebase <i>rulebase-name</i> in policy <i>policy-name</i> . attack: repeat= <i>repeat-count</i> , action= <i>action</i> , threat-severity= <i>threat-severity</i> , name= <i>attack-name</i> , NAT < <i>nat-source-address:nat-source-port-&gt;nat-destination-address:nat-destination-port</i> >, time-elapsed= <i>elapsed-time</i> , inbytes= <i>inbound-bytes</i> , outbytes= <i>outbound-bytes</i> , inpackets= <i>inbound-packets</i> , outpackets= <i>outbound-packets</i> , intf: <i>source-zone-name:source-interface-name-&gt;destination-zone-name:destination-interface-name</i> , packet-log-id: <i>packet-log-id</i> and misc-message <i>message</i>
--------------------	---

<b>Description</b>	IDP Attack log generated for attack
<b>Type</b>	Event: This message reports an event, not an error
<b>Severity</b>	info
<b>Facility</b>	LOG_PFE

---

## IDP\_COMMIT\_COMPLETED

---

<b>System Log Message</b>	IDP policy commit is complete.
<b>Description</b>	IDP policy commit has completed. Policy compile and load however may have been a success or failure.
<b>Type</b>	Event: This message reports an event, not an error
<b>Severity</b>	notice
<b>Facility</b>	LOG_AUTH

---

## IDP\_COMMIT\_FAILED

---

<b>System Log Message</b>	IDP policy commit failed. Exiting from compilation.
<b>Description</b>	There was an error while trying to commit the active policy in IDPD. Device will continue running the current IDP policy.
<b>Type</b>	Error: An error occurred
<b>Severity</b>	error
<b>Facility</b>	LOG_AUTH

---

## IDP\_DAEMON\_INIT\_FAILED

---

<b>System Log Message</b>	Aborting...A failure was encountered; <i>error-message</i>
<b>Description</b>	An attempt to start IDP policy daemon failed because an error was encountered during initialization.
<b>Type</b>	Error: An error occurred
<b>Severity</b>	error
<b>Facility</b>	LOG_AUTH
<b>Action</b>	For more information, see <a href="#">KB18909</a> .

---

## IDP\_IGNORED\_IPV6\_ADDRESSES

---

<b>System Log Message</b>	IDP ignores IPv6 addresses for the ' <i>rulebase-name</i> '
<b>Description</b>	IDP IPv6 support is not enabled for the rulebase.
<b>Type</b>	Event: This message reports an event, not an error

**Severity** warning  
**Facility** LOG\_AUTH

---

## IDP\_INTERNAL\_ERROR

---

**System Log Message** Encountered an error(*error-message*)  
**Description** IDP daemon encountered an internal error  
  
**Type** Error: An error occurred  
**Severity** error  
**Facility** LOG\_AUTH  
**Action** For more information, see [KB18910](#).

---

## IDP\_POLICY\_COMPILATION\_FAILED

---

**System Log Message** IDP compilation of policy[*idp-policy*] failed : [*reason*]  
**Description** IDP policy compiler encountered an error while compiling or packaging the policy. Device will continue running the existing IDP policy  
  
**Type** Event: This message reports an event, not an error  
**Severity** error  
**Facility** LOG\_AUTH

---

## IDP\_POLICY\_LOAD\_FAILED

---

**System Log Message** IDP policy loading failed ;policy[*idp-policy*], detector[*idp-detector*] ,failure detail[*reason*]  
**Description** A compiled and optimized IDP policy could not be loaded into IDP engine. Device will continue running the existing IDP policy.  
  
**Type** Error: An error occurred  
**Severity** error  
**Facility** LOG\_AUTH

---

## IDP\_POLICY\_LOAD\_SUCCEEDED

---

**System Log Message** IDP policy[*idp-policy*] and detector[*idp-detector*] loaded successfully(*message*).  
**Description** A compiled and optimized IDP policy was loaded successfully into the IDP engine. All subsequent sessions will be processed as per this new IDP policy.  
  
**Type** Event: This message reports an event, not an error  
**Severity** notice  
**Facility** LOG\_AUTH



## IDP\_POLICY\_UNLOAD\_FAILED

---

<b>System Log Message</b>	Failed to unload IDP policy. reason: <i>reason</i> .
<b>Description</b>	A running IDP policy could not be unloaded from IDP engine. Device will continue running the IDP policy.
<b>Type</b>	Error: An error occurred
<b>Severity</b>	error
<b>Facility</b>	LOG_AUTH

## IDP\_POLICY\_UNLOAD\_SUCCEEDED

---

<b>System Log Message</b>	IDP policy unloaded successfully.
<b>Description</b>	A running IDP policy was unloaded successfully from the IDP engine.
<b>Type</b>	Event: This message reports an event, not an error
<b>Severity</b>	notice
<b>Facility</b>	LOG_AUTH

## IDP\_SCHEDULEDUPDATE\_START\_FAILED

---

<b>System Log Message</b>	Failed to start scheduled update( <i>error:error-message</i> )
<b>Description</b>	The scheduled IDP security package update failed to start. Device will try it again at the next scheduled time
<b>Type</b>	Error: An error occurred
<b>Severity</b>	error
<b>Facility</b>	LOG_AUTH

## IDP\_SCHEDULED\_UPDATE\_STARTED

---

<b>System Log Message</b>	Scheduled update has started( <i>at timestamp</i> )
<b>Description</b>	The scheduled IDP security package update has started.
<b>Type</b>	Event: This message reports an event, not an error
<b>Severity</b>	notice
<b>Facility</b>	LOG_AUTH

## IDP\_SECURITY\_INSTALL\_RESULT

---

<b>System Log Message</b>	security package install result( <i>status</i> )
<b>Description</b>	IDP background process has returned the security package install result
<b>Type</b>	Event: This message reports an event, not an error

**Severity** notice  
**Facility** LOG\_AUTH

---

## IDP\_SESSION\_LOG\_EVENT

**System Log Message** IDP: at *epoch-time*, *event-name*.  
**Description** IDP session threshold crossing event  
**Type** Event: This message reports an event, not an error  
**Severity** info  
**Facility** LOG\_PFE

---

## IDP\_SESSION\_LOG\_EVENT\_LS

**System Log Message** Lsys *logical-system-name*: IDP: At *epoch-time*, *event-name*.  
**Description** IDP session threshold crossing event  
**Type** Event: This message reports an event, not an error  
**Severity** info  
**Facility** LOG\_PFE

---

## IDP\_SIGNATURE\_LICENSE\_EXPIRED

**System Log Message** IDP Signagure update license(ID=*feature-id*) has expired  
**Description** IDP signature update license key has expired. Signature update may not work any more.  
**Type** Event: This message reports an event, not an error  
**Severity** warning  
**Facility** LOG\_AUTH

## CHAPTER 45

# JADE System Log Messages

This chapter describes messages with the **JADE** prefix. They are generated by the Junos XML protocol authentication process (*jade*), which authenticates and checks authorization of client applications using the Junos XML management protocol.

### JADE\_ATTRIBUTES\_TOO\_LONG

---

<b>System Log Message</b>	Attribute number or length in client <i>junoscript</i> tag was too large
<b>Description</b>	The JUNOScript client passed too many attributes in the initial <junoscript> tag, or the attributes were too long.
<b>Type</b>	Error: An error occurred
<b>Severity</b>	error
<b>Facility</b>	ANY

### JADE\_AUTH\_FAILURE

---

<b>System Log Message</b>	Authentication failed for user ' <i>username</i> ' : <i>error-message</i>
<b>Description</b>	The username or password supplied by the client was incorrect.
<b>Type</b>	Error: An error occurred
<b>Severity</b>	notice
<b>Facility</b>	ANY

### JADE\_AUTH\_SUCCESS

---

<b>System Log Message</b>	Authentication succeeded for user ' <i>username</i> '
<b>Description</b>	The jade authentication process authenticated the indicated user.
<b>Type</b>	Event: This message reports an event, not an error
<b>Severity</b>	notice
<b>Facility</b>	ANY

### JADE\_EXEC\_ERROR

---

<b>System Log Message</b>	CLI xml-mode exec error: <i>error-message</i>
---------------------------	---

**Description** The JUNOScript authentication process (jade) could not start because of an internal error.

**Type** Error: An error occurred

**Severity** error

**Facility** ANY

---

## JADE\_IRI\_AUTH\_SUCCESS

---

**System Log Message** Authentication succeeded for user '*username*' over IRI '*routing-instance*'

**Description** The jade authentication process authenticated the indicated user over IRI.

**Type** Event: This message reports an event, not an error

**Severity** notice

**Facility** ANY

---

## JADE\_PAM\_ERROR

---

**System Log Message** PAM error: *error-message*

**Description** The JUNOScript authentication process (jade) could not process the credentials supplied by the client.

**Type** Error: An error occurred

**Severity** error

**Facility** ANY

---

## JADE\_PAM\_NO\_LOCAL\_USER

---

**System Log Message** Unable to get local username from PAM: *error-message*

**Description** The JUNOScript authentication process (jade) could not obtain a local username while processing the credentials supplied by the client.

**Type** Error: An error occurred

**Severity** error

**Facility** ANY

---

## JADE\_SOCKET\_ERROR

---

**System Log Message** Socket operation '*operation*' failed: *error-message*

**Description** The indicated socket operation, initiated by the JUNOScript authentication process (jade), failed for the indicated reason.

**Type** Error: An error occurred

**Severity** error

**Facility** ANY



## CHAPTER 46

# JCS System Log Messages

This chapter describes messages with the JCS prefix. They are generated by the Juniper Control System (jcsd) process which provides the user interface to the control processes for the management modules and switch modules in the JCS 1200 platform.

### JCS\_BBD\_LOAD\_FAILURE

---

<b>System Log Message</b>	Blade <i>slot</i> load BBD failure: <i>error-message</i>
<b>Description</b>	The JCS process (jcsd) could not load blade bay data for the specified blade.
<b>Type</b>	Error: An error occurred
<b>Severity</b>	error
<b>Facility</b>	LOG_DAEMON

### JCS\_BBD\_LOCAL\_MISMATCH

---

<b>System Log Message</b>	Blade <i>slot</i> BBD <i>error-message</i> mismatch ( <i>expected-value</i> != <i>received-value</i> )
<b>Description</b>	The blade bay data retrieved for the specified blade does not match the data loaded during the reboot process. This error usually indicates that blade bay data in the JCS Management Module was changed since the last reboot.
<b>Type</b>	Error: An error occurred
<b>Severity</b>	error
<b>Facility</b>	LOG_DAEMON
<b>Action</b>	For more information, see <a href="#">KB18913</a> .

### JCS\_BBD\_NOT\_FOUND

---

<b>System Log Message</b>	Blade <i>slot</i> bay data not found
<b>Description</b>	Blade bay data was not found for the specified blade.
<b>Type</b>	Error: An error occurred
<b>Severity</b>	error
<b>Facility</b>	LOG_DAEMON

**Action** For more information, see [KB18914](#).

---

### JCS\_BBD\_NOT\_VALID

---

**System Log Message** Blade *slot* BBD is invalid

**Description** The blade bay data for the specified blade is invalid.

**Type** Error: An error occurred

**Severity** error

**Facility** LOG\_DAEMON

**Action** For more information, see [KB18915](#).

---

### JCS\_BBD\_PARSE\_ERROR

---

**System Log Message** Blade *slot* bay data parse error - *error-message*

**Description** The blade bay data for the specified blade did not parse correctly.

**Type** Error: An error occurred

**Severity** error

**Facility** LOG\_DAEMON

**Action** For more information, see [KB18916](#).

---

### JCS\_BBD\_PEER\_MISMATCH

---

**System Log Message** Peer blade *slot* BBD *error-message* mismatch (*expected-value* != *received-value*)

**Description** The blade bay data retrieved for the specified peer blade does not match the data retrieved for the local blade. This error indicates that blade bay data in the JCS Management Module was not configured properly.

**Type** Error: An error occurred

**Severity** error

**Facility** LOG\_DAEMON

**Action** For more information, see [KB18917](#).

---

### JCS\_BBD\_SYSTEM\_CONFLICT

---

**System Log Message** Local BBD *error-message* (*value*) conflicts with blade *slot*

**Description** The blade bay data retrieved for the local blade conflicts with another blade in the JCS. This error indicates that blade bay data in the JCS Management Module was not configured properly.

**Type** Error: An error occurred



**Severity** error  
**Facility** LOG\_DAEMON

---

### JCS\_EXT\_LINK\_STATE

---

**System Log Message** Switch *slot* EXT link state is *state*

**Description** The JCS process (jcsd) detects a change of state for the external link of the indicated switch module.

**Type** Event: This message reports an event, not an error

**Severity** info

**Facility** LOG\_DAEMON

---

### JCS\_INVALID\_BANDWIDTH\_ERROR

---

**System Log Message** Invalid bandwidth percent (*value*)

**Description** The specified switch bandwidth is invalid. The bandwidth is defined as a percentage between 1 and 100.

**Type** Error: An error occurred

**Severity** error

**Facility** LOG\_DAEMON

---

### JCS\_KERNEL\_RSD\_LINK\_DOWN

---

**System Log Message** Kernel RSD link is DOWN (*error-message*)

**Description** The JCS process (jcsd) has disabled kernel RSD communication for the specified reason.

**Type** Error: An error occurred

**Severity** error

**Facility** LOG\_DAEMON

**Action** For more information, see [KB18918](#).

---

### JCS\_KERNEL\_RSD\_LINK\_ENABLED

---

**System Log Message** Kernel RSD link is ENABLED (*error-message*)

**Description** The JCS process (jcsd) has verified the blade bay data and enabled kernel RSD communication.

**Type** Event: This message reports an event, not an error

**Severity** info

**Facility** LOG\_DAEMON

## JCS\_MM\_COMMUNICATION\_ERROR

---

<b>System Log Message</b>	MM communication error ( <i>error-message</i> )
<b>Description</b>	The JCS process (jcsd) could not send an SNMP request to the Management Module because of the indicated error.
<b>Type</b>	Error: An error occurred
<b>Severity</b>	error
<b>Facility</b>	LOG_DAEMON
<b>Action</b>	For more information, see <a href="#">KB18919</a> .

## JCS\_MM\_COMMUNICATION\_OK

---

<b>System Log Message</b>	MM communication is OK
<b>Description</b>	The JCS process (jcsd) has established a communication link with the Management Module.
<b>Type</b>	Event: This message reports an event, not an error
<b>Severity</b>	info
<b>Facility</b>	LOG_DAEMON

## JCS\_PEER\_BLADE\_STATE

---

<b>System Log Message</b>	Peer blade <i>slot</i> is <i>state</i>
<b>Description</b>	The JCS process (jcsd) detects a change of state for the indicated blade.
<b>Type</b>	Event: This message reports an event, not an error
<b>Severity</b>	info
<b>Facility</b>	LOG_DAEMON

## JCS\_READ\_BANDWIDTH\_ERROR

---

<b>System Log Message</b>	Read bandwidth error ( <i>error-code</i> )
<b>Description</b>	The indicated error occurred when attempting to read the current switch bandwidth.
<b>Type</b>	Error: An error occurred
<b>Severity</b>	error
<b>Facility</b>	LOG_DAEMON
<b>Action</b>	For more information, see <a href="#">KB18920</a> .

## JCS\_READ\_BBD\_ERROR

---

<b>System Log Message</b>	Read blade bay data ( <i>error=error-code</i> )
---------------------------	---

<b>Description</b>	The indicated error occurred when attempting to read the current blade bay data via a <code>sysctl</code> call.
<b>Type</b>	Error: An error occurred
<b>Severity</b>	error
<b>Facility</b>	LOG_DAEMON
<b>Action</b>	For more information, see <a href="#">KB18921</a> .

---

### JCS\_RSD\_LINK\_STATE

---

<b>System Log Message</b>	Switch <i>slot</i> RSD link state is <i>state</i>
<b>Description</b>	The JCS process ( <code>jcsd</code> ) detects a change of state for the RSD link of the indicated switch module.
<b>Type</b>	Event: This message reports an event, not an error
<b>Severity</b>	info
<b>Facility</b>	LOG_DAEMON

---

### JCS\_SWITCH\_BANDWIDTH\_CONFIG

---

<b>System Log Message</b>	Switch <i>slot</i> bandwidth <i>value1</i> percent ( <i>value2</i> KBPS)
<b>Description</b>	The indicated JCS Switch Module has changed the bandwidth configuration to the specified value.
<b>Type</b>	Event: This message reports an event, not an error
<b>Severity</b>	info
<b>Facility</b>	LOG_DAEMON

---

### JCS\_SWITCH\_COMMUNICATION\_ERROR

---

<b>System Log Message</b>	Switch <i>slot</i> communication error ( <i>error-message</i> )
<b>Description</b>	The JCS process ( <code>jcsd</code> ) could not send an SNMP request to the indicated Switch Module because of the indicated error.
<b>Type</b>	Error: An error occurred
<b>Severity</b>	error
<b>Facility</b>	LOG_DAEMON
<b>Action</b>	For more information, see <a href="#">KB18922</a> .

---

### JCS\_SWITCH\_COMMUNICATION\_OK

---

<b>System Log Message</b>	Switch <i>slot</i> communication is OK
---------------------------	--

**Description** The JCS process (jcsd) has established a communication link with the indicated Switch Module.

**Type** Event: This message reports an event, not an error

**Severity** info

**Facility** LOG\_DAEMON

## CHAPTER 47

# JDIAMETERD System Log Messages

This chapter describes messages with the **JDIAMETERD** prefix. They are generated by the `jdiameter` process (`jdiameterd`). `Jdiameter` is an open source software implementation of the Diameter Base Protocol that is written in Java.

### JDIAMETERD\_FUNC\_HSHAKE\_FAIL

---

<b>System Log Message</b>	Application <i>diameter-function</i> cannot generate handshake, disconnecting
<b>Description</b>	The Diameter process( <code>jdiameterd</code> ) failed to generate handshake message to the process that implements the Diameter-function. The connection was closed so that a new connection with full resynchronization could be established.
<b>Type</b>	Error: An error occurred
<b>Severity</b>	error
<b>Facility</b>	LOG_DAEMON

### JDIAMETERD\_FUNC\_LOCACCEPT\_NFOUND

---

<b>System Log Message</b>	Path <i>pathname</i> does not match any application
<b>Description</b>	The Diameter process( <code>jdiameterd</code> ) rejected a RE function side connection because there is no matching diameter-function.
<b>Type</b>	Error: An error occurred
<b>Severity</b>	error
<b>Facility</b>	LOG_DAEMON

### JDIAMETERD\_FUNC\_NSCK\_LISTEN\_FAIL

---

<b>System Log Message</b>	Unable to listen on internal-ip
<b>Description</b>	The Diameter process( <code>jdiameterd</code> ) is unable to listen on the internal ip socket for function side connections.
<b>Type</b>	Error: An error occurred
<b>Severity</b>	error
<b>Facility</b>	LOG_DAEMON

## JDIAMETERD\_FUNC\_OUT\_OF\_SYNC

---

<b>System Log Message</b>	Application <i>diameter-function</i> is out of sync, disconnecting
<b>Description</b>	The Diameter process (jdiameterd) was out of sync with the process that implements the Diameter function. The connection was closed so that a new connection with full resynchronization could be established.
<b>Type</b>	Error: An error occurred
<b>Severity</b>	error
<b>Facility</b>	LOG_DAEMON

## JDIAMETERD\_FUNC\_PICACCEPT\_NFOUND

---

<b>System Log Message</b>	Port <i>remote-port</i> does not match any application
<b>Description</b>	The Diameter process(jdiameterd) rejected a PIC function side connection because there is no matching diameter-function.
<b>Type</b>	Error: An error occurred
<b>Severity</b>	error
<b>Facility</b>	LOG_DAEMON

## JDIAMETERD\_FUNC\_TOO\_MANY\_BADE2ES

---

<b>System Log Message</b>	Application <i>diameter-function</i> has too many bad end-to-end-ids, disconnecting
<b>Description</b>	A daemon impelenting diameter function, sent too many messages with bad end-to-end-ids the connection will be closed, so a new connection with full resynchronization could be established.
<b>Type</b>	Error: An error occurred
<b>Severity</b>	error
<b>Facility</b>	LOG_DAEMON

## JDIAMETERD\_FUNC\_USCK\_LISTEN\_FAIL

---

<b>System Log Message</b>	Unable to listen on <i>pathname</i>
<b>Description</b>	The Diameter process(jdiameterd) is unable to listen on the unix socket for function side connections.
<b>Type</b>	Error: An error occurred
<b>Severity</b>	error
<b>Facility</b>	LOG_DAEMON

## CHAPTER 48

# JIVED System Log Messages

This chapter describes messages with the **JIVED** prefix. They are generated by the mag-service process (jived).

### JIVED\_ALREADY\_RUNNING

---

<b>System Log Message</b>	Another copy of this program is running
<b>Description</b>	Another instance of the mag-service process (jived) is already running. Only one instance can run at a time.
<b>Type</b>	Error: An error occurred
<b>Severity</b>	error
<b>Facility</b>	LOG_DAEMON

### JIVED\_EVLIB\_FUNC\_FAILED

---

<b>System Log Message</b>	<i>function-name: event-function-name: reason</i>
<b>Description</b>	A function in the event library used by the mag-service process (jived) failed with the indicated error.
<b>Type</b>	Error: An error occurred
<b>Severity</b>	error
<b>Facility</b>	LOG_DAEMON
<b>Cause</b>	An internal software failure occurred.

### JIVED\_INITIATE\_CONN\_FAILED

---

<b>System Log Message</b>	<i>function-name: aborting, failed to connect to mgd.</i>
<b>Description</b>	The mag-service process (jived) failed to initiate the connection to RE.
<b>Type</b>	Error: An error occurred
<b>Severity</b>	error
<b>Facility</b>	LOG_DAEMON

**Cause** An internal software failure occurred.

---

## JIVED\_INIT\_FAILED

**System Log Message** *error-message: reason*

**Description** The mag-service process (jived) failed to initialize.

**Type** Error: An error occurred

**Severity** error

**Facility** LOG\_DAEMON

---

## JIVED\_NOT\_ROOT

**System Log Message** JIVED must run as root

**Description** The mag-service process (jived) must be run with root privileges.

**Type** Error: An error occurred

**Severity** error

**Facility** LOG\_DAEMON

**Cause** jived being run without root privilege

---

## JIVED\_PIDFILE\_LOCK\_FAILED

**System Log Message** Unable to lock pid file

**Description** The mag-service process (jived) failed to lock the file that records its process ID (PID). The lock file is used to prevent multiple instances of the jived process from running simultaneously.

**Type** Error: An error occurred

**Severity** error

**Facility** LOG\_DAEMON

**Cause** Another instance of the jived process is already running.

---

## JIVED\_PIDFILE\_UPDATE\_FAILED

**System Log Message** can not update process PID file: *reason*

**Description** The mag-service process (jived) failed to update the file that records its process ID (PID). The lock file is used to prevent multiple instances of the jived process from running simultaneously.

**Type** Error: An error occurred

**Severity** error



**Facility** LOG\_DAEMON  
**Cause** An internal software failure occurred.

## JIVED\_SNMP\_SEND\_TRAP\_FAILED

---

**System Log Message** *error-message: trap*  
**Description** The mag-service process (jived) failed in the attempt to send an SNMP trap  
**Type** Error: An error occurred  
**Severity** error  
**Facility** LOG\_DAEMON



## CHAPTER 49

# JPTSPD System Log Messages

This chapter describes messages with the **JPTSPD** prefix. They are generated by the packet-triggered subscriber process (jptspd) which creates and manages packet-triggered subscriber interfaces. A packet-triggered subscriber interface is created when the router receives a packet with an IP source address that does not match any entries in the demultiplexer table. When the router detects an unmatched packet, it generates a trigger event that determines whether to create a dynamic subscriber interface or configure an existing interface.

### JPTSPD\_INIT\_FAILURE

---

<b>System Log Message</b>	JPTSPD failed to initialize
<b>Description</b>	The packet triggered subscriber process (jptspd) initialization failed.
<b>Type</b>	Error: An error occurred
<b>Severity</b>	error
<b>Facility</b>	ANY
<b>Cause</b>	One possible cause is that the system is out of memory.
<b>Action</b>	Contact your technical support representative.

### JPTSPD\_OUT\_OF\_MEMORY

---

<b>System Log Message</b>	Out of memory
<b>Description</b>	The packet triggered subscriber process (jptspd) could not dynamically allocate memory.
<b>Type</b>	Error: An error occurred
<b>Severity</b>	error
<b>Facility</b>	ANY
<b>Cause</b>	A software bug caused a memory leak, or too many subscriber and service sessions.
<b>Action</b>	Contact your technical support representative.

## JPTSPD\_PIC\_CONNECTED

---

<b>System Log Message</b>	JPTSPD connected to pic <i>pic-name</i>
<b>Description</b>	The packet triggered subscriber process (jptspd) connected to a PIC.
<b>Type</b>	Event: This message reports an event, not an error
<b>Severity</b>	info
<b>Facility</b>	ANY

## JPTSPD\_PIC\_DISCONNECTED

---

<b>System Log Message</b>	JPTSPD disconnected to pic <i>pic-name reason</i>
<b>Description</b>	The packet triggered subscriber process (jptspd) disconnected to a PIC.
<b>Type</b>	Event: This message reports an event, not an error
<b>Severity</b>	info
<b>Facility</b>	ANY

## JPTSPD\_SRC\_FAST\_SYNC\_ABORT

---

<b>System Log Message</b>	JPTSPD fast synchronization was aborted <i>partition-name</i>
<b>Description</b>	The packet triggered subscriber process (jptspd) aborted fast synchronization with SRC.
<b>Type</b>	Event: This message reports an event, not an error
<b>Severity</b>	info
<b>Facility</b>	ANY
<b>Cause</b>	One possible cause is that the connection between jptspd and SRC is down.

## JPTSPD\_SRC\_FAST\_SYNC\_DONE

---

<b>System Log Message</b>	JPTSPD fast synchronization was done <i>partition-name</i>
<b>Description</b>	The packet triggered subscriber process (jptspd) finished fast synchronization with SRC.
<b>Type</b>	Event: This message reports an event, not an error
<b>Severity</b>	info
<b>Facility</b>	ANY

## JPTSPD\_SRC\_FAST\_SYNC\_START

---

<b>System Log Message</b>	JPTSPD fast synchronization started <i>partition-name</i>
<b>Description</b>	The packet triggered subscriber process (jptspd) started fast synchronization with SRC.
<b>Type</b>	Event: This message reports an event, not an error

**Severity** info

**Facility** ANY

---

### JPTSPD\_SRC\_FULL\_SYNC\_ABORT

---

**System Log Message** JPTSPD full synchronization was aborted *partition-name*

**Description** The packet triggered subscriber process (jptspd) aborted full synchronization with SRC.

**Type** Event: This message reports an event, not an error

**Severity** info

**Facility** ANY

**Cause** One possible cause is that the connection between jptspd and SRC is down.

---

### JPTSPD\_SRC\_FULL\_SYNC\_DONE

---

**System Log Message** JPTSPD full synchronization was done *partition-name*

**Description** The packet triggered subscriber process (jptspd) finished full synchronization with SRC.

**Type** Event: This message reports an event, not an error

**Severity** info

**Facility** ANY

---

### JPTSPD\_SRC\_FULL\_SYNC\_START

---

**System Log Message** JPTSPD full synchronization started *partition-name*

**Description** The packet triggered subscriber process (jptspd) started full synchronization with SRC.

**Type** Event: This message reports an event, not an error

**Severity** info

**Facility** ANY



## CHAPTER 50

# JSRPD System Log Messages

This chapter describes messages with the **JSRPD** prefix. They are generated by the Juniper Services Redundancy Protocol (jsrpd) process, which controls chassis clustering.

### JSRPD\_DAEMONIZE\_FAILED

---

<b>System Log Message</b>	Aborting, unable to run in the background as a daemon: <i>error-message</i>
<b>Description</b>	The Juniper Services Redundancy Protocol process (JSRPD) failed to create a version of itself to run in the background.
<b>Type</b>	Error: An error occurred
<b>Severity</b>	emergency
<b>Facility</b>	LOG_DAEMON
<b>Action</b>	For more information, see <a href="#">KB18923</a> .

### JSRPD\_DUPLICATE

---

<b>System Log Message</b>	Another copy of this program is running
<b>Description</b>	The Juniper Services Redundancy Protocol process (JSRPD) detected that another version of itself is already running.
<b>Type</b>	Error: An error occurred
<b>Severity</b>	error
<b>Facility</b>	LOG_DAEMON

### JSRPD\_NODE\_STATE\_CHANGE

---

<b>System Log Message</b>	Nodechassis- <i>id</i> state due to <i>reason</i>
<b>Description</b>	The Juniper Services Redundancy Protocol process (JSRPD) detected an event, such as failover, that caused the state of the chassis cluster node to change due to the reason indicated in the log.
<b>Type</b>	Event: This message reports an event, not an error
<b>Severity</b>	error

<b>Facility</b>	LOG_DAEMON
<b>Cause</b>	A link failure occurred and the secondary node is disabled.
<b>Cause</b>	The secondary node has recovered from link failure and is being rebooted to recover from the disabled state.
<b>Action</b>	Contact your technical support representative.

---

## JSRPD\_NOT\_ROOT

---

<b>System Log Message</b>	Must be run as root
<b>Description</b>	The Juniper Services Redundancy Protocol process (JSRPD) can be instantiated only by the user with root privileges.
<b>Type</b>	Error: An error occurred
<b>Severity</b>	error
<b>Facility</b>	LOG_DAEMON

---

## JSRPD\_PID\_FILE\_LOCK

---

<b>System Log Message</b>	Unable to lock PID file: <i>error-message</i>
<b>Description</b>	The Juniper Services Redundancy Protocol process (JSRPD) failed to lock the PID file, which serves to prevent multiple instances of the process from running simultaneously.
<b>Type</b>	Error: An error occurred
<b>Severity</b>	error
<b>Facility</b>	LOG_DAEMON

---

## JSRPD\_PID\_FILE\_UPDATE

---

<b>System Log Message</b>	Unable to update process PID file: <i>error-message</i>
<b>Description</b>	The Juniper Services Redundancy Protocol process (JSRPD) failed to update the PID file, which serves to prevent multiple instances of the process from running simultaneously.
<b>Type</b>	Error: An error occurred
<b>Severity</b>	error
<b>Facility</b>	LOG_DAEMON

---

## JSRPD\_REDUNDANCY\_MODE\_CHANGE

---

<b>System Log Message</b>	Redundancy mode change will not be effective until all nodes in the cluster are rebooted simultaneously
<b>Description</b>	The Juniper Services Redundancy Protocol process (JSRPD) detected a change in chassis cluster redundancy mode. The new mode is not effective until all nodes in the cluster are rebooted.



**Type** Error: An error occurred  
**Severity** warning  
**Facility** LOG\_DAEMON

---

### JSRPD\_REDUNDANCY\_MODE\_MISMATCH

---

**System Log Message** Change in HA redundancy mode detected..please reboot all nodes in the cluster simultaneously!!

**Description** The Juniper Services Redundancy Protocol process (JSRPD) detected a change in the chassis cluster redundancy mode configuration and detected that only some (not all) of the nodes rebooted. The new mode is not effective until all nodes in the cluster are rebooted.

**Type** Error: An error occurred  
**Severity** warning  
**Facility** LOG\_DAEMON

---

### JSRPD\_RG\_STATE\_CHANGE

---

**System Log Message** Redundancy-group *rg-id* transitioned from '*old-state*' to '*new-state*' state due to *reason*

**Description** The Juniper Services Redundancy Protocol process (JSRPD) detected an event that caused the state of the chassis cluster redundancy group to change due to the reason indicated in the log.

**Type** Event: This message reports an event, not an error  
**Severity** alert  
**Facility** LOG\_DAEMON

---

### JSRPD\_SET\_CS\_MON\_FAILURE

---

**System Log Message** Cold-sync Monitor failed for redundancy-group *rg-id*

**Description** The Juniper Services Redundancy Protocol process (JSRPD) detected cold-sync monitoring failure for a redundancy group.

**Type** Error: An error occurred  
**Severity** error  
**Facility** LOG\_DAEMON

---

### JSRPD\_SET\_HW\_MON\_FAILURE

---

**System Log Message** hw-mon failed for redundancy-group *rg-id*

**Description** The Juniper Services Redundancy Protocol process (JSRPD) detected hardware failures.

**Type** Error: An error occurred  
**Severity** error

Facility LOG\_DAEMON

---

### JSRPD\_SET\_INTF\_MON\_FAILURE

---

**System Log Message** Interface Monitor failed for redundancy-group *rg-id*

**Description** The Juniper Services Redundancy Protocol process (JSRPD) detected interface monitoring failure for a redundancy group.

**Type** Error: An error occurred

**Severity** error

**Facility** LOG\_DAEMON

---

### JSRPD\_SET\_IP\_MON\_FAILURE

---

**System Log Message** IP Monitor failed for redundancy-group *rg-id*

**Description** The Juniper Services Redundancy Protocol process (JSRPD) detected IP address monitoring failure for a redundancy group.

**Type** Error: An error occurred

**Severity** error

**Facility** LOG\_DAEMON

---

### JSRPD\_SET\_LOOPBACK\_MON\_FAILURE

---

**System Log Message** Loopback Monitor failed for redundancy-group *rg-id*

**Description** The Juniper Services Redundancy Protocol process (JSRPD) detected data path loopback monitoring failure for a redundancy group.

**Type** Error: An error occurred

**Severity** error

**Facility** LOG\_DAEMON

---

### JSRPD\_SET\_MBUF\_MON\_FAILURE

---

**System Log Message** Memory buffer monitor failed for redundancy-group *rg-id*

**Description** The Juniper Services Redundancy Protocol process (JSRPD) detected memory buffer monitoring failure for a redundancy group.

**Type** Error: An error occurred

**Severity** error

**Facility** LOG\_DAEMON

---

### JSRPD\_SET\_NEXTHOP\_MON\_FAILURE

---

**System Log Message** Fabric nexthop monitor failed for redundancy-group *rg-id*

**Description** The Juniper Services Redundancy Protocol process (JSRPD) detected fabric nexthop monitoring failure for a redundancy group.

**Type** Error: An error occurred

**Severity** error

**Facility** LOG\_DAEMON

---

## JSRPD\_SET\_NPC\_MON\_FAILURE

**System Log Message** NPC Monitor failed for redundancy-group *rg-id*

**Description** The Juniper Services Redundancy Protocol process (JSRPD) detected Network Processing Card (NPC) monitoring failure for a redundancy group.

**Type** Error: An error occurred

**Severity** error

**Facility** LOG\_DAEMON

---

## JSRPD\_SET\_OTHER\_INTF\_MON\_FAIL

**System Log Message** Interface Monitor failed on other node for redundancy-group *rg-id*

**Description** The Juniper Services Redundancy Protocol process (JSRPD) detected interface monitoring failure on the other node for a redundancy group.

**Type** Error: An error occurred

**Severity** error

**Facility** LOG\_DAEMON

---

## JSRPD\_SET\_SPU\_MON\_FAILURE

**System Log Message** SPU Monitor failed for redundancy-group *rg-id*

**Description** The Juniper Services Redundancy Protocol process (JSRPD) detected Services Processing Unit (SPU) monitoring failure for a redundancy group.

**Type** Error: An error occurred

**Severity** error

**Facility** LOG\_DAEMON

---

## JSRPD\_SOCKET\_CREATION\_FAILURE

**System Log Message** Socket creation (server) failed unexpectedly *error-message*.

**Description** The Juniper Services Redundancy Protocol process (JSRPD) failed to create a socket.

**Type** Error: An error occurred

**Severity** error

<b>Facility</b>	LOG_DAEMON
<b>Action</b>	For more information, see <a href="#">KB18925</a> .

---

## JSRPD\_SOCKET\_LISTEN\_FAILURE

---

<b>System Log Message</b>	Socket listen (server) failed unexpectedly. <i>error-message</i>
<b>Description</b>	The Juniper Services Redundancy Protocol process (JSRPD) failed to listen on a socket.
<b>Type</b>	Error: An error occurred
<b>Severity</b>	error
<b>Facility</b>	LOG_DAEMON
<b>Action</b>	For more information, see <a href="#">KB18926</a> .

---

## JSRPD\_SOCKET\_RECV\_HB\_FAILURE

---

<b>System Log Message</b>	Socket reception of heartbeat from failed unexpectedly <i>error-message</i> .
<b>Description</b>	The Juniper Services Redundancy Protocol process (JSRPD) failed to receive heartbeat.
<b>Type</b>	Error: An error occurred
<b>Severity</b>	error
<b>Facility</b>	LOG_DAEMON
<b>Action</b>	For more information, see <a href="#">KB18927</a> .

---

## JSRPD\_UNSET\_CS\_MON\_FAILURE

---

<b>System Log Message</b>	Cold-sync Monitor failure recovered for redundancy-group <i>rg-id</i>
<b>Description</b>	The Juniper Services Redundancy Protocol process (JSRPD) detected that the previous cold-sync monitoring failure no longer exists for a redundancy group.
<b>Type</b>	Error: An error occurred
<b>Severity</b>	error
<b>Facility</b>	LOG_DAEMON

---

## JSRPD\_UNSET\_HW\_MON\_FAILURE

---

<b>System Log Message</b>	hw-mon failure recovered for redundancy-group <i>rg-id</i>
<b>Description</b>	The Juniper Services Redundancy Protocol process (JSRPD) detected that the previous hardware failures no longer exists for a redundancy group.
<b>Type</b>	Error: An error occurred
<b>Severity</b>	error
<b>Facility</b>	LOG_DAEMON

## JSRPD\_UNSET\_INTF\_MON\_FAILURE

---

<b>System Log Message</b>	Interface Monitor failure recovered for redundancy-group <i>rg-id</i>
<b>Description</b>	The Juniper Services Redundancy Protocol process (JSRPD) detected that the previous interface monitoring failure no longer exists for a redundancy group.
<b>Type</b>	Error: An error occurred
<b>Severity</b>	error
<b>Facility</b>	LOG_DAEMON

## JSRPD\_UNSET\_IP\_MON\_FAILURE

---

<b>System Log Message</b>	IP Monitor failure recovered for redundancy-group <i>rg-id</i>
<b>Description</b>	The Juniper Services Redundancy Protocol process (JSRPD) detected that the previous IP address monitoring failure no longer exists for a redundancy group.
<b>Type</b>	Error: An error occurred
<b>Severity</b>	error
<b>Facility</b>	LOG_DAEMON

## JSRPD\_UNSET\_LOOPBACK\_MON\_FAILURE

---

<b>System Log Message</b>	Previous loopback monitor failure no longer exist for redundancy-group <i>rg-id</i>
<b>Description</b>	The Juniper Services Redundancy Protocol process (JSRPD) detected that the previous data path loopback monitoring failure no longer exists for a redundancy group.
<b>Type</b>	Error: An error occurred
<b>Severity</b>	error
<b>Facility</b>	LOG_DAEMON

## JSRPD\_UNSET\_MBUF\_MON\_FAILURE

---

<b>System Log Message</b>	Previous memory buffer monitor failure no longer exist for redundancy-group <i>rg-id</i>
<b>Description</b>	The Juniper Services Redundancy Protocol process (JSRPD) detected that the previous memory buffer monitoring failure no longer exists for a redundancy group.
<b>Type</b>	Error: An error occurred
<b>Severity</b>	error
<b>Facility</b>	LOG_DAEMON

## JSRPD\_UNSET\_NEXTHOP\_MON\_FAILURE

---

<b>System Log Message</b>	Previous fabric nexthop monitor failure no longer exist for redundancy-group <i>rg-id</i>
<b>Description</b>	The Juniper Services Redundancy Protocol process (JSRPD) detected that the previous fabric nexthop monitoring failure no longer exists for a redundancy group.

**Type** Error: An error occurred  
**Severity** error  
**Facility** LOG\_DAEMON

---

### JSRPD\_UNSET\_NPC\_MON\_FAILURE

---

**System Log Message** NPC Monitor failure recovered for redundancy-group *rg-id*  
**Description** The Juniper Services Redundancy Protocol process (JSRPD) detected that the previous Network Processing Card (NPC) monitoring failure no longer exists for a redundancy group.  
**Type** Error: An error occurred  
**Severity** error  
**Facility** LOG\_DAEMON

---

### JSRPD\_UNSET\_OTHER\_INTF\_MON\_FAIL

---

**System Log Message** Interface Monitor failure recovered on other node for redundancy-group *rg-id*  
**Description** The Juniper Services Redundancy Protocol process (JSRPD)\ detected that the previous interface monitoring failure on the other node no longer exists for a redundancy group.  
**Type** Error: An error occurred  
**Severity** error  
**Facility** LOG\_DAEMON

---

### JSRPD\_UNSET\_SPU\_MON\_FAILURE

---

**System Log Message** SPU Monitor failure recovered for redundancy-group *rg-id*  
**Description** The Juniper Services Redundancy Protocol process (JSRPD) detected that the previous Services Processing Unit (SPU) monitoring failure no longer exists for a redundancy group.  
**Type** Error: An error occurred  
**Severity** error  
**Facility** LOG\_DAEMON

---

### JSRPD\_USAGE

---

**System Log Message** Usage: jsrpd [-C] [-N] [-X] [-d debug-level] [-l] [-v]  
**Description** The Juniper Services Redundancy Protocol process (JSRPD) was invoked with incorrect options.  
**Type** Event: This message reports an event, not an error  
**Severity** error

**Facility** LOG\_DAEMON





## CHAPTER 51

# JTASK System Log Messages

This chapter describes messages with the **JTASK** prefix.

### JTASK\_ABORT

---

<b>System Log Message</b>	abort <i>executable-name</i> [ <i>pid</i> ] version <i>version</i> built by <i>builder</i> on <i>date</i> : <i>error-message</i>
<b>Description</b>	Process terminated because of an internal error.
<b>Type</b>	Error: An error occurred
<b>Severity</b>	error
<b>Facility</b>	LOG_DAEMON
<b>Action</b>	Examine the messages that immediately follow this message in the system log for information about possible causes.
<b>Cause</b>	An internal software failure occurred.

### JTASK\_ACTIVE\_TERMINATE

---

<b>System Log Message</b>	Exiting with active tasks: <i>task-name</i>
<b>Description</b>	After receiving multiple termination requests, the process exited without performing the indicated cleanup tasks.
<b>Type</b>	Event: This message reports an event, not an error
<b>Severity</b>	notice
<b>Facility</b>	LOG_DAEMON

### JTASK\_ASSERT

---

<b>System Log Message</b>	Assertion failed <i>executable-name</i> [ <i>pid</i> ]: file " <i>source-filename</i> ", line <i>line-number</i> : " <i>message</i> "
<b>Description</b>	The source code for the process includes internal self-consistency checks. A check failed at the indicated line number in the indicated source file, causing the process that was using the indicated binary and had the indicated process ID (PID) to terminate. The process created a diagnostic core dump for analysis by technical support personnel.
<b>Type</b>	Error: An error occurred

<b>Severity</b>	error
<b>Facility</b>	LOG_DAEMON
<b>Cause</b>	An internal software failure occurred.
<b>Action</b>	Examine the messages that immediately follow this message in the system log for information about possible causes. Contact a technical support representative, and be ready to provide the list of messages and the diagnostic core dump, if requested.

---

## JTASK\_ASSERT\_SOFT

---

<b>System Log Message</b>	Soft assertion failed <i>executable-name</i> [ <i>pid</i> ]: file " <i>source-filename</i> ", line <i>line-number</i> : " <i>message</i> ", daemon continued running
<b>Description</b>	The source code for the process includes internal self-consistency checks. A check failed at the indicated line number in the indicated source file, but the process that was using the indicated binary and had the indicated process ID (PID) continued running. The process created a diagnostic core dump for analysis by technical support personnel.
<b>Type</b>	Error: An error occurred
<b>Severity</b>	error
<b>Facility</b>	LOG_DAEMON
<b>Cause</b>	An internal software failure occurred.
<b>Action</b>	Examine the messages that immediately follow this message in the system log for information about possible causes. Contact a technical support representative, and be ready to provide the list of messages and the diagnostic core dump, if requested.

---

## JTASK\_CFG\_CALLBACK\_LONGRUNTIME

---

<b>System Log Message</b>	<i>function-name</i> : excessive runtime <i>time</i> during <i>action</i> of <i>module</i>
<b>Description</b>	The indicated submodule of the process ran uninterrupted for the indicated period of time, which is considered excessive.
<b>Type</b>	Event: This message reports an event, not an error
<b>Severity</b>	warning
<b>Facility</b>	LOG_DAEMON
<b>Cause</b>	The duration was noted because task accounting is enabled. The function might be implemented inefficiently.

---

## JTASK\_CFG\_SCHED\_CUMU\_LONGRUNTIME

---

<b>System Log Message</b>	<i>function-name</i> : excessive runtime (total of <i>time</i> in <i>count</i> callbacks) after <i>action</i> of <i>module</i>
<b>Description</b>	Several submodules of the process ran uninterrupted for the indicated period of time, which is considered excessive.

<b>Type</b>	Event: This message reports an event, not an error
<b>Severity</b>	warning
<b>Facility</b>	LOG_DAEMON
<b>Cause</b>	The duration was noted because task accounting is enabled. The function might be implemented inefficiently.

---

## JTASK\_EXIT

---

<b>System Log Message</b>	Exit <i>executable-name</i> [ <i>pid</i> ] version <i>version</i> built by <i>builder</i> on <i>date</i> , caller <i>address</i>
<b>Description</b>	The process exited, either in response to a user request or because of a system error.
<b>Type</b>	Event: This message reports an event, not an error
<b>Severity</b>	notice
<b>Facility</b>	LOG_DAEMON
<b>Cause</b>	A system resource was unavailable, process did not understand an error, or a user terminated the process.
<b>Action</b>	Examine the messages that immediately follow this message in the system log for information about possible causes.

---

## JTASK\_LOCK\_FLOCKED

---

<b>System Log Message</b>	Unable to obtain a lock on <i>filename</i> , is another copy of rpd running?
<b>Description</b>	The process could not obtain the mutual exclusion lock that prevents more than one instance of process from running simultaneously. The system terminated the indicated process.
<b>Type</b>	Error: An error occurred
<b>Severity</b>	error
<b>Facility</b>	LOG_DAEMON
<b>Cause</b>	Another process process is running.
<b>Action</b>	Use the 'show system process' command to verify that another process is running.

---

## JTASK\_LOCK\_LOCKED

---

<b>System Log Message</b>	Unable to obtain a lock on <i>filename</i> , <i>program-name</i> [ <i>pid</i> ] is still running
<b>Description</b>	The process could not obtain the mutual exclusion lock that prevents more than one instance of process from running simultaneously. The system terminated this instance of process.
<b>Type</b>	Error: An error occurred

<b>Severity</b>	error
<b>Facility</b>	LOG_DAEMON
<b>Cause</b>	Another process is running.
<b>Action</b>	Use the 'show system process' command to verify that another process is running.

---

## JTASK\_MGMT\_TIMEOUT

---

<b>System Log Message</b>	Connection to management peer <i>process-name</i> timed out waiting for input
<b>Description</b>	The connection between the process and the indicated management process (mgd) timed out before input arrived from the mgd process.
<b>Type</b>	Error: An error occurred
<b>Severity</b>	warning
<b>Facility</b>	LOG_DAEMON

---

## JTASK\_OS\_MEMHIGH

---

<b>System Log Message</b>	Using <i>size</i> KB of memory, <i>percentage-value</i> percent of available
<b>Description</b>	The process is using the indicated amount and percentage of Routing Engine memory, which is considered excessive.
<b>Type</b>	Error: An error occurred
<b>Severity</b>	error
<b>Facility</b>	LOG_DAEMON
<b>Cause</b>	Either process is leaking memory or the use of system resources is excessive, perhaps because routing filters are misconfigured or the configured network topology is very complex.
<b>Action</b>	Increase the amount of RAM in the Routing Engine. For more information, see <a href="http://kb.juniper.net/InfoCenter/index?page=content&amp;id=KB19121">http://kb.juniper.net/InfoCenter/index?page=content&amp;id=KB19121</a> .

---

## JTASK\_PARSE\_BAD\_LR\_NAME

---

<b>System Log Message</b>	<i>executable-name</i> : logical system name " <i>logical-system-name</i> " exceeds <i>count</i> characters
<b>Description</b>	The indicated logical system name exceeds the indicated maximum number of characters.
<b>Type</b>	Error: An error occurred
<b>Severity</b>	error
<b>Facility</b>	ANY
<b>Action</b>	Assign a shorter name.

## JTASK\_PARSE\_BAD\_OPTION

---

<b>System Log Message</b>	<i>executable-name</i> : command-line option <i>option</i> is invalid
<b>Description</b>	The command line used to start the indicated process included the indicated option, which is invalid. The process did not start.
<b>Type</b>	Error: An error occurred
<b>Severity</b>	error
<b>Facility</b>	ANY
<b>Action</b>	Reissue the command without the invalid option.

## JTASK\_PARSE\_CMD\_ARG

---

<b>System Log Message</b>	<i>executable-name</i> : missing required argument for command-line option <i>option</i>
<b>Description</b>	The command line used to start the indicated process did not include the argument required by the indicated option. The process did not start.
<b>Type</b>	Error: An error occurred
<b>Severity</b>	error
<b>Facility</b>	ANY
<b>Action</b>	Reissue the command and include the required argument. Examine the messages that immediately follow this message in the system log for information about possible causes. For more information, see <a href="http://kb.juniper.net/InfoCenter/index?page=content&amp;id=KB18885">http://kb.juniper.net/InfoCenter/index?page=content&amp;id=KB18885</a> .

## JTASK\_PARSE\_CMD\_DUPLICATE

---

<b>System Log Message</b>	<i>executable-name</i> : command-line option <i>option</i> is a duplicate
<b>Description</b>	The command line used to start the indicated process included the indicated duplicate option. The process did not start.
<b>Type</b>	Error: An error occurred
<b>Severity</b>	error
<b>Facility</b>	ANY
<b>Action</b>	Reissue the command without the duplicate option.

## JTASK\_PARSE\_CMD\_EXTRA

---

<b>System Log Message</b>	<i>executable-name</i> : command-line option <i>option</i> is extraneous
<b>Description</b>	The command line used to start the indicated process included the indicated option, which is extraneous. The process did not start.

<b>Type</b>	Error: An error occurred
<b>Severity</b>	error
<b>Facility</b>	ANY
<b>Action</b>	Reissue the command and omit the extraneous option. For more information, see <a href="http://kb.juniper.net/InfoCenter/index?page=content&amp;id=KB18945">http://kb.juniper.net/InfoCenter/index?page=content&amp;id=KB18945</a> .

---

## JTASK\_PTHREAD\_CREATE

---

<b>System Log Message</b>	Task pthread worker creation failed
<b>Description</b>	During process initialization, creation of a thread has failed.
<b>Type</b>	Error: An error occurred
<b>Severity</b>	alert
<b>Facility</b>	LOG_DAEMON
<b>Action</b>	Restart the application from the CLI (e.g. restart routing)

---

## JTASK\_SCHED\_CUMU\_LONGRUNTIME

---

<b>System Log Message</b>	<i>function-name</i> : excessive runtime (total of <i>time</i> in <i>count</i> callbacks) after <i>action</i> of <i>module</i>
<b>Description</b>	Several submodules of the process ran uninterrupted for the indicated period of time, which is considered excessive.
<b>Type</b>	Event: This message reports an event, not an error
<b>Severity</b>	warning
<b>Facility</b>	LOG_DAEMON
<b>Cause</b>	The duration was noted because task accounting is enabled. The function might be implemented inefficiently.

---

## JTASK\_SCHED\_MODULE\_LONGRUNTIME

---

<b>System Log Message</b>	<i>function-name</i> : excessive runtime <i>time</i> during <i>action</i> of <i>module</i>
<b>Description</b>	Several submodules of the process ran uninterrupted for the indicated period of time, which is considered excessive.
<b>Type</b>	Event: This message reports an event, not an error
<b>Severity</b>	warning
<b>Facility</b>	LOG_DAEMON
<b>Cause</b>	The duration was noted because task accounting is enabled. The function might be implemented inefficiently.

## JTASK\_SCHED\_TASK\_LONGRUNTIME

---

<b>System Log Message</b>	<i>function-name</i> ran for <i>total-time</i> ( <i>user-time</i> user, <i>system-time</i> system) doing <i>action</i>
<b>Description</b>	A task callback within the process ran uninterrupted for the indicated period of time, which is considered excessive.
<b>Type</b>	Event: This message reports an event, not an error
<b>Severity</b>	warning
<b>Facility</b>	LOG_DAEMON
<b>Cause</b>	The duration was noted because task accounting is enabled. The function might be implemented inefficiently.

## JTASK\_SIGNAL\_TERMINATE

---

<b>System Log Message</b>	<i>signal-name</i> termination signal received
<b>Description</b>	In response to the indicated termination request, the process terminated adjacencies with neighbors and shut down.
<b>Type</b>	Event: This message reports an event, not an error
<b>Severity</b>	notice
<b>Facility</b>	LOG_DAEMON

## JTASK\_SNMP\_CONN\_EINPROGRESS

---

<b>System Log Message</b>	<i>function-name</i> : <i>error-message</i>
<b>Description</b>	The indicated error occurred while the process was connecting to the Simple Network Management Protocol (SNMP) master agent.
<b>Type</b>	Error: An error occurred
<b>Severity</b>	info
<b>Facility</b>	LOG_DAEMON
<b>Action</b>	For more information, see <a href="http://kb.juniper.net/InfoCenter/index?page=content&amp;id=KB18945">http://kb.juniper.net/InfoCenter/index?page=content&amp;id=KB18945</a> .

## JTASK\_SNMP\_CONN\_QUIT

---

<b>System Log Message</b>	<i>function-name</i> : unable to connect to SNMP agent ( <i>pathname</i> ): <i>error-message</i>
<b>Description</b>	The process could not connect to the indicated Simple Network Management Protocol (SNMP) master agent.
<b>Type</b>	Error: An error occurred
<b>Severity</b>	error

**Facility** LOG\_DAEMON

**Action** For more information, see  
<http://kb.juniper.net/InfoCenter/index?page=content&id=KB18946>.

---

## JTASK\_SNMP\_CONN\_RETRY

---

**System Log Message** *function-name*: reattempting connection to SNMP agent (*pathname*): *error-message*

**Description** The process tried again to connect to the indicated Simple Network Management Protocol (SNMP) master agent after a connection attempt failed.

**Type** Error: An error occurred

**Severity** error

**Facility** LOG\_DAEMON

---

## JTASK\_SNMP\_INVALID\_SOCKET

---

**System Log Message** *function-name*: socket *file-descriptor* is invalid

**Description** The process could not send a message to a Simple Network Management Protocol (SNMP) master agent because the indicated socket is invalid.

**Type** Error: An error occurred

**Severity** error

**Facility** LOG\_DAEMON

---

## JTASK\_SNMP\_SOCKETOPT\_BLOCK

---

**System Log Message** *function-name*: unable to set nonblocking option

**Description** The process could not set a socket to nonblocking mode after connecting to the Simple Network Management Protocol (SNMP) master agent.

**Type** Error: An error occurred

**Severity** error

**Facility** LOG\_DAEMON

---

## JTASK\_SNMP\_SOCKETOPT\_RECVBUF

---

**System Log Message** *function-name*: unable to set recvbuf option

**Description** The process could not set the size of the kernel receive buffer, which allows it to accept the largest possible packet from the Simple Network Management Protocol (SNMP) master agent.

**Type** Error: An error occurred

**Severity** error

**Facility** LOG\_DAEMON



**Action** For more information, see  
<http://kb.juniper.net/InfoCenter/index?page=content&id=KB18946>.

---

## JTASK\_SNMP\_SOCKET\_OPT\_SENDBUF

---

**System Log Message** *function-name: unable to set sendbuf option*

**Description** The process could not set the size of the kernel send buffer, which allows it to send the largest possible packet to the Simple Network Management Protocol (SNMP) master agent.

**Type** Error: An error occurred

**Severity** error

**Facility** LOG\_DAEMON

**Action** For more information, see  
<http://kb.juniper.net/InfoCenter/index?page=content&id=KB18947>.

---

## JTASK\_START

---

**System Log Message** *Start executable-name[pid] version version built date*

**Description** The process started.

**Type** Event: This message reports an event, not an error

**Severity** info

**Facility** LOG\_DAEMON

---

## JTASK\_SYSTEM

---

**System Log Message** *reason: error-message*

**Description** A system call made by the routing protocol process (process) failed.

**Type** Error: An error occurred

**Severity** error

**Facility** LOG\_DAEMON

**Cause** It is possible that the kernel lacked the resources to fulfill the request. The process process will recover.

**Action** For more information, see  
<http://kb.juniper.net/InfoCenter/index?page=content&id=KB19122>.

---

## JTASK\_TASK\_CHILDKILLED

---

**System Log Message** *task-name terminated by SIGsignal-namecore-dump-status*

**Description** While a child process of the process was performing the indicated operation, it terminated in response to the indicated signal.

**Type** Event: This message reports an event, not an error

**Severity** error

**Facility** LOG\_DAEMON

---

## JTASK\_TASK\_CHILDSTOPPED

---

**System Log Message** *task-name* stopped by SIG*signal-name*

**Description** While a child process of the process was performing the indicated operation, it stopped in response to the indicated signal.

**Type** Event: This message reports an event, not an error

**Severity** error

**Facility** LOG\_DAEMON

---

## JTASK\_TASK\_DYN\_REINIT

---

**System Log Message** Dynamic reconfiguration in process

**Description** The process reinitialized.

**Type** Event: This message reports an event, not an error

**Severity** info

**Facility** LOG\_DAEMON

---

## JTASK\_TASK\_FORK

---

**System Log Message** Unable to fork *task-name*: *error-message*

**Description** The routing protocol process failed to create the indicated child process.

**Type** Error: An error occurred

**Severity** error

**Facility** LOG\_DAEMON

---

## JTASK\_TASK\_GETWD

---

**System Log Message** *getwd: error-message*

**Description** The `getwd()` system call made by the routing protocol process (process) failed.

**Type** Error: An error occurred

**Severity** error

**Facility** LOG\_DAEMON

**Cause** It is possible that the kernel lacked the resources to fulfill the request. The process process will recover.

---

## JTASK\_TASK\_MASTERSHIP

---

**System Log Message** Assuming mastership

**Description** The process became active when the Routing Engine on which it was running assumed mastership.

**Type** Event: This message reports an event, not an error

**Severity** info

**Facility** ANY

---

## JTASK\_TASK\_NOREINIT

---

**System Log Message** Reinitialization not possible

**Description** The process failed to reinitialize as requested, because it was running in a state that did not allow reconfiguration.

**Type** Error: An error occurred

**Severity** error

**Facility** LOG\_DAEMON

---

## JTASK\_TASK\_PIDCLOSED

---

**System Log Message** Unable to close and remove *filename: error-message*

**Description** The process tried to close and remove the file that records its process ID (PID), which serves to prevent multiple instances of process from running simultaneously. The attempt failed.

**Type** Error: An error occurred

**Severity** error

**Facility** LOG\_DAEMON

---

## JTASK\_TASK\_PIDFLOCK

---

**System Log Message** flock(*filename*, LOCK\_EX): *error-message*

**Description** The process issued the flock() system call on the file that records its process ID (PID), which serves to prevent multiple instances of process from running simultaneously. The system call failed.

**Type** Error: An error occurred

**Severity** error

**Facility** LOG\_DAEMON

## JTASK\_TASK\_PIDWRITE

---

<b>System Log Message</b>	Unable to write to fd <i>filename: error-message</i>
<b>Description</b>	The process tried to write to the file that records its process ID (PID), which serves to prevent multiple instances of process from running simultaneously. The attempt failed.
<b>Type</b>	Error: An error occurred
<b>Severity</b>	error
<b>Facility</b>	LOG_DAEMON

## JTASK\_TASK\_REINIT

---

<b>System Log Message</b>	Reinitializing
<b>Description</b>	The process reinitialized.
<b>Type</b>	Event: This message reports an event, not an error
<b>Severity</b>	info
<b>Facility</b>	LOG_DAEMON

## JTASK\_TASK\_SIGNALIGNORE

---

<b>System Log Message</b>	sigaction(SIG <i>signal-name</i> ): <i>error-message</i>
<b>Description</b>	The process informed the kernel that it wished to ignore the indicated signal, but the kernel failed to process the request.
<b>Type</b>	Error: An error occurred
<b>Severity</b>	error
<b>Facility</b>	LOG_DAEMON

## CHAPTER 52

# JTRACE System Log Messages

This chapter describes messages with the **JTRACE** prefix.

### JTRACE\_FAILED

---

<b>System Log Message</b>	Unable to write to trace file <i>filename</i>
<b>Description</b>	This process could not write to the indicated trace file, and stopped attempting to do so. The next commit of the configuration database will reenables tracing.
<b>Type</b>	Event: This message reports an event, not an error
<b>Severity</b>	error
<b>Facility</b>	LOG_DAEMON



## CHAPTER 53

# KMD System Log Messages

This chapter describes messages with the **KMD** prefix. They are generated by the key management process (kmd), which provides IP Security (IPSec) authentication services for encryption PICs.

### KMD\_CFG\_IF\_ID\_POOL\_NOT\_FOUND

---

<b>System Log Message</b>	Unable to allocate logical interface for IPSec interface from pool <i>pool-name</i> : pool not found
<b>Description</b>	The key management process (kmd) maintains pools of logical interfaces for assignment to IP Security (IPSec) interfaces. It could not allocate a logical interface, because it could not access the indicated pool.
<b>Type</b>	Error: An error occurred
<b>Severity</b>	error
<b>Facility</b>	LOG_AUTH

### KMD\_CFG\_IF\_ID\_POOL\_NO\_ENTRY

---

<b>System Log Message</b>	Unable to return logical interface <i>interface-name.interface-unit</i> to pool <i>pool-name</i> : no entry in pool for interface
<b>Description</b>	The key management process (kmd) maintains pools of logical interfaces for assignment to IP Security (IPSec) interfaces. It could not return the indicated logical interface to the indicated pool, because there was no entry for the interface in the pool.
<b>Type</b>	Error: An error occurred
<b>Severity</b>	error
<b>Facility</b>	LOG_AUTH

### KMD\_CFG\_IF\_ID\_POOL\_NO\_INTERFACE

---

<b>System Log Message</b>	Unable to allocate logical interface for IPSec interface from pool <i>pool-name</i> : no interfaces available
<b>Description</b>	The key management process (kmd) maintains pools of logical interfaces for assignment to IP Security (IPSec) interfaces. It could not allocate a logical interface, because none were available in the indicated pool.

**Type** Error: An error occurred  
**Severity** error  
**Facility** LOG\_AUTH

---

### KMD\_CFG\_IF\_ID\_POOL\_RETURN\_FAILED

---

**System Log Message** Unable to return logical interface to pool *pool-name*: pool not found

**Description** The key management process (kmd) maintains pools of logical interfaces for assignment to IP Security (IPSec) interfaces. It could not return a logical interface to the indicated pool, because it could not access the pool.

**Type** Error: An error occurred  
**Severity** error  
**Facility** LOG\_AUTH

---

### KMD\_DPD\_FAILOVER\_MANUAL\_TUNNEL

---

**System Log Message** Tunnel *tunnel-name* did not fail over: it is manual type

**Description** An IP Security (IPSec) tunnel normally fails over to its backup when the key management process (kmd) detects a dead peer. Failover was not attempted for the indicated tunnel, which is configured as a manual type and so does not support failover.

**Type** Error: An error occurred  
**Severity** error  
**Facility** LOG\_AUTH

---

### KMD\_DPD\_FAILOVER\_MAX\_ATTEMPTS

---

**System Log Message** Number of failover attempts exceeded limit *count* for tunnel *tunnel-name*

**Description** An IP Security (IPSec) tunnel fails over to its backup when the key management process (kmd) detects a dead peer. The key management process (kmd) stopped making failover attempts for the indicated tunnel, because the number of attempts exceeded the indicated limit configured for Internet Key Exchange (IKE) Phase 1 negotiations.

**Type** Error: An error occurred  
**Severity** error  
**Facility** LOG\_AUTH

**Cause** Failover attempts can fail repeatedly if both the primary and backup peers are unreachable during the failover.

---

### KMD\_DPD\_FAILOVER\_NO\_ACTIVE\_PEER

---

**System Log Message** Tunnel *tunnel-name* did not fail over: no active peer configured



**Description** An IP Security (IPSec) tunnel normally fails over to its backup when the key management process (kmd) detects a dead peer. Failover was not attempted because the configuration for the indicated tunnel does not include information about an active peer.

**Type** Error: An error occurred

**Severity** error

**Facility** LOG\_AUTH

---

## KMD\_DPD\_FAILOVER\_NO\_BACKUP\_PEER

---

**System Log Message** Tunnel *tunnel-name* did not fail over: no backup peer configured

**Description** An IP Security (IPSec) tunnel normally fails over to its backup when the key management process (kmd) detects a dead peer. A failover attempt failed when the kmd process found that the configuration for the indicated tunnel does not include information about a backup peer.

**Type** Error: An error occurred

**Severity** error

**Facility** LOG\_AUTH

---

## KMD\_DPD\_FAILOVER\_NO\_TUNNEL\_CFG

---

**System Log Message** Tunnel did not fail over: tunnel configuration not found

**Description** An IP Security (IPSec) tunnel normally fails over to its backup when the key management process (kmd) detects a dead peer. Failover was not attempted because there was no configuration information for the tunnel.

**Type** Error: An error occurred

**Severity** error

**Facility** LOG\_AUTH

---

## KMD\_DPD\_REMOTE\_ADDRESS\_CHANGED

---

**System Log Message** Remote peer address for tunnel *tunnel-name* changed from *old-address* to *new-address*

**Description** The remote peer address in the configuration for the indicated tunnel changed to a new value as indicated.

**Type** Event: This message reports an event, not an error

**Severity** notice

**Facility** LOG\_AUTH

---

## KMD\_PM\_IKE\_SRV\_NOT\_FOUND\_DELETE

---

**System Log Message** Unable to notify remote peer *remote-address:remote-port* that SPI was deleted: no IKE server for service set *service-set*

**Description** The indicated service set did not have a local Internet Key Exchange (IKE) server context for the indicated remote peer (address and port). As a result, notification about deletion of a security parameter index (SPI) was not sent.

**Type** Error: An error occurred

**Severity** error

**Facility** LOG\_AUTH

---

### KMD\_PM\_PHASE1\_GROUP\_UNSPECIFIED

---

**System Log Message** Used DH group 1 because Phase 1 proposal did not specify group

**Description** The key management process (kmd) assigned Diffie-Hellman (DH) group 1 to an Internet Key Exchange (IKE) Phase 1 proposal because no group was specified.

**Type** Event: This message reports an event, not an error

**Severity** error

**Facility** LOG\_AUTH

---

### KMD\_PM\_PHASE1\_POLICY\_SEARCH\_FAIL

---

**System Log Message** No ike-policy found for ike-access-profile: *access-profile*, instance: *service-set*

**Description** The key management process (kmd) could not retrieve the Phase 1 policy referenced by the indicated Internet Key Exchange (IKE) access profile for the indicated dynamic-endpoint service set.

**Type** Error: An error occurred

**Severity** error

**Facility** LOG\_AUTH

---

### KMD\_PM\_PHASE2\_POLICY\_LOOKUP\_FAIL

---

**System Log Message** Unable to retrieve policy for Phase 2 from *negotiation-role* (Phase 1 local peer *local-peer*, remote peer *remote-peer*; Phase 2 local peer *local-prefix*, remote peer *remote-prefix*)

**Description** The key management process (kmd) could not retrieve a policy from the indicated participant to use during Internet Key Exchange (IKE) Phase 2 negotiation for the indicated local and remote peers. The traffic selectors proposed by the remote peer (represented by the indicated Phase 2 IP prefixes) do not match any local peer policies.

**Type** Error: An error occurred

**Severity** error

**Facility** LOG\_AUTH

---

### KMD\_PM\_PROTO\_INVALID

---

**System Log Message** Invalid protocol *protocol-id* was negotiated for SA *sa-name*

**Description** During Internet Key Exchange (IKE) Phase 2, the indicated protocol was chosen for the indicated security association (SA). It is not a valid value, so the SA was not established.

**Type** Error: An error occurred

**Severity** error

**Facility** LOG\_AUTH

---

### KMD\_PM\_PROTO\_IPCOMP\_UNSUPPORTED

---

**System Log Message** Unsupported IPComp protocol was negotiated for SA *sa-name*

**Description** During Internet Key Exchange (IKE) Phase 2, the IP Payload Compression Protocol (IPComp) was chosen for the indicated security association (SA). IPComp is not supported, so the SA was not established.

**Type** Error: An error occurred

**Severity** error

**Facility** LOG\_AUTH

---

### KMD\_PM\_PROTO\_ISAKMP\_RESV\_UNSUPP

---

**System Log Message** Unsupported protocol ISAKMP or RESERVED was negotiated for SA *sa-name*

**Description** During Internet Key Exchange (IKE) Phase 2, either Internet Security Association and Key Management Protocol (ISAKMP) or the value RESERVED was chosen as the protocol for the indicated security association (SA). They are not supported values, so the SA was not established.

**Type** Error: An error occurred

**Severity** error

**Facility** LOG\_AUTH

---

### KMD\_PM\_SA\_CFG\_NOT\_FOUND

---

**System Log Message** SA *sa-name* configuration not found

**Description** The key management process (kmd) could not retrieve configuration information for the indicated security association (SA), and so could not record the values that were negotiated for the SA during Internet Key Exchange (IKE) Phase 2. The SA was not established.

**Type** Error: An error occurred

**Severity** error

**Facility** LOG\_AUTH

## KMD\_PM\_SA\_ESTABLISHED

---

<b>System Log Message</b>	Local gateway: <i>local-address</i> , Remote gateway: <i>remote-address</i> , Local ID: <i>local-initiator</i> , Remote ID: <i>remote-responder</i> , Direction: <i>argument1</i> , SPI: <i>index1</i> , AUX-SPI: <i>index2</i> , Mode: <i>mode</i> , Type: <i>type</i>
<b>Description</b>	A security association has ben established
<b>Type</b>	Event: This message reports an event, not an error
<b>Severity</b>	info
<b>Facility</b>	LOG_SYSLOG

## KMD\_PM\_SA\_INDEX\_GEN\_FAILED

---

<b>System Log Message</b>	Unable to generate pair index for SA <i>sa-name</i> in service set <i>service-set</i>
<b>Description</b>	The key management process (kmd) could not generate a pair index for the indicated security association (SA) in the indicated service set. The kmd process canceled Internet Key Exchange (IKE) Phase 2 negotiation.
<b>Type</b>	Error: An error occurred
<b>Severity</b>	error
<b>Facility</b>	LOG_AUTH

## KMD\_PM\_SA\_PEER\_NOT\_FOUND

---

<b>System Log Message</b>	Unable to find active peer for SA <i>sa-name</i>
<b>Description</b>	The key management process (kmd) could not retrieve information about an active peer from the configuration for the indicated security association (SA). As a result, it could not notify peers that an SA was deleted.
<b>Type</b>	Error: An error occurred
<b>Severity</b>	error
<b>Facility</b>	LOG_AUTH

## KMD\_PM\_UNINITIALIZE\_FAILED

---

<b>System Log Message</b>	Unable to uninitialized service set <i>service-set</i> : invalid policy manager handle
<b>Description</b>	The key management process could not delete the indicated service set, because lack of a valid handle prevented the kmd process from uninitialized the policy manager object for the service set.
<b>Type</b>	Error: An error occurred
<b>Severity</b>	error
<b>Facility</b>	LOG_AUTH

## KMD\_SNMP\_EXTRA\_RESPONSE

---

<b>System Log Message</b>	PIC <i>pic-slot</i> sent additional response after reply to SNMP query: <i>error-message</i>
<b>Description</b>	The indicated PIC sent an additional unexpected message after it responded to a request from the key management process (kmd) for Simple Network Management Protocol (SNMP) statistics about IP Security (IPSec) security associations (SAs). As a result, the kmd process discarded the initial response.
<b>Type</b>	Error: An error occurred
<b>Severity</b>	error
<b>Facility</b>	LOG_AUTH

## KMD\_SNMP\_FATAL\_ERROR

---

<b>System Log Message</b>	Fatal SNMP error occurred: <i>error-message</i>
<b>Description</b>	The key management process (kmd) could not retrieve Simple Network Management Protocol (SNMP) statistics about IP Security (IPSec) security associations (SAs), because the indicated fatal SNMP error occurred.
<b>Type</b>	Error: An error occurred
<b>Severity</b>	error
<b>Facility</b>	LOG_AUTH

## KMD\_SNMP\_MALLOC\_FAILED

---

<b>System Log Message</b>	Unable to allocate memory for reply buffer; SNMP query to PIC <i>pic-slot</i> failed
<b>Description</b>	The key management process (kmd) could not allocate memory for the buffer it uses to store Simple Network Management Protocol (SNMP) statistics about IP Security (IPSec) security associations (SAs). As a result, it could not retrieve statistics from the indicated PIC.
<b>Type</b>	Error: An error occurred
<b>Severity</b>	error
<b>Facility</b>	LOG_AUTH

## KMD\_SNMP\_PIC\_CONNECTION\_FAILED

---

<b>System Log Message</b>	Unable to connect to PIC <i>pic-slot</i> ; SNMP query failed
<b>Description</b>	The key management process (kmd) could not open a connection to the indicated PIC. As a result, it could not retrieve Simple Network Management Protocol (SNMP) statistics about IP Security (IPSec) security associations (SAs).
<b>Type</b>	Error: An error occurred
<b>Severity</b>	error

Facility LOG\_AUTH

---

## KMD\_SNMP\_PIC\_NO\_RESPONSE

---

**System Log Message** PIC *pic-slot* did not respond to SNMP query: *error-message*

**Description** The indicated PIC did not respond to a request from the key management process (kmd) for Simple Network Management Protocol (SNMP) statistics about IP Security (IPSec) security associations (SAs).

**Type** Error: An error occurred

**Severity** error

**Facility** LOG\_AUTH

**Action** For more information, see [KB18933](#).

---

## KMD\_SNMP\_PIC\_SLOT\_NOT\_FOUND

---

**System Log Message** Unable to retrieve slot information for PIC *pic-slot*; SNMP query failed

**Description** The key management process (kmd) could not retrieve information about the slot housing the indicated PIC. As a result, it could not retrieve Simple Network Management Protocol (SNMP) statistics about IP Security (IPSec) security associations (SAs) from the PIC.

**Type** Error: An error occurred

**Severity** error

**Facility** LOG\_AUTH

---

## KMD\_VPN\_DFBIT\_STATUS\_MSG

---

**System Log Message** The DF-BIT for VPN *vpn-name* has been set to *argument*.

**Description** VPN DF bit status has been set.

**Type** Event: This message reports an event, not an error

**Severity** info

**Facility** LOG\_DAEMON

---

## KMD\_VPN\_DOWN\_ALARM\_USER

---

**System Log Message** VPN *vpn-name* from *remote-address* is down.

**Description** Notification to user that VPN monitor detects IPSec SA is down.

**Type** Event: This message reports an event, not an error

**Severity** info

**Facility** LOG\_DAEMON

## KMD\_VPN\_PV\_LIFETIME\_CHANGED

---

<b>System Log Message</b>	Config key lifetime changed
<b>Description</b>	The key lifetime has been changed by a user.
<b>Type</b>	Event: This message reports an event, not an error
<b>Severity</b>	info
<b>Facility</b>	LOG_DAEMON

## KMD\_VPN\_PV\_PHASE1

---

<b>System Log Message</b>	IKE Phase-1 Failure: <i>source-address</i> [ <i>spi=destination-address</i> , <i>src_ip=error-message</i> , <i>dst_ip=data</i> ]
<b>Description</b>	The threshold value set has been reached due to several ike-phase1 failures that have occurred.
<b>Type</b>	Event: This message reports an event, not an error
<b>Severity</b>	error
<b>Facility</b>	LOG_DAEMON

## KMD\_VPN\_PV\_PHASE2

---

<b>System Log Message</b>	IKE Phase-2 Failure: <i>source-address</i> [ <i>spi=destination-address</i> , <i>src_ip=error-message</i> , <i>dst_ip=data</i> ]
<b>Description</b>	The threshold value set has been reached due to several ike-phase2 failures that have occurred.
<b>Type</b>	Event: This message reports an event, not an error
<b>Severity</b>	error
<b>Facility</b>	LOG_DAEMON

## KMD\_VPN\_PV\_PSK\_CHANGED

---

<b>System Log Message</b>	Pre-shared key changed
<b>Description</b>	The pre-shared key has been changed by a user.
<b>Type</b>	Event: This message reports an event, not an error
<b>Severity</b>	info
<b>Facility</b>	LOG_DAEMON

## KMD\_VPN\_UP\_ALARM\_USER

---

<b>System Log Message</b>	VPN <i>vpn-name</i> from <i>remote-address</i> is up.
<b>Description</b>	Notification to user that VPN monitor detects IPSec SA is up.

**Type** Event: This message reports an event, not an error  
**Severity** info  
**Facility** LOG\_DAEMON



## CHAPTER 54

# L2ALD System Log Messages

This chapter describes messages with the **L2ALD** prefix. They are generated by the Layer 2 address learning process (l2ald), which supports the dynamic acquisition of information about media access control (MAC) addresses in a Layer 2 bridge environment.

### L2ALD\_BD\_NAME\_RESTRICTION

---

<b>System Log Message</b>	Reserved character '/' is not allowed as part of bridge-domain( <i>bridge-domain</i> ) name. Any firewall filter applied to this bridge-domain might fail to work.
<b>Description</b>	firewall filter will not work for restricted BD name
<b>Type</b>	Error: An error occurred
<b>Severity</b>	warning
<b>Facility</b>	LOG_DAEMON
<b>Action</b>	Contact your technical support representative.

### L2ALD\_DUPLICATE\_RBEB\_MAC

---

<b>System Log Message</b>	Duplicate RBEB mac has been detected ( <i>mac-address</i> ). LE already exists with pbbn_id : <i>pbbn-id</i> . Rejecting LE create with pbbn_id : <i>new-pbbn-id</i>
<b>Description</b>	The l2 learning process (l2ald) already has this particular BEB mac existing for a different PBBN ID.
<b>Type</b>	Error: An error occurred
<b>Severity</b>	error
<b>Facility</b>	LOG_DAEMON
<b>Action</b>	Contact your technical support representative.

### L2ALD\_FREE\_MAC\_FAILED

---

<b>System Log Message</b>	ERROR: <i>error-message</i>
<b>Description</b>	Before a MAC address is freed from system, it is removed from all lists and the kernel. Due to unexpected events, a mac about to be freed is found to be still in a list

<b>Type</b>	Error: An error occurred
<b>Severity</b>	error
<b>Facility</b>	LOG_DAEMON
<b>Cause</b>	Unexpected sequence of events or loops in the topology or some kind of misconfiguration.

---

## L2ALD\_GENCFG\_OP\_FAILED

---

<b>System Log Message</b>	Unable to complete gencfg operation <i>operation</i> (major <i>type</i> , minor <i>subtype</i> ): <i>error-message</i>
<b>Description</b>	The Layer 2 address learning process (l2ald) could not send Layer 2 forwarding-related information to the Packet Forwarding Engines, because the indicated operation failed during configuration generation.
<b>Type</b>	Error: An error occurred
<b>Severity</b>	error
<b>Facility</b>	LOG_DAEMON
<b>Action</b>	Contact your technical support representative.

---

## L2ALD\_IPC\_MESSAGE\_ERROR

---

<b>System Log Message</b>	Message (type <i>message-type</i> , subtype <i>message-subtype</i> , opcode <i>message-opcode</i> ) received with error <i>error-message</i>
<b>Description</b>	The Layer 2 address learning process (l2ald) detected an error in an interprocess communication (IPC) message with the indicated characteristics.
<b>Type</b>	Error: An error occurred
<b>Severity</b>	error
<b>Facility</b>	LOG_DAEMON
<b>Action</b>	Contact your technical support representative.

---

## L2ALD\_IPC\_MESSAGE\_INVALID

---

<b>System Log Message</b>	Invalid message received (message type <i>message</i> , subtype <i>message-type</i> ): <i>message-subtype</i>
<b>Description</b>	The Layer 2 address learning process (l2ald) received a message with the indicated characteristics. The message was invalid for the indicated reason.
<b>Type</b>	Error: An error occurred
<b>Severity</b>	error
<b>Facility</b>	LOG_DAEMON
<b>Action</b>	Contact your technical support representative.

## L2ALD\_IPC\_MESSAGE\_SEND\_FAILED

---

<b>System Log Message</b>	Unable to send IPC message to <i>peer-name identifier</i>
<b>Description</b>	The Layer 2 address learning process (l2ald) could not send an interprocess communication (IPC) message to the indicated Layer 2 peer.
<b>Type</b>	Error: An error occurred
<b>Severity</b>	warning
<b>Facility</b>	LOG_DAEMON
<b>Action</b>	Contact your technical support representative.

## L2ALD\_IPC\_PIPE\_WRITE\_ERROR

---

<b>System Log Message</b>	Unable to write on pipe: <i>error-message</i>
<b>Description</b>	The Layer 2 address learning process (l2ald) could not write to an interprocess communication (IPC) pipe for the indicated reason.
<b>Type</b>	Error: An error occurred
<b>Severity</b>	error
<b>Facility</b>	LOG_DAEMON
<b>Cause</b>	One possible reason is that there was no reader for the pipe.
<b>Action</b>	Contact your technical support representative. For more information, see <a href="#">KB18934</a> .

## L2ALD\_MAC\_LIMIT\_REACHED\_BD

---

<b>System Log Message</b>	Limit on learned MAC addresses reached for routing instance ' <i>routing-instance</i> ', domain ' <i>bridge-domain:vlan-id</i> '; current count is <i>count</i>
<b>Description</b>	The Layer 2 address learning process (l2ald) stopped adding addresses to the MAC address table that were learned by interfaces in the indicated bridging domain, because the indicated count of learned addresses exceeds the configured or default limit for the bridge-domain.
<b>Type</b>	Event: This message reports an event, not an error
<b>Severity</b>	error
<b>Facility</b>	LOG_DAEMON
<b>Action</b>	Increase the limit on addresses learned by interfaces in the bridge domain, by increasing the value of the 'interface-mac-limit' statement at the [edit routing-instances <routing-instance-name> bridge-domains <bridge-domain-name> bridge-options] hierarchy level.

## L2ALD\_MAC\_LIMIT\_REACHED\_GLOBAL

---

<b>System Log Message</b>	Global limit on learned MAC addresses reached; current count is <i>count</i>
<b>Description</b>	The Layer 2 address learning process (l2ald) stopped adding addresses to the MAC address table, because the indicated count of learned addresses exceeds the limit for the router.
<b>Type</b>	Event: This message reports an event, not an error
<b>Severity</b>	error
<b>Facility</b>	LOG_DAEMON
<b>Action</b>	Increase the limit on addresses learned by the interfaces on the router by increasing the value of the 'global-mac-limit' statement at the [edit protocols l2-learning] hierarchy level.

## L2ALD\_MAC\_LIMIT\_REACHED\_IF

---

<b>System Log Message</b>	Limit on learned MAC addresses reached for <i>interface-name</i> ; current count is <i>count</i>
<b>Description</b>	The Layer 2 address learning process (l2ald) stopped adding addresses to the MAC address table that were learned by the indicated interface, because the indicated count of learned addresses exceeds the limit configured for the interface.
<b>Type</b>	Event: This message reports an event, not an error
<b>Severity</b>	error
<b>Facility</b>	LOG_DAEMON
<b>Action</b>	Increase the limit on addresses learned by the interface by increasing the value of the 'interface-mac-limit' statement at the appropriate location under the [edit routing-instances <routing-instance-name> bridge-domains <bridge-domain-name> bridge-options] or the [edit routing-instances <routing-instance-name> protocols vpls] hierarchy level.

## L2ALD\_MAC\_LIMIT\_REACHED\_IFBD

---

<b>System Log Message</b>	Limit on learned MAC addresses reached for <i>interface-name</i> ; current count is <i>count</i>
<b>Description</b>	The Layer 2 address learning process (l2ald) stopped adding addresses to the MAC address table that were learned by the indicated interface:vlan-id, because the indicated count of learned addresses exceeds the limit configured for the interface:vlan-id.
<b>Type</b>	Event: This message reports an event, not an error
<b>Severity</b>	error
<b>Facility</b>	LOG_DAEMON
<b>Action</b>	Increase the limit on addresses learned by the interface by increasing the value of the 'interface-mac-limit' statement at the appropriate location under the [edit

routing-instances <routing-instance-name> bridge-domains <bridge-domain-name>  
bridge-options] or the [edit routing-instances <routing-instance-name> protocols vpls]  
hierarchy level.

## L2ALD\_MAC\_LIMIT\_REACHED\_RTT

<b>System Log Message</b>	Limit on learned MAC addresses reached for routing instance ' <i>routing-instance</i> '; current count is <i>count</i>
<b>Description</b>	The Layer 2 address learning process (l2ald) stopped adding addresses to the MAC address table that were learned by interfaces in the indicated routing instance, because the indicated count of learned addresses exceeds the configured or default limit for the routing instance.
<b>Type</b>	Event: This message reports an event, not an error
<b>Severity</b>	error
<b>Facility</b>	LOG_DAEMON
<b>Action</b>	Increase the limit on addresses learned by interfaces in the routing-instance, by increasing the value of the 'interface-mac-limit' statement at the [edit routing-instances <routing-instance-name> protocol l2-learning] or the [edit routing-instances <routing-instance-name> protocols vpls] hierarchy level.

## L2ALD\_MAC\_LIMIT\_RESET\_BD

<b>System Log Message</b>	Resumed adding MAC addresses learned from routing instance ' <i>routing-instance</i> ', domain ' <i>bridge-domain:vlan-id</i> '; current count is <i>count</i>
<b>Description</b>	The Layer 2 address learning process (l2ald) resumed adding addresses to the MAC address table that were learned by interfaces in the indicated bridging domain, because the indicated count of learned addresses no longer exceeds the limit configured for the domain.
<b>Type</b>	Event: This message reports an event, not an error
<b>Severity</b>	error
<b>Facility</b>	LOG_DAEMON
<b>Cause</b>	The probable reason that the count of addresses went below the limit is that addresses in the table reached the age limit and were removed.

## L2ALD\_MAC\_LIMIT\_RESET\_GLOBAL

<b>System Log Message</b>	Resumed adding MAC addresses for router; current count is <i>count</i>
<b>Description</b>	The Layer 2 address learning process (l2ald) resumed adding addresses to the MAC address table, because the indicated count of learned addresses no longer exceeds the configured limit.
<b>Type</b>	Event: This message reports an event, not an error

<b>Severity</b>	error
<b>Facility</b>	LOG_DAEMON
<b>Cause</b>	The probable reason that the count of addresses went below the limit is that addresses in the table reached the age limit and were removed.

---

## L2ALD\_MAC\_LIMIT\_RESET\_IF

---

<b>System Log Message</b>	Resumed adding MAC addresses learned by <i>interface-name</i> ; current count is <i>count</i>
<b>Description</b>	The Layer 2 address learning process (l2ald) resumed adding addresses to the MAC address table that were learned by the indicated interface, because the indicated count of learned addresses no longer exceeds the limit configured for the interface.
<b>Type</b>	Event: This message reports an event, not an error
<b>Severity</b>	error
<b>Facility</b>	LOG_DAEMON
<b>Cause</b>	The probable reason that the count of addresses went below the limit is that addresses in the table reached the age limit and were removed.

---

## L2ALD\_MAC\_LIMIT\_RESET\_RTT

---

<b>System Log Message</b>	Resumed adding MAC addresses learned from routing instance ' <i>routing-instance</i> '; current count is <i>count</i>
<b>Description</b>	The Layer 2 address learning process (l2ald) resumed adding addresses to the MAC address table that were learned by interfaces in the indicated bridging domain, because the indicated count of learned addresses no longer exceeds the limit configured for the instance.
<b>Type</b>	Event: This message reports an event, not an error
<b>Severity</b>	error
<b>Facility</b>	LOG_DAEMON
<b>Cause</b>	The probable reason that the count of addresses went below the limit is that addresses in the table reached the age limit and were removed.

---

## L2ALD\_MAC\_MOVE\_NOTIFICATION

---

<b>System Log Message</b>	MAC Moves detected in the system
<b>Description</b>	When the same MAC address is learned on a different interface, or on the same interface but a different unit number, it is considered a MAC move. When this happens frequently for a specific time duration, a notification is sent
<b>Type</b>	Event: This message reports an event, not an error
<b>Severity</b>	warning

<b>Facility</b>	LOG_DAEMON
<b>Cause</b>	The probable reason for mac moves is the loops in the topology or some kind of misconfiguration.

---

## L2ALD\_MALLOC\_FAILED

---

<b>System Log Message</b>	Unable to allocate memory: <i>error-message</i>
<b>Description</b>	The Layer 2 address learning process (l2ald) could not allocate memory while creating a data structure.
<b>Type</b>	Error: An error occurred
<b>Severity</b>	error
<b>Facility</b>	LOG_DAEMON
<b>Action</b>	Contact your technical support representative.

---

## L2ALD\_MANAGER\_CONNECT

---

<b>System Log Message</b>	Unable to create pipe to Layer 2 address-learning manager: <i>error-message</i>
<b>Description</b>	The Layer 2 address learning process (l2ald) could not open a pipe for interprocess communication (IPC) with a Layer 2 address-learning manager process.
<b>Type</b>	Error: An error occurred
<b>Severity</b>	error
<b>Facility</b>	LOG_DAEMON
<b>Action</b>	Contact your technical support representative.

---

## L2ALD\_NAME\_LENGTH\_IF\_DEVICE

---

<b>System Log Message</b>	Unable to add interface device <i>interface-name</i> ; name exceeds limit of <i>length</i> characters
<b>Description</b>	The Layer 2 address learning process (l2ald) did not add an entry for the indicated interface device to the interface table, because its name exceeds the indicated limit on the number of characters.
<b>Type</b>	Error: An error occurred
<b>Severity</b>	error
<b>Facility</b>	LOG_DAEMON
<b>Action</b>	Contact your technical support representative.

---

## L2ALD\_NAME\_LENGTH\_IF\_FAMILY

---

<b>System Log Message</b>	Unable to add interface family <i>interface-family</i> ; name exceeds limit of <i>length</i> characters
---------------------------	---

<b>Description</b>	The Layer 2 address learning process (l2ald) did not add an entry for the indicated interface family to the interface table, because its name exceeds the indicated limit on the number of characters.
<b>Type</b>	Error: An error occurred
<b>Severity</b>	error
<b>Facility</b>	LOG_DAEMON
<b>Action</b>	Contact your technical support representative.

---

### L2ALD\_NAME\_LENGTH\_IF\_LOGICAL

---

<b>System Log Message</b>	Unable to add logical interface <i>interface-name</i> ; name exceeds limit of <i>length</i> characters
<b>Description</b>	The Layer 2 address learning process (l2ald) did not add an entry for the indicated logical interface to the interface table, because its name exceeds the indicated limit on the number of characters.
<b>Type</b>	Error: An error occurred
<b>Severity</b>	error
<b>Facility</b>	LOG_DAEMON
<b>Action</b>	Contact your technical support representative.

---

### L2ALD\_PBBN\_IFL\_REVA

---

<b>System Log Message</b>	Unable to initialize Provider Backbone Bridging on interface <i>interface-name</i> . It is present on a Rev A card.
<b>Description</b>	The Layer 2 address learning process (l2ald) could not initialize the interface for the provider backbone bridging (PBB) feature because the interface was on a revision A card.
<b>Type</b>	Error: An error occurred
<b>Severity</b>	warning
<b>Facility</b>	LOG_DAEMON
<b>Cause</b>	Revision A cards do not support provider backbone bridging (PBB) features.
<b>Action</b>	Contact your technical support representative.

---

### L2ALD\_PBBN\_REINSTATE\_IFBDS

---

<b>System Log Message</b>	Hardware VCs are being restored for data packet.They were de-programmed because <i>interface-name</i> had an interface on a Rev A card.
<b>Description</b>	The Layer 2 address learning process (l2ald) reinstated certain hardware circuits to resume data traffic. The circuits were brought down because the provider backbone bridging (PBB) feature had discovered that one of the interfaces was on a revision A card.



<b>Type</b>	Error: An error occurred
<b>Severity</b>	warning
<b>Facility</b>	LOG_DAEMON
<b>Cause</b>	The interface is no longer present on the revision A card.
<b>Action</b>	Contact your technical support representative.

---

## L2ALD\_PBBN\_RETRACT\_IFBDS

---

<b>System Log Message</b>	Provider Backbone Bridging feature detected on interface <i>interface-name</i> on a Rev A card. VCs are being de-programmed.
<b>Description</b>	The Layer 2 address learning process (l2ald) retracted certain hardware circuits to block data traffic. The circuits were brought down because the provider backbone bridging (PBB) feature had discovered that one of the interfaces was on a revision A card.
<b>Type</b>	Error: An error occurred
<b>Severity</b>	warning
<b>Facility</b>	LOG_DAEMON
<b>Cause</b>	An interface was discovered on the revision A card. Revision A cards do not support provider backbone bridging (PBB) features.
<b>Action</b>	Contact your technical support representative.

---

## L2ALD\_PIP\_IFD\_READ\_RETRY

---

<b>System Log Message</b>	Retry count exceeded trying to read <i>pip-interface</i> from the kernel. Retry count is <i>retry-count</i>
<b>Description</b>	The Layer 2 address learning process (l2ald) could not read the provide-in-provider interface (pip0) interface from the kernel.
<b>Type</b>	Error: An error occurred
<b>Severity</b>	critical
<b>Facility</b>	LOG_DAEMON
<b>Cause</b>	The chassis process may have been too slow in creating the interface.
<b>Action</b>	Contact your technical support representative. For more information, see <a href="#">KB18935</a> .



## CHAPTER 55

# L2CPD System Log Messages

This chapter describes messages with the **L2CPD** prefix. They are generated by the Layer 2 Control Protocol process (l2cpd), which supports the transmission of control messages for Layer 2 spanning tree protocols in a Layer 2 bridge environment.

### L2CPD\_ASSERT

---

<b>System Log Message</b>	Assertion failed for <i>executable-name</i> (PID <i>pid</i> ) at line <i>line-number</i> in file ' <i>source-filename</i> ': <i>message</i>
<b>Description</b>	The source code for the Layer 2 Control Protocol process (l2cpd) includes internal self-consistency tests. The l2cpd process with the indicated executable name and process ID (PID) terminated because the indicated test failed at the indicated line number in the indicated source file. The process created a diagnostic core file for analysis by technical support personnel.
<b>Type</b>	Error: An error occurred
<b>Severity</b>	error
<b>Facility</b>	LOG_DAEMON
<b>Cause</b>	Messages that immediately follow this message in the system log might provide information about possible causes.
<b>Action</b>	Contact a technical support representative, and be ready to provide the list of messages and the diagnostic core file, if requested. For more information, see <a href="#">KB18937</a> .

### L2CPD\_ASSERT\_SOFT

---

<b>System Log Message</b>	Assertion failed for <i>executable-name</i> (PID <i>pid</i> ) at line <i>line-number</i> in file ' <i>source-filename</i> ' ( <i>message</i> ); process continued running
<b>Description</b>	The source code for the Layer 2 Control Protocol process (l2cpd) includes internal self-consistency tests. The l2cpd process with the indicated executable name and process ID (PID) terminated because the indicated type of check failed at the indicated line number in the indicated source file. The process continued to run, but created a diagnostic core file for analysis by technical support personnel.
<b>Type</b>	Error: An error occurred

<b>Severity</b>	error
<b>Facility</b>	LOG_DAEMON
<b>Cause</b>	Messages that immediately follow this message in the system log might provide information about possible causes.
<b>Action</b>	Contact a technical support representative, and be ready to provide the list of messages and the diagnostic core file, if requested. For more information, see <a href="#">KB18938</a> .

---

## L2CPD\_EXIT

<b>System Log Message</b>	<code>l2cpd process with PID <i>pid</i> exited (was using executable <i>executable-name</i>, version <i>version</i> built by <i>builder</i> on <i>date</i>); caller was <i>address</i></code>
<b>Description</b>	The Layer 2 Control Protocol process (l2cpd) exited. The process had the indicated process ID (PID) and was using an executable with the indicated name, version, and other characteristics.
<b>Type</b>	Event: This message reports an event, not an error
<b>Severity</b>	notice
<b>Facility</b>	LOG_DAEMON
<b>Cause</b>	Either a system resource was unavailable, the l2cpd process could not interpret an error, or the indicated user (referred to as a 'caller') terminated the process.

---

## L2CPD\_KERNEL\_VERSION

<b>System Log Message</b>	<code>Kernel version (<i>kernel-version</i>) of routing sockets was not required version (<i>l2cpd-version</i>)</code>
<b>Description</b>	The Layer 2 Control Protocol process (l2cpd) determined that the indicated version of routing sockets, which the kernel supports, is not the version that it requires.
<b>Type</b>	Error: An error occurred
<b>Severity</b>	error
<b>Facility</b>	LOG_DAEMON
<b>Action</b>	Upgrade the kernel package.

---

## L2CPD\_KERNEL\_VERSION\_OLD

<b>System Log Message</b>	<code>Kernel version (<i>kernel-version</i>) of routing socket message type <i>message-type</i> is older than the required version (<i>l2cpd-version</i>)</code>
<b>Description</b>	The Layer 2 Control Protocol process (l2cpd) determined that the kernel supports an indicated older version of the indicated routing socket message type than it requires.
<b>Type</b>	Error: An error occurred
<b>Severity</b>	error

**Facility** LOG\_DAEMON  
**Action** Upgrade the kernel package.

---

## L2CPD\_KERNEL\_VERSION\_UNSUPP

---

**System Log Message** Kernel version of routing socket message type '*message-type*' was not required version (*l2cpd-version*)

**Description** The Layer 2 Control Protocol process (l2cpd) determined that the kernel does not support the version of the indicated routing socket message type that it requires.

**Type** Error: An error occurred

**Severity** error

**Facility** LOG\_DAEMON

**Action** Upgrade the kernel package.

---

## L2CPD\_MEMORY\_EXCESSIVE

---

**System Log Message** Using *size* KB of memory, *percentage-value* percent of available

**Description** The Layer 2 Control Protocol process (l2cpd) was using the indicated amount and percentage of Routing Engine memory, which is considered excessive.

**Type** Error: An error occurred

**Severity** error

**Facility** LOG\_DAEMON

**Cause** Either the l2cpd process is leaking memory or the use of system resources is excessive. Possible causes include misconfigured routing filters or a very complex configured network topology.

**Action** Increase the amount of RAM in the Routing Engine.

---

## L2CPD\_MGMT\_TIMEOUT

---

**System Log Message** Peer *peer-name* timed out

**Description** The Layer 2 Control Protocol process (l2cpd) did not receive input from the indicated management peer within the timeout period.

**Type** Error: An error occurred

**Severity** warning

**Facility** LOG\_DAEMON

**Cause** Messages that immediately follow this message in the system log might provide information about possible causes.

## L2CPD\_MIRROR\_ERROR

---

<b>System Log Message</b>	Unable to establish mirror connection between Routing Engines: <i>error-message</i>
<b>Description</b>	The Layer 2 Control Protocol process (l2cpd) could not establish the mirror connection (which supports nonstop routing) between the master and backup Routing Engines.
<b>Type</b>	Error: An error occurred
<b>Severity</b>	warning
<b>Facility</b>	LOG_DAEMON
<b>Cause</b>	The master and backup Routing Engines are running incompatible versions of the JUNOS software.
<b>Action</b>	Update the JUNOS software to compatible versions on the master and backup Routing Engines.

## L2CPD\_MIRROR\_VERSION\_MISMATCH

---

<b>System Log Message</b>	Versions of mirror software on Routing Engines are incompatible: <i>error-message</i>
<b>Description</b>	While trying to establish the mirror connection (which supports nonstop routing) between the master and backup Routing Engines, the Layer 2 Control Protocol process (l2cpd) determined that the versions of JUNOS software on the Routing Engines were incompatible.
<b>Type</b>	Error: An error occurred
<b>Severity</b>	warning
<b>Facility</b>	LOG_DAEMON
<b>Action</b>	Update the JUNOS software to compatible versions on the master and backup Routing Engines.

## L2CPD\_PPM\_READ\_ERROR

---

<b>System Log Message</b>	Read error on pipe from ppmmd: <i>reason (error-message)</i>
<b>Description</b>	The Layer 2 Control Protocol process (l2cpd) could not read a message available on the read pipe from the periodic packet management process (ppmmd).
<b>Type</b>	Error: An error occurred
<b>Severity</b>	error
<b>Facility</b>	LOG_DAEMON
<b>Action</b>	Contact your technical support representative.

## L2CPD\_PPM\_WRITE\_ERROR

---

<b>System Log Message</b>	<i>function-name</i> : write error on pipe to ppmd ( <i>error-message</i> )
<b>Description</b>	The Layer 2 Control Protocol process (l2cpd) could not write a message on the pipe to the periodic packet management process (ppmd).
<b>Type</b>	Error: An error occurred
<b>Severity</b>	error
<b>Facility</b>	LOG_DAEMON
<b>Action</b>	Contact your technical support representative. For more information, see KB18939.

## L2CPD\_RUNTIME\_MODULE

---

<b>System Log Message</b>	<i>function-name</i> : runtime was excessive ( <i>time</i> ) during <i>action</i> of <i>module</i>
<b>Description</b>	The indicated operation on the indicated submodule of the Layer 2 Control Protocol process (l2cpd) ran uninterrupted for the indicated period of time, which is considered excessive.
<b>Type</b>	Event: This message reports an event, not an error
<b>Severity</b>	warning
<b>Facility</b>	LOG_DAEMON
<b>Cause</b>	The message was logged because task accounting is enabled. The function might be implemented inefficiently.

## L2CPD\_RUNTIME\_OPERATION

---

<b>System Log Message</b>	<i>function-name</i> : runtime was excessive ( <i>time</i> ) during <i>action</i> of <i>module</i>
<b>Description</b>	The indicated operation on the indicated submodule of the Layer 2 Control Protocol process (l2cpd) ran uninterrupted for the indicated period of time, which is considered excessive.
<b>Type</b>	Event: This message reports an event, not an error
<b>Severity</b>	warning
<b>Facility</b>	LOG_DAEMON
<b>Cause</b>	The message was logged because task accounting is enabled. The function might be implemented inefficiently.

## L2CPD\_RUNTIME\_TASK

---

<b>System Log Message</b>	<i>function-name</i> : runtime was excessive ( <i>total-time</i> [ <i>user-time</i> <i>user</i> , <i>system-time</i> <i>system</i> ]) doing <i>action</i>
---------------------------	---

<b>Description</b>	While performing the indicated operation, the indicated function in the Layer 2 Control Protocol process (l2cpd) ran uninterrupted for the indicated period of time (the sum of the indicated user and system times), which is considered excessive.
<b>Type</b>	Event: This message reports an event, not an error
<b>Severity</b>	warning
<b>Facility</b>	LOG_DAEMON
<b>Cause</b>	The message was logged because task accounting is enabled. The function might be implemented inefficiently.

---

## L2CPD\_TASK\_BEGIN

---

<b>System Log Message</b>	<i>l2cpd process started (version l2cpd-version built on date by builder)</i>
<b>Description</b>	The Layer 2 Control Protocol process (l2cpd) started. It was assigned the indicated process ID (PID) and was using an executable with the indicated name, version, and build date.
<b>Type</b>	Event: This message reports an event, not an error
<b>Severity</b>	notice
<b>Facility</b>	LOG_DAEMON

---

## L2CPD\_TASK\_CHILD\_KILLED

---

<b>System Log Message</b>	<i>Child process 'task-name' terminated by SIGsignal-name core-dump-status</i>
<b>Description</b>	While a child process of the Layer 2 Control Protocol process (l2cpd) was performing the indicated operation, it terminated in response to the indicated signal.
<b>Type</b>	Event: This message reports an event, not an error
<b>Severity</b>	error
<b>Facility</b>	LOG_DAEMON

---

## L2CPD\_TASK\_CHILD\_STOPPED

---

<b>System Log Message</b>	<i>Child process 'task-name' stopped by SIGsignal-name</i>
<b>Description</b>	While a child process of the Layer 2 Control Protocol process (l2cpd) was performing the indicated operation, it stopped in response to the indicated signal.
<b>Type</b>	Event: This message reports an event, not an error
<b>Severity</b>	error
<b>Facility</b>	LOG_DAEMON

---

## L2CPD\_TASK\_FORK

---

<b>System Log Message</b>	<i>Unable to fork task-name: error-message</i>
---------------------------	--



**Description** The Layer 2 Control Protocol process (l2cpd) could not create the indicated child process.

**Type** Error: An error occurred

**Severity** error

**Facility** LOG\_DAEMON

---

## L2CPD\_TASK\_GETWD

**System Log Message** getwd() failed for *error-message*

**Description** The Layer 2 Control Protocol process (l2cpd) invoked the getwd() system call, which failed.

**Type** Error: An error occurred

**Severity** error

**Facility** LOG\_DAEMON

**Cause** It is possible that the kernel lacked the resources needed to fulfill the request. The l2cpd process continued operating.

---

## L2CPD\_TASK\_MASTERSHIP

**System Log Message** Assumed mastership

**Description** The Layer 2 Control Protocol process (l2cpd) became active when the Routing Engine on which it was running assumed mastership.

**Type** Event: This message reports an event, not an error

**Severity** info

**Facility** LOG\_DAEMON

---

## L2CPD\_TASK\_NO\_REINIT

**System Log Message** Unable to reinitialize

**Description** The Layer 2 Control Protocol process (l2cpd) did not reinitialize as requested, because it was running in a state that did not allow reconfiguration.

**Type** Error: An error occurred

**Severity** error

**Facility** LOG\_DAEMON

---

## L2CPD\_TASK\_PID\_CLOSE

**System Log Message** Unable to close and remove PID file *filename: error-message*

**Description** The Layer 2 Control Protocol process (l2cpd) could not close and remove the file that records its process ID (PID), which serves to prevent multiple instances of the l2cpd process from running simultaneously.

<b>Type</b>	Error: An error occurred
<b>Severity</b>	error
<b>Facility</b>	LOG_DAEMON

---

## L2CPD\_TASK\_PID\_LOCK

---

**System Log Message** flock(*filename*, LOCK\_EX): *error-message*

**Description** The Layer 2 Control Protocol process (l2cpd) could not lock the file that records its process ID (PID), which serves to prevent multiple instances of the l2cpd process from running simultaneously.

<b>Type</b>	Error: An error occurred
<b>Severity</b>	error
<b>Facility</b>	LOG_DAEMON

---

## L2CPD\_TASK\_PID\_WRITE

---

**System Log Message** Unable to write to PID file *filename*: *error-message*

**Description** The Layer 2 Control Protocol process (l2cpd) could not write to the file that records its process ID (PID), which serves to prevent multiple instances of the l2cpd process from running simultaneously.

<b>Type</b>	Error: An error occurred
<b>Severity</b>	error
<b>Facility</b>	LOG_DAEMON

---

## L2CPD\_TASK\_REINIT

---

**System Log Message** Reinitialized

**Description** The Layer 2 Control Protocol process (l2cpd) reinitialized.

<b>Type</b>	Event: This message reports an event, not an error
<b>Severity</b>	info
<b>Facility</b>	LOG_DAEMON

---

## L2CPD\_TERMINATE\_ACTIVE

---

**System Log Message** Exited with active tasks: *task-name*

**Description** After receiving multiple termination requests, the Layer 2 Control Protocol process (l2cpd) exited without performing the indicated cleanup tasks.

<b>Type</b>	Event: This message reports an event, not an error
<b>Severity</b>	notice
<b>Facility</b>	LOG_DAEMON

## L2CPD\_TERMINATE\_SIGNAL

---

<b>System Log Message</b>	Exited after receiving termination signal <i>signal-name</i>
<b>Description</b>	In response to the indicated termination request, the Layer 2 Control Protocol process (l2cpd) terminated adjacencies with neighbors and shut down.
<b>Type</b>	Event: This message reports an event, not an error
<b>Severity</b>	notice
<b>Facility</b>	LOG_DAEMON

## L2CPD\_TRACE\_FAILED

---

<b>System Log Message</b>	Unable to write to trace file <i>filename</i>
<b>Description</b>	The Layer 2 Control Protocol process (l2cpd) could not write to the indicated trace file, and stopped attempting to do so. The next commit of the configuration database will reenables tracing.
<b>Type</b>	Event: This message reports an event, not an error
<b>Severity</b>	error
<b>Facility</b>	LOG_DAEMON

## L2CPD\_XSTP\_SHUTDOWN\_FAILED

---

<b>System Log Message</b>	Unable to shut down <i>error-message</i> module
<b>Description</b>	The Layer 2 Control Protocol process (l2cpd) could not shut down the indicated Rapid Spanning Tree Protocol (RSTP) or Multiple Spanning Tree Protocol (MSTP) module.
<b>Type</b>	Error: An error occurred
<b>Severity</b>	error
<b>Facility</b>	LOG_DAEMON



## CHAPTER 56

# L2TPD System Log Messages

This chapter describes messages with the **L2TPD** prefix. They are generated by the Layer 2 Tunneling Protocol (L2TP) process (l2tpd), which provides services that enable tunneling of Point-to-Point Protocol (PPP) sessions across a Layer 3 IP network.

### L2TPD\_COS\_PROFILE\_ADD

---

<b>System Log Message</b>	Unable to add CoS profile <i>profile-name</i> (L2TP tunnel <i>tunnel-id</i> , session <i>session-id</i> ): <i>error-message</i>
<b>Description</b>	The Layer 2 Tunneling Protocol process (l2tpd) could not add the indicated class-of-service (CoS) profile to the indicated session on the indicated tunnel, which is associated with a user.
<b>Type</b>	Error: An error occurred
<b>Severity</b>	error
<b>Facility</b>	LOG_NEWS
<b>Action</b>	Remove the CoS profile from the RADIUS database or contact your technical support representative.

### L2TPD\_COS\_PROFILE\_DELETE

---

<b>System Log Message</b>	Unable to delete CoS profile (L2TP tunnel <i>tunnel-id</i> , session <i>session-id</i> ): <i>error-message</i>
<b>Description</b>	The Layer 2 Tunneling Protocol process (l2tpd) could not delete a class-of-service (CoS) profile from the indicated session on the indicated tunnel, which is associated with a user.
<b>Type</b>	Error: An error occurred
<b>Severity</b>	error
<b>Facility</b>	LOG_NEWS
<b>Action</b>	Remove the CoS profile from the RADIUS database or contact your technical support representative.

## L2TPD\_DB\_ADD\_FAILED

---

<b>System Log Message</b>	Unable to add node for <i>node-name</i> to internal database
<b>Description</b>	The Layer 2 Tunneling Protocol process (l2tpd) maintains a copy of the Junos configuration database in memory. It could not add the indicated node to the in-memory database.
<b>Type</b>	Error: An error occurred
<b>Severity</b>	error
<b>Facility</b>	LOG_NEWS

## L2TPD\_DB\_DELETE\_FAILED

---

<b>System Log Message</b>	Unable to delete node for <i>node-name</i> from internal database
<b>Description</b>	The Layer 2 Tunneling Protocol process (l2tpd) maintains a copy of the Junos configuration database in memory. It could not delete the indicated node to the in-memory database.
<b>Type</b>	Error: An error occurred
<b>Severity</b>	error
<b>Facility</b>	LOG_NEWS

## L2TPD\_DB\_INIT\_FAILED

---

<b>System Log Message</b>	Unable to initialize root node <i>object-name</i> in internal database: <i>error-message</i>
<b>Description</b>	The Layer 2 Tunneling Protocol process (l2tpd) maintains a copy of the Junos configuration database in memory. It could not initialize the root node for the indicated object in the in-memory database.
<b>Type</b>	Error: An error occurred
<b>Severity</b>	error
<b>Facility</b>	LOG_NEWS

## L2TPD\_DB\_TUN\_GRP\_ALLOC\_FAILED

---

<b>System Log Message</b>	Unable to allocate memory for tunnel group
<b>Description</b>	The Layer 2 Tunneling Protocol process (l2tpd) could not allocate memory for the data structure used to record tunnel group information.
<b>Type</b>	Error: An error occurred
<b>Severity</b>	error
<b>Facility</b>	LOG_NEWS

## L2TPD\_DEFAULT\_PROTO\_CREATE\_FAIL

---

<b>System Log Message</b>	Unable to create default L2TP module
<b>Description</b>	The Layer 2 Tunneling Protocol process (l2tpd) could not create a default L2TP module.
<b>Type</b>	Error: An error occurred
<b>Severity</b>	error
<b>Facility</b>	LOG_NEWS

## L2TPD\_EVLIB\_CREATE\_FAILED

---

<b>System Log Message</b>	Unable to create event context: <i>error-message</i>
<b>Description</b>	The Layer 2 Tunneling Protocol process (l2tpd) could not create a context for handling asynchronous events.
<b>Type</b>	Error: An error occurred
<b>Severity</b>	emergency
<b>Facility</b>	LOG_NEWS

## L2TPD\_EVLIB\_FD\_DEREGISTER\_FAILED

---

<b>System Log Message</b>	Unable to deregister file descriptor: not registered
<b>Description</b>	The Layer 2 Tunneling Protocol process (l2tpd) could not deregister a file descriptor, because it did not exist.
<b>Type</b>	Error: An error occurred
<b>Severity</b>	error
<b>Facility</b>	LOG_NEWS

## L2TPD\_EVLIB\_FD\_DESELECT\_FAILED

---

<b>System Log Message</b>	Unable to deselect file descriptor: <i>error-message</i>
<b>Description</b>	The Layer 2 Tunneling Protocol process (l2tpd) could not deselect a file descriptor.
<b>Type</b>	Error: An error occurred
<b>Severity</b>	error
<b>Facility</b>	LOG_NEWS

## L2TPD\_EVLIB\_FD\_NOT\_REGISTERED

---

<b>System Log Message</b>	No file descriptor registered
<b>Description</b>	The Layer 2 Tunneling Protocol process (l2tpd) could not find a registered file descriptor while attempting to set an event mask.

**Type** Error: An error occurred  
**Severity** error  
**Facility** LOG\_NEWS

---

### L2TPD\_EVLIB\_FD\_SELECT\_FAILED

---

**System Log Message** Unable to select file descriptor for events *event-id: error-message*  
**Description** The Layer 2 Tunneling Protocol process (l2tpd) could not select the file descriptor for the indicated events.  
**Type** Error: An error occurred  
**Severity** error  
**Facility** LOG\_NEWS

---

### L2TPD\_EVLIB\_TIMER\_CLEAR\_FAILED

---

**System Log Message** Unable to clear event timer: *error-message*  
**Description** The Layer 2 Tunneling Protocol process (l2tpd) could not clear an event timer for the indicated reason.  
**Type** Error: An error occurred  
**Severity** error  
**Facility** LOG\_NEWS

---

### L2TPD\_EVLIB\_TIMER\_SET\_FAILED

---

**System Log Message** Unable to set event timer: *error-message*  
**Description** The Layer 2 Tunneling Protocol process (l2tpd) could not set an event timer for the indicated reason.  
**Type** Error: An error occurred  
**Severity** error  
**Facility** LOG\_NEWS

---

### L2TPD\_FILTER\_FILE\_OPEN\_FAILED

---

**System Log Message** Unable to open file *filename*  
**Description** The Layer 2 Tunneling Protocol process (l2tpd) could not open the indicated filter file.  
**Type** Error: An error occurred  
**Severity** error  
**Facility** LOG\_NEWS



## L2TPD\_GLOBAL\_CFG\_ADD\_FAILED

---

<b>System Log Message</b>	Unable to add global configuration for PIC <i>pic-slot</i> (errno <i>error-code</i> )
<b>Description</b>	The Layer 2 Tunneling Protocol process (l2tpd) could not add the global configuration for the indicated PIC.
<b>Type</b>	Error: An error occurred
<b>Severity</b>	error
<b>Facility</b>	LOG_NEWS

## L2TPD\_GLOBAL\_CFG\_CHANGE\_FAILED

---

<b>System Log Message</b>	Unable to change global configuration for PIC <i>pic-slot</i> (errno <i>error-code</i> )
<b>Description</b>	The Layer 2 Tunneling Protocol process (l2tpd) could not change the global configuration for the indicated PIC.
<b>Type</b>	Error: An error occurred
<b>Severity</b>	error
<b>Facility</b>	LOG_NEWS

## L2TPD\_GLOBAL\_CFG\_DELETE\_FAILED

---

<b>System Log Message</b>	Unable to delete global configuration for PIC <i>pic-slot</i> (errno <i>error-code</i> )
<b>Description</b>	The Layer 2 Tunneling Protocol process (l2tpd) could not delete the global configuration for the indicated PIC.
<b>Type</b>	Error: An error occurred
<b>Severity</b>	error
<b>Facility</b>	LOG_NEWS

## L2TPD\_IFD\_ADD\_FAILED

---

<b>System Log Message</b>	<i>function-name</i> : unable to add interface device <i>interface-name</i>
<b>Description</b>	The Layer 2 Tunneling Protocol process (l2tpd) maintains a copy of the Junos configuration database in memory. It could not add the indicated interface device to the in-memory database.
<b>Type</b>	Error: An error occurred
<b>Severity</b>	error
<b>Facility</b>	LOG_NEWS

## L2TPD\_IFD\_DELETE\_FAILED

---

<b>System Log Message</b>	<i>function-name</i> : unable to delete interface device <i>interface-name</i>
---------------------------	--

**Description** The Layer 2 Tunneling Protocol process (l2tpd) maintains a copy of the Junos configuration database in memory. It could not delete the indicated interface device from the in-memory database.

**Type** Error: An error occurred

**Severity** error

**Facility** LOG\_NEWS

---

## L2TPD\_IFD\_MSG\_REGISTER\_FAILED

---

**System Log Message** Unable to register message handler for interface device: *error-message*

**Description** The Layer 2 Tunneling Protocol process (l2tpd) could not register an interface device message handler.

**Type** Error: An error occurred

**Severity** error

**Facility** LOG\_NEWS

---

## L2TPD\_IFD\_ROOT\_ALLOC\_FAILED

---

**System Log Message** Unable to allocate memory for interface device root node: *error-message*

**Description** The Layer 2 Tunneling Protocol process (l2tpd) maintains a copy of the Junos configuration database in memory. It could not allocate memory in the in-memory database for the root node for an interface device.

**Type** Error: An error occurred

**Severity** error

**Facility** LOG\_NEWS

---

## L2TPD\_IFL\_ADD\_FAILED

---

**System Log Message** *function-name*: unable to add interface *interface-name*

**Description** The Layer 2 Tunneling Protocol process (l2tpd) maintains a copy of the Junos configuration database in memory. It could not add the indicated logical interface to the in-memory database.

**Type** Error: An error occurred

**Severity** error

**Facility** LOG\_NEWS

---

## L2TPD\_IFL\_DELETE\_FAILED

---

**System Log Message** *function-name*: unable to delete interface *interface-name*

**Description** The Layer 2 Tunneling Protocol process (l2tpd) maintains a copy of the Junos configuration database in memory. It could not delete the indicated logical interface from the in-memory database.

**Type** Error: An error occurred

**Severity** error

**Facility** LOG\_NEWS

---

## L2TPD\_IFL\_MSG\_REGISTER\_FAILED

---

**System Log Message** Unable to register message handler for interface: *error-message*

**Description** The Layer 2 Tunneling Protocol process (l2tpd) could not register a logical interface message handler.

**Type** Error: An error occurred

**Severity** error

**Facility** LOG\_NEWS

---

## L2TPD\_IFL\_NOT\_FOUND

---

**System Log Message** Unable to find logical interface (L2TP tunnel *tunnel-id*, session *session-id*)

**Description** The Layer 2 Tunneling Protocol process (l2tpd) could not retrieve a logical interface in the indicated tunnel and session.

**Type** Error: An error occurred

**Severity** error

**Facility** LOG\_NEWS

---

## L2TPD\_IFL\_ROOT\_ALLOC\_FAILED

---

**System Log Message** Unable to allocate memory for interface root node: *error-message*

**Description** The Layer 2 Tunneling Protocol process (l2tpd) maintains a copy of the Junos configuration database in memory. It could not allocate memory in the in-memory database for the root node for a logical interface.

**Type** Error: An error occurred

**Severity** error

**Facility** LOG\_NEWS

---

## L2TPD\_INSTANCE\_CREATE\_FAILED

---

**System Log Message** Unable to create L2TP instance *tunnel-group*

**Description** The Layer 2 Tunneling Protocol process (l2tpd) could not create an L2TP instance for the indicated tunnel group.

**Type** Error: An error occurred  
**Severity** error  
**Facility** LOG\_NEWS

---

### L2TPD\_INSTANCE\_RESTART\_FAILED

---

**System Log Message** Unable to trigger restart of L2TP instance *tunnel-group*  
**Description** The Layer 2 Tunneling Protocol process (l2tpd) could not restart the L2TP instance for the indicated tunnel group.

**Type** Error: An error occurred  
**Severity** error  
**Facility** LOG\_NEWS

---

### L2TPD\_INTERFACE\_ID\_NOT\_FOUND

---

**System Log Message** Unable to find interface ID *interface-name*  
**Description** The Layer 2 Tunneling Protocol process (l2tpd) could not find the indicated interface ID in the copy of the Junos configuration database that it maintains in memory.

**Type** Error: An error occurred  
**Severity** error  
**Facility** LOG\_NEWS

---

### L2TPD\_MESSAGE\_REGISTER\_FAILED

---

**System Log Message** Unable to register L2TP message handler: *error-message*  
**Description** The Layer 2 Tunneling Protocol process (l2tpd) could not register an L2TP message handler.

**Type** Error: An error occurred  
**Severity** error  
**Facility** LOG\_NEWS

---

### L2TPD\_MLPPP\_BUNDLE\_ALLOC\_FAILED

---

**System Log Message** Unable to allocate MLPPP bundle  
**Description** The Layer 2 Tunneling Protocol process (l2tpd) could not allocate memory for a multilink Point-to-Point Protocol (MLPPP) bundle.

**Type** Error: An error occurred  
**Severity** error  
**Facility** LOG\_NEWS

## L2TPD\_MLPPP\_BUNDLE\_CREATE\_FAILED

---

<b>System Log Message</b>	Unable to create MLPPP bundle (L2TP tunnel <i>tunnel-id</i> , session <i>session-id</i> )
<b>Description</b>	The Layer 2 Tunneling Protocol process (l2tpd) could not create a multilink Point-to-Point Protocol (MLPPP) bundle in the indicated tunnel and session.
<b>Type</b>	Error: An error occurred
<b>Severity</b>	error
<b>Facility</b>	LOG_NEWS

## L2TPD\_MLPPP\_BUNDLE\_INVALID\_ID

---

<b>System Log Message</b>	MLPPP bundle ID was invalid
<b>Description</b>	The identifier assigned to a multilink Point-to-Point Protocol (MLPPP) bundle was invalid.
<b>Type</b>	Error: An error occurred
<b>Severity</b>	error
<b>Facility</b>	LOG_NEWS

## L2TPD\_MLPPP\_COPY\_CFG\_FAILED

---

<b>System Log Message</b>	Unable to copy MLPPP configuration (L2TP tunnel <i>tunnel-id</i> , session <i>session-id</i> )
<b>Description</b>	The Layer 2 Tunneling Protocol process (l2tpd) could not copy the multilink Point-to-Point Protocol (MLPPP) configuration for the indicated tunnel and session.
<b>Type</b>	Error: An error occurred
<b>Severity</b>	error
<b>Facility</b>	LOG_NEWS

## L2TPD\_MLPPP\_ID\_ALLOC\_FAILED

---

<b>System Log Message</b>	Unable to allocate MLPPP ID map
<b>Description</b>	The Layer 2 Tunneling Protocol process (l2tpd) could not allocate memory for a multilink Point-to-Point Protocol (MLPPP) identifier map data structure.
<b>Type</b>	Error: An error occurred
<b>Severity</b>	error
<b>Facility</b>	LOG_NEWS

## L2TPD\_MLPPP\_ID\_BITMAP\_ALLOC\_FAIL

---

<b>System Log Message</b>	Unable to allocate bitmap field for MLPPP ID map
<b>Description</b>	The Layer 2 Tunneling Protocol process (l2tpd) could not allocate memory for a bitmap field in a multilink Point-to-Point Protocol (MLPPP) identifier map data structure.

**Type** Error: An error occurred  
**Severity** error  
**Facility** LOG\_NEWS

---

### L2TPD\_MLPPP\_ID\_NODE\_ADD\_FAILED

---

**System Log Message** Unable to add node for bundle *bundle* to MLPPP ID map

**Description** The Layer 2 Tunneling Protocol process (l2tpd) could not add a node for the indicated multilink Point-to-Point Protocol (MLPPP) bundle to an MLPPP identifier map data structure.

**Type** Error: An error occurred  
**Severity** error  
**Facility** LOG\_NEWS

---

### L2TPD\_MLPPP\_ID\_ROOT\_ALLOC\_FAILED

---

**System Log Message** Unable to allocate root node for MLPPP ID map

**Description** The Layer 2 Tunneling Protocol process (l2tpd) could not allocate the root note for a multilink Point-to-Point Protocol (MLPPP) identifier map data structure.

**Type** Error: An error occurred  
**Severity** error  
**Facility** LOG\_NEWS

---

### L2TPD\_MLPPP\_LINK\_CREATE\_FAILED

---

**System Log Message** Unable to create MLPPP bundle links (L2TP tunnel *tunnel-id*, session *session-id*)

**Description** The Layer 2 Tunneling Protocol process (l2tpd) could not create multilink Point-to-Point Protocol (MLPPP) bundle links for the indicated tunnel and session.

**Type** Error: An error occurred  
**Severity** error  
**Facility** LOG\_NEWS

---

### L2TPD\_MLPPP\_LINK\_MAX\_EXCEEDED

---

**System Log Message** Unable to add link: maximum number of sessions exceeded for MLPPP bundle *bundle* (L2TP tunnel *tunnel-id*, session *session-id*)

**Description** The Layer 2 Tunneling Protocol process (l2tpd) could not add a link for the indicated multilink Point-to-Point Protocol (MLPPP) bundle in the indicated tunnel and session, because the maximum number of links was exceeded.

**Type** Error: An error occurred  
**Severity** error

Facility LOG\_NEWS

---

## L2TPD\_MLPPP\_POOL\_ADDRESS\_FAILED

---

**System Log Message** Unable to assign pool address for MLPPP bundle *bundle* (L2TP tunnel *tunnel-id*, session *session-id*)

**Description** The Layer 2 Tunneling Protocol process (l2tpd) could not assign a pool address for the indicated multilink Point-to-Point Protocol (MLPPP) bundle in the indicated tunnel and session.

**Type** Error: An error occurred

**Severity** error

**Facility** LOG\_NEWS

---

## L2TPD\_MLPPP\_SESSION\_CREATE\_FAIL

---

**System Log Message** Unable to create MLPPP session (L2TP tunnel *tunnel-id*, session *session-id*)

**Description** The Layer 2 Tunneling Protocol process (l2tpd) could not create a multilink Point-to-Point Protocol (MLPPP) session for the indicated tunnel and session.

**Type** Error: An error occurred

**Severity** error

**Facility** LOG\_NEWS

---

## L2TPD\_MLPPP\_SESSION\_DELETE\_FAIL

---

**System Log Message** Unable to delete session for MLPPP bundle *bundle* (L2TP tunnel *tunnel-id*, session *session-id*, errno *error-code*)

**Description** The Layer 2 Tunneling Protocol process (l2tpd) could not delete the session configuration for the indicated multilink Point-to-Point Protocol (MLPPP) bundle in the indicated tunnel and session.

**Type** Error: An error occurred

**Severity** error

**Facility** LOG\_NEWS

---

## L2TPD\_MLPPP\_SPEED\_MISMATCH

---

**System Log Message** Unable to add link: speed differs for bundle *bundle* (L2TP tunnel *tunnel-id*, session *session-id*)

**Description** The Layer 2 Tunneling Protocol process (l2tpd) could not add a link for the indicated multilink Point-to-Point Protocol (MLPPP) bundle in the indicated tunnel and session, because the bundle speed does not match.

**Type** Error: An error occurred

**Severity** error

Facility LOG\_NEWS

---

### L2TPD\_NH\_DELETE\_FAILED

---

**System Log Message** Unable to delete next hop *next-hop*

**Description** The Layer 2 Tunneling Protocol process (l2tpd) could not delete the indicated next hop.

**Type** Error: An error occurred

**Severity** error

**Facility** LOG\_NEWS

---

### L2TPD\_POLICER\_ADD\_FAILED

---

**System Log Message** Unable to add policer *filter-name* (L2TP tunnel *tunnel-id*, session *session-id*): *error-message*

**Description** The Layer 2 Tunneling Protocol process (l2tpd) could not add the indicated policer to the indicated session on the indicated tunnel, which is associated with a user.

**Type** Error: An error occurred

**Severity** error

**Facility** LOG\_NEWS

**Action** Remove the policer from the RADIUS database or contact your technical support representative.

---

### L2TPD\_POLICER\_PROFILE\_DEL\_FAILED

---

**System Log Message** Unable to delete policer profile (L2TP tunnel *tunnel-id*, session *session-id*): *error-message*

**Description** The Layer 2 Tunneling Protocol process (l2tpd) could not delete a policer profile from the indicated session on the indicated tunnel, which is associated with a user.

**Type** Error: An error occurred

**Severity** error

**Facility** LOG\_NEWS

**Action** Remove the policer profile from the RADIUS database or contact your technical support representative.

---

### L2TPD\_POOL\_ADDRESS\_FAILED

---

**System Log Message** Unable to assign pool address (L2TP tunnel *tunnel-id*, session *session-id*)

**Description** The Layer 2 Tunneling Protocol process (l2tpd) could not assign a pool address in the indicated tunnel and session.

**Type** Error: An error occurred



**Severity** error  
**Facility** LOG\_NEWS

---

### L2TPD\_POOL\_ASSIGN\_ADDRESS\_FAILED

---

**System Log Message** Unable to assign L2TP pool address: pool *pool-name* is invalid or has no free addresses

**Description** The Layer 2 Tunneling Protocol process (l2tpd) could not assign an address from the indicated address pool, either because the pool was invalid or had no free addresses.

**Type** Error: An error occurred

**Severity** error

**Facility** LOG\_NEWS

---

### L2TPD\_PPP\_ROUTE\_ADD\_FAILED

---

**System Log Message** Unable to add PPP peer route (L2TP tunnel *tunnel-id*, session *session-id*)

**Description** The Layer 2 Tunneling Protocol process (l2tpd) maintains a copy of the Junos configuration database in memory. It could not add information about a Point-to-Point Protocol (PPP) peer route to the in-memory configuration for the indicated tunnel and session.

**Type** Error: An error occurred

**Severity** error

**Facility** LOG\_NEWS

---

### L2TPD\_PPP\_ROUTE\_DELETE\_FAILED

---

**System Log Message** Unable to remove PPP peer route (L2TP tunnel *tunnel-id*, session *session-id*)

**Description** The Layer 2 Tunneling Protocol process (l2tpd) maintains a copy of the Junos configuration database in memory. It could not delete information about a Point-to-Point Protocol (PPP) peer route from the in-memory configuration for the indicated tunnel and session.

**Type** Error: An error occurred

**Severity** error

**Facility** LOG\_NEWS

---

### L2TPD\_PROFILE\_NOT\_FOUND

---

**System Log Message** Profile *profile-name* not found

**Description** The Layer 2 Tunneling Protocol process (l2tpd) could not locate an access profile from the configuration in order to find radius servers to authenticate.

**Type** Error: An error occurred

**Severity** error

Facility LOG\_NEWS

---

### L2TPD\_PROFILE\_NO\_RADIUS\_SERVERS

---

**System Log Message** Can't find radius servers for profile '*profile-name*

**Description** The Layer 2 Tunneling Protocol process (l2tpd) could not locate any radius servers for the configured access profile.

**Type** Error: An error occurred

**Severity** error

**Facility** LOG\_NEWS

---

### L2TPD\_RADIUS\_ACCT\_PORT\_ZERO

---

**System Log Message** RADIUS server accounting port is zero

**Description** The Layer 2 Tunneling Protocol process (l2tpd) determined that the RADIUS server accounting port is zero, which is not a valid value.

**Type** Error: An error occurred

**Severity** error

**Facility** LOG\_NEWS

---

### L2TPD\_RADIUS\_GETHOSTNAME\_FAILED

---

**System Log Message** Unable to obtain hostname for outgoing RADIUS message: *error-message*

**Description** The Layer 2 Tunneling Protocol process (l2tpd) could not obtain a hostname for an outgoing RADIUS message.

**Type** Error: An error occurred

**Severity** error

**Facility** LOG\_NEWS

---

### L2TPD\_RADIUS\_RT\_INST\_ENOENT

---

**System Log Message** Ignoring RADIUS server *radius-server*: routing instance *routing-instance* did not exist

**Description** The Layer 2 Tunneling Protocol process (l2tpd) did not use the indicated RADIUS server because the indicated routing instance specified for the server did not exist.

**Type** Error: An error occurred

**Severity** notice

**Facility** LOG\_NEWS

---

### L2TPD\_RADIUS\_RT\_INST\_NOT\_FOUND

---

**System Log Message** Ignoring RADIUS server *radius-server*: unable to retrieve routing instance *routing-instance* (*error-message*)

**Description** The Layer 2 Tunneling Protocol process (l2tpd) did not use the indicated RADIUS server because it could not retrieve the indicated routing instance specified for the server.

**Type** Error: An error occurred

**Severity** error

**Facility** LOG\_NEWS

---

## L2TPD\_RADIUS\_SERVER\_NOT\_FOUND

---

**System Log Message** Unable to find RADIUS server (tunnel *tunnel-id*, session *session-id*)

**Description** The Layer 2 Tunneling Protocol process (l2tpd) could not locate a RADIUS server during Point-to-Point Protocol (PPP) authentication of the indicated tunnel and session.

**Type** Error: An error occurred

**Severity** error

**Facility** LOG\_NEWS

---

## L2TPD\_RADIUS\_SRC\_ADDR\_BIND\_FAIL

---

**System Log Message** Ignoring RADIUS server *radius-server*: unable to bind to source address *source-address* (*error-message*)

**Description** The Layer 2 Tunneling Protocol process (l2tpd) did not use the indicated RADIUS server because it could not bind to the indicated source address.

**Type** Error: An error occurred

**Severity** error

**Facility** LOG\_NEWS

---

## L2TPD\_RADIUS\_SRC\_ADDR\_ENOENT

---

**System Log Message** Ignoring RADIUS server *radius-server*: source address *source-address* did not exist

**Description** The Layer 2 Tunneling Protocol process (l2tpd) did not use the indicated RADIUS server because the indicated source address did not exist in the routing instance for the server.

**Type** Error: An error occurred

**Severity** notice

**Facility** LOG\_NEWS

---

## L2TPD\_RPD\_ASYNC\_UNREG\_FAILED

---

**System Log Message** Unable to unregister with rpd (*return-value*)

**Description** The Layer 2 Tunneling Protocol process (l2tpd) could not unregister asynchronously with the routing protocol process (rpd).

**Type** Error: An error occurred

**Severity** error  
**Facility** LOG\_NEWS

---

### L2TPD\_RPD\_ROUTE\_ADD\_CB\_FAILED

---

**System Log Message** Unable to add route *address/prefix-length* asynchronously (gateway *gateway-id* [*gateway-name*], L2TP tunnel *tunnel-id*, session *session-id*): *error-code*

**Description** The Layer 2 Tunneling Protocol process (l2tpd) could not add a route on an asynchronous callback for the indicated address and prefix, gateway, tunnel, and session.

**Type** Error: An error occurred

**Severity** error

**Facility** LOG\_NEWS

---

### L2TPD\_RPD\_ROUTE\_ADD\_FAILED

---

**System Log Message** Unable to add route *address/prefix-length* (gateway *gateway-id* [*gateway-name*], L2TP tunnel *tunnel-id*, session *session-id*): *error-message* (*error-code*)

**Description** The Layer 2 Tunneling Protocol process (l2tpd) could not add a route for the indicated address and prefix, gateway, tunnel, and session.

**Type** Error: An error occurred

**Severity** error

**Facility** LOG\_NEWS

---

### L2TPD\_RPD\_ROUTE\_DELETE\_CB\_FAILED

---

**System Log Message** Unable to delete route *address/prefix-length* asynchronously (gateway *gateway-id* [*gateway-name*], L2TP tunnel *tunnel-id*, session *session-id*): *error-code*

**Description** The Layer 2 Tunneling Protocol process (l2tpd) could not delete a route on an asynchronous callback for the indicated address and prefix, gateway, tunnel, and session.

**Type** Error: An error occurred

**Severity** error

**Facility** LOG\_NEWS

---

### L2TPD\_RPD\_ROUTE\_DELETE\_FAILED

---

**System Log Message** Unable to delete route *address/prefix-length* (gateway *gateway-id* [*gateway-name*], L2TP tunnel *tunnel-id*, session *session-id*): *error-message* (*error-code*)

**Description** The Layer 2 Tunneling Protocol process (l2tpd) could not delete a route for the indicated address and prefix, gateway, tunnel, and session.

**Type** Error: An error occurred

**Severity** error

Facility LOG\_NEWS

---

### L2TPD\_RPD\_ROUTE\_PREFIX\_TOO\_LONG

---

**System Log Message** Unable to add route *address/prefix-length*: prefix too long (L2TP tunnel *tunnel-id*, session *session-id*)

**Description** The Layer 2 Tunneling Protocol process (l2tpd) could not add a route for the indicated address and prefix, tunnel, and session.

**Type** Error: An error occurred

**Severity** error

**Facility** LOG\_NEWS

---

### L2TPD\_RPD\_SESS\_CREATE\_FAILED

---

**System Log Message** Unable to establish session with rpd (*error-code*)

**Description** The Layer 2 Tunneling Protocol process (l2tpd) could not establish a session with the routing protocol process (rpd).

**Type** Error: An error occurred

**Severity** error

**Facility** LOG\_NEWS

---

### L2TPD\_RPD\_SESS\_HANDLE\_ALLOC\_FAIL

---

**System Log Message** Unable to allocate session handle for rpd connection: *error-message* (*error-code*)

**Description** The Layer 2 Tunneling Protocol process (l2tpd) could not allocate a session handle while attempting to initialize a connection to the routing protocol process (rpd).

**Type** Error: An error occurred

**Severity** error

**Facility** LOG\_NEWS

---

### L2TPD\_RPD\_SOCKET\_ALLOC\_FAILED

---

**System Log Message** Unable to allocate socket address for rpd connection

**Description** The Layer 2 Tunneling Protocol process (l2tpd) could not allocate a socket address structure while attempting to initialize a connection to the routing protocol process (rpd).

**Type** Error: An error occurred

**Severity** error

**Facility** LOG\_NEWS

---

### L2TPD\_RPD\_TBL\_LOCATE\_BY\_NAME

---

**System Log Message** Unable to locate rpd table by name: *error-message* (*error-code*)

**Description** The Layer 2 Tunneling Protocol process (l2tpd) attempted to retrieve a routing protocol process table by providing the table name. The attempt failed.

**Type** Error: An error occurred

**Severity** error

**Facility** LOG\_NEWS

---

### L2TPD\_RPD\_TBL\_LOCATE\_FAILED

---

**System Log Message** Unable to locate table *table-name* for *identifier* (*return-value*)

**Description** The Layer 2 Tunneling Protocol process (l2tpd) could not retrieve the indicated routing protocol process table.

**Type** Error: An error occurred

**Severity** error

**Facility** LOG\_NEWS

---

### L2TPD\_RPD\_VERSION\_MISMATCH

---

**System Log Message** Versions of rpd and librpd did not match; not retrying

**Description** The Layer 2 Tunneling Protocol process (l2tpd) determined that the versions of the routing protocol process (rpd) and routing protocol library (librpd) were different. It halted its attempt to connect to the rpd process.

**Type** Error: An error occurred

**Severity** error

**Facility** LOG\_NEWS

---

### L2TPD\_RTSLIB\_ASYNC\_OPEN\_FAILED

---

**System Log Message** Unable to open asynchronous routing socket connection

**Description** The Layer 2 Tunneling Protocol process (l2tpd) could not open a routing socket connection asynchronously. It uses the connection to communicate with the Junos operating system kernel.

**Type** Error: An error occurred

**Severity** error

**Facility** LOG\_NEWS

---

### L2TPD\_RTSLIB\_OPEN\_FAILED

---

**System Log Message** Unable to open routing socket connection

**Description** The Layer 2 Tunneling Protocol process (l2tpd) could not open a routing socket connection, which it uses to communicate with the Junos operating system kernel.

**Type** Error: An error occurred  
**Severity** error  
**Facility** LOG\_NEWS

---

### L2TPD\_SERVER\_START\_FAILED

---

**System Log Message** Startup of L2TP server failed  
**Description** The Layer 2 Tunneling Protocol (L2TP) server did not start.

**Type** Error: An error occurred  
**Severity** error  
**Facility** LOG\_NEWS

---

### L2TPD\_SERVICE\_NH\_ADD\_FAILED

---

**System Log Message** Unable to add service next hop (L2TP tunnel *tunnel-id*, session *session-id*): *error-message* (*error-code*)  
**Description** The Layer 2 Tunneling Protocol process (l2tpd) maintains a copy of the Junos configuration database in memory. It could not add information about a service next hop to the in-memory configuration for the indicated tunnel and session.

**Type** Error: An error occurred  
**Severity** error  
**Facility** LOG\_NEWS

---

### L2TPD\_SERVICE\_NH\_DELETE\_FAILED

---

**System Log Message** Unable to remove service next hop *next-hop* (VRF *vrf*, L2TP tunnel *tunnel-id*, session *session-id*)  
**Description** The Layer 2 Tunneling Protocol process (l2tpd) maintains a copy of the Junos configuration database in memory. It could not remove information about the indicated service next hop from the in-memory configuration for the indicated tunnel and session.

**Type** Error: An error occurred  
**Severity** error  
**Facility** LOG\_NEWS

---

### L2TPD\_SESSION\_CFG\_ADD\_ERROR

---

**System Log Message** Unable to add L2TP tunnel *tunnel-id*, session *session-id* to PIC configuration (*errno error-code*)  
**Description** The Layer 2 Tunneling Protocol process (l2tpd) maintains a copy of the Junos configuration database in memory. It could not add information about the indicated session and tunnel to the in-memory configuration for the PIC.

**Type** Error: An error occurred  
**Severity** error  
**Facility** LOG\_NEWS

---

### L2TPD\_SESSION\_CFG\_ADD\_FAILED

---

**System Log Message** Unable to add L2TP tunnel *tunnel-id*, session *session-id* to PIC configuration  
**Description** The Layer 2 Tunneling Protocol process (l2tpd) maintains a copy of the Junos configuration database in memory. It could not add information about the indicated session and tunnel to the in-memory configuration for the PIC.

**Type** Error: An error occurred  
**Severity** error  
**Facility** LOG\_NEWS

---

### L2TPD\_SESSION\_CFG\_DELETE\_FAILED

---

**System Log Message** Unable to remove L2TP tunnel *tunnel-id*, session *session-id* from PIC configuration  
**Description** The Layer 2 Tunneling Protocol process (l2tpd) maintains a copy of the Junos configuration database in memory. It could not remove information about the indicated session and tunnel from the in-memory configuration for the PIC.

**Type** Error: An error occurred  
**Severity** error  
**Facility** LOG\_NEWS

---

### L2TPD\_SESSION\_DELETE\_FAILED

---

**System Log Message** Unable to delete session (L2TP tunnel *tunnel-id*, session *session-id*, errno *error-code*)  
**Description** The Layer 2 Tunneling Protocol process (l2tpd) could not delete information about the indicated tunnel and session.

**Type** Error: An error occurred  
**Severity** error  
**Facility** LOG\_NEWS

---

### L2TPD\_SESSION\_IFF\_NOT\_FOUND

---

**System Log Message** Unable to find family structure for interface *interface-name* (L2TP tunnel *tunnel-id*, session *session-id*)  
**Description** The Layer 2 Tunneling Protocol process (l2tpd) could not retrieve the interface family structure for the indicated logical interface index in the indicated tunnel and session.

**Type** Error: An error occurred  
**Severity** error



Facility LOG\_NEWS

---

### L2TPD\_SESSION\_IFL\_ADD\_FAILED

---

**System Log Message** *function-name*: unable to assign session *session-id* to interface *interface-name*

**Description** The Layer 2 Tunneling Protocol process (l2tpd) could not associate the indicated session with the indicated logical interface.

**Type** Error: An error occurred

**Severity** error

**Facility** LOG\_NEWS

---

### L2TPD\_SESSION\_IFL\_ALLOC\_FAILED

---

**System Log Message** *function-name*: unable to allocate memory for session *session-id*, interface *interface-name*

**Description** The Layer 2 Tunneling Protocol process (l2tpd) could not allocate memory for the indicated session to be associated with the indicated logical interface.

**Type** Error: An error occurred

**Severity** error

**Facility** LOG\_NEWS

---

### L2TPD\_SESSION\_IFL\_CLI\_TREE\_ALLOC

---

**System Log Message** Unable to allocate memory for session tree for interface *interface-name*

**Description** The Layer 2 Tunneling Protocol process (l2tpd) maintains a copy of the Junos configuration database in memory. It could not allocate memory for a command-line interface (CLI)-specific session tree structure for the indicated logical interface.

**Type** Error: An error occurred

**Severity** error

**Facility** LOG\_NEWS

---

### L2TPD\_SESSION\_IFL\_DELETED

---

**System Log Message** *function-name*: interface *interface-name* is deleted

**Description** The Layer 2 Tunneling Protocol process (l2tpd) detected that the configuration information for the indicated logical interface was deleted for a session.

**Type** Error: An error occurred

**Severity** error

**Facility** LOG\_NEWS

---

### L2TPD\_SESSION\_IFL\_DELETE\_FAILED

---

**System Log Message** *function-name*: unable to delete session *identifier* from interface *interface-name*

**Description** The Layer 2 Tunneling Protocol process (l2tpd) could not delete information about a session from the configuration information for a logical interface.

**Type** Error: An error occurred

**Severity** error

**Facility** LOG\_NEWS

---

### L2TPD\_SESSION\_IFL\_GET\_FAILED

---

**System Log Message** *function-name*: unable to find interface *interface-name*

**Description** The Layer 2 Tunneling Protocol process (l2tpd) could not retrieve configuration information about the indicated logical interface, to which it was going to add session information.

**Type** Error: An error occurred

**Severity** error

**Facility** LOG\_NEWS

---

### L2TPD\_SESSION\_IFL\_NOT\_EQUAL

---

**System Log Message** *function-name*: interface *interface-name* not equal

**Description** The Layer 2 Tunneling Protocol process (l2tpd) could not add a session for the indicated logical interface.

**Type** Error: An error occurred

**Severity** error

**Facility** LOG\_NEWS

---

### L2TPD\_SESSION\_IFL\_NOT\_FOUND

---

**System Log Message** Unable to find interface *interface-name* (L2TP tunnel *tunnel-id*, session *session-id*)

**Description** The Layer 2 Tunneling Protocol process (l2tpd) could not find the indicated logical interface corresponding to the indicated tunnel and session.

**Type** Error: An error occurred

**Severity** error

**Facility** LOG\_NEWS

---

### L2TPD\_SESSION\_IFL\_OCCUPIED

---

**System Log Message** *function-name*: interface *interface-name* already has associated session (*value1/value2*)

**Description** The Layer 2 Tunneling Protocol process (l2tpd) determined that the indicated logical interface already had an associated session.

**Type** Error: An error occurred

**Severity** error  
**Facility** LOG\_NEWS

---

### L2TPD\_SESSION\_IFL\_REMOVE\_FAILED

---

**System Log Message** Unable to remove L2TP tunnel *tunnel-id*, session *session-id* from logical interface (errno *error-code*)

**Description** The Layer 2 Tunneling Protocol process (l2tpd) could not remove information about the indicated tunnel and session from the record it maintains for a logical interface.

**Type** Error: An error occurred  
**Severity** error  
**Facility** LOG\_NEWS

---

### L2TPD\_SESSION\_INVALID\_PEER\_IP

---

**System Log Message** Invalid peer address *peer-address* in IPCP UP (L2TP tunnel *tunnel-id*, session *session-id*); closing session

**Description** The Layer 2 Tunneling Protocol process (l2tpd) received an IP Control Protocol (IPCP) 'UP' message for the indicated tunnel and session that included the indicated IP address for a peer. The address was invalid, and the l2tpd process started closing down the session.

**Type** Error: An error occurred  
**Severity** error  
**Facility** LOG\_NEWS

---

### L2TPD\_SESSION\_IP\_DUPLICATE

---

**System Log Message** IP address *peer-address/prefix-length* (*vrf*) already used in other session (L2TP tunnel *tunnel-id*, session *session-id*); closing session

**Description** The Layer 2 Tunneling Protocol process (l2tpd) received an IP Control Protocol (IPCP) 'UP' message for the indicated tunnel and session that included the indicated IP address for a peer. The address was already used by another session, and the l2tpd process started closing down the session.

**Type** Error: An error occurred  
**Severity** error  
**Facility** LOG\_NEWS

---

### L2TPD\_SESSION\_ROUTE\_ADD\_FAILED

---

**System Log Message** Unable to add PPP route (L2TP tunnel *tunnel-id*, session *session-id*, errno *error-code*)

**Description** The Layer 2 Tunneling Protocol process (l2tpd) could not add a Point-to-Point Protocol (PPP) route for the indicated tunnel and session.

**Type** Error: An error occurred  
**Severity** error  
**Facility** LOG\_NEWS

---

### L2TPD\_SESSION\_RT\_TBL\_NOT\_FOUND

---

**System Log Message** Unable to find route table *table-id* for interface *interface-name* (L2TP tunnel *tunnel-id*, session *session-id*)

**Description** The Layer 2 Tunneling Protocol process (l2tpd) could not retrieve the indicated routing table associated with the indicated logical interface in the indicated tunnel and session.

**Type** Error: An error occurred  
**Severity** error  
**Facility** LOG\_NEWS

---

### L2TPD\_SESSION\_TUNNEL\_ID\_MISMATCH

---

**System Log Message** Tunnel ID *tunnel-id* in message does not match L2TP tunnel *l2tp-tunnel-id*, session *session-id*

**Description** The Layer 2 Tunneling Protocol process (l2tpd) received a message with the indicated tunnel identifier, which did not match the identifier stored for the indicated tunnel and session.

**Type** Error: An error occurred  
**Severity** error  
**Facility** LOG\_NEWS

---

### L2TPD\_SETSOCKOPT\_FAILED

---

**System Log Message** setsockopt() failed *operation: error-message*

**Description** The Layer 2 Tunneling Protocol process (l2tpd) could not set socket options during the indicated operation.

**Type** Error: An error occurred  
**Severity** error  
**Facility** LOG\_NEWS

---

### L2TPD\_SET\_ASYNC\_CONTEXT

---

**System Log Message** Unable to set asynchronous context (errno *error-code*)

**Description** The Layer 2 Tunneling Protocol process (l2tpd) could not set asynchronous context for a routing socket connection, which it uses to communicate with the Junos operating system kernel.

**Type** Error: An error occurred

**Severity** error  
**Facility** LOG\_NEWS

---

## L2TPD\_SHOW\_MULTILINK

---

**System Log Message** Detail level *level* is not supported by 'show services l2tp multilink' command

**Description** The 'show services l2tp multilink' command was issued with the indicated option to specify the amount of information to return, but the command does not support that option.

**Type** Error: An error occurred

**Severity** error

**Facility** LOG\_NEWS

---

## L2TPD\_SHOW\_SESSION

---

**System Log Message** Detail level *level* is not supported by 'show services l2tp session' command

**Description** The 'show services l2tp session' command was issued with the indicated option to specify the amount of information to return, but the command does not support that option.

**Type** Error: An error occurred

**Severity** error

**Facility** LOG\_NEWS

---

## L2TPD\_SHOW\_TUNNEL

---

**System Log Message** Detail level *level* is not supported by 'show services l2tp tunnel' command

**Description** The 'show services l2tp tunnel' command was issued with the indicated option to specify the amount of information to return, but the command does not support that option.

**Type** Error: An error occurred

**Severity** error

**Facility** LOG\_NEWS

---

## L2TPD\_SOCKET\_FAILED

---

**System Log Message** socket() failed *operation: error-message*

**Description** The Layer 2 Tunneling Protocol process (l2tpd) could not open socket during the indicated operation.

**Type** Error: An error occurred

**Severity** error

**Facility** LOG\_NEWS

## L2TPD\_SUBUNIT\_ROUTE\_ALLOC\_FAILED

---

<b>System Log Message</b>	Unable to allocate L2TP route (tunnel <i>tunnel-id</i> , session <i>session-id</i> )
<b>Description</b>	The Layer 2 Tunneling Protocol process (l2tpd) could not allocate a subunit route record for the indicated tunnel and session.
<b>Type</b>	Error: An error occurred
<b>Severity</b>	error
<b>Facility</b>	LOG_NEWS

## L2TPD\_TRACE\_FILE\_OPEN\_FAILED

---

<b>System Log Message</b>	Unable to open trace file: <i>error-message</i>
<b>Description</b>	The Layer 2 Tunneling Protocol process (l2tpd) could not open its trace file.
<b>Type</b>	Error: An error occurred
<b>Severity</b>	error
<b>Facility</b>	LOG_NEWS

## L2TPD\_TUNNEL\_CFG\_ADD\_FAILED

---

<b>System Log Message</b>	Unable to add L2TP tunnel <i>tunnel-id</i> to PIC configuration (errno <i>error-code</i> )
<b>Description</b>	The Layer 2 Tunneling Protocol process (l2tpd) maintains a copy of the Junos configuration database in memory. It could not add information about the indicated tunnel to the in-memory configuration for the PIC.
<b>Type</b>	Error: An error occurred
<b>Severity</b>	error
<b>Facility</b>	LOG_NEWS

## L2TPD\_TUNNEL\_CFG\_ADD\_INV\_ADDR

---

<b>System Log Message</b>	Unable to add L2TP tunnel <i>tunnel-id</i> to PIC configuration: address invalid
<b>Description</b>	The Layer 2 Tunneling Protocol process (l2tpd) maintains a copy of the Junos configuration database in memory. It could not add information about the indicated tunnel to the in-memory configuration for the PIC, because the local or remote address provided for the tunnel was invalid.
<b>Type</b>	Error: An error occurred
<b>Severity</b>	error
<b>Facility</b>	LOG_NEWS

## L2TPD\_TUNNEL\_CFG\_DELETE\_FAILED

---

<b>System Log Message</b>	Unable to remove L2TP tunnel <i>tunnel-id</i> from PIC configuration
---------------------------	--

**Description** The Layer 2 Tunneling Protocol process (l2tpd) maintains a copy of the Junos configuration database in memory. It could not remove information about the indicated tunnel from the in-memory configuration for the PIC.

**Type** Error: An error occurred

**Severity** error

**Facility** LOG\_NEWS

---

## L2TPD\_TUNNEL\_DELETE\_FAILED

**System Log Message** Unable to delete L2TP tunnel *tunnel-id* (errno *error-code*)

**Description** The Layer 2 Tunneling Protocol process (l2tpd) could not delete information about the indicated tunnel.

**Type** Error: An error occurred

**Severity** error

**Facility** LOG\_NEWS

---

## L2TPD\_TUNNEL\_DEST\_IF\_LOOKUP\_FAIL

**System Log Message** Unable to find destination interface for L2TP tunnel *tunnel-id* remote address: *error-message*

**Description** The Layer 2 Tunneling Protocol process (l2tpd) tried to use route lookup to determine which local logical interface to use to reach the remote end of the indicated tunnel. The attempt failed.

**Type** Error: An error occurred

**Severity** error

**Facility** LOG\_NEWS

---

## L2TPD\_TUNNEL\_GROUP\_ADD\_FAILED

**System Log Message** Unable to create L2TP tunnel group

**Description** The Layer 2 Tunneling Protocol process (l2tpd) could not create a tunnel group.

**Type** Error: An error occurred

**Severity** error

**Facility** LOG\_NEWS

---

## L2TPD\_TUNNEL\_GROUP\_CFG\_ADD\_FAIL

**System Log Message** Unable to add tunnel group *tunnel-group* (service set *service-set*) to configuration for PIC *pic-slot*: *error-message*

**Description** The Layer 2 Tunneling Protocol process (l2tpd) maintains a copy of the Junos configuration database in memory. It could not add information about the indicated tunnel group and service set to the in-memory configuration for the indicated PIC.

**Type** Error: An error occurred

**Severity** error

**Facility** LOG\_NEWS

---

### L2TPD\_TUNNEL\_GROUP\_CFG\_DEL\_FAIL

---

**System Log Message** Unable to delete tunnel group *tunnel-group* (service set *service-set*): *error-code*

**Description** The Layer 2 Tunneling Protocol process (l2tpd) could not delete information about the indicated tunnel group and service set.

**Type** Error: An error occurred

**Severity** error

**Facility** LOG\_NEWS

---

### L2TPD\_TUNNEL\_GROUP\_CREATE\_FAILED

---

**System Log Message** Unable to create L2TP module for tunnel group *address*

**Description** The Layer 2 Tunneling Protocol process (l2tpd) could not create the indicated protocol tunnel group.

**Type** Error: An error occurred

**Severity** error

**Facility** LOG\_NEWS

---

### L2TPD\_TUNNEL\_GROUP\_DELETE\_FAILED

---

**System Log Message** Unable to delete L2TP tunnel group *tunnel-group-id* (errno *error-code*)

**Description** The Layer 2 Tunneling Protocol process (l2tpd) could not delete information about the indicated tunnel group.

**Type** Error: An error occurred

**Severity** error

**Facility** LOG\_NEWS

---

### L2TPD\_TUNNEL\_GROUP\_IDX\_MISMATCH

---

**System Log Message** Tunnel group index *index1* in message does not match index *index2* stored for L2TP tunnel *tunnel-id*

**Description** The Layer 2 Tunneling Protocol process (l2tpd) received a message with the indicated tunnel group index, which did not match the indicated group tunnel index stored for the indicated tunnel.



**Type** Error: An error occurred  
**Severity** error  
**Facility** LOG\_NEWS

---

### L2TPD\_TUNNEL\_GROUP\_RESTART\_FAIL

---

**System Log Message** Unable to restart L2TP module for tunnel group  
**Description** The Layer 2 Tunneling Protocol process (l2tpd) could not restart a protocol tunnel group.

**Type** Error: An error occurred  
**Severity** error  
**Facility** LOG\_NEWS

---

### L2TPD\_USER\_AUTHN\_NOT\_FOUND

---

**System Log Message** Unable to find user profile *username* during PPP authentication  
**Description** The Layer 2 Tunneling Protocol process (l2tpd) could not retrieve the user profile for the indicated username, which it needs for Point-to-Point Protocol (PPP) authentication of a session.

**Type** Error: An error occurred  
**Severity** error  
**Facility** LOG\_NEWS

---

### L2TPD\_USER\_AUTHN\_ORDER\_UNKNOWN

---

**System Log Message** Unknown authentication order *authentication-order* (tunnel *tunnel-id*, session *session-id*)  
**Description** The Layer 2 Tunneling Protocol process (l2tpd) did not recognize the indicated authentication order, which was specified for Point-to-Point (PPP) authentication of the indicated tunnel and session.

**Type** Error: An error occurred  
**Severity** error  
**Facility** LOG\_NEWS

---

### L2TPD\_USER\_AUTHN\_PWD\_NOT\_FOUND

---

**System Log Message** Unable to retrieve password during PPP authentication of user *username*  
**Description** The Layer 2 Tunneling Protocol process (l2tpd) could not retrieve the password for the indicated username, which it needs for Point-to-Point Protocol (PPP) authentication of a session.

**Type** Error: An error occurred  
**Severity** error

**Facility** LOG\_NEWS

## CHAPTER 57

# LACP System Log Messages

This chapter describes messages with the **LACP** prefix. The Link Aggregation Control Protocol (LACP) provides a method to control the bundling of several physical ports together to form a single logical channel. LACP allows a network device to negotiate an automatic bundling of links by sending LACP packets to the peer (directly connected device that also implements LACP).

### LACP\_INTF\_DOWN

---

<b>System Log Message</b>	<i>interface-name</i> : Interface marked down due to lacp timeout on member <i>child-interface-name</i>
<b>Description</b>	The Link Aggregation Control Protocol process (lacpd) experienced timeout hence interface marked down.
<b>Type</b>	Event: This message reports an event, not an error
<b>Severity</b>	notice
<b>Facility</b>	LOG_DAEMON



## CHAPTER 58

# LACPD System Log Messages

This chapter describes messages with the **LACPD** prefix. They are generated by the Link Aggregation Control Protocol (LACPD) process (lacpd), which supports LACP functions for aggregated Ethernet interfaces.

### LACPD\_MEMORY\_ALLOCATION\_FAILED

---

<b>System Log Message</b>	Unable to allocate memory for interface <i>interface-name</i>
<b>Description</b>	The Link Aggregation Control Protocol process (lacpd) could not allocate memory for the indicated interface.
<b>Type</b>	Error: An error occurred
<b>Severity</b>	error
<b>Facility</b>	LOG_DAEMON

### LACPD\_MEMORY\_ALLOCATION\_FAILED

---

<b>System Log Message</b>	Unable to allocate memory for interface <i>interface-name</i>
<b>Description</b>	The Link Aggregation Control Protocol process (lacpd) could not allocate memory for the indicated interface.
<b>Type</b>	Error: An error occurred
<b>Severity</b>	error
<b>Facility</b>	LOG_DAEMON

### LACPD\_TIMEOUT

---

<b>System Log Message</b>	<i>error-message</i> : lacp current while timer expired current Receive State: CURRENT
<b>Description</b>	The Link Aggregation Control Protocol process (lacpd) experienced timeout hence Receive State will change from Current to Expired/Defaulted.
<b>Type</b>	Event: This message reports an event, not an error
<b>Severity</b>	notice
<b>Facility</b>	LOG_DAEMON



## CHAPTER 59

# LFMD System Log Messages

This chapter describes messages with the **LFMD** prefix. They are generated by the link-fault management process (lfmd), which supports Operation, Administration, and Maintenance (OAM) functions that are defined in the Institute of Electrical and Electronics Engineers (IEEE) 802.3ah standard for Ethernet interfaces.

### LFMD\_RT SOCK\_OPEN\_FAILED

---

<b>System Log Message</b>	Unable to open synchronous routing socket: <i>error-message</i>
<b>Description</b>	The Ethernet Operation, Administration and Management link-fault management process (lfmd) could not open a routing socket to create a connection.
<b>Type</b>	Error: An error occurred
<b>Severity</b>	error
<b>Facility</b>	LOG_AUTH





## CHAPTER 60

# LIBJNX System Log Messages

This chapter describes messages with the **LIBJNX** prefix. They are generated by processes that call routines in the libjuniper library, which includes routines for creating and managing child processes, parsing machine and interface addresses, tracing, file I/O, and other functions.

### LIBJNX\_SNMP\_ENGINE\_FILE\_FAILURE

---

<b>System Log Message</b>	<i>function-name: operation: operation filename: error-message</i>
<b>Description</b>	A Junos process could not perform the indicated operation on the indicated SNMP engine data file.
<b>Type</b>	Error: An error occurred
<b>Severity</b>	critical
<b>Facility</b>	ANY
<b>Cause</b>	An internal software failure occurred.
<b>Action</b>	Contact your technical support representative. For more information, see <a href="#">KB18952</a> .



## CHAPTER 61

# LIBJSNMP System Log Messages

This chapter describes messages with the **LIBJSNMP** prefix. They are generated by the `libjsnmp` process.

### LIBJSNMP\_CTX\_FAILURE

---

<b>System Log Message</b>	<code>snmp_ms_trap_api</code> return <i>argument</i>
<b>Description</b>	Sub-agents SNMP context either too long or of zero size
<b>Type</b>	Error: An error occurred
<b>Severity</b>	error
<b>Facility</b>	ANY
<b>Cause</b>	An internal software failure occurred.
<b>Action</b>	Contact your technical support representative.

### LIBJSNMP\_IPC\_ERROR

---

<b>System Log Message</b>	<i>argument: sock:port</i> (type: <i>port-type</i> )
<b>Description</b>	Error in SNMP related IPC messages size mismatch, corruption or memory failure
<b>Type</b>	Error: An error occurred
<b>Severity</b>	error
<b>Facility</b>	ANY
<b>Cause</b>	An internal software failure occurred.
<b>Action</b>	Contact your technical support representative.

### LIBJSNMP\_IPC\_READ\_ERROR

---

<b>System Log Message</b>	Unable to read <i>inbound-bytes</i> bytes: <i>sock: port</i> (type: <i>port-type</i> )
<b>Description</b>	Error in reading IPC messages during SNMP related messaging

<b>Type</b>	Error: An error occurred
<b>Severity</b>	error
<b>Facility</b>	ANY
<b>Cause</b>	An internal software failure occurred.
<b>Action</b>	Contact your technical support representative.

---

## LIBJSNMP\_MTHD\_API\_UNKNOWN\_TYPE

---

<b>System Log Message</b>	unknown oev type: <i>tag-type</i>
<b>Description</b>	Internal error - Unknown SNMP object indexing type
<b>Type</b>	Error: An error occurred
<b>Severity</b>	error
<b>Facility</b>	ANY
<b>Cause</b>	An internal software failure occurred.
<b>Action</b>	Contact your technical support representative.

---

## LIBJSNMP\_NS\_LOG\_CRIT

---

<b>System Log Message</b>	CRIT: <i>argument</i>
<b>Description</b>	Logs for SNMP critical message
<b>Type</b>	Error: An error occurred
<b>Severity</b>	critical
<b>Facility</b>	ANY
<b>Cause</b>	An internal software failure occurred.
<b>Action</b>	Contact your technical support representative.

---

## LIBJSNMP\_NS\_LOG\_EMERG

---

<b>System Log Message</b>	EMERG: <i>argument</i>
<b>Description</b>	SNMP errors with LOG_EMERG as severity
<b>Type</b>	Error: An error occurred
<b>Severity</b>	emergency
<b>Facility</b>	ANY
<b>Cause</b>	An internal software failure occurred.

**Action**    Contact your technical support representative. For more information, see [KB18955](#).

### LIBSNMP\_NS\_LOG\_ERR

---

**System Log Message**    ERR: *argument*

**Description**    SNMP errors with LOG\_ERR as severity

**Type**    Error: An error occurred

**Severity**    error

**Facility**    ANY

**Cause**    An internal software failure occurred.

**Action**    Contact your technical support representative.

### LIBSNMP\_OID\_GEN\_FAILED

---

**System Log Message**    Unable to generate OID: *object-name (system-error-message)*

**Description**    Unable to translate SNMP object string to OID

**Type**    Error: An error occurred

**Severity**    error

**Facility**    ANY

**Cause**    An internal software failure occurred.

**Action**    Contact your technical support representative.

### LIBSNMP\_READ\_LEN\_ERR

---

**System Log Message**    error *error-code* reading routing socket

**Description**    Failure while reading rtsocket for SNMP related operation

**Type**    Error: An error occurred

**Severity**    error

**Facility**    ANY

**Cause**    An internal software failure occurred.

**Action**    Contact your technical support representative.

### LIBSNMP\_RTMSIZE\_MISMATCH\_ERR

---

**System Log Message**    routing socket msg size *argument* of *argument1* (call buf = *argument2*)

<b>Description</b>	Error in message length while reading rtsocket for SNMP related operation
<b>Type</b>	Error: An error occurred
<b>Severity</b>	error
<b>Facility</b>	ANY
<b>Cause</b>	An internal software failure occurred.
<b>Action</b>	Contact your technical support representative.

---

### LIBJSNMP\_SMS\_HDR\_ERR

---

<b>System Log Message</b>	problem with hdr size ( <i>record-size</i> ) or msg size ( <i>size</i> )
<b>Description</b>	Discrepancy in sub-agent message length and header size
<b>Type</b>	Error: An error occurred
<b>Severity</b>	error
<b>Facility</b>	ANY
<b>Cause</b>	An internal software failure occurred.
<b>Action</b>	Contact your technical support representative.

---

### LIBJSNMP\_SMS\_MSG\_ERR

---

<b>System Log Message</b>	received <i>received-value</i> bytes, expected <i>expected-value</i> bytes
<b>Description</b>	Various discrepancies in sub-agent message lengths. SNMP Message errors
<b>Type</b>	Error: An error occurred
<b>Severity</b>	error
<b>Facility</b>	ANY
<b>Cause</b>	An internal software failure occurred.
<b>Action</b>	Contact your technical support representative.

---

### LIBJSNMP\_SOCKET\_OPEN\_ERR

---

<b>System Log Message</b>	routing socket open error <i>argument</i>
<b>Description</b>	Failure in opening routing socket
<b>Type</b>	Error: An error occurred
<b>Severity</b>	error
<b>Facility</b>	ANY

**Cause** An internal software failure occurred.

**Action** Contact your technical support representative.

---

## LIBSNMP\_SOCKET\_VER\_MISMATCH

---

**System Log Message** routing socket version mismatch

**Description** Routing socket version mismatch between kernel and application

**Type** Error: An error occurred

**Severity** error

**Facility** ANY

**Cause** An internal software failure occurred.

**Action** Contact your technical support representative.

---

## LIBSNMP\_TRAP\_API\_FAILURE

---

**System Log Message** *function-name: Trap API: argument argument1*

**Description** Misc. error while creating SNMP traps

**Type** Error: An error occurred

**Severity** error

**Facility** ANY

**Cause** An internal software failure occurred.

**Action** Contact your technical support representative.

---

## LIBSNMP\_TRAP\_UTILS\_ERR

---

**System Log Message** unknown trap object: *object-name*

**Description** Trying to send invalid object as varbind while creating SNMP traps

**Type** Error: An error occurred

**Severity** error

**Facility** ANY

**Cause** An internal software failure occurred.

**Action** Contact your technical support representative.





## CHAPTER 62

# LIBMSRPC System Log Messages

This chapter describes messages with the **LIBMSRPC** prefix. They are generated by the mspinfo process, which is responsible for RPC communication between the Routing Engine (RE) and the Multiservices PICs.

### LIBMSRPC\_CLIENT\_INIT\_FAILED

---

<b>System Log Message</b>	Can't create msrpc client: <i>error-message</i>
<b>Description</b>	A Junos process (mspinfo) could not establish initialization of the RPC client.
<b>Type</b>	Error: An error occurred
<b>Severity</b>	error
<b>Facility</b>	ANY
<b>Cause</b>	Possible reasons: process is out of memory
<b>Action</b>	Contact your technical support representative. For more information, see <a href="#">KB18956</a> .

### LIBMSRPC\_CLIENT\_KCOM\_FAILED

---

<b>System Log Message</b>	Can't initialize kcom for msrpc client: <i>error-message</i>
<b>Description</b>	A Junos process (mspinfo) could not establish initialization of the kcom subsystem.
<b>Type</b>	Error: An error occurred
<b>Severity</b>	error
<b>Facility</b>	ANY
<b>Cause</b>	Possible reasons: can't initialize kcom services.
<b>Action</b>	Contact your technical support representative. For more information, see <a href="#">KB18957</a> .

### LIBMSRPC\_CLIENT\_KCOM\_NO\_IF

---

<b>System Log Message</b>	No active extension-provider interfaces
---------------------------	---

<b>Description</b>	A Junos process (mspinfo) could not find any configured and active extension-provider interfaces.
<b>Type</b>	Error: An error occurred
<b>Severity</b>	notice
<b>Facility</b>	ANY
<b>Cause</b>	Possible reasons: can't initialize kcom services.
<b>Action</b>	Contact your technical support representative. For more information, see <a href="#">KB18958</a> .

---

## LIBMSRPC\_CLIENT\_NO\_CONNECTION

---

<b>System Log Message</b>	Failed connecting <i>fpc=fpc-slot, pic=pic-slot</i>
<b>Description</b>	Remote execution of the command given from the RE to the PIC failed, can not connect to the PIC.
<b>Type</b>	Error: An error occurred
<b>Severity</b>	notice
<b>Facility</b>	ANY
<b>Cause</b>	Possible reasons: a)PIC appears online but is not responding b)msrpc server is not running on the PIC.
<b>Action</b>	Contact your technical support representative. For more information, see <a href="#">KB18959</a> .

---

## LIBMSRPC\_CLIENT\_NO\_REPLY

---

<b>System Log Message</b>	Error executing " <i>command</i> ": no reply from the PIC
<b>Description</b>	Remote execution of the command given from the RE to the PIC failed, no reply from the PIC.
<b>Type</b>	Error: An error occurred
<b>Severity</b>	notice
<b>Facility</b>	ANY
<b>Cause</b>	Possible reasons: a)wrong command b)insufficient permissions c)wrong arguments d)PIC appears online but is not responding e)msrpc server is not running on the PIC.
<b>Action</b>	Contact your technical support representative. For more information, see <a href="#">KB18960</a> .

---

## LIBMSRPC\_CLIENT\_PIC\_DOWN

---

<b>System Log Message</b>	Interface <i>interface-name</i> is down
<b>Description</b>	Remote execution of the command given from the RE to the PIC failed, the PIC is down.

<b>Type</b>	Error: An error occurred
<b>Severity</b>	error
<b>Facility</b>	ANY
<b>Cause</b>	Possible reasons: the given PIC is not responding and/or is offline.
<b>Action</b>	Contact your technical support representative. For more information, see <a href="#">KB18961</a> .

---

## LIBMSPRPC\_CLIENT\_WRONG\_OUTPUT

---

<b>System Log Message</b>	Error executing " <i>command</i> ": output length exceeds <i>correct-length</i> characters
<b>Description</b>	Remote execution of the command given from the RE to the PIC failed, PIC returned unexpected output.
<b>Type</b>	Error: An error occurred
<b>Severity</b>	notice
<b>Facility</b>	ANY
<b>Cause</b>	Possible reasons: a)wrong command b)wrong arguments.
<b>Action</b>	Contact your technical support representative. For more information, see <a href="#">KB18962</a> .



## CHAPTER 63

# LICENSE System Log Messages

This chapter describes messages with the **LICENSE** prefix. They are generated by processes that call routines in the liblicense library, which provide software license management functions on a routing platform.

### LICENSE\_CONNECT\_FAILURE

---

<b>System Log Message</b>	Connection could not be set up: <i>error-message</i>
<b>Description</b>	The indicated error occurred because a connection to the license-check process was not established.
<b>Type</b>	Error: An error occurred
<b>Severity</b>	error
<b>Facility</b>	ANY

### LICENSE\_CONN\_TO\_LI\_CHECK\_FAILURE

---

<b>System Log Message</b>	Process could not connect to license-check in <i>maximum-value</i> tries; giving up
<b>Description</b>	The indicated process failed to connect to the license-check process after the indicated maximum tries.
<b>Type</b>	Error: An error occurred
<b>Severity</b>	error
<b>Facility</b>	ANY

### LICENSE\_CONN\_TO\_LI\_CHECK\_SUCCESS

---

<b>System Log Message</b>	Connected to license-check
<b>Description</b>	The indicated process successfully connected to the license-check process.
<b>Type</b>	Event: This message reports an event, not an error
<b>Severity</b>	info
<b>Facility</b>	ANY

## LICENSE\_EXPIRED

---

<b>System Log Message</b>	License for feature <i>feature-name(feature-id)</i> expired
<b>Description</b>	The time-based license for the indicated feature expired. The feature remains inactive until a new license is installed.
<b>Type</b>	Event: This message reports an event, not an error
<b>Severity</b>	alert
<b>Facility</b>	LOG_DAEMON
<b>Action</b>	For more information, see <a href="#">KB18966</a> .

## LICENSE\_EXPIRED\_KEY\_DELETED

---

<b>System Log Message</b>	License key " <i>filename</i> " has expired.
<b>Description</b>	The indicated license-key has been removed from the file-system.
<b>Type</b>	Event: This message reports an event, not an error
<b>Severity</b>	notice
<b>Facility</b>	ANY

## LICENSE\_GRACE\_PERIOD\_APPROACHING

---

<b>System Log Message</b>	License grace period for feature <i>feature-name(feature-id)</i> will expire in <i>time</i>
<b>Description</b>	The indicated amount of time remained before the license grace period for the indicated feature would expire. If a new license was not installed within that time, the feature became inactive.
<b>Type</b>	Event: This message reports an event, not an error
<b>Severity</b>	alert
<b>Facility</b>	LOG_DAEMON
<b>Action</b>	For more information, see <a href="#">KB18967</a> .

## LICENSE\_GRACE\_PERIOD\_EXCEEDED

---

<b>System Log Message</b>	License grace period for feature <i>feature-name(feature-id)</i> will expire in <i>time</i> (limit = <i>maximum-value</i> )
<b>Description</b>	The grace period for a scale license is about to expire. Unless the scale license is upgraded, the license will scale back to the licensed limit once the grace period expires.
<b>Type</b>	Event: This message reports an event, not an error
<b>Severity</b>	alert
<b>Facility</b>	LOG_DAEMON

**Action** For more information, see [KB18968](#).

---

## LICENSE\_GRACE\_PERIOD\_EXPIRED

---

<b>System Log Message</b>	License grace period for feature <i>feature-name(feature-id)</i> has expired
<b>Description</b>	The grace period for a licensable feature has expired. Strict license enforcement will remain active until a new license is installed.
<b>Type</b>	Event: This message reports an event, not an error
<b>Severity</b>	alert
<b>Facility</b>	LOG_DAEMON
<b>Action</b>	For more information, see <a href="#">KB18969</a> .

---

## LICENSE\_LIST\_MANAGEMENT

---

<b>System Log Message</b>	Error occurred for feature <i>feature-name: error-message</i> (system error: <i>system-error-message</i> )
<b>Description</b>	The management process (mgd) could not complete a license management command related to the indicated feature. If a system error is reported, it caused the problem.
<b>Type</b>	Error: An error occurred
<b>Severity</b>	error
<b>Facility</b>	ANY

---

## LICENSE\_NEARING\_EXPIRY

---

<b>System Log Message</b>	License for feature <i>feature-name(feature-id)</i> expires in <i>time</i>
<b>Description</b>	At the time this message was logged, the indicated amount of time remained before the time-based license for the indicated feature would expire. If a new license was not installed within that time, the feature became inactive.
<b>Type</b>	Event: This message reports an event, not an error
<b>Severity</b>	alert
<b>Facility</b>	LOG_DAEMON
<b>Action</b>	For more information, see <a href="#">KB18970</a> .

---

## LICENSE\_READ\_ERROR

---

<b>System Log Message</b>	recvmsg() failed: <i>error-message</i>
<b>Description</b>	The indicated process failed to read an event sent to it, for the indicated reason.
<b>Type</b>	Error: An error occurred
<b>Severity</b>	error

Facility ANY

## LICENSE\_REG\_ERROR

---

**System Log Message** Registration request failed: *current-value*

**Description** The license registration request failed. A request needs to be resent to the license-check process.

**Type** Error: An error occurred

**Severity** error

**Facility** ANY

## LICENSE\_SHM\_ATTACH\_FAILURE

---

**System Log Message** Failed to attach shared memory

**Description** The indicated process failed to attach the shared memory.

**Type** Error: An error occurred

**Severity** error

**Facility** ANY

## LICENSE\_SHM\_CREATE\_FAILURE

---

**System Log Message** Failed to allocate shared memory

**Description** The indicated process failed to allocate the shared memory.

**Type** Error: An error occurred

**Severity** error

**Facility** ANY

## LICENSE\_SHM\_DETACH\_FAILURE

---

**System Log Message** Failed to detach shared memory *error-argument*

**Description** The indicated process failed to release the shared memory.

**Type** Error: An error occurred

**Severity** error

**Facility** ANY

## LICENSE\_SHM\_FILE\_OPEN\_FAILURE

---

**System Log Message** Failed to open the shared memory file *filename*, *errno=error-message*

**Description** The indicated process encountered a system error while attempting to open the shared memory file.



**Type** Error: An error occurred  
**Severity** error  
**Facility** ANY

---

## LICENSE\_SHM\_KEY\_CREATE\_FAILURE

---

**System Log Message** Failed to create key for shared memory from the file *filename*  
**Description** The indicated process encountered a system error while creating an IPC identifier from a pathname.

**Type** Error: An error occurred  
**Severity** error  
**Facility** ANY

---

## LICENSE\_SHM\_SCALE\_READ\_FAILURE

---

**System Log Message** Failed to read license scale usage  
**Description** The indicated process failed to read scale usage data.

**Type** Error: An error occurred  
**Severity** error  
**Facility** ANY

---

## LICENSE\_SHM\_SCALE\_UPDATE\_FAILURE

---

**System Log Message** Failed to update license scale usage  
**Description** The indicated process failed to update scale usage data.

**Type** Error: An error occurred  
**Severity** error  
**Facility** ANY

---

## LICENSE\_SIGNATURE\_VERIFY\_FAILED

---

**System Log Message** Signature verification failed: *error-message*  
**Description** The management process (mgd) could not verify a license because the license's signature was invalid.

**Type** Error: An error occurred  
**Severity** error  
**Facility** ANY

---

## LICENSE\_UNKNOWN\_RESPONSE\_TYPE

---

**System Log Message** unknown message type received: *current-value*

**Description** An unknown response type was received from the license-check process.

**Type** Error: An error occurred

**Severity** error

**Facility** ANY

---

## LICENSE\_VERIFICATION\_FILE\_ERROR

---

**System Log Message** License verification failed for file '*error-message*': *filename* (system error: *system-error-message*)

**Description** The management process (mgd) could not verify the indicated license file because of the indicated internal file-handling error.

**Type** Error: An error occurred

**Severity** error

**Facility** ANY

## CHAPTER 64

# LOGIN System Log Messages

This chapter describes messages with the **LOGIN** prefix. They are generated by the login process (login), which performs authentication for Telnet sessions.

### LOGIN\_ABORTED

---

<b>System Log Message</b>	Client aborted login
<b>Description</b>	A login attempt was cancelled, either by the remote user or in response to a signal.
<b>Type</b>	Event: This message reports an event, not an error
<b>Severity</b>	info
<b>Facility</b>	LOG_AUTH

### LOGIN\_ATTEMPTS\_THRESHOLD

---

<b>System Log Message</b>	Threshold for unsuccessful authentication attempts ( <i>limit</i> ) reached by user ' <i>username</i> '
<b>Description</b>	The user made too many failed login attempts.
<b>Type</b>	Event: This message reports an event, not an error
<b>Severity</b>	notice
<b>Facility</b>	LOG_AUTH

### LOGIN\_FAILED

---

<b>System Log Message</b>	Login failed for user <i>username</i> from host <i>source-address</i>
<b>Description</b>	A login attempt failed for the indicated username.
<b>Type</b>	Event: This message reports an event, not an error
<b>Severity</b>	notice
<b>Facility</b>	LOG_AUTH

### LOGIN\_FAILED\_LIMIT

---

<b>System Log Message</b>	Specified number of login failures ( <i>limit</i> ) for user ' <i>username</i> ' reached from ' <i>source-address</i> '
<b>Description</b>	Several login attempts failed for the indicated username.

<b>Type</b>	Event: This message reports an event, not an error
<b>Severity</b>	notice
<b>Facility</b>	LOG_AUTH

---

## LOGIN\_FAILED\_SET\_CONTEXT

---

<b>System Log Message</b>	Failed to set context for user <i>username</i>
<b>Description</b>	The login process (login) could not set login context properties for the indicated user and cancelled the authentication attempt.
<b>Type</b>	Error: An error occurred
<b>Severity</b>	error
<b>Facility</b>	LOG_AUTH

---

## LOGIN\_FAILED\_SET\_LOGIN

---

<b>System Log Message</b>	Failed to set login ID for user <i>username</i> : <i>error-message</i>
<b>Description</b>	The login process (login) could not assume the user ID of the indicated user and cancelled the authentication attempt.
<b>Type</b>	Error: An error occurred
<b>Severity</b>	error
<b>Facility</b>	LOG_AUTH

---

## LOGIN\_HOSTNAME\_UNRESOLVED

---

<b>System Log Message</b>	Unable to resolve hostname <i>hostname</i> : <i>error-message</i>
<b>Description</b>	The login process (login) could not resolve the indicated remote hostname for the indicated reason.
<b>Type</b>	Error: An error occurred
<b>Severity</b>	error
<b>Facility</b>	LOG_AUTH
<b>Cause</b>	An internal software failure occurred.

---

## LOGIN\_INFORMATION

---

<b>System Log Message</b>	User <i>username</i> logged in from host <i>hostname</i> on device <i>tty-name</i>
<b>Description</b>	The indicated username was authenticated and logged into the shell specified for it in the password file.
<b>Type</b>	Event: This message reports an event, not an error
<b>Severity</b>	info

Facility LOG\_AUTH

---

## LOGIN\_MALFORMED\_USER

---

**System Log Message** Invalid username: *username*

**Description** The indicated username was invalid.

**Type** Event: This message reports an event, not an error

**Severity** info

**Facility** LOG\_AUTH

---

## LOGIN\_PAM\_AUTHENTICATION\_ERROR

---

**System Log Message** Failed password for user *username*

**Description** The login process (login) could not authenticate the indicated user via PAM.

**Type** Event: This message reports an event, not an error

**Severity** error

**Facility** LOG\_AUTH

---

## LOGIN\_PAM\_ERROR

---

**System Log Message** Failure while authenticating user *username*: *error-message*

**Description** The PAM authentication process failed for the indicated username, for the indicated reason.

**Type** Error: An error occurred

**Severity** error

**Facility** LOG\_AUTH

---

## LOGIN\_PAM\_MAX\_RETRIES

---

**System Log Message** Too many retries while authenticating user *username*

**Description** The number of failed PAM authentication attempts for the indicated user exceeded the maximum limit.

**Type** Error: An error occurred

**Severity** error

**Facility** LOG\_AUTH

---

## LOGIN\_PAM\_STOP

---

**System Log Message** Failed to end PAM session: *error-message*

**Description** The login process (login) could not end the PAM authentication session, for the indicated reason.

**Type** Error: An error occurred  
**Severity** error  
**Facility** LOG\_AUTH

---

## LOGIN\_PAM\_USER\_UNKNOWN

---

**System Log Message** Attempt to authenticate unknown user *username*  
**Description** The login process (login) failed to authenticate the indicated user via PAM because the username was unknown.

**Type** Event: This message reports an event, not an error  
**Severity** error  
**Facility** LOG\_AUTH

---

## LOGIN\_PASSWORD\_EXPIRED

---

**System Log Message** Forcing change of expired password for user *username*  
**Description** The password provided for the indicated username was expired and the user was prompted to set a new one.

**Type** Event: This message reports an event, not an error  
**Severity** info  
**Facility** LOG\_AUTH

---

## LOGIN\_REFUSED

---

**System Log Message** Login of user *username* from host *hostname* on device *tty-name* was refused: *reason*  
**Description** A login attempt for the indicated username was rejected for the indicated reason.

**Type** Event: This message reports an event, not an error  
**Severity** notice  
**Facility** LOG\_AUTH

---

## LOGIN\_ROOT

---

**System Log Message** User *username* logged in as root from host *hostname* on device *tty-name*  
**Description** The indicated username was authenticated as a superuser and logged into the shell specified for the root user in the password file.

**Type** Event: This message reports an event, not an error  
**Severity** info  
**Facility** LOG\_AUTH

## LOGIN\_TIMED\_OUT

---

<b>System Log Message</b>	Login attempt timed out after <i>duration</i> seconds
<b>Description</b>	A login attempt failed to complete in the maximum time allowed.
<b>Type</b>	Event: This message reports an event, not an error
<b>Severity</b>	info
<b>Facility</b>	LOG_AUTH





## CHAPTER 65

# LPDFD System Log Messages

This chapter describes messages with the **LPDFD** prefix. They are generated by the local policy decision function process (lpdfd). A policy decision function is a component in the IP multimedia subsystem that controls traffic entering the packet-switched network by allocating or denying IP bearer resources.

### LPDFD\_DYN\_PDB\_OPEN\_FAILED

---

<b>System Log Message</b>	Failed to open profile database: <i>error-message</i>
<b>Description</b>	The local policy decision function process (lpdfd) failed to open the profile database.
<b>Type</b>	Error: An error occurred
<b>Severity</b>	error
<b>Facility</b>	LOG_DAEMON
<b>Action</b>	For more information, see <a href="#">KB18972</a> .

### LPDFD\_DYN\_REGISTER\_FAILED

---

<b>System Log Message</b>	Dynamic config register failed: <i>error-message</i>
<b>Description</b>	The local policy decision function process (lpdfd) failed to register with the dynamic configuration subsystem.
<b>Type</b>	Error: An error occurred
<b>Severity</b>	error
<b>Facility</b>	LOG_DAEMON
<b>Action</b>	For more information, see <a href="#">KB18973</a> .

### LPDFD\_PCONN\_SERVER

---

<b>System Log Message</b>	<i>argument</i> : Cannot retrieve peer info for session. Error: <i>error-message</i>
<b>Description</b>	The local policy decision function process (lpdfd) pconn server failed to initialize
<b>Type</b>	Error: An error occurred

**Severity** error  
**Facility** LOG\_DAEMON

## CHAPTER 66

# LRMUX System Log Messages

This chapter describes messages with the **LRMUX** prefix. They are generated by the logical router multiplexer process (lrmuxd), which manages the multiple instances of the routing protocols process (rpd) on a machine running logical routers.

### LRMUX\_FAILED\_EXEC

---

<b>System Log Message</b>	Failed to exec <i>command</i>
<b>Description</b>	The Logical System Multiplexer process (lrmuxd) issued the exec() system call to start a routing process (rpd) to check the validity of the configuration. The system call failed.
<b>Type</b>	Error: An error occurred
<b>Severity</b>	error
<b>Facility</b>	LOG_DAEMON

### LRMUX\_LRPD\_PID\_LOCK

---

<b>System Log Message</b>	Lock not found on PID file <i>filename</i>
<b>Description</b>	The Logical System Multiplexer process (lrmuxd) could not find a lock for a logical system.
<b>Type</b>	Error: An error occurred
<b>Severity</b>	error
<b>Facility</b>	LOG_DAEMON
<b>Cause</b>	A logical system process (rpd) died.

### LRMUX\_LRPD\_PID\_OPEN

---

<b>System Log Message</b>	Unable to open PID file <i>filename</i>
<b>Description</b>	The Logical System Multiplexer process (lrmuxd) could not open the indicated PID lock file for a logical system process (rpd).
<b>Type</b>	Error: An error occurred
<b>Severity</b>	error
<b>Facility</b>	LOG_DAEMON

## LRMUX\_LRPD\_SEND\_HUP

---

<b>System Log Message</b>	Unable to send signal to PID <i>pid</i>
<b>Description</b>	The Logical System Multiplexer process (lrmuxd) could not forward a SIGHUP signal to a logical system process (rpd).
<b>Type</b>	Error: An error occurred
<b>Severity</b>	error
<b>Facility</b>	LOG_DAEMON

## LRMUX\_PID\_LOCK

---

<b>System Log Message</b>	Unable to lock PID file ' <i>filename</i> '
<b>Description</b>	The Logical System Multiplexer process (lrmuxd) attempted to lock the file that records its process ID (PID), which serves to prevent multiple instances of the lrmuxd process from running simultaneously. The attempt failed.
<b>Type</b>	Error: An error occurred
<b>Severity</b>	error
<b>Facility</b>	LOG_DAEMON

## CHAPTER 67

# LSYSD System Log Messages

This chapter describes messages with the **LSYSD** prefix. They are generated by the logical system process (lsysd), which handles logical systems on devices running Junos OS.

### LSYSD\_CFG\_RD\_FAILED

---

<b>System Log Message</b>	lsysd could not successfully read/parse configuration db
<b>Description</b>	The logical system process (lsysd) tried to read configurations when daemon restarts, it fails here for whatever reason
<b>Type</b>	Error: An error occurred
<b>Severity</b>	error
<b>Facility</b>	LOG_DAEMON

### LSYSD\_INIT\_FAILED

---

<b>System Log Message</b>	lsysd failed to register or open rtsock
<b>Description</b>	The logical system process (lsysd) did not initialize, because it could not make rtsock connection.
<b>Type</b>	Error: An error occurred
<b>Severity</b>	error
<b>Facility</b>	LOG_DAEMON

### LSYSD\_LICENSE\_INIT\_FAILED

---

<b>System Log Message</b>	lsysd license control feature failed
<b>Description</b>	The logical system process (lsysd) license feature failed because it could not register to license library.
<b>Type</b>	Error: An error occurred
<b>Severity</b>	error
<b>Facility</b>	LOG_DAEMON

## LSYSD\_SEC\_NODE\_COMP\_SYNC\_FAILED

---

<b>System Log Message</b>	Could not sync their state on backup RE
<b>Description</b>	One or more subcomponents of the logical system daemon (lsysd) failed to synchronize their state when the lsysd restarted on secondary mode.
<b>Type</b>	Error: An error occurred
<b>Severity</b>	error
<b>Facility</b>	LOG_DAEMON

## CHAPTER 68

# MCSN System Log Messages

This chapter describes messages with the **MCSN** prefix. They are generated by the multicast snooping process (mcsnoopd), which enables a Layer 2 device to examine the content of Layer 3 packets to determine which actions to perform.

### MCSN\_ABORT

---

<b>System Log Message</b>	abort <i>executable-name</i> [ <i>pid</i> ] version <i>version</i> built by <i>builder</i> on <i>date</i> : <i>error-message</i>
<b>Description</b>	The multicast snooping process (mcsnoopd) terminated because of an internal error.
<b>Type</b>	Error: An error occurred
<b>Severity</b>	error
<b>Facility</b>	LOG_DAEMON
<b>Action</b>	Examine the messages that immediately follow this message in the system log for information about possible causes.
<b>Cause</b>	An internal software failure occurred.

### MCSN\_ACTIVE\_TERMINATE

---

<b>System Log Message</b>	Exiting with active tasks: <i>task-name</i>
<b>Description</b>	After receiving multiple termination requests, the multicast snooping process (mcsnoopd) exited without performing the indicated cleanup tasks.
<b>Type</b>	Event: This message reports an event, not an error
<b>Severity</b>	notice
<b>Facility</b>	LOG_DAEMON

### MCSN\_ASSERT

---

<b>System Log Message</b>	Assertion failed <i>executable-name</i> [ <i>pid</i> ]: file " <i>source-filename</i> ", line <i>line-number</i> : " <i>message</i> "
<b>Description</b>	The source code for the multicast snooping process (mcsnoopd) includes internal self-consistency checks. A check failed at the indicated line number in the indicated source file, causing the instance of mcsnoopd that was using the indicated binary and

had the indicated process ID (PID) to terminate. The process created a diagnostic core dump for analysis by technical support personnel.

<b>Type</b>	Error: An error occurred
<b>Severity</b>	error
<b>Facility</b>	LOG_DAEMON
<b>Cause</b>	An internal software failure occurred.
<b>Action</b>	Examine the messages that immediately follow this message in the system log for information about possible causes. Contact a technical support representative, and be ready to provide the list of messages and the diagnostic core dump, if requested.

---

## MCSN\_ASSERT\_SOFT

---

<b>System Log Message</b>	Soft assertion failed <i>executable-name</i> [ <i>pid</i> ]: file " <i>source-filename</i> ", line <i>line-number</i> : " <i>message</i> ", daemon continued running
<b>Description</b>	The source code for the multicast snooping process (mcsnoopd) includes internal self-consistency checks. A check failed at the indicated line number in the indicated source file, but the instance of mcsnoopd that was using the indicated binary and had the indicated process ID (PID) continued running. The process created a diagnostic core dump for analysis by technical support personnel.
<b>Type</b>	Error: An error occurred
<b>Severity</b>	error
<b>Facility</b>	LOG_DAEMON
<b>Cause</b>	An internal software failure occurred.
<b>Action</b>	Examine the messages that immediately follow this message in the system log for information about possible causes. Contact a technical support representative, and be ready to provide the list of messages and the diagnostic core dump, if requested.

---

## MCSN\_EXIT

---

<b>System Log Message</b>	Exit <i>executable-name</i> [ <i>pid</i> ] version <i>version</i> built by <i>builder</i> on <i>date</i> , caller <i>address</i>
<b>Description</b>	The multicast snooping process (mcsnoopd) exited, either in response to a user request or because of a system error.
<b>Type</b>	Event: This message reports an event, not an error
<b>Severity</b>	notice
<b>Facility</b>	LOG_DAEMON
<b>Cause</b>	A system resource was unavailable, mcsnoopd did not understand an error, or a user terminated the process.



**Action** Examine the messages that immediately follow this message in the system log for information about possible causes.

---

## MCSN\_SCHED\_CALLBACK\_LONGRUNTIME

---

**System Log Message** *function-name: excessive runtime time during action of module*

**Description** The indicated submodule of the multicast snooping process (mcsnoopd) ran uninterrupted for the indicated period of time, which is considered excessive.

**Type** Event: This message reports an event, not an error

**Severity** warning

**Facility** LOG\_DAEMON

**Cause** The duration was noted because task accounting is enabled. The function might be implemented inefficiently.

---

## MCSN\_SCHED\_CUMULATIVE\_LONGRUNTIME

---

**System Log Message** *function-name: excessive runtime (total of time in count callbacks) after action of module*

**Description** Several submodules of the multicast snooping process (mcsnoopd) ran uninterrupted for the indicated period of time, which is considered excessive.

**Type** Event: This message reports an event, not an error

**Severity** warning

**Facility** LOG\_DAEMON

**Cause** The duration was noted because task accounting is enabled. The function might be implemented inefficiently.

---

## MCSN\_SIGNAL\_TERMINATE

---

**System Log Message** *signal-name* termination signal received

**Description** In response to the indicated termination request, the multicast snooping process (mcsnoopd) terminated adjacencies with neighbors and shut down.

**Type** Event: This message reports an event, not an error

**Severity** notice

**Facility** LOG\_DAEMON

---

## MCSN\_START

---

**System Log Message** *Start executable-name[pid] version version built date*

**Description** The multicast snooping process (mcsnoopd) started.

**Type** Event: This message reports an event, not an error

**Severity** info  
**Facility** LOG\_DAEMON

---

## MCSN\_SYSTEM

---

**System Log Message** *reason: error-message*

**Description** A system call made by the multicast snooping process (mcsnoopd) failed.

**Type** Error: An error occurred

**Severity** error

**Facility** LOG\_DAEMON

**Cause** It is possible that the kernel lacked the resources to fulfill the request. The mcsnoopd process will recover.

---

## MCSN\_TASK\_BEGIN

---

**System Log Message** Commencing routing updates, version *mcsnoopd-version*, built *date* by *builder*

**Description** The multicast snooping process (mcsnoopd) started.

**Type** Event: This message reports an event, not an error

**Severity** notice

**Facility** LOG\_DAEMON

---

## MCSN\_TASK\_CHILDKILLED

---

**System Log Message** *task-name* terminated by SIG*signal-name**core-dump-status*

**Description** While a child process of the multicast snooping process (mcsnoopd) was performing the indicated operation, it terminated in response to the indicated signal.

**Type** Event: This message reports an event, not an error

**Severity** error

**Facility** LOG\_DAEMON

---

## MCSN\_TASK\_CHILDSTOPPED

---

**System Log Message** *task-name* stopped by SIG*signal-name*

**Description** While a child process of the multicast snooping process (mcsnoopd) was performing the indicated operation, it stopped in response to the indicated signal.

**Type** Event: This message reports an event, not an error

**Severity** error

**Facility** LOG\_DAEMON

## MCSN\_TASK\_FORK

---

<b>System Log Message</b>	Unable to fork <i>task-name: error-message</i>
<b>Description</b>	The multicast snooping process failed to create the indicated child process.
<b>Type</b>	Error: An error occurred
<b>Severity</b>	error
<b>Facility</b>	LOG_DAEMON

## MCSN\_TASK\_GETWD

---

<b>System Log Message</b>	getwd: <i>error-message</i>
<b>Description</b>	The getwd() system call made by the multicast snooping process (mcsnoopd) failed.
<b>Type</b>	Error: An error occurred
<b>Severity</b>	error
<b>Facility</b>	LOG_DAEMON
<b>Cause</b>	It is possible that the kernel lacked the resources to fulfill the request. The mcsnoopd process will recover.

## MCSN\_TASK\_MASTERSHIP

---

<b>System Log Message</b>	Assuming mastership
<b>Description</b>	The multicast snooping process (mcsnoopd) became active when the Routing Engine on which it was running assumed mastership.
<b>Type</b>	Event: This message reports an event, not an error
<b>Severity</b>	info
<b>Facility</b>	LOG_DAEMON

## MCSN\_TASK\_NOREINIT

---

<b>System Log Message</b>	Reinitialization not possible
<b>Description</b>	The multicast snooping process (mcsnoopd) failed to reinitialize as requested, because it was running in a state that did not allow reconfiguration.
<b>Type</b>	Error: An error occurred
<b>Severity</b>	error
<b>Facility</b>	LOG_DAEMON

## MCSN\_TASK\_REINIT

---

<b>System Log Message</b>	Reinitializing
---------------------------	----------------

**Description** The multicast snooping process (mcsnoopd) reinitialized.

**Type** Event: This message reports an event, not an error

**Severity** info

**Facility** LOG\_DAEMON

---

## MCSN\_TASK\_SIGNALIGNORE

---

**System Log Message** sigaction(SIG*signal-name*): *error-message*

**Description** The multicast snooping process (mcsnoopd) informed the kernel that it wished to ignore the indicated signal, but the kernel failed to process the request.

**Type** Error: An error occurred

**Severity** error

**Facility** LOG\_DAEMON

## CHAPTER 69

# MCSNOOPD System Log Messages

This chapter describes messages with the **MCSNOOPD** prefix. They are generated by the multicast snooping process (mcsnoopd), which enables a Layer 2 device to examine the content of Layer 3 packets to determine which actions to perform.

### MCSNOOPD\_MGMT\_TIMEOUT

---

<b>System Log Message</b>	Connection to management peer <i>process-name</i> timed out waiting for input
<b>Description</b>	The connection between the snooping process (mcsnoopd) and the indicated management process (mgd) timed out before input arrived from the mgd process.
<b>Type</b>	Error: An error occurred
<b>Severity</b>	warning
<b>Facility</b>	LOG_DAEMON



## CHAPTER 70

# MIB2D System Log Messages

This chapter describes messages with the **MIB2D** prefix. They are generated by the Management Information Base II (MIB II) process (mib2d), which services requests for information gathered and reported by the Simple Network Management Protocol (SNMP).

### MIB2D\_ATM\_ERROR

---

<b>System Log Message</b>	<i>function-name: error-message</i>
<b>Description</b>	The MIB II process (mib2d) could not process ATM-related information.
<b>Type</b>	Error: An error occurred
<b>Severity</b>	error
<b>Facility</b>	LOG_DAEMON
<b>Cause</b>	An internal software failure occurred.
<b>Action</b>	Contact your technical support representative.

### MIB2D\_CONFIG\_CHECK\_FAILED

---

<b>System Log Message</b>	<i>function-name: configuration database has errors</i>
<b>Description</b>	The portion of the candidate configuration related to the MIB II process (mib2d) was checked for validity during a 'commit' operation. The check failed.
<b>Type</b>	Error: An error occurred
<b>Severity</b>	error
<b>Facility</b>	LOG_DAEMON
<b>Cause</b>	The configuration was invalid.
<b>Action</b>	Correct the invalid portion of the configuration as described in the error message on the console.

### MIB2D\_FILE\_OPEN\_FAILURE

---

<b>System Log Message</b>	Unable to open file ' <i>filename</i> ': <i>error-message</i>
---------------------------	---

**Description** The MIB II process (mib2d) could not open the indicated file.

**Type** Error: An error occurred

**Severity** error

**Facility** LOG\_DAEMON

**Cause** An internal software failure occurred.

**Action** Contact your technical support representative.

---

## MIB2D\_IFD\_IFDINDEX\_FAILURE

**System Log Message** Ifd index assigned to *interface-name* changed from *old-value* to *new-value*, removing old interface

**Description** There was a change to the ifd Index assigned to the indicated existing interface.

**Type** Error: An error occurred

**Severity** error

**Facility** LOG\_DAEMON

**Cause** An internal software failure occurred.

**Action** Contact your technical support representative.

---

## MIB2D\_IFD\_IFINDEX\_FAILURE

**System Log Message** SNMP index assigned to *interface-name* changed from *old-value* to *new-value*

**Description** There was a change to the SNMP ifIndex assigned to the indicated existing interface.

**Type** Error: An error occurred

**Severity** error

**Facility** LOG\_DAEMON

**Cause** An internal software failure occurred.

**Action** Contact your technical support representative.

---

## MIB2D\_IFL\_IFINDEX\_FAILURE

**System Log Message** SNMP index assigned to *interface-name.interface-unit* changed from *old-value* to *new-value*

**Description** There was a change to the SNMP ifIndex assigned to the indicated existing interface.

**Type** Error: An error occurred



<b>Severity</b>	error
<b>Facility</b>	LOG_DAEMON
<b>Cause</b>	An internal software failure occurred.
<b>Action</b>	Contact your technical support representative.

---

## MIB2D\_IF\_FLAPPING\_MISSING

---

<b>System Log Message</b>	<i>function-name</i> : interface flapping missing: ifname( <i>interface-name</i> ) old if_anydown_flaps( <i>old-value</i> ) if_anydown_flaps( <i>new-value</i> )
<b>Description</b>	The MIB II process (mib2d) is blocked on the kernel for synchronous message. If there is an interface flap (down and then back up again) in the time mib2d is blocked in the kernel, mib2d will miss asynchronous messages from the kernel about state changes.
<b>Type</b>	Event: This message reports an event, not an error
<b>Severity</b>	notice
<b>Facility</b>	LOG_DAEMON

---

## MIB2D\_KVM\_FAILURE

---

<b>System Log Message</b>	<i>function-name</i> : <i>reason</i> : <i>error-message</i>
<b>Description</b>	A call to the indicated function in the kernel virtual memory library failed.
<b>Type</b>	Error: An error occurred
<b>Severity</b>	error
<b>Facility</b>	LOG_DAEMON
<b>Cause</b>	An internal software failure occurred.
<b>Action</b>	Contact your technical support representative.

---

## MIB2D\_PMON\_OVERLOAD\_CLEARED\_TRAP

---

<b>System Log Message</b>	Overload name: <i>overload-name</i> , interface: <i>interface-name</i>
<b>Description</b>	The MIB II process (mib2d) generated a jnxPMonOverloadCleared trap when it detected the clearing of an overload condition on the indicated monitoring services interface.
<b>Type</b>	Event: This message reports an event, not an error
<b>Severity</b>	warning
<b>Facility</b>	LOG_DAEMON

---

## MIB2D\_PMON\_OVERLOAD\_SET\_TRAP

---

<b>System Log Message</b>	Overload name: <i>overload-name</i> , interface: <i>interface-name</i>
---------------------------	--

**Description** The MIB II process (mib2d) generated a jnxPMonOverloadSet trap when it detected an overload condition on the indicated monitoring services interface.

**Type** Event: This message reports an event, not an error

**Severity** warning

**Facility** LOG\_DAEMON

---

## MIB2D\_RTSLIB\_READ\_FAILURE

**System Log Message** *function-name: failed in operation object-name: index (error-message)*

**Description** A call to the indicated function in the routing socket library failed during the indicated operation on the indicated object.

**Type** Error: An error occurred

**Severity** error

**Facility** LOG\_DAEMON

**Cause** An internal software failure occurred.

**Action** Contact your technical support representative. For more information, see [KB18978](#).

---

## MIB2D\_RTSLIB\_SEQ\_MISMATCH

**System Log Message** *function-name: sequence mismatch (expected-value, received-value), resyncing*

**Description** The indicated function in the routing socket library detected a sequence number mismatch. The MIB II process (mib2d) will resynchronize its data with the Junos kernel.

**Type** Event: This message reports an event, not an error

**Severity** info

**Facility** LOG\_DAEMON

---

## MIB2D\_SNMP\_INDEX\_ASSIGN

**System Log Message** *function-name: reason snmpid(snmp-interface-index)  
ifname(interface-name.interface-unit)*

**Description** MIB2D can not assign snmp index for each interface.

**Type** Error: An error occurred

**Severity** error

**Facility** LOG\_DAEMON

**Cause** An internal software failure occurred.

**Action** Contact your technical support representative. For more information, see [KB18979](#).

## MIB2D\_SNMP\_INDEX\_DUPLICATE

---

<b>System Log Message</b>	<i>function-name: duplicate snmpid(<i>snmp-interface-index</i>) old ifname(<i>interface-name.interface-unit</i>) new ifname(<i>new-interface-name.kernel-interface-unit</i>)</i>
<b>Description</b>	The SNMP index for first interface name was assigned the same SNMP index as second interface name.
<b>Type</b>	Error: An error occurred
<b>Severity</b>	emergency
<b>Facility</b>	LOG_DAEMON
<b>Cause</b>	An internal software failure occurred.
<b>Action</b>	Contact your technical support representative. For more information, see <a href="#">KB18980</a> .

## MIB2D\_SNMP\_INDEX\_UPDATE\_STAT

---

<b>System Log Message</b>	<i>function-name reason filename</i>
<b>Description</b>	MIB2D can not get the status of SNMP index file
<b>Type</b>	Error: An error occurred
<b>Severity</b>	error
<b>Facility</b>	LOG_DAEMON
<b>Cause</b>	An internal software failure occurred.
<b>Action</b>	Contact your technical support representative. For more information, see <a href="#">KB18981</a> .

## MIB2D\_SNMP\_INDEX\_WRITE

---

<b>System Log Message</b>	<i>function-name: reason filename</i>
<b>Description</b>	MIB2D can not write into a file containing all the indices
<b>Type</b>	Error: An error occurred
<b>Severity</b>	error
<b>Facility</b>	LOG_DAEMON
<b>Cause</b>	An internal software failure occurred.
<b>Action</b>	Contact your technical support representative. For more information, see <a href="#">KB18982</a> .

## MIB2D\_SYSCTL\_FAILURE

---

<b>System Log Message</b>	<i>function-name: sysctl type failed: error-message</i>
---------------------------	---

**Description** A request to the Junos kernel for system data failed.

**Type** Error: An error occurred

**Severity** error

**Facility** LOG\_DAEMON

**Cause** An internal software failure occurred.

**Action** Contact your technical support representative.

---

## MIB2D\_TRAP\_HEADER\_FAILURE

---

**System Log Message** *function-name: trap\_request\_header failed*

**Description** The MIB II process (mib2d) could not allocate a trap header.

**Type** Error: An error occurred

**Severity** error

**Facility** LOG\_DAEMON

**Cause** The Routing Engine is low on memory.

**Action** Contact your technical support representative.

---

## MIB2D\_TRAP\_SEND\_FAILURE

---

**System Log Message** *function-name: trap\_request\_send: error-message*

**Description** The MIB II process (mib2d) could not send a trap header.

**Type** Error: An error occurred

**Severity** error

**Facility** LOG\_DAEMON

**Cause** An internal software failure occurred.

**Action** Contact your technical support representative.

## CHAPTER 71

# MPLS\_OAM System Log Messages

This chapter describes messages with the **MPLS\_OAM** prefix. They are generated by the Multiprotocol Label Switching (MPLS) Operation, Administration, and Maintenance (OAM) process (mplsoamd), which supports traceroute operations for LDP label-switched paths (LSPs).

### MPLS\_OAM\_FANOUT\_LIMIT\_REACHED

---

<b>System Log Message</b>	<i>fec-address</i> : traceroute fanout limit was reached
<b>Description</b>	The traceroute fanout limit was reached.
<b>Type</b>	Error: An error occurred
<b>Severity</b>	info
<b>Facility</b>	LOG_DAEMON
<b>Action</b>	Raise the traceroute fanout limit parameter.

### MPLS\_OAM\_INVALID\_SOURCE\_ADDRESS

---

<b>System Log Message</b>	<i>fec-address</i> : source address <i>ip-address</i> is invalid
<b>Description</b>	The traceroute utility is configured to use an invalid source address.
<b>Type</b>	Error: An error occurred
<b>Severity</b>	error
<b>Facility</b>	LOG_DAEMON
<b>Action</b>	Configure traceroute to use a valid source address.

### MPLS\_OAM\_PATH\_LIMIT\_REACHED

---

<b>System Log Message</b>	<i>fec-address</i> : traceroute path limit was reached
<b>Description</b>	The traceroute path limit was reached.
<b>Type</b>	Error: An error occurred
<b>Severity</b>	info

**Facility** LOG\_DAEMON  
**Action** Raise the traceroute path limit parameter.

---

### MPLS\_OAM\_SEND\_FAILED

---

**System Log Message** *fec-address: unable to send probe (error-message)*

**Description** The Multiprotocol Label Switching (MPLS) Operation, Administration, and Maintenance (OAM) process (mplsoamd) could not send a traceroute probe packet.

**Type** Error: An error occurred

**Severity** error

**Facility** LOG\_DAEMON

**Action** Contact your technical support representative.

---

### MPLS\_OAM\_SOCKET\_OPEN\_FAILED

---

**System Log Message** *fec-address: unable to open socket (error-message)*

**Description** The Multiprotocol Label Switching (MPLS) Operation, Administration, and Maintenance (OAM) process (mplsoamd) could not open a socket to initiate a traceroute operation.

**Type** Error: An error occurred

**Severity** error

**Facility** LOG\_DAEMON

**Action** Contact your technical support representative.

---

### MPLS\_OAM\_SOCKET\_SELECT\_FAILED

---

**System Log Message** *fec-address: unable to select socket (error-message)*

**Description** The Multiprotocol Label Switching (MPLS) Operation, Administration, and Maintenance (OAM) process (mplsoamd) could not select a socket to initiate a traceroute operation.

**Type** Error: An error occurred

**Severity** error

**Facility** LOG\_DAEMON

**Action** Contact your technical support representative.

---

### MPLS\_OAM\_TRACEROUTE\_INTERRUPTED

---

**System Log Message** *fec-address: topology update interrupted traceroute*

**Description** A traceroute operation was interrupted by a topology change.

<b>Type</b>	Event: This message reports an event, not an error
<b>Severity</b>	info
<b>Facility</b>	LOG_DAEMON
<b>Action</b>	Wait for the next scheduled traceroute operation.

---

## MPLS\_OAM\_TTL\_EXPIRED

---

<b>System Log Message</b>	<i>fec-address</i> : traceroute TTL limit was reached
<b>Description</b>	The time-to-live (TTL) limit for the traceroute utility was reached.
<b>Type</b>	Error: An error occurred
<b>Severity</b>	info
<b>Facility</b>	LOG_DAEMON
<b>Action</b>	Raise the traceroute TTL limit parameter.

---

## MPLS\_OAM\_UNREACHABLE

---

<b>System Log Message</b>	<i>fec-address</i> : traceroute encountered unreachable node
<b>Description</b>	The traceroute utility encountered a node that does not have a computable destination address. The Multiprotocol Label Switching (MPLS) Operation, Administration, and Maintenance (OAM) process (mplsoamd) therefore could not send a probe to the node.
<b>Type</b>	Error: An error occurred
<b>Severity</b>	info
<b>Facility</b>	LOG_DAEMON
<b>Action</b>	Contact your technical support representative.





## CHAPTER 72

# NEXTHOP System Log Messages

This chapter describes messages with the **NEXTHOP** prefix. They are generated by the process that decides the next hop.

### NEXTHOP\_COMPONENTS\_LIMIT\_REACHED

---

<b>System Log Message</b>	Limit on components reached for flood next hop for routing instance ' <i>routing-instance</i> '
<b>Description</b>	The limit on the number of logical interfaces for a next hop was reached for the indicated routing instance and bridging domain. Only a subset of new interfaces were added to the next hop.
<b>Type</b>	Event: This message reports an event, not an error
<b>Severity</b>	error
<b>Facility</b>	ANY



## CHAPTER 73

# NSD System Log Messages

This chapter describes messages with the **NSD** prefix. They are generated by the network security process (nsd), which manages firewall configuration on routers running Junos OS with enhanced services.

### NSD\_MEMORY\_ALLOC\_FAILED

---

<b>System Log Message</b>	Unable to allocate <i>count</i> bytes of memory
<b>Description</b>	The network security process (nsd) could not allocate the indicated number of bytes of memory.
<b>Type</b>	Error: An error occurred
<b>Severity</b>	error
<b>Facility</b>	LOG_DAEMON
<b>Cause</b>	It is possible that system memory is exhausted.
<b>Action</b>	Increase the amount of RAM in the Routing Engine. For more information, see <a href="#">KB18983</a> .

### NSD\_RESTART\_COMP\_CFG\_READ\_FAILED

---

<b>System Log Message</b>	Subcomponent could not read configuration database
<b>Description</b>	As the network security process (nsd) restarted, one or more of its subcomponents could not read its configuration information from configuration database. The nsd process restarted anyway, and routing performance was not affected.
<b>Type</b>	Error: An error occurred
<b>Severity</b>	error
<b>Facility</b>	LOG_DAEMON

### NSD\_SEC\_NODE\_COMP\_SYNC\_FAILED

---

<b>System Log Message</b>	One or more subcomponents could not sync their state on backup RE
<b>Description</b>	One or more subcomponents of the network security process (nsd) failed to synchronize their state when the nsd restarted on secondary mode.

<b>Type</b>	Error: An error occurred
<b>Severity</b>	error
<b>Facility</b>	LOG_DAEMON
<b>Action</b>	For more information, see <a href="#">KB18984</a> .

## NSTRACED System Log Messages

This chapter describes messages with the **NSTRACED** prefix. They are generated by the USP trace process (nstraced).

### NSTRACED\_MEMORY\_ALLOC\_FAILED

---

<b>System Log Message</b>	Unable to allocate <i>count</i> bytes of memory
<b>Description</b>	The USP trace process (nstraced) could not allocate the indicated number of bytes of memory.
<b>Type</b>	Error: An error occurred
<b>Severity</b>	error
<b>Facility</b>	LOG_DAEMON
<b>Cause</b>	System memory was exhausted.
<b>Action</b>	Increase the amount of RAM in the Routing Engine. For more information, see <a href="#">KB18985</a> .

### NSTRACED\_RESTART\_CFG\_READ\_FAILED

---

<b>System Log Message</b>	Subcomponent could not read configuration database
<b>Description</b>	When the USP trace process (nstraced) restarted, it could not read its configuration information from the configuration database.
<b>Type</b>	Error: An error occurred
<b>Severity</b>	error
<b>Facility</b>	LOG_DAEMON



## CHAPTER 75

# NTPDATE System Log Messages

This chapter describes messages with the **NTPDATE** prefix. They are generated by the Network Time Protocol process (ntpd) process, which regularly synchronizes system time with internet time servers.

### NTPDATE\_TIME\_CHANGED

---

<b>System Log Message</b>	step time offset <i>new-value</i> sec
<b>Description</b>	The ntp service changed the time of day
<b>Type</b>	Error: An error occurred
<b>Severity</b>	info
<b>Facility</b>	ANY





## CHAPTER 76

# NTPD System Log Messages

This chapter describes messages with the **NTPD** prefix. They are generated by the Network Time Protocol process (ntpd) process, which regularly synchronizes system time with internet time servers.

### NTPD\_CHANGED\_TIME

---

<b>System Log Message</b>	time reset <i>rate</i> s
<b>Description</b>	The ntp service changed the time of day
<b>Type</b>	Error: An error occurred
<b>Severity</b>	info
<b>Facility</b>	ANY



## CHAPTER 77

# PFE System Log Messages

This chapter describes messages with the **PFE** prefix. They are generated by the Packet Forwarding Engine controller, which manages packet forwarding functions.

### PFE\_ANALYZER\_CFG\_FAILED

---

<b>System Log Message</b>	Error in Analyzer <i>error-message</i> for index = <i>index</i> error-code = <i>error-code</i>
<b>Description</b>	Error while performing a task. Hence configuration aborted.
<b>Type</b>	Error: An error occurred
<b>Severity</b>	error
<b>Facility</b>	ANY

### PFE\_ANALYZER\_SHIM\_CFG\_FAILED

---

<b>System Log Message</b>	Error in Analyzer <i>error-message</i> for index = <i>index</i> error-code = <i>error-code</i>
<b>Description</b>	Error while programming the chip.
<b>Type</b>	Error: An error occurred
<b>Severity</b>	error
<b>Facility</b>	ANY

### PFE\_ANALYZER\_TABLE\_WRITE\_FAILED

---

<b>System Log Message</b>	<i>index</i> Could not create analyzer <i>error-message</i> table
<b>Description</b>	The Analyzer configuration failed for the ifl index. This could be due to some error condition, as explained in the error strings.
<b>Type</b>	Error: An error occurred
<b>Severity</b>	error
<b>Facility</b>	ANY

### PFE\_ANALYZER\_TASK\_FAILED

---

<b>System Log Message</b>	Following task failed : <i>error-message</i>
---------------------------	--

**Description** Error while performing a task. Hence configuration aborted.

**Type** Error: An error occurred

**Severity** error

**Facility** ANY

---

## PFE\_CBF\_UNSUPPORTED

**System Log Message** Internet Processor I does not support CoS-based forwarding

**Description** The Internet Processor I application-specific integrated circuit (ASIC) does not support class-of-service (CoS)-based forwarding (CBF).

**Type** Event: This message reports an event, not an error

**Severity** warning

**Facility** ANY

---

## PFE\_COS\_B2\_ONE\_CLASS

**System Log Message** COSMAN: classifier *classifier-id-new* for ifl *index* replaces classifier *classifier-id-old* still used

**Description** Only one classifier can be active on a B2-based FPC at any given time.

**Type** Error: An error occurred

**Severity** error

**Facility** ANY

---

## PFE\_COS\_B2\_UNSUPPORTED

**System Log Message** COSMAN: B2 FPC cannot support classifier type *classifier-type-name*

**Description** B2-based FPCs can only handle IP precedence classifiers. They do not support any other classifier.

**Type** Error: An error occurred

**Severity** error

**Facility** ANY

---

## PFE\_FW\_DELETE\_MISMATCH\_ERR

**System Log Message** Instance mismatch for *type (installed-firewall-name != deleted-firewall-name)* ifl *logical-interface-index* family *protocol-family*

**Description** Before a firewall is deleted, it is sanity checked against what is installed in the forwarding topology. A mismatch was detected between the firewall to be deleted and the forwarding topology, and the delete operation was canceled.

**Type** Error: An error occurred

**Severity** error  
**Facility** LOG\_PFE

### PFE\_FW\_IF\_DIALER\_ERR

---

**System Log Message** DFW: output *type (firewall-name)* on ifl *logical-interface-index* rejected, invalid interface

**Description** Firewalls that use the ipsec-sa action to forward traffic to an IP Security (IPSec) security association (SA) cannot be configured on the ES PIC that services the SA. That configuration creates traffic loops within the router and was probably unintended. The problematic filter was automatically removed from the indicated interface.

**Type** Error: An error occurred  
**Severity** error  
**Facility** LOG\_PFE

### PFE\_FW\_IF\_INPUT\_ERR

---

**System Log Message** DFW: input *type (firewall-name)* on ifl *logical-interface-index* rejected, invalid interface

**Description** Firewalls that use the ipsec-sa action to forward traffic to an IP Security (IPSec) security association (SA) cannot be configured on the ES PIC that services the SA. That configuration creates traffic loops within the router and was probably unintended. The problematic firewall was automatically removed from the indicated interface.

**Type** Error: An error occurred  
**Severity** error  
**Facility** LOG\_PFE

### PFE\_FW\_IF\_OUTPUT\_ERR

---

**System Log Message** DFW: output *type (firewall-name)* on ifl *logical-interface-index* rejected, invalid interface

**Description** Firewalls that use the ipsec-sa action to forward traffic to an IP Security (IPSec) security association (SA) cannot be configured on the ES PIC that services the SA. That configuration creates traffic loops within the router and was probably unintended. The problematic firewall was automatically removed from the indicated interface.

**Type** Error: An error occurred  
**Severity** error  
**Facility** LOG\_PFE

### PFE\_FW\_PSF\_DELETE\_MISMATCH\_ERR

---

**System Log Message** Instance mismatch for *type (installed-firewall-name != deleted-firewall-name)* hardware label *index* family *protocol-family*

**Description** Before a postservice firewall is deleted, it is sanity checked against what is installed in the forwarding topology. A mismatch was detected between the firewall to be deleted and the forwarding topology, and the delete operation was canceled.

<b>Type</b>	Error: An error occurred
<b>Severity</b>	error
<b>Facility</b>	LOG_PFE

---

## PFE\_FW\_SYSLOG\_ETH

---

**System Log Message** *FW: interface-name action destination-address source-address protocol-name (count packets)*

**Description** An Ethernet frame matched against a stateless firewall filter with the indicated 'syslog' action (A = Accept, D = Discard, R = Reject).

<b>Type</b>	Event: This message reports an event, not an error
<b>Severity</b>	info
<b>Facility</b>	ANY

---

## PFE\_FW\_SYSLOG\_IP

---

**System Log Message** *FW: interface-name action protocol-name source-address destination-address source-port-or-type destination-port-or-code (count packets)*

**Description** An IP packet matched against a stateless firewall filter with the indicated 'syslog' action (A = Accept, D = Discard, R = Reject).

<b>Type</b>	Event: This message reports an event, not an error
<b>Severity</b>	info
<b>Facility</b>	ANY

---

## PFE\_FW\_SYSLOG\_IP6\_GEN

---

**System Log Message** *FW: interface-name action protocol-name source-address destination-address (count packets)*

**Description** An IP version 6 (IPv6) packet matched against a stateless firewall filter with the indicated 'syslog' action (A = Accept, D = Discard, R = Reject).

<b>Type</b>	Event: This message reports an event, not an error
<b>Severity</b>	info
<b>Facility</b>	ANY

---

## PFE\_FW\_SYSLOG\_IP6\_ICMP

---

**System Log Message** *FW: interface-name action protocol-name source-address destination-address type type code error-code (count packets)*

**Description** An IP version 6 (IPv6) Internet Control Message Protocol (ICMP) packet matched against a stateless firewall filter with the indicated 'syslog' action (A = Accept, D = Discard, R = Reject).

<b>Type</b>	Event: This message reports an event, not an error
<b>Severity</b>	info
<b>Facility</b>	ANY

---

### PFE\_FW\_SYSLOG\_IP6\_TCP\_UDP

---

<b>System Log Message</b>	FW: <i>interface-name action protocol-name source-address destination-address sport:source-port dport:destination-port (count packets)</i>
<b>Description</b>	An IP version 6 (IPv6) Transmission Control Protocol/User Datagram Protocol (TCP/UDP) packet matched against a stateless firewall filter with the indicated 'syslog' action (A = Accept, D = Discard, R = Reject).
<b>Type</b>	Event: This message reports an event, not an error
<b>Severity</b>	info
<b>Facility</b>	ANY

---

### PFE\_MGCP\_MEM\_INIT\_FAILED

---

<b>System Log Message</b>	Failed to create memory pool for <i>error-message</i>
<b>Description</b>	Failed to initialize the MGCP memory pool.
<b>Type</b>	Error: An error occurred
<b>Severity</b>	error
<b>Facility</b>	LOG_PFE

---

### PFE\_MGCP\_REG\_HDL\_FAIL

---

<b>System Log Message</b>	Failed to register <i>object-name</i> handle
<b>Description</b>	Failed to register the handler with the external module.
<b>Type</b>	Error: An error occurred
<b>Severity</b>	error
<b>Facility</b>	LOG_PFE

---

### PFE\_NH\_RESOLVE\_THROTTLED

---

<b>System Log Message</b>	Next-hop resolution requests from interface <i>logical-interface-index</i> throttled
<b>Description</b>	The Packet Forwarding Engine throttled next-hop resolution requests from the indicated interface, because the high number of requests might constitute an attempted denial-of-service (DoS) attack. Examples of events that generate next-hop resolution requests include an attempt to forward a packet without an Address Resolution Protocol (ARP) entry and receiving a multicast data packet with no matching route. Normally, the Packet Forwarding Engine forwards the requests to the Routing Engine.
<b>Type</b>	Event: This message reports an event, not an error

**Severity** info

**Facility** LOG\_PFE

---

### PFE\_SCCP\_ADD\_PORT\_FAIL

---

**System Log Message** Failed to add SCCP ALG port to application definition table

**Description** Failed to add the SCCP port to the application definition table.

**Type** Error: An error occurred

**Severity** error

**Facility** LOG\_PFE

---

### PFE\_SCCP\_DEL\_PORT\_FAIL

---

**System Log Message** Failed to remove SCCP ALG port from application definition table

**Description** Failed to delete the SCCP port from application definition table.

**Type** Error: An error occurred

**Severity** error

**Facility** LOG\_PFE

---

### PFE\_SCCP\_REG\_NAT\_VEC\_FAIL

---

**System Log Message** Failed to add SCCP ALG vector to flow module

**Description** Failed to register the SCCP vector with the flow module.

**Type** Error: An error occurred

**Severity** error

**Facility** LOG\_PFE

---

### PFE\_SCCP\_REG\_RM\_FAIL

---

**System Log Message** Failed to register SCCP client to Resource Manager

**Description** Failed to register the SCCP Resource Manager client.

**Type** Error: An error occurred

**Severity** error

**Facility** LOG\_PFE

---

### PFE\_SCCP\_REG\_VSIP\_FAIL

---

**System Log Message** Failed to register SCCP client to VoIP State IP port

**Description** Failed to register the SCCP client to VoIP State IP port.

**Type** Error: An error occurred



**Severity** error  
**Facility** LOG\_PFE

---

### PFE\_SCCP\_RM\_CLIENTID\_FAIL

---

**System Log Message** Failed to get SCCP Resource Manager client identifier  
**Description** Failed to get the SCCP Resource Manager client identifier.

**Type** Error: An error occurred  
**Severity** error  
**Facility** LOG\_PFE

---

### PFE\_SCREEN\_MT\_CFG\_ERROR

---

**System Log Message** failed to *operation* the screen config due to *error-message*  
**Description** failed to change the configuration of screen module

**Type** Error: An error occurred  
**Severity** error  
**Facility** LOG\_PFE

---

### PFE\_SCREEN\_MT\_CFG\_EVENT

---

**System Log Message** [*operation*]: screen name - *context-name*  
**Description** configuration of screen module is changed

**Type** Event: This message reports an event, not an error  
**Severity** info  
**Facility** LOG\_PFE

---

### PFE\_SCREEN\_MT\_ZONE\_BINDING\_ERROR

---

**System Log Message** screen *index1* failed to apply to zone *index2* due to *reason*  
**Description** failed to bind screen to zone

**Type** Error: An error occurred  
**Severity** error  
**Facility** LOG\_PFE

---

### PFE\_SIP\_MEM\_INIT\_FAILED

---

**System Log Message** Failed to create memory pool for *object-name*  
**Description** Failed to create a memory pool for SIP.

**Type** Error: An error occurred

**Severity** error  
**Facility** LOG\_PFE

### PFE\_SIP\_REG\_HDL\_FAIL

---

**System Log Message** Failed to register *object-name* handle  
**Description** Failed to register the handler with the external module.

**Type** Error: An error occurred  
**Severity** error  
**Facility** LOG\_PFE

## CHAPTER 78

# PFED System Log Messages

This chapter describes messages with the **PFED** prefix. They are generated by the Packet Forwarding Engine process, which gathers and reports Packet Forwarding Engine statistics.

### PFED\_NOTIFICATION\_STATS\_FAILED

---

<b>System Log Message</b>	Unable to retrieve notification statistics
<b>Description</b>	The Packet Forwarding Engine process (pfed) could not retrieve Packet Forwarding Engine notification statistics.
<b>Type</b>	Error: An error occurred
<b>Severity</b>	warning
<b>Facility</b>	LOG_PFE



## CHAPTER 79

# PGCPD System Log Messages

This chapter describes messages with the **PGCPD** prefix. They are generated by the pgcpd process. This process decodes Packet Gateway Control Protocol (PGCP) messages that virtual packet gateways (VPG) receive from the packet gateway controller (PGC) and translates these messages to interprocess communication (IPC) messages.

### PGCPD\_SHUTDOWN

---

<b>System Log Message</b>	The pgcpd process shut down
<b>Description</b>	The packet gateway control process (pgcpd) state was shut down.
<b>Type</b>	Event: This message reports an event, not an error
<b>Severity</b>	notice
<b>Facility</b>	LOG_DAEMON

### PGCPD\_STARTUP

---

<b>System Log Message</b>	The pgcpd process just started up
<b>Description</b>	The packet gateway control process (pgcpd) just started up
<b>Type</b>	Event: This message reports an event, not an error
<b>Severity</b>	notice
<b>Facility</b>	LOG_DAEMON

### PGCPD\_SWITCH\_OVER

---

<b>System Log Message</b>	switch over
<b>Description</b>	Switch over from active to backup Routing Engine
<b>Type</b>	Event: This message reports an event, not an error
<b>Severity</b>	warning
<b>Facility</b>	LOG_DAEMON



## CHAPTER 80

# PING System Log Messages

This chapter describes messages with the **PING** prefix. They are generated by the ping command, which tests whether a remote machine is accessible across the network.

### PING\_EGRESS\_JITTER\_THRESH\_EXCEED

---

<b>System Log Message</b>	pingCtlOwnerIndex = <i>test-owner</i> , pingCtlTestName = <i>test-name</i>
<b>Description</b>	The jitter for the egress trip time exceeded the configured threshold during the indicated test conducted by the indicated user.
<b>Type</b>	Event: This message reports an event, not an error
<b>Severity</b>	info
<b>Facility</b>	LOG_DAEMON

### PING\_EGRESS\_STDDEV\_THRESH\_EXCEED

---

<b>System Log Message</b>	pingCtlOwnerIndex = <i>test-owner</i> , pingCtlTestName = <i>test-name</i>
<b>Description</b>	The standard deviation of the egress trip time exceeded the configured threshold during the indicated test conducted by the indicated user.
<b>Type</b>	Event: This message reports an event, not an error
<b>Severity</b>	info
<b>Facility</b>	LOG_DAEMON

### PING\_EGRESS\_THRESHOLD\_EXCEEDED

---

<b>System Log Message</b>	pingCtlOwnerIndex = <i>test-owner</i> , pingCtlTestName = <i>test-name</i>
<b>Description</b>	The egress trip time measured for a probe exceeded the configured threshold during the indicated test conducted by the indicated user.
<b>Type</b>	Event: This message reports an event, not an error
<b>Severity</b>	info
<b>Facility</b>	LOG_DAEMON

## PING\_INGRESS\_JTR\_THRESH\_EXCEED

---

<b>System Log Message</b>	pingCtlOwnerIndex = <i>test-owner</i> , pingCtlTestName = <i>test-name</i>
<b>Description</b>	The jitter for the ingress trip time exceeded the configured threshold during the indicated test conducted by the indicated user.
<b>Type</b>	Event: This message reports an event, not an error
<b>Severity</b>	info
<b>Facility</b>	LOG_DAEMON

## PING\_INGRESS\_STDDV\_THRESH\_EXCEED

---

<b>System Log Message</b>	pingCtlOwnerIndex = <i>test-owner</i> , pingCtlTestName = <i>test-name</i>
<b>Description</b>	The standard deviation of the ingress trip time exceeded the configured threshold during the indicated test conducted by the indicated user.
<b>Type</b>	Event: This message reports an event, not an error
<b>Severity</b>	info
<b>Facility</b>	LOG_DAEMON

## PING\_INGRESS\_THRESHOLD\_EXCEEDED

---

<b>System Log Message</b>	pingCtlOwnerIndex = <i>test-owner</i> , pingCtlTestName = <i>test-name</i>
<b>Description</b>	The ingress trip time measured for a probe exceeded the configured threshold during the indicated test conducted by the indicated user.
<b>Type</b>	Event: This message reports an event, not an error
<b>Severity</b>	info
<b>Facility</b>	LOG_DAEMON

## PING\_PROBE\_FAILED

---

<b>System Log Message</b>	pingCtlOwnerIndex = <i>test-owner</i> , pingCtlTestName = <i>test-name</i>
<b>Description</b>	The number of successive probe failures exceeded the pingCtlTrapProbeFailureFilter threshold.
<b>Type</b>	Event: This message reports an event, not an error
<b>Severity</b>	info
<b>Facility</b>	LOG_DAEMON

## PING\_RTT\_JTR\_THRESH\_EXCEED

---

<b>System Log Message</b>	pingCtlOwnerIndex = <i>test-owner</i> , pingCtlTestName = <i>test-name</i>
<b>Description</b>	The jitter for the round trip time exceeded the configured threshold during the indicated test conducted by the indicated user.



**Type** Event: This message reports an event, not an error  
**Severity** info  
**Facility** LOG\_DAEMON

---

## PING\_RTT\_STDDV\_THRESH\_EXCEED

---

**System Log Message** pingCtlOwnerIndex = *test-owner*, pingCtlTestName = *test-name*  
**Description** The standard deviation of the round trip time exceeded the configured threshold during the indicated test conducted by the indicated user.

**Type** Event: This message reports an event, not an error  
**Severity** info  
**Facility** LOG\_DAEMON

---

## PING\_RTT\_THRESHOLD\_EXCEEDED

---

**System Log Message** pingCtlOwnerIndex = *test-owner*, pingCtlTestName = *test-name*  
**Description** The round trip time measured for a probe exceeded the configured threshold during the indicated test conducted by the indicated user.

**Type** Event: This message reports an event, not an error  
**Severity** info  
**Facility** LOG\_DAEMON

---

## PING\_TEST\_COMPLETED

---

**System Log Message** pingCtlOwnerIndex = *test-owner*, pingCtlTestName = *test-name*  
**Description** All probes were sent and the number of failed probes was less than the pingCtlTrapTestFailureFilter threshold.

**Type** Event: This message reports an event, not an error  
**Severity** info  
**Facility** LOG\_DAEMON

---

## PING\_TEST\_FAILED

---

**System Log Message** pingCtlOwnerIndex = *test-owner*, pingCtlTestName = *test-name*  
**Description** All probes were sent but the number of failed probes equaled or exceeded the pingCtlTrapTestFailureFilter threshold.

**Type** Event: This message reports an event, not an error  
**Severity** info  
**Facility** LOG\_DAEMON

## PING\_UNKNOWN\_THRESH\_TYPE\_EXCEED

---

<b>System Log Message</b>	pingCtlOwnerIndex = <i>test-owner</i> , pingCtlTestName = <i>test-name</i>
<b>Description</b>	An unknown type of threshold event was reported during the indicated test conducted by the indicated user.
<b>Type</b>	Event: This message reports an event, not an error
<b>Severity</b>	info
<b>Facility</b>	LOG_DAEMON

## CHAPTER 81

# PKID System Log Messages

This chapter describes messages with the **PKID** prefix. They are generated by the Public Key Infrastructure process (pkid), which supports Public Key Infrastructure by maintaining keypairs, certificates and CRLs. It also provides a mechanism to authenticate and enroll certificates.

### PKID\_AFTER\_KEY\_GEN\_SELF\_TEST

---

<b>System Log Message</b>	Running FIPS self-tests after key generation
<b>Description</b>	Running FIPS self-tests for PRNG, HMAC-SHA, RSA, and DSA.
<b>Type</b>	Event: This message reports an event, not an error
<b>Severity</b>	info
<b>Facility</b>	LOG_DAEMON

### PKID\_CORRUPT\_CERT

---

<b>System Log Message</b>	Certificate subject field does not match length: <i>error-message</i>
<b>Description</b>	The certificate subject name and length are inconsistent.
<b>Type</b>	Error: An error occurred
<b>Severity</b>	error
<b>Facility</b>	LOG_DAEMON

### PKID\_FIPS\_KAT\_SUCCESS

---

<b>System Log Message</b>	FIPS <i>test-name</i> Known Answer Test executed successfully
<b>Description</b>	The FIPS Known Answer Test completed successfully.
<b>Type</b>	Event: This message reports an event, not an error
<b>Severity</b>	info
<b>Facility</b>	LOG_DAEMON

### PKID\_PV\_ASYM\_KEYGEN

---

<b>System Log Message</b>	Asymmetric key-pair ( <i>error-message</i> ) generation failure
---------------------------	---

**Description** An asymmetric key has failed to generate.

**Type** Event: This message reports an event, not an error

**Severity** error

**Facility** LOG\_DAEMON

---

## PKID\_PV\_CERT\_DEL

**System Log Message** Certificate deletion has occurred

**Description** A certificate has been deleted.

**Type** Event: This message reports an event, not an error

**Severity** notice

**Facility** LOG\_DAEMON

---

## PKID\_PV\_CERT\_LOAD

**System Log Message** Certificate has been successfully loaded

**Description** A certificate has been loaded.

**Type** Event: This message reports an event, not an error

**Severity** notice

**Facility** LOG\_DAEMON

---

## PKID\_PV\_KEYPAIR\_DEL

**System Log Message** Key-Pair deletion failed

**Description** Key-Pair deletion for a digital signature failed.

**Type** Event: This message reports an event, not an error

**Severity** notice

**Facility** LOG\_DAEMON

---

## PKID\_PV\_KEYPAIR\_GEN

**System Log Message** Key-Pair has been generated

**Description** Key-Pair for a digital signature is generated.

**Type** Event: This message reports an event, not an error

**Severity** notice

**Facility** LOG\_DAEMON

---

## PKID\_PV\_OBJECT\_READ

**System Log Message** A PKI object was read into memory fro *source-filename*

**Description** A PKI object was read from storage.

**Type** Event: This message reports an event, not an error

**Severity** info

**Facility** LOG\_DAEMON



## CHAPTER 82

# PPMD System Log Messages

This chapter describes messages with the **PPMD** prefix. They are generated by the periodic packet management process (ppmd), which maintains routing protocol adjacencies for the routing protocol process (rpd).

### PPMD\_ASSERT\_SOFT

---

<b>System Log Message</b>	Soft assertion failed at line <i>line-number</i> in file ' <i>source-filename</i> ' with error " <i>message</i> ", but ppmdd with PID <i>pid</i> continued running
<b>Description</b>	The source code for the periodic package management process (ppmd) includes internal self-consistency checks. As the ppmdd process with the indicated process ID (PID) executed the binary compiled from the indicated source file, a check failed at the indicated line number in the file. The ppmdd process created a diagnostic core file for analysis by technical support personnel and continued to run.
<b>Type</b>	Error: An error occurred
<b>Severity</b>	error
<b>Facility</b>	LOG_NEWS
<b>Cause</b>	An internal software failure occurred.
<b>Action</b>	Examine the messages that immediately follow this message in the system log for information about possible causes. Contact a technical support representative, and be ready to provide the list of messages and the diagnostic core file, if requested. For more information, see <a href="#">KB19021</a> .

### PPMD\_OPEN\_ERROR

---

<b>System Log Message</b>	<i>function-name</i> : open error on pipe to <i>protocol-name</i> ( <i>error-message</i> )
<b>Description</b>	The periodic packet management process (ppmd) could not initialize the indicated protocol.
<b>Type</b>	Error: An error occurred
<b>Severity</b>	error
<b>Facility</b>	LOG_NEWS

**Action** Contact your technical support representative.

## PPMD\_READ\_ERROR

---

<b>System Log Message</b>	Read error on pipe from <i>protocol-name</i> : <i>reason</i> ( <i>error-message</i> )
<b>Description</b>	The periodic packet management process (ppmd) could not read a message on a pipe for the indicated protocol.
<b>Type</b>	Error: An error occurred
<b>Severity</b>	info
<b>Facility</b>	LOG_NEWS
<b>Action</b>	Contact your technical support representative. For more information, see <a href="#">KB19022</a> .

## PPMD\_WRITE\_ERROR

---

<b>System Log Message</b>	<i>function-name</i> : write error on pipe to <i>protocol-name</i> ( <i>error-message</i> )
<b>Description</b>	The periodic packet management process (ppmd) could not write a message on a pipe for the indicated protocol.
<b>Type</b>	Error: An error occurred
<b>Severity</b>	error
<b>Facility</b>	LOG_NEWS
<b>Action</b>	Contact your technical support representative.



## CHAPTER 83

# PPPD System Log Messages

This chapter describes messages with the **PPPD** prefix. They are generated by the Point-to-Point Protocol (PPP) process (pppd), which processes packets that use PPP.

### PPPD\_AUTH\_CREATE\_FAILED

---

<b>System Log Message</b>	Unable to allocate authentication handle: <i>error-message</i>
<b>Description</b>	The Point-to-Point Protocol process (pppd) could not allocate an authentication object, for the indicated reason.
<b>Type</b>	Error: An error occurred
<b>Severity</b>	error
<b>Facility</b>	LOG_AUTH

### PPPD\_CHAP\_AUTH\_IN\_PROGRESS

---

<b>System Log Message</b>	Interface <i>interface-name</i> received response ' <i>operation</i> ' with CHAP ID <i>message-id</i> , but was still authenticating previous response
<b>Description</b>	The Point-to-Point Protocol process (pppd) received another Challenge Handshake Authentication Protocol (CHAP) response from a peer while authenticating a previous CHAP response sent by that peer. The peer is resending CHAP responses faster than the pppd process can process them.
<b>Type</b>	Error: An error occurred
<b>Severity</b>	error
<b>Facility</b>	LOG_AUTH

### PPPD\_CHAP\_GETHOSTNAME\_FAILED

---

<b>System Log Message</b>	<i>interface-name</i> : Unable to obtain hostname for outgoing CHAP message: <i>error-message</i>
<b>Description</b>	The Point-to-Point Protocol process (pppd) could not obtain the hostname needed to fill in the 'Name' field in an outgoing CHAP packet.
<b>Type</b>	Error: An error occurred
<b>Severity</b>	error

Facility LOG\_AUTH

---

### PPPD\_CHAP\_INVALID\_IDENTIFIER

---

**System Log Message** Interface *interface-name* received '*operation*' message with CHAP ID *message-id* instead of expected ID *expected-value*

**Description** The Point-to-Point Protocol process (pppd) received a Challenge Handshake Authentication Protocol (CHAP) message from a peer that included the indicated message identifier, which did not match the indicated expected value.

**Type** Error: An error occurred

**Severity** info

Facility LOG\_AUTH

---

### PPPD\_CHAP\_INVALID\_OPCODE

---

**System Log Message** *interface-name*: received invalid operation code *operation* (type *operation-code*, CHAP ID *message-id*)

**Description** The Point-to-Point Protocol process (pppd) received a Challenge Handshake Authentication Protocol (CHAP) message that included the indicated operation code, which is invalid.

**Type** Error: An error occurred

**Severity** error

Facility LOG\_AUTH

---

### PPPD\_CHAP\_LOCAL\_NAME\_UNAVAILABLE

---

**System Log Message** Unable to determine value for 'Name' in outgoing CHAP packet

**Description** The Point-to-Point Protocol process (pppd) could not determine the value needed to fill in the 'Name' field in an outgoing Challenge Handshake Authentication Protocol (CHAP) packet, because either the local name was not specified or pppd could not determine the hostname.

**Type** Error: An error occurred

**Severity** error

Facility LOG\_AUTH

---

### PPPD\_CHAP\_OPERATION\_UNEXPECTED

---

**System Log Message** *interface-name*: unexpected operation type *operation* (CHAP ID *message-id*)

**Description** The Challenge Handshake Authentication Protocol (CHAP) message with the indicated identifier had the indicated operation type, which the Point-to-Point Protocol process (pppd) did not expect.

**Type** Error: An error occurred

Severity info  
Facility LOG\_AUTH

---

### PPPD\_CHAP\_REPLAY\_ATTACK\_DETECTED

---

**System Log Message** *interface-name*: received operation with CHAP ID *message-id*, which is identical to an outstanding challenge. Peer is trying to exhort response value.

**Description** During an exchange of authentication messages, a peer responded to a challenge message from the Point-to-Point Protocol process (pppd) by returning the same message. The pppd process did not respond to the peer, because doing so would provide the answer to the original challenge. The peer must provide the answer on its own for authentication to succeed.

**Type** Error: An error occurred  
**Severity** error  
**Facility** LOG\_AUTH

---

### PPPD\_EVLIB\_CREATE\_FAILURE

---

**System Log Message** Unable to create event context: *error-message*

**Description** The Point-to-Point Protocol process (pppd) could not create a context for handling asynchronous events, for the indicated reason.

**Type** Error: An error occurred  
**Severity** error  
**Facility** LOG\_AUTH

---

### PPPD\_LOCAL\_CREATE\_FAILED

---

**System Log Message** Unable to allocate LOCAL module handle: *error-message*

**Description** The Point-to-Point Protocol process (pppd) attempted to allocate a locally configured 'password' authentication module as part of its authentication sequence. The allocation failed.

**Type** Error: An error occurred  
**Severity** error  
**Facility** LOG\_AUTH

---

### PPPD\_MEMORY\_ALLOCATION\_FAILURE

---

**System Log Message** Unable to allocate memory for object *object-name*: *error-message*

**Description** The Point-to-Point Protocol process (pppd) could not allocate memory from the heap for the indicated object.

**Type** Error: An error occurred

<b>Severity</b>	error
<b>Facility</b>	LOG_AUTH
<b>Action</b>	Contact your technical support representative.

---

### PPPD\_PAP\_GETHOSTNAME\_FAILED

---

<b>System Log Message</b>	Unable to obtain hostname for PAP message sent from interface <i>interface-name</i> : <i>error-message</i>
<b>Description</b>	The Point-to-Point Protocol process (pppd) could not obtain the hostname it needed to fill in the 'Name' field in an outgoing Password Authentication Protocol (PAP) packet sent from the indicated interface.
<b>Type</b>	Error: An error occurred
<b>Severity</b>	error
<b>Facility</b>	LOG_AUTH

---

### PPPD\_PAP\_INVALID\_IDENTIFIER

---

<b>System Log Message</b>	Interface <i>interface-name</i> received ' <i>operation</i> ' message with PAP ID <i>message-id</i> instead of expected ID <i>expected-value</i>
<b>Description</b>	The Point-to-Point Protocol process (pppd) received a Password Authentication Protocol (PAP) message from a peer that included the indicated identifier, which did not match the indicated expected value.
<b>Type</b>	Error: An error occurred
<b>Severity</b>	info
<b>Facility</b>	LOG_AUTH

---

### PPPD\_PAP\_INVALID\_OPCODE

---

<b>System Log Message</b>	Interface <i>interface-name</i> received ' <i>operation</i> ' message with PAP ID <i>message-id</i> and invalid operation code <i>operation-code</i>
<b>Description</b>	The Point-to-Point Protocol process (pppd) received a Password Authentication Protocol (PAP) message from a peer that included the indicated operation code, which is invalid.
<b>Type</b>	Error: An error occurred
<b>Severity</b>	error
<b>Facility</b>	LOG_AUTH

---

### PPPD\_PAP\_LOCAL\_PASSWORD\_UNAVAIL

---

<b>System Log Message</b>	Unable to determine value for 'Password' in outgoing PAP packet
<b>Description</b>	The Point-to-Point Protocol process (pppd) could not determine the value to write in the 'Password' field in an outgoing Password Authentication Protocol (PAP) packet.

<b>Type</b>	Error: An error occurred
<b>Severity</b>	error
<b>Facility</b>	LOG_AUTH
<b>Cause</b>	The local password was not defined for the local hostname.

---

## PPPD\_PAP\_OPERATION\_UNEXPECTED

---

<b>System Log Message</b>	<i>interface-name</i> : unexpected operation type <i>operation</i> (PAP ID <i>message-id</i> )
<b>Description</b>	The Point-to-Point Protocol process (pppd) received a Password Authentication Protocol (PAP) message with the indicated identifier and operation type. The operation type was not valid.
<b>Type</b>	Error: An error occurred
<b>Severity</b>	info
<b>Facility</b>	LOG_AUTH

---

## PPPD\_POOL\_ADDRESSES\_EXHAUSTED

---

<b>System Log Message</b>	No addresses available in pool " <i>pool-name</i> " to assign to remote peer on interface <i>interface-name</i>
<b>Description</b>	The Point-to-Point Protocol process (pppd) could not assign an address from the indicated address pool to the remote peer on the indicated interface, because there were no more addresses available in the pool.
<b>Type</b>	Error: An error occurred
<b>Severity</b>	error
<b>Facility</b>	LOG_AUTH
<b>Action</b>	Increase the number of addresses in the address pool.

---

## PPPD\_RADIUS\_ADD\_SERVER\_FAILED

---

<b>System Log Message</b>	Unable to add RADIUS server <i>radius-server</i> for profile <i>access-profile</i> : <i>error-message</i>
<b>Description</b>	The Point-to-Point Protocol process (pppd) could not add the indicated RADIUS server for the indicated access profile.
<b>Type</b>	Error: An error occurred
<b>Severity</b>	error
<b>Facility</b>	LOG_AUTH

---

## PPPD\_RADIUS\_ALLOC\_PASSWD\_FAILED

---

<b>System Log Message</b>	Unable to allocate RADIUS password of size <i>size</i> : <i>error-message</i>
---------------------------	---

<b>Description</b>	The Point-to-Point Protocol process (pppd) could not allocate space for a temporary Challenge Handshake Authentication Protocol (CHAP) RADIUS password of the indicated size.
<b>Type</b>	Error: An error occurred
<b>Severity</b>	error
<b>Facility</b>	LOG_AUTH

---

### PPPD\_RADIUS\_CREATE\_FAILED

---

<b>System Log Message</b>	Unable to allocate RADIUS module handle: <i>error-message</i>
<b>Description</b>	The Point-to-Point Protocol process (pppd) attempted to allocate a RADIUS authentication module as part of its authentication sequence. The allocation failed.
<b>Type</b>	Error: An error occurred
<b>Severity</b>	error
<b>Facility</b>	LOG_AUTH

---

### PPPD\_RADIUS\_CREATE\_REQ\_FAILED

---

<b>System Log Message</b>	Unable to create RADIUS access request message: <i>error-message</i>
<b>Description</b>	The Point-to-Point Protocol process (pppd) could not create an access request message to send to the RADIUS server.
<b>Type</b>	Error: An error occurred
<b>Severity</b>	error
<b>Facility</b>	LOG_AUTH

---

### PPPD\_RADIUS\_GETHOSTNAME\_FAILED

---

<b>System Log Message</b>	Unable to obtain hostname for outgoing RADIUS message: <i>error-message</i>
<b>Description</b>	The Point-to-Point Protocol process (pppd) could not obtain the hostname it needed to fill in the PPP_IDENTIFIER field in an outgoing RADIUS message.
<b>Type</b>	Error: An error occurred
<b>Severity</b>	error
<b>Facility</b>	LOG_AUTH

---

### PPPD\_RADIUS\_MESSAGE\_UNEXPECTED

---

<b>System Log Message</b>	Unknown response from RADIUS server: <i>return-value</i>
<b>Description</b>	The RADIUS authentication module for the Point-to-Point Protocol process (pppd) received a message from the RADIUS server that it could not process.
<b>Type</b>	Error: An error occurred

**Severity** error  
**Facility** LOG\_AUTH

---

### PPPD\_RADIUS\_NO\_VALID\_SERVERS

---

**System Log Message** Unable to find valid RADIUS server for profile *access-profile*

**Description** The Point-to-Point Protocol process (pppd) could not access a valid RADIUS server to use for the indicated access profile.

**Type** Error: An error occurred

**Severity** error

**Facility** LOG\_AUTH

---

### PPPD\_RADIUS\_OPEN\_FAILED

---

**System Log Message** rad\_auth\_open failed: *error-message*

**Description** The Point-to-Point Protocol process (pppd) could not create a RADIUS object handle, which it uses to communicate with the RADIUS server.

**Type** Error: An error occurred

**Severity** error

**Facility** LOG\_AUTH

---

### PPPD\_RADIUS\_ROUTE\_INST\_ENOENT

---

**System Log Message** Ignored RADIUS server *radius-server* for profile *access-profile* because routing instance *routing-instance* did not exist

**Description** The indicated routing instance, which the Point-to-Point Protocol process (pppd) uses for routing of RADIUS packets, was not defined.

**Type** Event: This message reports an event, not an error

**Severity** notice

**Facility** LOG\_AUTH

**Cause** The process of adding the required routing instance was still in progress when the message was logged.

**Action** None required. Authentication with the indicated RADIUS server is automatically reattempted, and can succeed when the interface exists.





## CHAPTER 84

# PROFILER System Log Messages

This chapter describes messages with the **PROFILER** prefix. They are generated by the profiler service process (profilerd) which captures accurate and granular detail of the traffic pattern over a specific time period. The profiler process provides details on the threats are encountered by the network as well as details about the mix of application traffic.

### PROFILER\_RECONFIGURE\_SIGHUP

---

<b>System Log Message</b>	SIGHUP - re-reading configuration
<b>Description</b>	In response to a SIGHUP signal, the profiler service process (profilerd) read its configuration from the configuration database
<b>Type</b>	Event: This message reports an event, not an error
<b>Severity</b>	info
<b>Facility</b>	LOG_DAEMON



## CHAPTER 85

# RDD System Log Messages

This chapter describes messages with the **RDD** prefix. They are generated by the redundant interfaces process (rdd), which manages redundant interfaces when they are configured on Adaptive Services PICs.

### RDD\_EVLIB\_CREATE\_FAILURE

---

<b>System Log Message</b>	evCreate failed ( <i>error-message</i> )
<b>Description</b>	The redundant interfaces process (rdd) could not create a context used for handling all asynchronous events (such as timers and message availability).
<b>Type</b>	Error: An error occurred
<b>Severity</b>	emergency
<b>Facility</b>	LOG_DAEMON
<b>Action</b>	For more information, see <a href="#">KB19023</a> .

### RDD\_IFDEV\_ADD\_FAILURE

---

<b>System Log Message</b>	<i>function-name</i> : unable to add interface device <i>interface-name</i> ( <i>error-message</i> )
<b>Description</b>	The redundant interfaces process (rdd) could not create an interface device because an error occurred during the indicated call to the routing socket library.
<b>Type</b>	Error: An error occurred
<b>Severity</b>	error
<b>Facility</b>	LOG_DAEMON
<b>Action</b>	Contact your technical support representative.

### RDD\_IFDEV\_DELETE\_FAILURE

---

<b>System Log Message</b>	<i>function-name</i> : rtslib delete operation failed for interface device <i>interface-name</i> ( <i>error-message</i> )
<b>Description</b>	The redundant interfaces process (rdd) could not delete an interface device because an error occurred during the indicated call to the routing socket library.

<b>Type</b>	Error: An error occurred
<b>Severity</b>	error
<b>Facility</b>	LOG_DAEMON
<b>Action</b>	Contact your technical support representative.

---

## RDD\_IFDEV\_GET\_FAILURE

---

**System Log Message** *function-name*: rtslib get operation failed for interface device *interface-name* (*error-message*)

**Description** The redundant interfaces process (rdd) could not get an interface device because an error occurred during the indicated call to the routing socket library.

<b>Type</b>	Error: An error occurred
<b>Severity</b>	error
<b>Facility</b>	LOG_DAEMON
<b>Action</b>	Contact your technical support representative.

---

## RDD\_IFDEV\_INCOMPATIBLE\_REVERT

---

**System Log Message** *function-name*: did not revert *rsp-interface-name* back to primary interface *primary-interface-name*; PIC is incompatible with secondary

**Description** The redundant interfaces process (rdd) tried to migrate service processing for the indicated redundant interface from the secondary interface back to the indicated primary interface. The attempt failed because the Adaptive Services (AS) Physical Interface Cards (PICs) that house the primary and secondary interfaces are not compatible.

<b>Type</b>	Error: An error occurred
<b>Severity</b>	error
<b>Facility</b>	LOG_DAEMON

---

## RDD\_IFDEV\_INCOMPATIBLE\_SWITCH

---

**System Log Message** Unable to switch *rsp-interface-name* to secondary interface *secondary-interface-name*; PIC is incompatible with primary

**Description** The redundant interfaces process (rdd) tried to migrate service processing for the indicated redundant interface from the primary interface to the indicated secondary interface. The attempt failed because the Adaptive Services (AS) Physical Interface Cards (PICs) that house the primary and secondary interfaces are not compatible.

<b>Type</b>	Error: An error occurred
<b>Severity</b>	error
<b>Facility</b>	LOG_DAEMON

## RDD\_IFDEV\_RETRY\_NOTICE

---

<b>System Log Message</b>	<i>function-name</i> : repeated attempt to add interface device <i>interface-name</i> failed ( <i>error-message</i> )
<b>Description</b>	The redundant interfaces process (rdd) tried repeatedly to create the indicated interface device, but the attempts failed. After generating this message, rdd waited a while for resources to free up and tried again.
<b>Type</b>	Event: This message reports an event, not an error
<b>Severity</b>	warning
<b>Facility</b>	LOG_DAEMON
<b>Cause</b>	Necessary resources might have been unavailable. They should become available soon.

## RDD\_NEW\_INTERFACE\_STATE

---

<b>System Log Message</b>	Event <i>event-name</i> changed state of interface <i>interface-name</i> from ' <i>old-state</i> ' to ' <i>new-state</i> '
<b>Description</b>	The indicated event on the indicated redundant interface changed the interface state as indicated.
<b>Type</b>	Event: This message reports an event, not an error
<b>Severity</b>	info
<b>Facility</b>	LOG_DAEMON



## RMOPD System Log Messages

This chapter describes messages with the **RMOPD** prefix. They are generated by the Simple Network Management Protocol (SNMP) remote operations process (rmopd), which services SNMP requests for execution of ping and traceroute operations.

### RMOPD\_ADDRESS\_MULTICAST\_INVALID

---

<b>System Log Message</b>	Multicast address is not allowed
<b>Description</b>	When a Simple Network Management Protocol (SNMP) client requests a remote operation, it can specify the addresses of the source and target hosts for the operation. A request failed because the client specified a multicast address for either or both the source and target hosts.
<b>Type</b>	Error: An error occurred
<b>Severity</b>	error
<b>Facility</b>	LOG_DAEMON

### RMOPD\_ADDRESS\_SOURCE\_INVALID

---

<b>System Log Message</b>	Source address invalid: <i>error-message</i>
<b>Description</b>	When a Simple Network Management Protocol (SNMP) client requests a remote operation, it can specify the address to use as the source host for the operation, along with the corresponding address type (such as IP version 4 [IPv4]). Either the specified address was invalid because it did not match the specified address type, or the address could not be resolved.
<b>Type</b>	Error: An error occurred
<b>Severity</b>	notice
<b>Facility</b>	LOG_DAEMON

### RMOPD\_ADDRESS\_STRING\_FAILURE

---

<b>System Log Message</b>	Unable to convert numeric address to string: <i>error-message</i>
<b>Description</b>	The remote Simple Network Management Protocol (SNMP) operations process (rmopd) could not convert a numeric host address to the corresponding hostname text string.

**Type** Error: An error occurred  
**Severity** error  
**Facility** LOG\_DAEMON

---

## RMOPD\_ADDRESS\_TARGET\_INVALID

---

**System Log Message** rmop\_util\_set\_address status message: *error-message*

**Description** When a Simple Network Management Protocol (SNMP) client requests a remote operation, it must specify the address of the target host along with the corresponding address type (such as IP version 4 [IPv4]). Either the specified address was invalid because it did not match the specified address type, or the address could not be resolved.

**Type** Error: An error occurred  
**Severity** error  
**Facility** LOG\_DAEMON

---

## RMOPD\_ICMP\_ADDR\_TYPE\_UNSUPPORTED

---

**System Log Message** Only IPv4 source address is supported

**Description** When a Simple Network Management Protocol (SNMP) client requests a remote operation, it can specify the address type (such as IP version 4 [IPv4]) of the source and target hosts for the operation. The client specified an unsupported address type.

**Type** Error: An error occurred  
**Severity** error  
**Facility** LOG\_DAEMON

---

## RMOPD\_IFINDEX\_NOT\_ACTIVE

---

**System Log Message** ifindex: *snmp-interface-index*

**Description** When a Simple Network Management Protocol (SNMP) client requests a remote operation, it can specify which interface to use as the source host address, identifying it by either its numerical index or its name. The indicated index was invalid because it represents an inactive interface.

**Type** Error: An error occurred  
**Severity** error  
**Facility** LOG\_DAEMON

---

## RMOPD\_IFINDEX\_NO\_INFO

---

**System Log Message** No information for *snmp-interface-index*, message: *error-message*

**Description** When a Simple Network Management Protocol (SNMP) client requests a remote operation, it can specify which interface to use as the source host address, identifying it



by either its numerical index or its name. The SNMP remote operations process (rmopd) could not find any information about the interface with the indicated index.

**Type** Error: An error occurred  
**Severity** error  
**Facility** LOG\_DAEMON

---

## RMOPD\_IFNAME\_NOT\_ACTIVE

**System Log Message** ifname: *interface-name*

**Description** When a Simple Network Management Protocol (SNMP) client requests a remote operation, it can specify which interface to use as the source host address, identifying it by either its numerical index or its name. The indicated name was invalid because it represents an inactive interface.

**Type** Error: An error occurred  
**Severity** error  
**Facility** LOG\_DAEMON

---

## RMOPD\_IFNAME\_NO\_INFO

**System Log Message** No information for *interface-name*, message: *error-message*

**Description** When a Simple Network Management Protocol (SNMP) client requests a remote operation, it can specify which interface to use as the source host address, identifying it by either its numerical index or its name. The SNMP remote operations process (rmopd) could not find any information about the interface with the indicated name.

**Type** Error: An error occurred  
**Severity** error  
**Facility** LOG\_DAEMON

---

## RMOPD\_ROUTING\_INSTANCE\_NO\_INFO

**System Log Message** No information for routing instance *routing-instance*: *error-message*

**Description** The indicated routing instance does not exist, so the Simple Network Management Protocol (SNMP) remote operations process (rmopd) could not retrieve information about it.

**Type** Error: An error occurred  
**Severity** error  
**Facility** LOG\_DAEMON

---

## RMOPD\_TRACEROUTE\_ERROR

**System Log Message** Message: *error-message*

**Description** The traceroute application reported the indicated error message to the Simple Network Management Protocol (SNMP) remote operations process (rmopd).

**Type** Error: An error occurred

**Severity** notice

**Facility** LOG\_DAEMON

## CHAPTER 87

# RPD System Log Messages

This chapter describes messages with the **RPD** prefix. They are generated by the routing protocol process (rpd) which controls the routing protocols that run on the router. This process starts all the configured routing protocols and handles all the routing messages. It maintains one or more routing tables, which consolidate the routing information learned from all routing protocols. From this routing information, the routing protocol process determines the active routes to network destinations and installs these routes into the Routing Engine's forwarding table. Finally, it implements routing policy, which allows you to control the routing information that is transferred between the routing protocols and the routing table.



**NOTE:** When an interface goes down, individual RPD\_IGMP\_LEAVE and RPD\_MLD\_LEAVE messages are no longer generated per group or per host. Instead, a single message (such as RPD\_IGMP\_ALL\_SUBSCRIBERS\_DELETED) is generated for the interface.

## RPD\_ABORT

<b>System Log Message</b>	abort <i>executable-name</i> [ <i>pid</i> ] version <i>version</i> built by <i>builder</i> on <i>date</i> : <i>error-message</i>
<b>Description</b>	The routing protocol process (rpd) terminated because of an internal error.
<b>Type</b>	Error: An error occurred
<b>Severity</b>	error
<b>Facility</b>	LOG_DAEMON
<b>Action</b>	Examine the messages that immediately follow this message in the system log for information about possible causes. For more information, see <a href="#">KB19047</a> .
<b>Cause</b>	An internal software failure occurred.

## RPD\_ACTIVE\_TERMINATE

<b>System Log Message</b>	Exiting with active tasks: <i>task-name</i>
<b>Description</b>	After receiving multiple termination requests, the routing protocol process (rpd) exited without performing the indicated cleanup tasks.

<b>Type</b>	Event: This message reports an event, not an error
<b>Severity</b>	notice
<b>Facility</b>	LOG_DAEMON
<b>Action</b>	For more information, see <a href="#">KB19048</a> .

---

## RPD\_AMT\_CFG\_ADDR\_FMLY\_INVALID

---

<b>System Log Message</b>	Valid address family information is required
<b>Description</b>	An invalid address family value was encountered while parsing AMT configuration.
<b>Type</b>	Event: This message reports an event, not an error
<b>Severity</b>	warning
<b>Facility</b>	ANY
<b>Action</b>	Modify the configuration statement to use a valid value.

---

## RPD\_AMT\_CFG\_ANYCAST\_INVALID

---

<b>System Log Message</b>	An invalid anycast-prefix is configured
<b>Description</b>	An invalid anycast prefix was encountered while parsing AMT configuration.
<b>Type</b>	Event: This message reports an event, not an error
<b>Severity</b>	warning
<b>Facility</b>	ANY
<b>Action</b>	Modify the configuration statement to use a valid value.

---

## RPD\_AMT\_CFG\_ANYCAST\_MCAST

---

<b>System Log Message</b>	Anycast-prefix <i>route-prefix</i> cannot be a multicast address
<b>Description</b>	A multicast address cannot be configured as the anycast-prefix
<b>Type</b>	Event: This message reports an event, not an error
<b>Severity</b>	warning
<b>Facility</b>	ANY
<b>Action</b>	Modify the configuration statement to use a valid value.

---

## RPD\_AMT\_CFG\_LOC\_ADDR\_INVALID

---

<b>System Log Message</b>	An invalid local-address is configured
<b>Description</b>	An invalid local address was encountered while parsing AMT configuration.

<b>Type</b>	Event: This message reports an event, not an error
<b>Severity</b>	warning
<b>Facility</b>	ANY
<b>Action</b>	Modify the configuration statement to use a valid value.

---

## RPD\_AMT\_CFG\_LOC\_ADDR\_MCAST

---

<b>System Log Message</b>	Local-address <i>route-prefix</i> cannot be a multicast address
<b>Description</b>	A multicast address cannot be configured as the local-address.

<b>Type</b>	Event: This message reports an event, not an error
<b>Severity</b>	warning
<b>Facility</b>	ANY
<b>Action</b>	Modify the configuration statement to use a valid value.

---

## RPD\_AMT\_CFG\_PREFIX\_LEN\_SHORT

---

<b>System Log Message</b>	Prefix length <i>prefix-length</i> is too short for prefix <i>route-prefix</i>
<b>Description</b>	The prefix length for the indicated prefix is too short and it has a non-zero host portion. Excess host bits will be ignored.

<b>Type</b>	Event: This message reports an event, not an error
<b>Severity</b>	warning
<b>Facility</b>	ANY

---

## RPD\_AMT\_CFG\_RELAY\_INVALID

---

<b>System Log Message</b>	Invalid relay information is configured
<b>Description</b>	Invalid relay configuration was encountered while parsing AMT configuration.

<b>Type</b>	Event: This message reports an event, not an error
<b>Severity</b>	warning
<b>Facility</b>	ANY
<b>Action</b>	Modify the configuration statement to use a valid value.

---

## RPD\_AMT\_RELAY\_DISCOVERY

---

<b>System Log Message</b>	AMT relay discovery message from gateway <i>destination-address</i> port <i>destination-port</i> at <i>time</i>
---------------------------	---

<b>Description</b>	AMT relay discovery event.
--------------------	----------------------------

<b>Type</b>	Event: This message reports an event, not an error
-------------	--

**Severity** info  
**Facility** ANY

---

## RPD\_AMT\_TUNNEL\_CREATE

---

**System Log Message** Tunnel created between gateway *destination-address* port *destination-port* relay *source-address* port *source-port* on interface *interface-name* at *time*

**Description** AMT tunnel create event.

**Type** Event: This message reports an event, not an error  
**Severity** info  
**Facility** ANY

---

## RPD\_AMT\_TUNNEL\_DELETE

---

**System Log Message** Tunnel deleted between gateway *destination-address* port *destination-port* relay *source-address* port *source-port* on interface *interface-name* at *time*

**Description** AMT tunnel delete event.

**Type** Event: This message reports an event, not an error  
**Severity** info  
**Facility** ANY

---

## RPD\_ASSERT

---

**System Log Message** Assertion failed *executable-name*[*pid*]: file "*source-filename*", line *line-number*: "*message*"

**Description** The source code for the routing protocol process (rpd) includes internal self-consistency checks. A check failed at the indicated line number in the indicated source file, causing the instance of rpd that was using the indicated binary and had the indicated process ID (PID) to terminate. The process created a diagnostic core dump for analysis by technical support personnel.

**Type** Error: An error occurred  
**Severity** error  
**Facility** LOG\_DAEMON  
**Cause** An internal software failure occurred.

**Action** Examine the messages that immediately follow this message in the system log for information about possible causes. Contact a technical support representative, and be ready to provide the list of messages and the diagnostic core dump, if requested. For more information, see [KB19049](#).

## RPD\_ASSERT\_SOFT

---

<b>System Log Message</b>	Soft assertion failed <i>executable-name</i> [ <i>pid</i> ]: file " <i>source-filename</i> ", line <i>line-number</i> : " <i>message</i> ", daemon continued running
<b>Description</b>	The source code for the routing protocol process (rpd) includes internal self-consistency checks. A check failed at the indicated line number in the indicated source file, but the instance of rpd that was using the indicated binary and had the indicated process ID (PID) continued running. The process created a diagnostic core dump for analysis by technical support personnel.
<b>Type</b>	Error: An error occurred
<b>Severity</b>	error
<b>Facility</b>	LOG_DAEMON
<b>Cause</b>	An internal software failure occurred.
<b>Action</b>	Examine the messages that immediately follow this message in the system log for information about possible causes. Contact a technical support representative, and be ready to provide the list of messages and the diagnostic core dump, if requested. For more information, see <a href="#">KB19050</a> .

## RPD\_BFD\_READ\_ERROR

---

<b>System Log Message</b>	Read error on pipe from bfdd: <i>reason</i> ( <i>error-message</i> )
<b>Description</b>	The routing protocol process (rpd) could not read a message available on the read pipe from the Bidirectional Forwarding Detection process (bfdd).
<b>Type</b>	Error: An error occurred
<b>Severity</b>	info
<b>Facility</b>	LOG_DAEMON
<b>Action</b>	Contact your technical support representative.

## RPD\_BFD\_WRITE\_ERROR

---

<b>System Log Message</b>	<i>function-name</i> : write error on pipe to bfdd ( <i>error-message</i> )
<b>Description</b>	The routing protocol process (rpd) could not write a message on the pipe to the Bidirectional Forwarding Detection process (bfdd).
<b>Type</b>	Error: An error occurred
<b>Severity</b>	error
<b>Facility</b>	LOG_DAEMON
<b>Action</b>	Contact your technical support representative.

## RPD\_BGP\_CFG\_ADDR\_INVALID

---

<b>System Log Message</b>	Invalid <i>argument</i> address <i>ip-address</i>
<b>Description</b>	An invalid local or neighbor address was encountered while parsing BGP configuration.
<b>Type</b>	Event: This message reports an event, not an error
<b>Severity</b>	warning
<b>Facility</b>	ANY
<b>Action</b>	Modify the configuration statement to use a valid value.

## RPD\_BGP\_CFG\_LOCAL\_ASNUM\_WARN

---

<b>System Log Message</b>	local as-number cannot be set to confederation as-number <i>data-id</i> , statement ignored
<b>Description</b>	Local autonomous-system number cannot be set to the confederation autonomous-system number. Statement will be ignored.
<b>Type</b>	Event: This message reports an event, not an error
<b>Severity</b>	warning
<b>Facility</b>	ANY

## RPD\_BGP\_NEIGHBOR\_STATE\_CHANGED

---

<b>System Log Message</b>	BGP peer <i>peer-name</i> changed state from <i>old-state</i> to <i>new-state</i> (event <i>event-type</i> )
<b>Description</b>	During BGP negotiation with the local router, the state of the indicated BGP neighbor (peer) changed as indicated. The ESTABLISHED state is the final state in the neighbor negotiation.
<b>Type</b>	Event: This message reports an event, not an error
<b>Severity</b>	warning
<b>Facility</b>	LOG_DAEMON
<b>Action</b>	For more information, see KB19051.

## RPD\_CFG\_TRACE\_FILE\_MISSING

---

<b>System Log Message</b>	No file specified under traceoptions hierarchy
<b>Description</b>	The routing protocol process (rpd) could not find the 'file' statement under a traceoptions hierarchy. This prevents it from performing tracing.
<b>Type</b>	Event: This message reports an event, not an error
<b>Severity</b>	warning
<b>Facility</b>	ANY



## RPD\_DYN\_CFG\_BUSY\_SIGNAL\_FAILED

---

<b>System Log Message</b>	Dynamic config <i>action</i> busy signal failed: <i>error-message</i>
<b>Description</b>	The routing protocol process (rpd) failed to notify the dynamic configuration clients about its availability to process the dynamic configuration requests.
<b>Type</b>	Error: An error occurred
<b>Severity</b>	error
<b>Facility</b>	LOG_DAEMON
<b>Action</b>	Contact your technical support representative. For more information, see <a href="#">KB19053</a> .

## RPD\_DYN\_CFG\_GET\_PROFILE\_FAILED

---

<b>System Log Message</b>	Get dynamic profiles failed: <i>error-code</i>
<b>Description</b>	The routing protocol process (rpd) tried to load a profile from the database and failed.
<b>Type</b>	Error: An error occurred
<b>Severity</b>	error
<b>Facility</b>	LOG_DAEMON

## RPD\_DYN\_CFG\_GET\_PROF\_NAME\_FAILED

---

<b>System Log Message</b>	Get profile name for session <i>client-session-id</i> failed: <i>error-code</i>
<b>Description</b>	The routing protocol process (rpd) tried to get the profile name from the session snapshot and failed.
<b>Type</b>	Error: An error occurred
<b>Severity</b>	error
<b>Facility</b>	LOG_DAEMON
<b>Action</b>	Contact your technical support representative. For more information, see <a href="#">KB19054</a> .

## RPD\_DYN\_CFG\_GET\_SES\_STATE\_FAILED

---

<b>System Log Message</b>	Get session state for session <i>client-session-id</i> failed: <i>error-code</i>
<b>Description</b>	The routing protocol process (rpd) failed to get the session state from the session snapshot.
<b>Type</b>	Error: An error occurred
<b>Severity</b>	error
<b>Facility</b>	LOG_DAEMON
<b>Action</b>	Contact your technical support representative. For more information, see <a href="#">KB19056</a> .

## RPD\_DYN\_CFG\_GET\_SES\_TYPE\_FAILED

---

<b>System Log Message</b>	Get session type for session <i>client-session-id</i> failed: <i>error-code</i>
<b>Description</b>	The routing protocol process (rpd) tried to get the session type from the session snapshot and failed.
<b>Type</b>	Error: An error occurred
<b>Severity</b>	error
<b>Facility</b>	LOG_DAEMON
<b>Action</b>	Contact your technical support representative.

## RPD\_DYN\_CFG\_GET\_SNAPSHOT\_FAILED

---

<b>System Log Message</b>	Get session id <i>client-session-id</i> snapshot failed: <i>error-code</i>
<b>Description</b>	The routing protocol process (rpd) tried to load client session data from the database and failed.
<b>Type</b>	Error: An error occurred
<b>Severity</b>	error
<b>Facility</b>	LOG_DAEMON
<b>Action</b>	Contact your technical support representative. For more information, see <a href="#">KB19057</a> .

## RPD\_DYN\_CFG\_PDB\_CLOSE\_FAILED

---

<b>System Log Message</b>	Failed to close profile database: <i>error-code</i>
<b>Description</b>	The routing protocol process (rpd) tried to close the profile database and failed.
<b>Type</b>	Error: An error occurred
<b>Severity</b>	error
<b>Facility</b>	LOG_DAEMON
<b>Action</b>	For more information, see <a href="#">KB19058</a> .

## RPD\_DYN\_CFG\_PDB\_OPEN\_FAILED

---

<b>System Log Message</b>	Failed to open profile database: <i>error-code</i>
<b>Description</b>	The routing protocol process (rpd) tried to open the profile database and failed.
<b>Type</b>	Error: An error occurred
<b>Severity</b>	error
<b>Facility</b>	LOG_DAEMON

**Action** For more information, see [KB19059](#).

---

## RPD\_DYN\_CFG\_PROCESSING\_FAILED

---

**System Log Message** Module *module* failed to process dynamic configuration

**Description** The routing protocol process (rpd) tried to process dynamic configuration and failed.

**Type** Error: An error occurred

**Severity** error

**Facility** LOG\_DAEMON

**Action** For more information, see [KB19060](#).

---

## RPD\_DYN\_CFG\_REGISTER\_FAILED

---

**System Log Message** Dynamic config registration failed: *error-message*

**Description** The routing protocol process (rpd) tried to register with the dynamic configuration subsystem and failed.

**Type** Error: An error occurred

**Severity** error

**Facility** LOG\_DAEMON

**Action** For more information, see [KB19061](#).

---

## RPD\_DYN\_CFG\_REQUEST\_ACK\_FAILED

---

**System Log Message** Failed to ack request *data-id*: *error-code*

**Description** The routing protocol process (rpd) tried to acknowledge a dynamic configuration request and failed.

**Type** Error: An error occurred

**Severity** error

**Facility** LOG\_DAEMON

**Action** For more information, see [KB19062](#).

---

## RPD\_DYN\_CFG\_RESPONSE\_SLOW

---

**System Log Message** Dynamic config response for session id *client-session-id* took *system-seconds* seconds

**Description** The routing protocol process (rpd) is responding slowly to dynamic config requests.

**Type** Error: An error occurred

**Severity** error

<b>Facility</b>	LOG_DAEMON
<b>Action</b>	Contact your technical support representative.

---

### RPD\_DYN\_CFG\_SCHEMA\_OPEN\_FAILED

---

<b>System Log Message</b>	Could not open configuration schema: <i>error-message</i>
<b>Description</b>	The routing protocol process (rpd) tried to open the configuration schema and failed.
<b>Type</b>	Error: An error occurred
<b>Severity</b>	error
<b>Facility</b>	LOG_DAEMON
<b>Action</b>	For more information, see <a href="#">KB19063</a> .

---

### RPD\_DYN\_CFG\_SES\_RECOVERY\_FAILED

---

<b>System Log Message</b>	Recovery of session <i>client-session-id</i> failed
<b>Description</b>	The routing protocol process (rpd) tried to recover a session and failed.
<b>Type</b>	Error: An error occurred
<b>Severity</b>	error
<b>Facility</b>	LOG_DAEMON
<b>Action</b>	Contact your technical support representative. For more information, see <a href="#">KB19066</a> .

---

### RPD\_DYN\_CFG\_SET\_CONTEXT\_FAILED

---

<b>System Log Message</b>	Set dynamic config context for profile <i>profile-name</i> session <i>client-session-id</i> failed
<b>Description</b>	The routing protocol process (rpd) tried to set up the dynamic configuration context and failed.
<b>Type</b>	Error: An error occurred
<b>Severity</b>	error
<b>Facility</b>	LOG_DAEMON

---

### RPD\_DYN\_CFG\_SMID\_RECOVERY\_FAILED

---

<b>System Log Message</b>	Dynamic config send recovery complete failed: <i>error-code</i>
<b>Description</b>	The routing protocol process (rpd) tried to send recovery complete to SMID and failed.
<b>Type</b>	Error: An error occurred
<b>Severity</b>	error
<b>Facility</b>	LOG_DAEMON

## RPD\_DYN\_CFG\_SMID\_REG\_FAILED

---

<b>System Log Message</b>	Failed to open session database: <i>error-code</i>
<b>Description</b>	The routing protocol process (rpd) tried to register with SMID and failed.
<b>Type</b>	Error: An error occurred
<b>Severity</b>	info
<b>Facility</b>	LOG_DAEMON

## RPD\_DYN\_CFG\_SMID\_UNREG\_FAILED

---

<b>System Log Message</b>	Failed to unregister with SMID: <i>error-code</i>
<b>Description</b>	The routing protocol process (rpd) tried to unregister with SMID and failed.
<b>Type</b>	Error: An error occurred
<b>Severity</b>	error
<b>Facility</b>	LOG_DAEMON

## RPD\_ESIS\_ADJDOWN

---

<b>System Log Message</b>	ES-IS lost <i>adjacency-type</i> adjacency to <i>neighbor-nsap-netn</i> on <i>interface-name</i> , reason: <i>reason</i>
<b>Description</b>	An ES-IS adjacency with the indicated neighboring router was terminated. The local router no longer exchanges routing information with, or directs traffic to, the neighboring router.
<b>Type</b>	Event: This message reports an event, not an error
<b>Severity</b>	notice
<b>Facility</b>	LOG_DAEMON
<b>Cause</b>	The communication path to the neighboring router was disrupted, a protocol error occurred, or the neighboring router was powered down.

## RPD\_ESIS\_ADJUP

---

<b>System Log Message</b>	ES-IS new <i>adjacency-type</i> adjacency to <i>neighbor-nsap-netn</i> on <i>interface-name</i>
<b>Description</b>	An ES-IS adjacency was established with the indicated neighboring router. The local router can now exchange information with it.
<b>Type</b>	Event: This message reports an event, not an error
<b>Severity</b>	info
<b>Facility</b>	LOG_DAEMON

## RPD\_EXIT

---

<b>System Log Message</b>	Exit <i>executable-name</i> [ <i>pid</i> ] version <i>version</i> built by <i>builder</i> on <i>date</i> , caller <i>address</i>
<b>Description</b>	The routing protocol process (rpd) exited, either in response to a user request or because of a system error.
<b>Type</b>	Event: This message reports an event, not an error
<b>Severity</b>	notice
<b>Facility</b>	LOG_DAEMON
<b>Cause</b>	A system resource was unavailable, rpd did not understand an error, or a user terminated the process.
<b>Action</b>	Examine the messages that immediately follow this message in the system log for information about possible causes.

## RPD\_IFD\_INDEXCOLLISION

---

<b>System Log Message</b>	Physical interface collision -- same name, different index (new <i>new-interface-name new-index</i> old <i>old-interface-name old-value</i> )
<b>Description</b>	The routing protocol process (rpd) received a message from the kernel in which the numerical index associated with the indicated interface name differed from the index-to-name mapping maintained by rpd.
<b>Type</b>	Error: An error occurred
<b>Severity</b>	error
<b>Facility</b>	LOG_DAEMON
<b>Cause</b>	It is possible that rpd discarded some interface messages from the kernel without processing them because it received more messages than it could handle. It will recover.

## RPD\_IFD\_NAMECOLLISION

---

<b>System Log Message</b>	Physical interface collision -- different name, same index (new <i>new-interface-name new-index</i> , old <i>old-interface-name old-value</i> )
<b>Description</b>	The routing protocol process (rpd) received a message from the kernel in which the name associated with the indicated numerical interface index differed from the name-to-index mapping maintained by rpd.
<b>Type</b>	Error: An error occurred
<b>Severity</b>	error
<b>Facility</b>	LOG_DAEMON
<b>Cause</b>	It is possible that rpd discarded some interface messages from the kernel without processing them because it received more messages than it could handle. It will recover.

## RPD\_IFL\_INDEXCOLLISION

---

<b>System Log Message</b>	Logical interface collision -- same name, different index (new <i>new-interface-name new-index</i> old <i>old-interface-name old-value</i> )
<b>Description</b>	The routing protocol process (rpd) received a message from the kernel in which the numerical index associated with the indicated interface name differed from the index-to-name mapping maintained by rpd.
<b>Type</b>	Error: An error occurred
<b>Severity</b>	error
<b>Facility</b>	LOG_DAEMON
<b>Cause</b>	It is possible that rpd discarded some interface messages from the kernel without processing them because it received more messages than it could handle. It will recover.

## RPD\_IFL\_NAMECOLLISION

---

<b>System Log Message</b>	Logical interface collision -- different name, same index (new <i>new-interface-name new-index</i> , old <i>old-interface-name old-value</i> )
<b>Description</b>	The routing protocol process (rpd) received a message from the kernel in which the name associated with the indicated numerical interface index differed from the name-to-index mapping maintained by rpd.
<b>Type</b>	Error: An error occurred
<b>Severity</b>	error
<b>Facility</b>	LOG_DAEMON
<b>Cause</b>	It is possible that rpd discarded some interface messages from the kernel without processing them because it received more messages than it could handle. It will recover.

## RPD\_IGMP\_ACCOUNTING\_OFF

---

<b>System Log Message</b>	<i>interface-name time</i>
<b>Description</b>	Internet Group Management Protocol (IGMP) accounting for the indicated interface was disabled at the indicated time.
<b>Type</b>	Event: This message reports an event, not an error
<b>Severity</b>	info
<b>Facility</b>	LOG_DAEMON

## RPD\_IGMP\_ACCOUNTING\_ON

---

<b>System Log Message</b>	<i>interface-name time</i>
<b>Description</b>	Internet Group Management Protocol (IGMP) accounting for the indicated interface was enabled at the indicated time.

<b>Type</b>	Event: This message reports an event, not an error
<b>Severity</b>	info
<b>Facility</b>	LOG_DAEMON

---

## RPD\_IGMP\_ALL\_SUBSCRIBERS\_DELETED

---

**System Log Message** All IGMP subscribers on interface *interface-name* deleted at *time* because the interface is down

**Description** All IGMP subscribers have been deleted because the interface is down.

<b>Type</b>	Event: This message reports an event, not an error
<b>Severity</b>	info
<b>Facility</b>	LOG_DAEMON

---

## RPD\_IGMP\_CFG\_CREATE\_ENTRY\_FAILED

---

**System Log Message** Could not create entry for *entry*.

**Description** Internet Group Management Protocol (IGMP) failed to create the indicated configuration entry. The configuration request failed.

<b>Type</b>	Error: An error occurred
<b>Severity</b>	error
<b>Facility</b>	LOG_DAEMON
<b>Action</b>	Contact your technical support representative.

---

## RPD\_IGMP\_CFG\_GROUP\_OUT\_OF\_RANGE

---

**System Log Message** The combination of group-count *count* and group-increment *ip-address* causes some of the groups out of range.

**Description** The configuration request failed because the indicated configuration object contained a group that is out of range.

<b>Type</b>	Error: An error occurred
<b>Severity</b>	error
<b>Facility</b>	LOG_DAEMON
<b>Action</b>	Modify configuration statement to use a valid value.

---

## RPD\_IGMP\_CFG\_INVALID\_VALUE

---

**System Log Message** The *object-name* configuration object *identifier* field has an invalid value of *value*

**Description** The configuration request failed because the indicated configuration object contained the indicated invalid value.



<b>Type</b>	Error: An error occurred
<b>Severity</b>	error
<b>Facility</b>	LOG_DAEMON
<b>Action</b>	Modify configuration statement to use a valid value.

---

## RPD\_IGMP\_CFG\_SOURCE\_OUT\_OF\_RANGE

---

**System Log Message** The combination of source-count *count* and source-increment *ip-address* causes some of the sources out of range.

**Description** The configuration request failed because the indicated configuration object contained a source that is out of range.

<b>Type</b>	Error: An error occurred
<b>Severity</b>	error
<b>Facility</b>	LOG_DAEMON
<b>Action</b>	Modify configuration statement to use a valid value.

---

## RPD\_IGMP\_DYN\_CFG\_ALREADY\_BOUND

---

**System Log Message** Dynamic configuration session id *client-session-id* for interface *interface-name* is already bound to interface *old-interface-name*.

**Description** The indicated dynamic configuration session id is already bound to another interface. The dynamic configuration instantiation request was rejected.

<b>Type</b>	Error: An error occurred
<b>Severity</b>	error
<b>Facility</b>	LOG_DAEMON
<b>Action</b>	Unbind session id from existing interface.

---

## RPD\_IGMP\_DYN\_CFG\_INVALID\_STMT

---

**System Log Message** Invalid dynamic configuration statement: *configuration-statement*

**Description** The indicated dynamic configuration statement was invalid. The dynamic configuration instantiation request was rejected.

<b>Type</b>	Error: An error occurred
<b>Severity</b>	error
<b>Facility</b>	LOG_DAEMON
<b>Action</b>	Remove the unsupported configuration statement.

## RPD\_IGMP\_DYN\_CFG\_SES\_ID\_ADD\_FAIL

---

<b>System Log Message</b>	Failed to add dynamic configuration session id <i>client-session-id</i> to interface <i>interface-name</i> .
<b>Description</b>	Failed to associate the indicated dynamic configuration session id to specified interface. The dynamic configuration instantiation request was rejected.
<b>Type</b>	Error: An error occurred
<b>Severity</b>	error
<b>Facility</b>	LOG_DAEMON
<b>Action</b>	Contact your technical support representative.

## RPD\_IGMP\_DYN\_CFG\_SES\_ID\_MISMATCH

---

<b>System Log Message</b>	Dynamic configuration entry for interface <i>interface-name</i> with session id <i>client-session-id</i> found an existing entry with a different session id of <i>client-session-id-1</i> .
<b>Description</b>	The dynamic configuration instantiation request matched an existing dynamic configuration block that had a different session id. The dynamic configuration instantiation request was rejected.
<b>Type</b>	Error: An error occurred
<b>Severity</b>	error
<b>Facility</b>	LOG_DAEMON
<b>Action</b>	Contact your technical support representative.

## RPD\_IGMP\_JOIN

---

<b>System Log Message</b>	Listener <i>source-address</i> sent a join to <i>destination-address</i> for group <i>group-address</i> source <i>sender-address</i> on interface <i>interface-name</i> at <i>time</i>
<b>Description</b>	IGMP join event.
<b>Type</b>	Event: This message reports an event, not an error
<b>Severity</b>	info
<b>Facility</b>	LOG_DAEMON

## RPD\_IGMP\_LEAVE

---

<b>System Log Message</b>	Listener <i>source-address</i> sent a leave to <i>destination-address</i> for group <i>group-address</i> source <i>sender-address</i> on interface <i>interface-name</i> at <i>time</i>
<b>Description</b>	IGMP leave event.
<b>Type</b>	Event: This message reports an event, not an error

**Severity** info  
**Facility** LOG\_DAEMON

---

### RPD\_IGMP\_MEMBERSHIP\_TIMEOUT

---

**System Log Message** Membership timeout for listener *source-address* for group *group-address* source *sender-address* on interface *interface-name* at *time*

**Description** IGMP group membership timeout.

**Type** Event: This message reports an event, not an error  
**Severity** info  
**Facility** LOG\_DAEMON

---

### RPD\_IGMP\_ROUTER\_VERSION\_MISMATCH

---

**System Log Message** IGMP version mismatch on *interface-name*. Local version: *local-version* Remote version: *remote-version*

**Description** The IGMP version running on the local router does not match the one received in the query

**Type** Event: This message reports an event, not an error  
**Severity** warning  
**Facility** LOG\_DAEMON

---

### RPD\_ISIS\_ADJDOWN

---

**System Log Message** IS-IS lost *Lisis-level* adjacency to *neighbor-system-ids* on *interface-name*, reason: *reason*

**Description** An IS-IS adjacency with the indicated neighboring router was terminated. The local router no longer exchanges routing information with, or directs traffic to, the neighboring router.

**Type** Event: This message reports an event, not an error  
**Severity** notice  
**Facility** LOG\_DAEMON

**Cause** The communication path to the neighboring router was disrupted, a protocol error occurred, or the neighboring router was powered down.

**Action** For more information, see KB19067.

---

### RPD\_ISIS\_ADJUP

---

**System Log Message** IS-IS new *Lisis-level* adjacency to *neighbor-system-ids* on *interface-name*

**Description** An IS-IS adjacency was established with the indicated neighboring router. The local router can now exchange information with it.

<b>Type</b>	Event: This message reports an event, not an error
<b>Severity</b>	info
<b>Facility</b>	LOG_DAEMON

---

## RPD\_ISIS\_ADJUPNOIP

---

**System Log Message** IS-IS new *Lisis-level* adjacency to *neighbor-system-ids* on *interface-name* without an address

**Description** An IS-IS adjacency was established with the indicated neighboring router, which is not configured for IS-IS for IP.

<b>Type</b>	Event: This message reports an event, not an error
<b>Severity</b>	notice
<b>Facility</b>	LOG_DAEMON
<b>Cause</b>	The neighboring router is misconfigured: it is enabled for IS-IS but not for exchange of IP route information.
<b>Action</b>	Configure the neighboring router for IS-IS with IP, or remove it from the IS-IS mesh.

---

## RPD\_ISIS\_LDP\_SYNC

---

**System Log Message** IS-IS interface *interface-name* advertised with infinite metric for *duration* seconds already due to loss of synchronization with LDP

**Description** The IS-IS protocol lost synchronization with the Label Distribution Protocol (LDP) on the indicated interface. As a consequence, it began advertising an infinite metric for the interface and has been doing so for the indicated number of seconds.

<b>Type</b>	Error: An error occurred
<b>Severity</b>	warning
<b>Facility</b>	LOG_DAEMON
<b>Action</b>	Determine why LDP lost synchronization with IS-IS.

---

## RPD\_ISIS\_LSPCKSUM

---

**System Log Message** IS-IS *Lisis-level* LSP checksum error, interface *interface-name*, LSP id *lspl*, sequence *sequence-number*, checksum *checksum*, lifetime *duration*

**Description** The indicated IS-IS informational link-state PDU (LSP) failed an internal checksum validity test, implying that it was corrupted.

<b>Type</b>	Error: An error occurred
<b>Severity</b>	warning
<b>Facility</b>	LOG_DAEMON

**Cause** The packet was corrupted in transit between the neighboring IS-IS router and this router, or memory on one of the routers was corrupted.

**Action** None, unless a large number of these messages appear in the system log file. The corrupted LSP is silently discarded. For mor einformation, see KB19068.

---

## RPD\_ISIS\_NO\_ROUTERID

---

**System Log Message** IS-IS instance does not have a valid router ID

**Description** The IS-IS instance did not have a valid router ID.

**Type** Error: An error occurred

**Severity** alert

**Facility** LOG\_DAEMON

**Cause** When a router ID is not explicitly configured for an instance, IPv4 addresses configured under the instance are considered in the selection of the router ID. In this case, the instance did not have a router ID configured and no IPv4 addresses were configured.

**Action** Either configure a router ID by including the 'routing-instance' statement under the instance, or configure an IPv4 address by including the 'family inet' statement under one of the interfaces of the instance. You can also configure both.

---

## RPD\_ISIS\_OVERLOAD

---

**System Log Message** IS-IS database overload

**Description** The IS-IS link-state database is full and no additional memory can be allocated for it.

**Type** Error: An error occurred

**Severity** alert

**Facility** LOG\_DAEMON

**Cause** No additional memory is available for storing IS-IS link-state information. Either system resources are exhausted or a software error occurred (such as a memory leak in the routing protocol process [rpd]). In the former case, IS-IS might be carrying too much information, or the router configuration includes too many features that use large amounts of system memory.

**Action** Perform one or more of the following actions: (1) Check for unusually high memory usage by the IS-IS task or rpd, (2) Unconfigure features that use large amounts of memory, (3) Add more memory to the Routing Engine, (4) Carry fewer IS-IS routes. For more information, see KB19069.

---

## RPD\_KRT\_CCC\_IFL\_MODIFY

---

**System Log Message** *error-code, error-message*

<b>Description</b>	The routing protocol process (rpd) attempted to modify the state for a logical interface that is related to circuit cross-connect (CCC), but the request failed.
<b>Type</b>	Event: This message reports an event, not an error
<b>Severity</b>	info
<b>Facility</b>	LOG_DAEMON
<b>Cause</b>	It is possible that the kernel lacked the resources to fulfill the request. The rpd process will recover.

---

### RPD\_KRT\_DELETED\_RTT

---

<b>System Log Message</b>	<i>task-name</i> : received deleted routing table from the kernel for family <i>address-family-type</i> table ID <i>table-id</i>
<b>Description</b>	The routing protocol process (rpd) received a message from the kernel that referred to a routing table that no longer exists.
<b>Type</b>	Error: An error occurred
<b>Severity</b>	error
<b>Facility</b>	LOG_DAEMON

---

### RPD\_KRT\_IFA\_GENERATION

---

<b>System Log Message</b>	ifa generation mismatch -- rpd <i>rpd-generation</i> kernel <i>kernel-generation</i>
<b>Description</b>	The routing protocol process (rpd) received a message from the kernel in which the interface address associated with the indicated numerical index differed from the address-to-index mapping maintained by rpd.
<b>Type</b>	Event: This message reports an event, not an error
<b>Severity</b>	notice
<b>Facility</b>	LOG_DAEMON
<b>Cause</b>	It is possible that rpd discarded some interface messages from the kernel without processing them because it received more messages than it could handle. It will recover.

---

### RPD\_KRT\_IFDCHANGE

---

<b>System Log Message</b>	<i>task-name</i> CHANGE for ifd <i>interface-device-index</i> <i>address/prefix-length</i> failed, error " <i>error-message</i> "
<b>Description</b>	The routing protocol process (rpd) sent a request to the kernel to change the state of the indicated interface. The request failed.
<b>Type</b>	Error: An error occurred
<b>Severity</b>	error
<b>Facility</b>	LOG_DAEMON

**Cause** It is possible that the kernel lacked the resources to fulfill the request. The rpd process will recover.

---

### RPD\_KRT\_IFDEST\_GET

---

**System Log Message** *task-name* IFDEST GET for ifd *rpd-interface-name* failed, error "*error-message*"

**Description** The routing protocol process (rpd) requested state information about the indicated interface from the kernel. The request failed.

**Type** Error: An error occurred

**Severity** error

**Facility** LOG\_DAEMON

**Cause** It is possible that the kernel lacked the resources to fulfill the request. The rpd process will recover.

---

### RPD\_KRT\_IFDGET

---

**System Log Message** *task-name* GET index for ifd *interface-name* failed, error "*error-message*"

**Description** The routing protocol process (rpd) requested state information about the indicated interface from the kernel. The request failed.

**Type** Error: An error occurred

**Severity** error

**Facility** LOG\_DAEMON

**Cause** It is possible that the kernel lacked the resources to fulfill the request. The rpd process will recover.

---

### RPD\_KRT\_IFD\_CELL\_RELAY\_INV\_MODE

---

**System Log Message** Invalid mode (*mode*) specified for interface device *interface-name*; defaulting to port mode

**Description** The routing protocol process (rpd) received a message from the kernel that specified the cell-relay encapsulation for the indicated physical interface, but the specified cell-relay mode (port, or trunk user-to-network interface [UNI], or trunk network-to-network interface [NNI]) was invalid.

**Type** Error: An error occurred

**Severity** notice

**Facility** LOG\_DAEMON

---

### RPD\_KRT\_IFD\_CELL\_RELAY\_NO\_MODE

---

**System Log Message** No mode specified for interface device *interface-name*; defaulting to port mode

<b>Description</b>	The routing protocol process (rpd) received a message from the kernel that specified the cell-relay encapsulation for the indicated physical interface, but not the cell-relay mode.
<b>Type</b>	Error: An error occurred
<b>Severity</b>	notice
<b>Facility</b>	LOG_DAEMON

---

## RPD\_KRT\_IFD\_GENERATION

---

<b>System Log Message</b>	<code>ifd interface-device-index generation mismatch -- rpd rpd-generation kernel kernel-generation</code>
<b>Description</b>	The routing protocol process (rpd) received a message from the kernel in which the physical interface associated with the indicated numerical index differed from the interface-to-index mapping maintained by rpd.
<b>Type</b>	Event: This message reports an event, not an error
<b>Severity</b>	notice
<b>Facility</b>	LOG_DAEMON
<b>Cause</b>	It is possible that rpd discarded some interface messages from the kernel without processing them because it received more messages than it could handle. It will recover.

---

## RPD\_KRT\_IFL\_CELL\_RELAY\_INV\_MODE

---

<b>System Log Message</b>	Invalid mode ( <i>mode</i> ) specified for logical interface <i>interface-name</i> ; defaulting to port mode
<b>Description</b>	The routing protocol process (rpd) received a message from the kernel that specified the cell-relay encapsulation for the indicated logical interface, but the specified cell-relay mode (port, virtual-circuit, or virtual-path) was invalid.
<b>Type</b>	Error: An error occurred
<b>Severity</b>	notice
<b>Facility</b>	LOG_DAEMON

---

## RPD\_KRT\_IFL\_CELL\_RELAY\_NO\_MODE

---

<b>System Log Message</b>	No mode specified for logical interface <i>interface-name</i> ; defaulting to port mode
<b>Description</b>	The routing protocol process (rpd) received a message from the kernel that specified the cell-relay encapsulation for the indicated logical interface but not the cell-relay mode.
<b>Type</b>	Error: An error occurred
<b>Severity</b>	notice
<b>Facility</b>	LOG_DAEMON



## RPD\_KRT\_IFL\_GENERATION

<b>System Log Message</b>	<i>ifl logical-interface-index generation mismatch -- rpd rpd-interface-name rpd-generation kernel kernel-interface-name.kernel-interface-unit kernel-generation</i>
<b>Description</b>	The routing protocol process (rpd) received a message from the kernel in which the logical interface associated with the indicated numerical index differed from the interface-to-index mapping maintained by rpd.
<b>Type</b>	Event: This message reports an event, not an error
<b>Severity</b>	notice
<b>Facility</b>	LOG_DAEMON
<b>Cause</b>	It is possible that rpd discarded some interface messages from the kernel without processing them because it received more messages than it could handle. It will recover.

## RPD\_KRT\_KERNEL\_BAD\_ROUTE

<b>System Log Message</b>	<i>task-name: lost interface-hierarchy logical-interface-index for route route-prefix</i>
<b>Description</b>	As it restarted, the routing protocol process (rpd) could not process a route obtained from the kernel because the route contained references to objects that are no longer valid.
<b>Type</b>	Event: This message reports an event, not an error
<b>Severity</b>	warning
<b>Facility</b>	LOG_DAEMON
<b>Cause</b>	rpd did not recognize some elements in the route message, such as the logical interface index or an address family.
<b>Action</b>	rpd can probably solve the problem, but check the entry for the indicated route prefix in the forwarding table. If the prefix's route and forwarding table entry are inconsistent, contact a technical support representative for instructions. For more information, see <a href="#">KB19070</a> .

## RPD\_KRT\_NEXTHOP\_OVERFLOW

<b>System Log Message</b>	<i>type route-prefix: number of next hops (count) exceeded the maximum allowed (maximum-value) -- truncating</i>
<b>Description</b>	The number of next hops for the indicated route exceeded the indicated limit for a single route add operation.
<b>Type</b>	Error: An error occurred
<b>Severity</b>	error
<b>Facility</b>	LOG_DAEMON

**Cause** An indexed next hop can use multiple forwarding next hops per forwarding class. It is possible to have more next hops per route than can be carried in a single message. This requires that next hops be reused across forwarding classes, which is not recommended.

**Action** Eliminate common next hops across forwarding classes, thereby reducing the total number of next hops that must be specified.

---

## RPD\_KRT\_NOIFD

**System Log Message** No device *interface-device-index* for interface *logical-interface-index (interface-name)*

**Description** The routing protocol process (rpd) received a message from the kernel that associated the indicated physical interface device and logical interface. The rpd process has no record of the device.

**Type** Error: An error occurred

**Severity** error

**Facility** LOG\_DAEMON

**Cause** It is possible that rpd discarded some interface messages from the kernel without processing them because it received more messages than it could handle. It will recover.

---

## RPD\_KRT\_VERSION

**System Log Message** Routing socket version mismatch (kernel *kernel-version* != rpd *rpd-version*) -- kernel upgrade required

**Description** The routing protocol process (rpd) discovered that the kernel does not support the version of routing sockets it requires.

**Type** Error: An error occurred

**Severity** error

**Facility** LOG\_DAEMON

**Cause** The kernel version is older than the rpd version.

**Action** Upgrade the kernel package.

---

## RPD\_KRT\_VERSIONNONE

**System Log Message** Routing socket message type *message-type*'s version is not supported by kernel, expected *rpd-version* -- kernel upgrade required

**Description** The routing protocol process (rpd) discovered that the kernel does not support the routing socket message types that it requires.

**Type** Error: An error occurred

**Severity** error

<b>Facility</b>	LOG_DAEMON
<b>Cause</b>	The kernel version is older than the rpd version.
<b>Action</b>	Upgrade the kernel package.

---

## RPD\_KRT\_VERSIONOLD

---

<b>System Log Message</b>	Routing socket message type <i>message-type</i> 's version is older than expected ( <i>kernel-version</i> < <i>rpd-version</i> ) -- consider upgrading the kernel
<b>Description</b>	The routing protocol process (rpd) discovered that the kernel uses an older version of routing socket message types than it does.
<b>Type</b>	Error: An error occurred
<b>Severity</b>	error
<b>Facility</b>	LOG_DAEMON
<b>Cause</b>	The kernel version is older than the rpd version.
<b>Action</b>	Upgrade the kernel package.

---

## RPD\_KRT\_VPLS\_IFL\_MODIFY

---

<b>System Log Message</b>	Unable to modify VPLS-related state: <i>error-code</i> (errno <i>error-message</i> )
<b>Description</b>	The routing protocol process (rpd) attempted to modify the state for a logical interface that is related to virtual private LAN service (VPLS), but the request failed.
<b>Type</b>	Event: This message reports an event, not an error
<b>Severity</b>	info
<b>Facility</b>	LOG_DAEMON
<b>Cause</b>	It is possible that the kernel lacked the resources to fulfill the request. The rpd process will recover.

---

## RPD\_L2VPN\_LABEL\_ALLOC\_FAILED

---

<b>System Log Message</b>	Unable to allocate <i>label-type</i> labels for site <i>name</i> with ID <i>identifier</i> in instance <i>vpn-name</i>
<b>Description</b>	The routing protocol process (rpd) could not allocate labels of the indicated type for the indicated site (name and ID) in the indicated virtual private network (VPN) virtual circuit (VC), because the resulting number of labels would have exceeded the limit.
<b>Type</b>	Error: An error occurred
<b>Severity</b>	error
<b>Facility</b>	LOG_DAEMON

## RPD\_L2VPN\_REMOTE\_SITE\_COLLISION

---

<b>System Log Message</b>	Two remote PEs (RDs <i>route-discriminator</i> and <i>route-discriminator2</i> ) have the same site ID ( <i>identifier</i> ) in VPN <i>vpn-name</i>
<b>Description</b>	The routing protocol process (rpd) for the indicated virtual private network (VPN) received an advertisement from a remote provider edge (PE) router with the first indicated route discriminator, but the associated site ID also belongs to a remote site with the second route discriminator.
<b>Type</b>	Event: This message reports an event, not an error
<b>Severity</b>	warning
<b>Facility</b>	LOG_DAEMON

## RPD\_L2VPN\_SITE\_COLLISION

---

<b>System Log Message</b>	Same site ID <i>identifier</i> configured on remote PE (RD <i>route-discriminator</i> ) and local PE in VPN <i>vpn-name</i> (non-multihomed site <i>name</i> )
<b>Description</b>	The routing protocol process (rpd) for the indicated virtual private network (VPN) received an advertisement from a remote provider edge (PE) router, but the associated site ID belongs to a local site.
<b>Type</b>	Event: This message reports an event, not an error
<b>Severity</b>	error
<b>Facility</b>	LOG_DAEMON

## RPD\_LAYER2\_VC\_BFD\_DOWN

---

<b>System Log Message</b>	BFD session for Layer 2 VC <i>vc-name</i> went down
<b>Description</b>	The routing protocol process (rpd) determined that the Bidirectional Forwarding Detection (BFD) protocol session for the indicated Layer 2 virtual private network (VPN) virtual circuit (VC) terminated.
<b>Type</b>	Event: This message reports an event, not an error
<b>Severity</b>	notice
<b>Facility</b>	LOG_DAEMON

## RPD\_LAYER2\_VC\_BFD\_UP

---

<b>System Log Message</b>	BFD session for Layer 2 VC <i>vc-name</i> came up
<b>Description</b>	The routing protocol process (rpd) determined that the Bidirectional Forwarding Detection (BFD) protocol session for the the indicated Layer 2 virtual private network (VPN) virtual circuit (VC) came up.
<b>Type</b>	Event: This message reports an event, not an error
<b>Severity</b>	notice

Facility LOG\_DAEMON

## RPD\_LAYER2\_VC\_DOWN

---

**System Log Message** State of Layer 2 VC *vc-name* changed from UP to *state*

**Description** The state of the indicated Layer 2 virtual private network (VPN) virtual circuit (VC) changed as indicated (to either down or deleted).

**Type** Event: This message reports an event, not an error

**Severity** notice

**Facility** LOG\_DAEMON

## RPD\_LAYER2\_VC\_PING\_DOWN

---

**System Log Message** Ping failure for Layer 2 VC *vc-name*

**Description** The routing protocol process (rpd) determined that the Ping for the indicated Layer 2 virtual private network (VPN) virtual circuit (VC) failed.

**Type** Event: This message reports an event, not an error

**Severity** notice

**Facility** LOG\_DAEMON

## RPD\_LAYER2\_VC\_UP

---

**System Log Message** State of Layer 2 VC *vc-name* changed to UP

**Description** The state of the indicated Layer 2 virtual private network (VPN) virtual circuit (VC) changed to up.

**Type** Event: This message reports an event, not an error

**Severity** info

**Facility** LOG\_DAEMON

## RPD\_LDP\_BFD\_DOWN

---

**System Log Message** LDP BFD session for FEC *fec-address* went down

**Description** The routing protocol process (rpd) determined that the Label Distribution Protocol (LDP) Bidirectional Forwarding Detection (BFD) protocol session for the indicated forwarding equivalence class (FEC) terminated.

**Type** Event: This message reports an event, not an error

**Severity** notice

**Facility** LOG\_DAEMON

## RPD\_LDP\_BFD\_DOWN\_TRACEROUTE\_FAIL

---

**System Log Message** LDP BFD sessions for FEC *fec-address* going down due to traceroute failure

**Description** The routing protocol process (rpd) determined that the Label Distribution Protocol (LDP) Bidirectional Forwarding Detection (BFD) protocol session for the indicated forwarding equivalence class (FEC) was terminated due to traceroute failure.

**Type** Event: This message reports an event, not an error

**Severity** notice

**Facility** LOG\_DAEMON

---

## RPD\_LDP\_BFD\_UP

**System Log Message** LDP BFD session for FEC *fec-address* came up

**Description** The routing protocol process (rpd) determined that the Label Distribution Protocol (LDP) Bidirectional Forwarding Detection (BFD) protocol session for the indicated forwarding equivalence class (FEC) came up.

**Type** Event: This message reports an event, not an error

**Severity** notice

**Facility** LOG\_DAEMON

---

## RPD\_LDP\_GR\_CFG\_IGNORED

**System Log Message** LDP needs *duration* seconds for restart. Instance restart-duration is *time-period* seconds only. Graceful restart will not be attempted

**Description** Instance restart-duration is less than that needed by LDP to finish graceful-restart. LDP GR will not be attempted.

**Type** Event: This message reports an event, not an error

**Severity** warning

**Facility** ANY

**Action** Modify the instance restart-duration and ldp GR configurations.

---

## RPD\_LDP\_INTF\_BLOCKED

**System Log Message** Duplicate session ID detected from *neighbor-address*i, interface *interface-name*, blocking interface

**Description** Label Distribution Protocol (LDP) operations were blocked on the indicated interface because the same session ID was detected across multiple interfaces but per-interface transport addresses are in use.

**Type** Event: This message reports an event, not an error

**Severity** warning

**Facility** LOG\_DAEMON

## RPD\_LDP\_INTF\_UNBLOCKED

---

<b>System Log Message</b>	LDP interface <i>interface-name</i> is now unblocked
<b>Description</b>	The indicated interface returned to the normal Label Distribution Protocol (LDP) operational state. It was previously blocked because the routing protocol process (rpd) noticed that a duplicate session ID was being used.
<b>Type</b>	Event: This message reports an event, not an error
<b>Severity</b>	warning
<b>Facility</b>	LOG_DAEMON

## RPD\_LDP\_NBRDOWN

---

<b>System Log Message</b>	LDP neighbor <i>neighbor-addressi (interface-name)</i> is down
<b>Description</b>	A Label Distribution Protocol (LDP) adjacency was terminated because the indicated neighbor stopped communicating. If the adjacency was the only one with this neighbor, the routing protocol process (rpd) terminated the associated LDP session.
<b>Type</b>	Event: This message reports an event, not an error
<b>Severity</b>	notice
<b>Facility</b>	LOG_DAEMON

## RPD\_LDP\_NBRUP

---

<b>System Log Message</b>	LDP neighbor <i>neighbor-addressi (interface-name)</i> is up
<b>Description</b>	A Label Distribution Protocol (LDP) adjacency with the indicated neighbor became active. The routing protocol process (rpd) established an LDP session with the neighbor if one did not already exist.
<b>Type</b>	Event: This message reports an event, not an error
<b>Severity</b>	info
<b>Facility</b>	LOG_DAEMON

## RPD\_LDP\_PING\_DOWN

---

<b>System Log Message</b>	LDP LSP ping failure for FEC <i>fec-address</i>
<b>Description</b>	The routing protocol process (rpd) determined that LSP ping returned error for the indicated forwarding equivalence class (FEC) of Label Distribution Protocol (LDP).
<b>Type</b>	Event: This message reports an event, not an error
<b>Severity</b>	notice
<b>Facility</b>	LOG_DAEMON

## RPD\_LDP\_SESSIONDOWN

---

<b>System Log Message</b>	LDP session <i>neighbor-address</i> is down, reason: <i>reason</i>
<b>Description</b>	The routing protocol process (rpd) terminated a Label Distribution Protocol (LDP) session with the indicated neighbor and deleted all labels exchanged during the session.
<b>Type</b>	Event: This message reports an event, not an error
<b>Severity</b>	notice
<b>Facility</b>	LOG_DAEMON

## RPD\_LDP\_SESSIONUP

---

<b>System Log Message</b>	LDP session <i>neighbor-address</i> is up
<b>Description</b>	The routing protocol process (rpd) established a Label Distribution Protocol (LDP) session with the indicated neighbor. The routers began exchanging labels.
<b>Type</b>	Event: This message reports an event, not an error
<b>Severity</b>	info
<b>Facility</b>	LOG_DAEMON

## RPD\_LMP\_ALLOC\_ACK

---

<b>System Log Message</b>	Unknown context in ALLOC_ACK message
<b>Description</b>	The routing protocol process (rpd) received a label allocation acknowledgment that contained invalid context.
<b>Type</b>	Error: An error occurred
<b>Severity</b>	error
<b>Facility</b>	LOG_DAEMON

## RPD\_LMP\_ALLOC\_REQUEST\_TIMEOUT

---

<b>System Log Message</b>	Allocation request timeout for context <i>0xaddress</i> , client request ID <i>0xrequest-id</i>
<b>Description</b>	The label allocation request with the indicated client request ID and for the indicated context timed out before completion.
<b>Type</b>	Event: This message reports an event, not an error
<b>Severity</b>	error
<b>Facility</b>	LOG_DAEMON

## RPD\_LMP\_CONTROL\_CHANNEL

---

<b>System Log Message</b>	<i>operation</i> operation failed: control channel <i>logical-interface-index</i> unknown
<b>Description</b>	The routing protocol process (rpd) received a message that specified the indicated type of operation on the indicated control channel. The channel does not exist.



**Type** Error: An error occurred  
**Severity** error  
**Facility** LOG\_DAEMON

---

## RPD\_LMP\_NO\_CALLBACK

---

**System Log Message** No function callback for label removed event  
**Description** The routing protocol process (rpd) could not notify a client that a label was removed, because there was no function callback for the removal event.  
**Type** Error: An error occurred  
**Severity** error  
**Facility** LOG\_DAEMON

---

## RPD\_LMP\_NO\_MEMORY

---

**System Log Message** *function-name*: malloc() failed (*error-message*, *errno error-code*)  
**Description** The routing protocol process (rpd) could not allocate memory.  
**Type** Error: An error occurred  
**Severity** error  
**Facility** LOG\_DAEMON  
**Cause** An internal software failure occurred.

---

## RPD\_LMP\_NO\_PEER

---

**System Log Message** Peer *peer-id* not found for TE link *link-name* (index *link-id*)  
**Description** The routing protocol process (rpd) could not locate the indicated peer while processing a TE LINK message for the traffic-engineering link with the indicated name and index.  
**Type** Error: An error occurred  
**Severity** error  
**Facility** LOG\_DAEMON

---

## RPD\_LMP\_PEER

---

**System Log Message** *operation* operation failed: peer *peer-name* (index *peer-id*) *reason*  
**Description** The routing protocol process (rpd) could not perform the indicated operation for the peer with the indicated name and index, for the indicated reason.  
**Type** Error: An error occurred  
**Severity** error  
**Facility** LOG\_DAEMON

## RPD\_LMP\_PEER\_IFL

---

<b>System Log Message</b>	<i>operation</i> operation failed because <i>reason</i> for peer <i>peer-name</i> (index <i>peer-id</i> ): <i>error-message</i> (errno <i>error-code</i> )
<b>Description</b>	The routing protocol process (rpd) could not perform the indicated operation for the peer with the indicated name and index, for the indicated reason.
<b>Type</b>	Error: An error occurred
<b>Severity</b>	error
<b>Facility</b>	LOG_DAEMON

## RPD\_LMP\_PEER\_INDEX

---

<b>System Log Message</b>	No more peer indexes
<b>Description</b>	No more peer indexes were available for allocation.
<b>Type</b>	Event: This message reports an event, not an error
<b>Severity</b>	error
<b>Facility</b>	LOG_DAEMON

## RPD\_LMP\_RESOURCE

---

<b>System Log Message</b>	<i>operation</i> operation failed: resource <i>resource</i> (type <i>type</i> , index <i>index</i> ) <i>reason</i>
<b>Description</b>	The routing protocol process (rpd) could not perform the indicated operation for the resource with the indicated name, type, and index, for the indicated reason.
<b>Type</b>	Error: An error occurred
<b>Severity</b>	error
<b>Facility</b>	LOG_DAEMON

## RPD\_LMP\_RESOURCE\_NO\_LINK

---

<b>System Log Message</b>	TE link <i>link-id</i> not found for resource <i>resource</i> (type <i>type</i> , index <i>index</i> )
<b>Description</b>	The routing protocol process (rpd) could not locate the indicated traffic-engineering link for the resource with the indicated name, type, and index.
<b>Type</b>	Error: An error occurred
<b>Severity</b>	error
<b>Facility</b>	LOG_DAEMON

## RPD\_LMP\_SEND

---

<b>System Log Message</b>	<i>function-name</i> : handling write exception ( <i>error-message</i> , errno <i>error-code</i> )
<b>Description</b>	The routing protocol process (rpd) could not send a message to the Label Management Protocol (LMP) process (lmpd).

<b>Type</b>	Error: An error occurred
<b>Severity</b>	error
<b>Facility</b>	LOG_DAEMON

---

## RPD\_LMP\_SEND\_ALLOCATION\_MESSAGE

---

<b>System Log Message</b>	Unable to send allocation message: <i>error-message (error-code)</i>
<b>Description</b>	The routing protocol process (rpd) could not send an allocation message.

<b>Type</b>	Error: An error occurred
<b>Severity</b>	error
<b>Facility</b>	LOG_DAEMON

---

## RPD\_LMP\_SYSFAIL

---

<b>System Log Message</b>	Unable to start <i>type</i> timer
<b>Description</b>	The routing protocol process (rpd) discovered that the Label Management Protocol (LMP) process (lmpd) was not running. The rpd process attempted to start the indicated type of timer for restarting the lmpd process or reestablishing a connection to it, but the attempt failed.
<b>Type</b>	Error: An error occurred
<b>Severity</b>	error
<b>Facility</b>	LOG_DAEMON
<b>Cause</b>	An internal software failure occurred.
<b>Action</b>	Examine the messages that immediately follow this message in the system log for information about possible reasons that lmpd failed.

---

## RPD\_LMP\_TE\_LINK

---

<b>System Log Message</b>	<i>operation</i> operation failed: TE link <i>link-name</i> (index <i>index</i> ) <i>reason</i>
<b>Description</b>	The routing protocol process (rpd) could not perform the indicated operation for the traffic-engineering link with the indicated name and index, for the indicated reason.
<b>Type</b>	Error: An error occurred
<b>Severity</b>	error
<b>Facility</b>	LOG_DAEMON

---

## RPD\_LMP\_TE\_LINK\_INDEX

---

<b>System Log Message</b>	No more TE-link indexes
<b>Description</b>	No more traffic-engineering link indexes were available for allocation.

<b>Type</b>	Event: This message reports an event, not an error
<b>Severity</b>	error
<b>Facility</b>	LOG_DAEMON

---

## RPD\_LMP\_UNEXPECTED\_OPCODE

---

<b>System Log Message</b>	<i>message-type</i> message had unexpected operation code <i>operation-code</i>
<b>Description</b>	The routing protocol process (rpd) received the indicated type of message, which had the indicated invalid operation code.
<b>Type</b>	Error: An error occurred
<b>Severity</b>	error
<b>Facility</b>	LOG_DAEMON
<b>Action</b>	For more information, see KB19072.

---

## RPD\_LOCK\_FLOCKED

---

<b>System Log Message</b>	Unable to obtain a lock on <i>filename</i> , is another copy of rpd running?
<b>Description</b>	The routing protocol process (rpd) could not obtain the mutual exclusion lock that prevents more than one instance of rpd from running simultaneously. The system terminated the indicated process.
<b>Type</b>	Error: An error occurred
<b>Severity</b>	error
<b>Facility</b>	LOG_DAEMON
<b>Cause</b>	Another rpd process is running.
<b>Action</b>	Use the 'show system process' command to verify that another rpd is running.

---

## RPD\_LOCK\_LOCKED

---

<b>System Log Message</b>	Unable to obtain a lock on <i>filename</i> , <i>program-name</i> [ <i>pid</i> ] is still running
<b>Description</b>	The routing protocol process (rpd) could not obtain the mutual exclusion lock that prevents more than one instance of rpd from running simultaneously. The system terminated this instance of rpd.
<b>Type</b>	Error: An error occurred
<b>Severity</b>	error
<b>Facility</b>	LOG_DAEMON
<b>Cause</b>	Another rpd is running.
<b>Action</b>	Use the 'show system process' command to verify that another rpd is running.

## RPD\_MC\_CFG\_CREATE\_ENTRY\_FAILED

---

<b>System Log Message</b>	Could not create entry for <i>entry</i> .
<b>Description</b>	The multicast configuration request failed because the routing protocol process (rpd) failed to create the specified configuration entry.
<b>Type</b>	Error: An error occurred
<b>Severity</b>	error
<b>Facility</b>	LOG_DAEMON
<b>Action</b>	Contact your technical support representative.

## RPD\_MC\_CFG\_FWDCACHE\_CONFLICT

---

<b>System Log Message</b>	Multicast forwarding-cache: reuse value must be less than or equal to suppress value
<b>Description</b>	Multicast forwarding-cache reuse value is configured to be greater than the suppress value. Reuse value must be less than or equal to the suppress value.
<b>Type</b>	Event: This message reports an event, not an error
<b>Severity</b>	warning
<b>Facility</b>	ANY

## RPD\_MC\_CFG\_PREFIX\_LEN\_SHORT

---

<b>System Log Message</b>	Multicast <i>argument</i> : prefix length <i>prefix-length</i> is too short for prefix <i>route-prefix</i> , ignoring excess host bits
<b>Description</b>	The prefix length for the indicated prefix is too short and it has a non-zero host portion. Excess host bits will be ignored.
<b>Type</b>	Event: This message reports an event, not an error
<b>Severity</b>	warning
<b>Facility</b>	ANY

## RPD\_MC\_COSD\_WRITE\_ERROR

---

<b>System Log Message</b>	Unable to write to pipe to COS process: ( <i>error-message</i> )
<b>Description</b>	The routing protocol process (rpd) could not write a message on the write pipe to the Class Of Service process (cosd).
<b>Type</b>	Error: An error occurred
<b>Severity</b>	info
<b>Facility</b>	LOG_DAEMON
<b>Action</b>	Contact your technical support representative.

## RPD\_MC\_DESIGNATED\_PE\_CHANGE

---

<b>System Log Message</b>	Designated forwarder changed to <i>ip-address</i> for backup-pe-group <i>group-name</i> in <i>routing-instance</i> instance
<b>Description</b>	The routing protocol daemon (rpd) assigned the indicated Provider Edge (PE) as the new designated forwarder of the indicated routing instance for the indicated backup-pe-group.
<b>Type</b>	Event: This message reports an event, not an error
<b>Severity</b>	notice
<b>Facility</b>	LOG_DAEMON

## RPD\_MC\_DYN\_CFG\_ALREADY\_BOUND

---

<b>System Log Message</b>	Dynamic configuration session id <i>client-session-id</i> for interface <i>interface-name</i> is already bound to interface <i>old-interface-name</i> .
<b>Description</b>	The dynamic configuration instantiation request was rejected because the specified dynamic configuration session ID was already bound to another interface.
<b>Type</b>	Error: An error occurred
<b>Severity</b>	error
<b>Facility</b>	LOG_DAEMON
<b>Action</b>	Unbind the session ID from the existing interface.

## RPD\_MC\_DYN\_CFG\_SES\_ID\_ADD\_FAIL

---

<b>System Log Message</b>	Failed to add dynamic configuration session id <i>client-session-id</i> to interface <i>interface-name</i> .
<b>Description</b>	The dynamic configuration instantiation request was rejected because the routing protocol process failed to associate the specified dynamic configuration session ID with the specified interface.
<b>Type</b>	Error: An error occurred
<b>Severity</b>	error
<b>Facility</b>	LOG_DAEMON
<b>Action</b>	Contact your technical support representative.

## RPD\_MC\_DYN\_CFG\_SES\_ID\_MISMATCH

---

<b>System Log Message</b>	Dynamic configuration entry for interface <i>interface-name</i> with session id <i>client-session-id</i> found an existing entry with a different session id of <i>client-session-id-1</i> .
<b>Description</b>	The dynamic configuration instantiation request was rejected because the request matched an existing dynamic configuration block that had a different session ID.

<b>Type</b>	Error: An error occurred
<b>Severity</b>	error
<b>Facility</b>	LOG_DAEMON
<b>Action</b>	Contact your technical support representative.

---

## RPD\_MC\_LOCAL\_DESIGNATED\_PE

---

<b>System Log Message</b>	Local PE is now the designated forwarder for backup-pe-group <i>group-name</i> in <i>routing-instance</i> instance
<b>Description</b>	The routing protocol daemon (rpd) selected the local Provider Edge (PE) as the designated forwarder of the indicated routing instance for the indicated backup-pe-group.
<b>Type</b>	Event: This message reports an event, not an error
<b>Severity</b>	notice
<b>Facility</b>	LOG_DAEMON

---

## RPD\_MC\_OIF\_REJECT

---

<b>System Log Message</b>	Interface <i>interface-name</i> is rejected due to lack of bw
<b>Description</b>	When multicast bandwidth admission control is applied, an interface may not be put into the downstream interface list for a forwarding cache if the interface does not have enough bandwidth for the flow, even when a multicast protocol determines that there are local/downstream receivers.
<b>Type</b>	Event: This message reports an event, not an error
<b>Severity</b>	info
<b>Facility</b>	LOG_DAEMON

---

## RPD\_MC\_OIF\_RE\_ADMIT

---

<b>System Log Message</b>	Interface <i>interface-name</i> is re-admitted with newly available bw
<b>Description</b>	The indicated downstream interface that was previously rejected was readmitted for the flow because there was newly available bandwidth on the interface.
<b>Type</b>	Event: This message reports an event, not an error
<b>Severity</b>	info
<b>Facility</b>	LOG_DAEMON

---

## RPD\_MGMT\_TIMEOUT

---

<b>System Log Message</b>	Connection to management peer <i>process-name</i> timed out waiting for input
<b>Description</b>	The connection between the routing protocol process (rpd) and the indicated management process (mgd) timed out before input arrived from the mgd process.

**Type** Error: An error occurred  
**Severity** warning  
**Facility** LOG\_DAEMON

---

## RPD\_MIRROR\_ERROR

---

**System Log Message** Unable to establish mirror connection between Routing Engines: *error-message*

**Description** The routing protocol process (rpd) could not establish the mirror connection (which supports nonstop routing) between the master and backup Routing Engines.

**Type** Error: An error occurred  
**Severity** warning  
**Facility** LOG\_DAEMON

**Cause** The master and backup Routing Engines are running incompatible versions of the Junos OS .

**Action** Update the Junos OS to compatible versions on the master and backup Routing Engines.

---

## RPD\_MIRROR\_VERSION\_MISMATCH

---

**System Log Message** Versions of mirror software on Routing Engines are incompatible: *error-message*

**Description** While trying to establish the mirror connection between the master and backup Routing Engines (which supports nonstop routing), the routing protocol process (rpd) determined that the versions of Junos OS on the Routing Engines were incompatible.

**Type** Error: An error occurred  
**Severity** warning  
**Facility** LOG\_DAEMON

**Action** Update the Junos OS to compatible versions on the master and backup Routing Engines.

---

## RPD\_MLD\_ACCOUNTING\_OFF

---

**System Log Message** *interface-name time*

**Description** The Multicast Listener Discovery (MLD) accounting for the indicated interface was disabled at the indicated time.

**Type** Event: This message reports an event, not an error  
**Severity** info  
**Facility** LOG\_DAEMON

---

## RPD\_MLD\_ACCOUNTING\_ON

---

**System Log Message** *interface-name time*



**Description** The Multicast Listener Discovery (MLD) accounting for the indicated interface was enabled at the indicated time.

**Type** Event: This message reports an event, not an error

**Severity** info

**Facility** LOG\_DAEMON

---

## RPD\_MLD\_ALL\_SUBSCRIBERS\_DELETED

---

**System Log Message** All MLD subscribers on interface *interface-name* deleted at *time* because the interface is down

**Description** All MLD subscribers have been deleted because the interface is down.

**Type** Event: This message reports an event, not an error

**Severity** info

**Facility** LOG\_DAEMON

---

## RPD\_MLD\_CFG\_CREATE\_ENTRY\_FAILED

---

**System Log Message** Could not create entry for *entry*.

**Description** MLD failed to create the indicated configuration entry. The configuration request failed.

**Type** Error: An error occurred

**Severity** error

**Facility** LOG\_DAEMON

**Action** Contact your technical support representative.

---

## RPD\_MLD\_CFG\_GROUP\_OUT\_OF\_RANGE

---

**System Log Message** The combination of group-count *count* and group-increment *ip-address* causes some of the groups out of range.

**Description** The configuration request failed because the indicated configuration object contained a group that is out of range.

**Type** Error: An error occurred

**Severity** error

**Facility** LOG\_DAEMON

**Action** Modify configuration statement to use a valid value.

---

## RPD\_MLD\_CFG\_INVALID\_VALUE

---

**System Log Message** The *object-name* configuration object *identifier* field has an invalid value of *value*

<b>Description</b>	The configuration request failed because the indicated configuration object contained the indicated invalid value.
<b>Type</b>	Error: An error occurred
<b>Severity</b>	error
<b>Facility</b>	LOG_DAEMON
<b>Action</b>	Modify configuration statement to use a valid value.

---

### RPD\_MLD\_CFG\_SOURCE\_OUT\_OF\_RANGE

---

<b>System Log Message</b>	The combination of source-count <i>count</i> and source-increment <i>ip-address</i> causes some of the sources out of range.
<b>Description</b>	The configuration request failed because the indicated configuration object contained a source that is out of range.
<b>Type</b>	Error: An error occurred
<b>Severity</b>	error
<b>Facility</b>	LOG_DAEMON
<b>Action</b>	Modify configuration statement to use a valid value.

---

### RPD\_MLD\_DYN\_CFG\_ALREADY\_BOUND

---

<b>System Log Message</b>	Dynamic configuration session id <i>client-session-id</i> for interface <i>interface-name</i> is already bound to interface <i>old-interface-name</i> .
<b>Description</b>	The indicated dynamic configuration session id is already bound to another interface. The dynamic configuration instantiation request was rejected.
<b>Type</b>	Error: An error occurred
<b>Severity</b>	error
<b>Facility</b>	LOG_DAEMON
<b>Action</b>	Unbind session id from existing interface.

---

### RPD\_MLD\_DYN\_CFG\_INVALID\_STMT

---

<b>System Log Message</b>	Invalid dynamic configuration statement: <i>configuration-statement</i>
<b>Description</b>	The indicated dynamic configuration statement was invalid. The dynamic configuration instantiation request was rejected.
<b>Type</b>	Error: An error occurred
<b>Severity</b>	error
<b>Facility</b>	LOG_DAEMON

**Action** Remove the unsupported configuration statement.

---

### RPD\_MLD\_DYN\_CFG\_SES\_ID\_ADD\_FAIL

---

**System Log Message** Failed to add dynamic configuration session id *client-session-id* to interface *interface-name*.

**Description** Failed to associate the indicated dynamic configuration session id to specified interface. The dynamic configuration instantiation request was rejected.

**Type** Error: An error occurred

**Severity** error

**Facility** LOG\_DAEMON

---

### RPD\_MLD\_DYN\_CFG\_SES\_ID\_MISMATCH

---

**System Log Message** Dynamic configuration entry for interface *interface-name* with session id *client-session-id* found an existing entry with a different session id of *client-session-id-1*.

**Description** The dynamic configuration instantiation request matched an existing dynamic configuration block that had a different session id. The dynamic configuration instantiation request was rejected.

**Type** Error: An error occurred

**Severity** error

**Facility** LOG\_DAEMON

**Action** Contact your technical support representative.

---

### RPD\_MLD\_JOIN

---

**System Log Message** Listener *source-address* sent a join to *destination-address* for group *group-address* source *sender-address* on interface *interface-name* at time

**Description** MLD join event.

**Type** Event: This message reports an event, not an error

**Severity** info

**Facility** LOG\_DAEMON

---

### RPD\_MLD\_LEAVE

---

**System Log Message** Listener *source-address* sent a leave to *destination-address* for group *group-address* source *sender-address* on interface *interface-name* at time

**Description** MLD leave event.

**Type** Event: This message reports an event, not an error

**Severity** info

Facility LOG\_DAEMON

---

### RPD\_MLD\_MEMBERSHIP\_TIMEOUT

---

**System Log Message** Membership timeout for listener *source-address* for group *group-address* source *sender-address* on interface *interface-name* at time

**Description** MLD group membership timeout.

**Type** Event: This message reports an event, not an error

**Severity** info

Facility LOG\_DAEMON

---

### RPD\_MLD\_ROUTER\_VERSION\_MISMATCH

---

**System Log Message** MLD version mismatch on *interface-name*. Local version: *local-version* Remote version: *remote-version*

**Description** The MLD version running on the local router does not match the one received in the query

**Type** Event: This message reports an event, not an error

**Severity** warning

Facility LOG\_DAEMON

---

### RPD\_MPLS\_INTERFACE\_ROUTE\_ERROR

---

**System Log Message** Unable to add route in table *table-name* for label *mpls-label* pointing to *interface-name*

**Description** There was a failure in adding a Multiprotocol Label Switching (MPLS) route pointing to an interface

**Type** Event: This message reports an event, not an error

**Severity** notice

Facility LOG\_DAEMON

---

### RPD\_MPLS\_INTF\_MAX\_LABELS\_ERROR

---

**System Log Message** Maximum labels exceeded - failed to stack additional label to nexthop on interface *interface-name*

**Description** There was a failure in stacking additional label to a nexthop which already has maximum number of labels allowed for the interface

**Type** Error: An error occurred

**Severity** warning

Facility LOG\_DAEMON

---

### RPD\_MPLS\_LSP\_AUTOBW\_NOTICE

---

**System Log Message** mpls LSP *lsp-name* Autobw already in progress, ignoring new trigger

**Description** The auto-bandwidth adjustment for the indicated Multiprotocol Label Switching (MPLS) label-switched path (LSP) already in progress, ignoring new trigger.

**Type** Event: This message reports an event, not an error

**Severity** notice

**Facility** LOG\_DAEMON

---

## RPD\_MPLS\_LSP\_BANDWIDTH\_CHANGE

---

**System Log Message** MPLS LSP *lsp-name* bandwidth changed, lsp bandwidth *bandwidth* bps

**Description** The bandwidth associated with the indicated Multiprotocol Label Switching (MPLS) label-switched path (LSP) changed.

**Type** Event: This message reports an event, not an error

**Severity** warning

**Facility** LOG\_DAEMON

---

## RPD\_MPLS\_LSP\_CHANGE

---

**System Log Message** MPLS LSP *lsp-name* change on *path-type(pathname)* Route *lsp-rrr* lsp bandwidth *bandwidth* bps

**Description** The indicated Multiprotocol Label Switching (MPLS) label-switched path (LSP) was rerouted and its Record Route Object (RRO) changed.

**Type** Event: This message reports an event, not an error

**Severity** warning

**Facility** LOG\_DAEMON

---

## RPD\_MPLS\_LSP\_DOWN

---

**System Log Message** MPLS LSP *lsp-name* down on *path-type(pathname)*

**Description** The indicated Multiprotocol Label Switching (MPLS) label-switched path (LSP) went down and could not be used to send traffic.

**Type** Event: This message reports an event, not an error

**Severity** warning

**Facility** LOG\_DAEMON

---

## RPD\_MPLS\_LSP\_SWITCH

---

**System Log Message** MPLS LSP *lsp-name* switch from *old-path-type(old-pathname)* to *new-path-type(new-pathname)*, Route *lsp-rrr*: *reason* lsp bandwidth *bandwidth* bps

**Description** The indicated Multiprotocol Label Switching (MPLS) label-switched path (LSP) switched from primary path to secondary path or vice versa.

<b>Type</b>	Event: This message reports an event, not an error
<b>Severity</b>	warning
<b>Facility</b>	LOG_DAEMON

---

## RPD\_MPLS\_LSP\_UP

---

**System Log Message** MPLS LSP *lsp-name* up on *path-type(pathname)* Route *lsp-rro* lsp bandwidth *bandwidth* bps

**Description** The indicated Multiprotocol Label Switching (MPLS) label-switched path (LSP) came up and could be used to send traffic.

<b>Type</b>	Event: This message reports an event, not an error
<b>Severity</b>	warning
<b>Facility</b>	LOG_DAEMON

---

## RPD\_MPLS\_OAM\_LSP\_PING\_REPLY\_ERR

---

**System Log Message** Received ping reply with an error: *error-code*.

**Description** Received a LSP ping reply with an error code, for the ping request sent. If any failure action is configured, the failure action will get executed

<b>Type</b>	Event: This message reports an event, not an error
<b>Severity</b>	error
<b>Facility</b>	LOG_DAEMON

---

## RPD\_MPLS\_OAM\_PING\_REPLY\_TIMEOUT

---

**System Log Message** LSP ping reply timed out

**Description** LSP ping timed out waiting for a reply. If any failure action is configured, the failure action will get executed

<b>Type</b>	Event: This message reports an event, not an error
<b>Severity</b>	error
<b>Facility</b>	LOG_DAEMON

---

## RPD\_MPLS\_OAM\_READ\_ERROR

---

**System Log Message** Unable to read from pipe to MPLS OAM process: *reason (error-message)*

**Description** The routing protocol process (rpd) could not read a message available on the read pipe from the MPLS Operation, Administration, and Maintenance process (mplsoamd).

<b>Type</b>	Error: An error occurred
<b>Severity</b>	info
<b>Facility</b>	LOG_DAEMON

**Action** Contact your technical support representative.

---

## RPD\_MPLS\_OAM\_WRITE\_ERROR

---

**System Log Message** Unable to write to pipe to MPLS OAM process: (*error-message*)

**Description** The routing protocol process (rpd) could not write a message on the write pipe to the MPLS Operation, Administration, and Maintenance process (mplsoamd).

**Type** Error: An error occurred

**Severity** info

**Facility** LOG\_DAEMON

**Action** Contact your technical support representative.

---

## RPD\_MPLS\_PATH\_BANDWIDTH\_CHANGE

---

**System Log Message** MPLS path *pathname* (lsp *lsp-name*) bandwidth changed, path bandwidth *bandwidth* bps

**Description** The bandwidth associated with the indicated Multiprotocol Label Switching (MPLS) path changed.

**Type** Event: This message reports an event, not an error

**Severity** warning

**Facility** LOG\_DAEMON

---

## RPD\_MPLS\_PATH\_BFD\_DOWN

---

**System Log Message** BFD session for MPLS path *pathname* went down on LSP *lsp-name*

**Description** The routing protocol process (rpd) determined that the Bidirectional Forwarding Detection (BFD) protocol session for the indicated Multiprotocol Label Switching (MPLS) path terminated on the indicated label-switched path (LSP).

**Type** Event: This message reports an event, not an error

**Severity** notice

**Facility** LOG\_DAEMON

---

## RPD\_MPLS\_PATH\_BFD\_UP

---

**System Log Message** BFD session for MPLS path *pathname* came up on LSP *lsp-name*

**Description** The routing protocol process (rpd) determined that the Bidirectional Forwarding Detection (BFD) protocol session for the the indicated Multiprotocol Label Switching (MPLS) path came up on the indicated label-switched path (LSP).

**Type** Event: This message reports an event, not an error

**Severity** notice

Facility LOG\_DAEMON

---

## RPD\_MPLS\_PATH\_BW\_NOT\_AVAILABLE

---

**System Log Message** Unable to satisfy bandwidth configured for MPLS path *pathname* on LSP *lsp-name*

**Description** The bandwidth setting for the indicated Multiprotocol Label Switching (MPLS) path and label-switched path (LSP) was changed recently, but attempts to apply the new setting failed. The LSP continued to use the previous amount of bandwidth.

**Type** Event: This message reports an event, not an error

**Severity** warning

**Facility** LOG\_DAEMON

**Action** Determine the reason that the bandwidth could not change and make the necessary changes to the software configuration, hardware configuration, or both.

---

## RPD\_MPLS\_PATH\_DOWN

---

**System Log Message** MPLS path *pathname* down on LSP *lsp-name*

**Description** The indicated Multiprotocol Label Switching (MPLS) path went down on the indicated label-switched path (LSP).

**Type** Event: This message reports an event, not an error

**Severity** warning

**Facility** LOG\_DAEMON

---

## RPD\_MPLS\_PATH\_PING\_DOWN

---

**System Log Message** LSP ping failure occurred for MPLS path *pathname* on LSP *lsp-name*

**Description** The routing protocol process (rpd) determined that the LSP ping returned error for the indicated Multiprotocol Label Switching (MPLS) path terminated on the indicated label-switched path (LSP).

**Type** Event: This message reports an event, not an error

**Severity** notice

**Facility** LOG\_DAEMON

---

## RPD\_MPLS\_PATH\_UP

---

**System Log Message** MPLS path *pathname* up on LSP *lsp-name* path bandwidth *bandwidth* bps

**Description** The indicated Multiprotocol Label Switching (MPLS) path came up on the indicated label-switched path (LSP).

**Type** Event: This message reports an event, not an error

**Severity** warning



Facility LOG\_DAEMON

---

## RPD\_MPLS\_REQ\_BW\_NOT\_AVAILABLE

---

**System Log Message** Requested bandwidth unavailable for MPLS path *pathname* on LSP *lsp-name*

**Description** After a successful CSPF computation, network conditions changed and RSVP failed to set up the path with the requested bandwidth which resulted in a path error. The LSP did not come up if the error occurred when the LSP was initially established. Otherwise, during an optimization or auto-bandwidth adjustment, the LSP continued to stay up on the old path and used the previous amount of bandwidth.

**Type** Event: This message reports an event, not an error

**Severity** warning

**Facility** LOG\_DAEMON

---

## RPD\_MPLS\_TABLE\_ROUTE\_ERROR

---

**System Log Message** Unable to add route in table *table-name* for label *mpls-label* pointing to *next-table-name*

**Description** There was a failure in adding a Multiprotocol Label Switching (MPLS) route pointing to another MPLS routing table

**Type** Event: This message reports an event, not an error

**Severity** notice

**Facility** LOG\_DAEMON

---

## RPD\_MSDP\_CFG\_SA\_LIMITS\_CONFLICT

---

**System Log Message** Threshold value *threshold* must be less than or equal to maximum value *maximum-value*. Setting threshold to maximum

**Description** The MSDP active-source-limit threshold is either undefined or exceeds the maximum value. Threshold will be set to maximum.

**Type** Event: This message reports an event, not an error

**Severity** warning

**Facility** ANY

**Action** Consider modifying the MSDP active-source-limit configurations.

---

## RPD\_MSDP\_CFG\_SRC\_INVALID

---

**System Log Message** *argument* is an invalid source address

**Description** The indicated MSDP source is configured with an invalid address

**Type** Event: This message reports an event, not an error

**Severity** warning

<b>Facility</b>	ANY
<b>Action</b>	Modify the configuration statement to use a valid value.

---

## RPD\_MSDP\_PEER\_DOWN

---

<b>System Log Message</b>	MSDP peer <i>peer-address</i> peer-group <i>peer-group</i> out of Established state
<b>Description</b>	The indicated MSDP peer left the Established state. The routing protocol process (rpd) deleted all active sources learned from the peer and will no longer send 'Source Active' messages to it.
<b>Type</b>	Event: This message reports an event, not an error
<b>Severity</b>	notice
<b>Facility</b>	LOG_DAEMON

---

## RPD\_MSDP\_PEER\_UP

---

<b>System Log Message</b>	MSDP peer <i>peer-address</i> peer-group <i>peer-group</i> into Established state
<b>Description</b>	The indicated MSDP peer entered the Established state.
<b>Type</b>	Event: This message reports an event, not an error
<b>Severity</b>	info
<b>Facility</b>	LOG_DAEMON

---

## RPD\_MSDP\_SRC\_ACTIVE\_OVER\_LIMIT

---

<b>System Log Message</b>	Number of MSDP source-active messages about <i>originator</i> exceeded configured limit <i>message</i>
<b>Description</b>	The number of MSDP source-active messages received from the indicated instance, peer, or source exceeded the configured limit. All source-active messages are discarded until the limit is no longer exceeded. During periods when the event reported by this message occurs frequently, the routing protocol process (rpd) does not log every occurrence. In this case, the repetitions field in the message indicates how many times the event occurred since the rpd process previously logged this message.
<b>Type</b>	Event: This message reports an event, not an error
<b>Severity</b>	notice
<b>Facility</b>	LOG_DAEMON

---

## RPD\_MSDP\_SRC\_ACTIVE\_OVER\_THRESH

---

<b>System Log Message</b>	Number of MSDP source-active messages about <i>originator</i> exceeded configured threshold <i>message</i>
<b>Description</b>	The number of MSDP source-active messages received from the indicated instance, peer, or source exceeded the configured threshold. Until the threshold is no longer exceeded, a random early discard (RED) profile is applied to incoming messages so that

only some of them are accepted. During periods when the event reported by this message occurs frequently, the routing protocol process (rpd) does not log every occurrence. In this case, the repetitions field in the message indicates how many times the event occurred since the rpd process previously logged this message.

**Type** Event: This message reports an event, not an error  
**Severity** notice  
**Facility** LOG\_DAEMON

---

### RPD\_MSDP\_SRC\_ACTIVE\_UNDER\_LIMIT

---

**System Log Message** Number of MSDP source-active messages about *originator* no longer exceeded configured limit *message*

**Description** The number of MSDP source-active messages received from the indicated instance, peer, or source no longer exceeded the configured limit. Active-source messages are no longer discarded automatically. During periods when the event reported by this message occurs frequently, the routing protocol process (rpd) does not log every occurrence. In this case, the repetitions field in the message indicates how many times the event occurred since the rpd process previously logged this message.

**Type** Event: This message reports an event, not an error  
**Severity** notice  
**Facility** LOG\_DAEMON

---

### RPD\_MSDP\_SRC\_ACTIVE\_UNDER\_THRESH

---

**System Log Message** Number of MSDP source-active messages about *originator* no longer exceeded configured threshold *message*

**Description** The number of MSDP source-active messages received from the indicated instance, peer, or source no longer exceeded the configured threshold. A random early discard (RED) profile is no longer applied to incoming messages. During periods when the event reported by this message occurs frequently, the routing protocol process (rpd) does not log every occurrence. In this case, the repetitions field in the message indicates how many times the event occurred since the rpd process previously logged this message.

**Type** Event: This message reports an event, not an error  
**Severity** notice  
**Facility** LOG\_DAEMON

---

### RPD\_MVPN\_CFG\_PREFIX\_LEN\_SHORT

---

**System Log Message** MVPN *argument*: prefix length *prefix-length* is too short for prefix *route-prefix*, ignoring excess host bits

**Description** The prefix length for MVPN source or group object is too short and the indicated prefix has a non-zero host portion. Excess host bits will be ignored.

<b>Type</b>	Event: This message reports an event, not an error
<b>Severity</b>	warning
<b>Facility</b>	ANY

---

## RPD\_OSPF\_CFGNBR\_P2P

---

**System Log Message** Ignored configured neighbors on point-to-point realm *realm-name* interface *interface-name* area *area-idi*

**Description** For point-to-point interfaces, OSPF neighbors are learned by using hello messages, so the implicit configuration of neighbors was ignored for the indicated point-to-point interface.

<b>Type</b>	Error: An error occurred
<b>Severity</b>	warning
<b>Facility</b>	LOG_DAEMON
<b>Action</b>	Remove the neighbor configuration for the indicated interface.

---

## RPD\_OSPF\_IF\_COST\_CHANGE

---

**System Log Message** Interface *interface-name* (*interface-address*) area *area-idi*: cost changed *cost* -> *metric*

**Description** OSPF interface cost changed due to change in interface bandwidth.

<b>Type</b>	Event: This message reports an event, not an error
<b>Severity</b>	info
<b>Facility</b>	LOG_DAEMON

---

## RPD\_OSPF\_LDP\_SYNC

---

**System Log Message** OSPF realm *realm-name* interface *interface-name* area *area-idi* advertised with infinite metric for *duration* seconds already due to loss of synchronization with LDP

**Description** The OSPF protocol lost synchronization with the Label Distribution Protocol (LDP) on the indicated interface. As a consequence, it began advertising an infinite metric for the interface and has been doing so for the indicated number of seconds.

<b>Type</b>	Error: An error occurred
<b>Severity</b>	warning
<b>Facility</b>	LOG_DAEMON
<b>Action</b>	Determine why LDP lost synchronization with OSPF.

---

## RPD\_OSPF\_LSA\_MAXIMUM\_EXCEEDED

---

**System Log Message** OSPF realm *realm-name* number of non-local LSAs exceeded maximum limit

**Description** The number of non self-generated LSAs exceeded maximum limit specified for database protection in the indicated realm. Consequently, all non self-generated LSA were deleted and all neighbors were killed. The router will not send any OSPF hellos and will ignore any incoming OSPF packets till ignore-time has elapsed.

**Type** Event: This message reports an event, not an error

**Severity** notice

**Facility** LOG\_DAEMON

---

### RPD\_OSPF\_LSA\_WARNING\_EXCEEDED

---

**System Log Message** OSPF realm *realm-name* number of non-local LSAs exceeded warning limit

**Description** The number of non self-generated LSAs exceeded warning limit specified for database protection in the indicated realm.

**Type** Event: This message reports an event, not an error

**Severity** notice

**Facility** LOG\_DAEMON

---

### RPD\_OSPF\_NBRDOWN

---

**System Log Message** OSPF neighbor *neighbor-address* (realm *realm-name* interface-name *interface-name* area *area-idi*) state changed from *old-state* to *new-state* due to *event-name* (event reason: *reason*)

**Description** An OSPF adjacency with the indicated neighboring router was terminated. The local router no longer exchanges routing information with, or directs traffic to, the neighboring router.

**Type** Event: This message reports an event, not an error

**Severity** notice

**Facility** LOG\_DAEMON

**Action** For more information, see KB19074.

---

### RPD\_OSPF\_NBRUP

---

**System Log Message** OSPF neighbor *neighbor-address* (realm *realm-name* interface-name *interface-name* area *area-idi*) state changed from *old-state* to *new-state* due to *event-name* (event reason: *reason*)

**Description** An OSPF adjacency was established with the indicated neighboring router. The local router can now exchange information with it.

**Type** Event: This message reports an event, not an error

**Severity** info

**Facility** LOG\_DAEMON

## RPD\_OSPF\_OVERLOAD

---

<b>System Log Message</b>	OSPF instance <i>instance</i> topology <i>topology</i> is going into overload state: number of export prefixes ( <i>count</i> ) exceeded maximum allowed ( <i>maximum-value</i> )
<b>Description</b>	The indicated topology in the indicated OSPF instance became overloaded and will remain in that state until an administrator intervenes.
<b>Type</b>	Error: An error occurred
<b>Severity</b>	warning
<b>Facility</b>	LOG_DAEMON
<b>Cause</b>	The number of export prefixes exceeded the configured limit.
<b>Action</b>	Unconfigure or modify export policies that inject a large number of routes.

## RPD\_OSPF\_TOPO\_IF\_COST\_CHANGE

---

<b>System Log Message</b>	Interface <i>interface-name</i> ( <i>interface-address</i> ) area <i>area-idi</i> topology <i>topology</i> : cost changed <i>cost</i> -> <i>metric</i>
<b>Description</b>	OSPF topology interface cost changed due to change in interface bandwidth.
<b>Type</b>	Event: This message reports an event, not an error
<b>Severity</b>	info
<b>Facility</b>	LOG_DAEMON

## RPD\_OS\_MEMHIGH

---

<b>System Log Message</b>	Using <i>size</i> KB of memory, <i>percentage-value</i> percent of available
<b>Description</b>	The routing protocol process (rpd) is using the indicated amount and percentage of Routing Engine memory, which is considered excessive.
<b>Type</b>	Error: An error occurred
<b>Severity</b>	error
<b>Facility</b>	LOG_DAEMON
<b>Cause</b>	Either rpd is leaking memory or the use of system resources is excessive, perhaps because routing filters are misconfigured or the configured network topology is very complex.
<b>Action</b>	Increase the amount of RAM in the Routing Engine. For more information, see <a href="#">KB14186</a> .

## RPD\_PARSE\_BAD\_LR\_NAME

---

<b>System Log Message</b>	<i>executable-name</i> : logical system name " <i>logical-system-name</i> " exceeds <i>count</i> characters
<b>Description</b>	The indicated logical system name exceeds the indicated maximum number of characters.

<b>Type</b>	Error: An error occurred
<b>Severity</b>	error
<b>Facility</b>	LOG_DAEMON
<b>Action</b>	Assign a shorter name.

---

## RPD\_PARSE\_BAD\_OPTION

---

<b>System Log Message</b>	<i>executable-name</i> : command-line option <i>option</i> is invalid
<b>Description</b>	The command line used to start the indicated process included the indicated option, which is invalid. The process did not start.
<b>Type</b>	Error: An error occurred
<b>Severity</b>	error
<b>Facility</b>	LOG_DAEMON
<b>Action</b>	Reissue the command without the invalid option.

---

## RPD\_PARSE\_CMD\_ARG

---

<b>System Log Message</b>	<i>executable-name</i> : missing required argument for command-line option <i>option</i>
<b>Description</b>	The command line used to start the indicated process did not include the argument required by the indicated option. The process did not start.
<b>Type</b>	Error: An error occurred
<b>Severity</b>	error
<b>Facility</b>	LOG_DAEMON
<b>Action</b>	Reissue the command and include the required argument.

---

## RPD\_PARSE\_CMD\_DUPLICATE

---

<b>System Log Message</b>	<i>executable-name</i> : command-line option <i>option</i> is a duplicate
<b>Description</b>	The command line used to start the indicated process included the indicated duplicate option. The process did not start.
<b>Type</b>	Error: An error occurred
<b>Severity</b>	error
<b>Facility</b>	LOG_DAEMON
<b>Action</b>	Reissue the command without the duplicate option.

---

## RPD\_PARSE\_CMD\_EXTRA

---

<b>System Log Message</b>	<i>executable-name</i> : command-line option <i>option</i> is extraneous
---------------------------	--

<b>Description</b>	The command line used to start the indicated process included the indicated option, which is extraneous. The process did not start.
<b>Type</b>	Error: An error occurred
<b>Severity</b>	error
<b>Facility</b>	LOG_DAEMON
<b>Action</b>	Reissue the command and omit the extraneous option.

---

### RPD\_PIM\_FOUND\_NON\_BIDIR\_NBR

---

<b>System Log Message</b>	Instance <i>routing-instance</i> received a PIM Hello from a non-Bidir capable neighbor <i>neighbor-address</i> on <i>interface-name</i>
<b>Description</b>	The routing protocol process (rpd) declared that the indicated PIM neighbor is not PIM-Bidir capable. As a result, PIM-Bidir will be disabled on the indicated interface.
<b>Type</b>	Event: This message reports an event, not an error
<b>Severity</b>	error
<b>Facility</b>	LOG_DAEMON

---

### RPD\_PIM\_NBRDOWN

---

<b>System Log Message</b>	Instance <i>routing-instance</i> : PIM neighbor <i>neighbor-address</i> ( <i>interface-name</i> ) removed due to: <i>reason</i>
<b>Description</b>	The routing protocol process (rpd) declared the indicated PIM neighbor inactive.
<b>Type</b>	Event: This message reports an event, not an error
<b>Severity</b>	notice
<b>Facility</b>	LOG_DAEMON

---

### RPD\_PIM\_NBRUP

---

<b>System Log Message</b>	Instance <i>routing-instance</i> : PIM new neighbor <i>neighbor-address</i> interface <i>interface-name</i>
<b>Description</b>	The routing protocol process (rpd) discovered the indicated new PIM neighbor on the indicated interface.
<b>Type</b>	Event: This message reports an event, not an error
<b>Severity</b>	info
<b>Facility</b>	LOG_DAEMON

---

### RPD\_PIM\_NON\_BIDIR\_RPF

---

<b>System Log Message</b>	Instance <i>routing-instance</i> indicated that the RPF interface, <i>interface-name</i> , to the RPA <i>rp-address</i> is not a PIM-BIDIR enabled interface
---------------------------	--



**Description** The routing protocol process (rpd) declared that the indicated PIM Bidir RPF interface is not a PIM-Bidir enabled interface. As a result, PIM-Bidir forwarding will not work properly.

**Type** Event: This message reports an event, not an error

**Severity** error

**Facility** LOG\_DAEMON

---

## RPD\_PLCY\_CFG\_COMMUNITY\_FAIL

---

**System Log Message** Failed to parse community string under policy-options: *error-message*

**Description** The routing protocol process (rpd) encountered a non-catastrophic error in bgp community member string while parsing policy-options.

**Type** Event: This message reports an event, not an error

**Severity** warning

**Facility** ANY

---

## RPD\_PLCY\_CFG\_FWDCLASS\_OVERRIDDEN

---

**System Log Message** *argument* supersedes forwarding-class under policy-statement *policy-name*

**Description** During configuration parsing, a destination-class or source-class statement overrode the forwarding-class statement.

**Type** Event: This message reports an event, not an error

**Severity** warning

**Facility** ANY

---

## RPD\_PLCY\_CFG\_IFALL\_NOMATCH

---

**System Log Message** The interface 'all' statement under policy-statement *policy-name* will not match anything

**Description** Interface 'all' does not have any special meaning under the policy-options hierarchy unlike under various other hierarchies.

**Type** Event: This message reports an event, not an error

**Severity** warning

**Facility** ANY

---

## RPD\_PLCY\_CFG\_NH\_NETMASK

---

**System Log Message** Netmask ignored for next hop: *argument*.

**Description** A netmask was specified with the indicated next hop. The netmask is ignored. In a future release, a next hop address with netmask may generate a configuration error.

**Type** Event: This message reports an event, not an error

**Severity** warning

Facility ANY

---

## RPD\_PLCY\_CFG\_PARSE\_GEN\_FAIL

---

**System Log Message** Policy warning: *error-message*

**Description** A conflict was detected while parsing the policy-options configuration hierarchy.

**Type** Event: This message reports an event, not an error

**Severity** warning

**Facility** ANY

---

## RPD\_PLCY\_CFG\_PREFIX\_LEN\_SHORT

---

**System Log Message** prefix length *prefix-length* is too short for prefix *route-prefix* under policy-statement *policy-name*, ignoring excess host bits

**Description** The prefix length for the indicated prefix is too short and it has a non-zero host portion. Excess host bits will be ignored.

**Type** Event: This message reports an event, not an error

**Severity** warning

**Facility** ANY

---

## RPD\_PPM\_READ\_ERROR

---

**System Log Message** Read error on pipe from ppm: *reason (error-message)*

**Description** The routing protocol process (rpd) could not read a message available on the read pipe from the periodic packet management process (ppmd).

**Type** Error: An error occurred

**Severity** info

**Facility** LOG\_DAEMON

**Action** Contact your technical support representative.

---

## RPD\_PPM\_WRITE\_ERROR

---

**System Log Message** *function-name*: write error on pipe to ppm: *error-message*

**Description** The routing protocol process (rpd) could not write a message on the pipe to the periodic packet management process (ppmd).

**Type** Error: An error occurred

**Severity** error

**Facility** LOG\_DAEMON

**Action** Contact your technical support representative.

## RPD\_PTHREAD\_CREATE

---

<b>System Log Message</b>	Task pthread worker creation failed
<b>Description</b>	During rpd initialization, the creation of a thread failed.
<b>Type</b>	Error: An error occurred
<b>Severity</b>	alert
<b>Facility</b>	LOG_DAEMON
<b>Action</b>	Run the following command from the CLI: restart routing

## RPD\_RA\_CFG\_CREATE\_ENTRY\_FAILED

---

<b>System Log Message</b>	Could not create entry for <i>entry</i> .
<b>Description</b>	The configuration request failed because the IPv6 routing advertisements failed to create the indicate configuration entry.
<b>Type</b>	Error: An error occurred
<b>Severity</b>	error
<b>Facility</b>	LOG_DAEMON
<b>Action</b>	Contact your technical support representative.

## RPD\_RA\_CFG\_INVALID\_VALUE

---

<b>System Log Message</b>	The <i>object-name</i> configuration object <i>identifier</i> field has an invalid value of <i>value</i>
<b>Description</b>	The configuration request failed because the configuration object contained the indicated invalid value.
<b>Type</b>	Error: An error occurred
<b>Severity</b>	error
<b>Facility</b>	LOG_DAEMON
<b>Action</b>	Change the value in the configuration statement to a valid one.

## RPD\_RA\_DYN\_CFG\_ALREADY\_BOUND

---

<b>System Log Message</b>	Dynamic configuration session id <i>client-session-id</i> for interface <i>interface-name</i> is already bound to interface <i>old-interface-name</i> .
<b>Description</b>	The dynamic configuration instantiation request was rejected because the indicated session ID was already bound to another interface.
<b>Type</b>	Error: An error occurred
<b>Severity</b>	error

**Facility** LOG\_DAEMON  
**Action** Unbind session id from existing interface.

---

### RPD\_RA\_DYN\_CFG\_INVALID\_STMT

---

**System Log Message** Invalid dynamic configuration statement: *configuration-statement*

**Description** The dynamic configuration instantiation request was rejected because the indicated dynamic configuration statement was invalid.

**Type** Error: An error occurred

**Severity** error

**Facility** LOG\_DAEMON

**Action** Remove the unsupported configuration statement.

---

### RPD\_RA\_DYN\_CFG\_SES\_ID\_ADD\_FAIL

---

**System Log Message** Failed to add dynamic configuration session id *client-session-id* to interface *interface-name*.

**Description** The dynamic configuration instantiation request was rejected because it failed to associate the indicated session ID with the specified interface.

**Type** Error: An error occurred

**Severity** error

**Facility** LOG\_DAEMON

**Action** Contact your technical support representative.

---

### RPD\_RA\_DYN\_CFG\_SES\_ID\_MISMATCH

---

**System Log Message** Dynamic configuration entry for interface *interface-name* with session id *client-session-id* found an existing entry with a different session id of *client-session-id-1*.

**Description** The dynamic configuration instantiation request was rejected because it matched an existing dynamic configuration block that had a different session ID.

**Type** Error: An error occurred

**Severity** error

**Facility** LOG\_DAEMON

**Action** Contact your technical support representative.

---

### RPD\_RDISC\_CKSUM

---

**System Log Message** Bad checksum for router solicitation from *source-address* to *destination-address*

<b>Description</b>	The routing protocol process (rpd) ignored a router discovery solicitation message from the indicated address because the checksum in the message's ICMP header was invalid.
<b>Type</b>	Event: This message reports an event, not an error
<b>Severity</b>	warning
<b>Facility</b>	LOG_DAEMON
<b>Cause</b>	The solicitation message was incorrectly generated or damaged in transit.
<b>Action</b>	Examine the host that generated the solicitation message.

---

## RPD\_RDISC\_NOMULTI

---

<b>System Log Message</b>	Ignoring interface <i>interface-address</i> on <i>interface-name</i> -- multicast not available
<b>Description</b>	The indicated interface was configured for router discovery, but does not support IP multicast operations as required. The routing protocol process (rpd) did not enable router discovery on the interface.
<b>Type</b>	Error: An error occurred
<b>Severity</b>	warning
<b>Facility</b>	LOG_DAEMON
<b>Action</b>	Do not configure router discovery on the interface.

---

## RPD\_RDISC\_NORECVIF

---

<b>System Log Message</b>	Unable to locate interface for router solicitation from <i>source-address</i> to <i>destination-address</i>
<b>Description</b>	The routing protocol process (rpd) ignored a router discovery solicitation message from the indicated router because the router's IP address does not share the IP prefix of the local router. The local router is not a candidate for the indicated router because they are not on the same network.
<b>Type</b>	Event: This message reports an event, not an error
<b>Severity</b>	warning
<b>Facility</b>	LOG_DAEMON
<b>Cause</b>	Although the indicated router seems to be locally attached, no interfaces on the local router are configured to handle its IP address. Either the indicated router is configured with the wrong IP address, or the local router is not correctly configured for the network that the indicated router is using.
<b>Action</b>	Ignore this message if it indicates the desired configuration, or reconfigure one or both routers to share a common network.

## RPD\_RDISC\_SOLICITADDR

---

<b>System Log Message</b>	Expected multicast ( <i>expected-address</i> ) for router solicitation from <i>source-address</i> to <i>destination-address</i>
<b>Description</b>	A router discovery solicitation message received from the indicated address was not sent to the expected multicast address for all routers.
<b>Type</b>	Event: This message reports an event, not an error
<b>Severity</b>	warning
<b>Facility</b>	LOG_DAEMON
<b>Action</b>	Examine the configuration of the router that generated the router discovery solicitation message.

## RPD\_RDISC\_SOLICITICMP

---

<b>System Log Message</b>	Nonzero ICMP code ( <i>value</i> ) for router solicitation from <i>source-address</i> to <i>destination-address</i>
<b>Description</b>	The routing protocol process (rpd) ignored a router discovery solicitation message from the indicated router because the ICMP code in the message header was nonzero.
<b>Type</b>	Event: This message reports an event, not an error
<b>Severity</b>	warning
<b>Facility</b>	LOG_DAEMON
<b>Cause</b>	The solicitation message was incorrectly generated.
<b>Action</b>	Examine the host that generated the solicitation message.

## RPD\_RDISC\_SOLICITLEN

---

<b>System Log Message</b>	Insufficient length ( <i>length</i> ) for router solicitation from <i>source-address</i> to <i>destination-address</i>
<b>Description</b>	The routing protocol process (rpd) ignored a router discovery solicitation message from the indicated router, because the indicated message length is too short.
<b>Type</b>	Event: This message reports an event, not an error
<b>Severity</b>	warning
<b>Facility</b>	LOG_DAEMON
<b>Cause</b>	The solicitation message was incorrectly generated.
<b>Action</b>	Examine the host that generated the solicitation message.

## RPD\_RIP\_AUTH\_ACK

---

<b>System Log Message</b>	Ack with invalid authentication from <i>source-address (interface-name)</i>
<b>Description</b>	The routing protocol process (rpd) ignored an RIP ack because the ack authentication failed.
<b>Type</b>	Event: This message reports an event, not an error
<b>Severity</b>	notice
<b>Facility</b>	LOG_DAEMON

## RPD\_RIP\_AUTH\_REQUEST

---

<b>System Log Message</b>	Request with invalid authentication from <i>source-address (interface-name)</i>
<b>Description</b>	The routing protocol process (rpd) ignored an RIP request because the request authentication failed.
<b>Type</b>	Event: This message reports an event, not an error
<b>Severity</b>	notice
<b>Facility</b>	LOG_DAEMON

## RPD\_RIP\_AUTH\_UPDATE

---

<b>System Log Message</b>	Update with invalid authentication from <i>source-address (interface-name)</i>
<b>Description</b>	The routing protocol process (rpd) ignored a RIP update because authentication of the update failed.
<b>Type</b>	Event: This message reports an event, not an error
<b>Severity</b>	notice
<b>Facility</b>	LOG_DAEMON

## RPD\_RIP\_JOIN\_BROADCAST

---

<b>System Log Message</b>	Unable to get broadcast address on <i>interface-name</i> ; using the all-ones address
<b>Description</b>	RIP cannot run on the indicated interface because the routing protocol process (rpd) could not obtain the broadcast address on the interface as required for running RIP version 1 or version 2 in compatibility mode.
<b>Type</b>	Error: An error occurred
<b>Severity</b>	error
<b>Facility</b>	LOG_DAEMON

## RPD\_RIP\_JOIN\_MULTICAST

---

<b>System Log Message</b>	Unable to join multicast group on <i>interface-name</i> : <i>error-message</i>
---------------------------	--

**Description** RIP cannot run on the indicated interface, because the routing protocol process (rpd) could not join the RIP multicast group as required for RIP version 2 multicast updates.

**Type** Error: An error occurred

**Severity** error

**Facility** LOG\_DAEMON

---

## RPD\_RSVP\_BACKUP\_DOWN

**System Log Message** Backup for protecting LSP *lsp-name* down, using bypass *bypass-lsp-namereason*

**Description** When link protection is enabled, a backup label-switched path (LSP) is needed to maintain a protected LSP's control-plane connectivity when topology failures are detected. The backup LSP for the indicated protected LSP failed. The failure can cause traffic loss because the protected LSP tears down when there is no backup. If the reason for the backup failure can be determined, it is reported in the message.

**Type** Event: This message reports an event, not an error

**Severity** warning

**Facility** LOG\_DAEMON

---

## RPD\_RSVP\_BYPASS\_DOWN

**System Log Message** RSVP bypass *bypass-lsp-name* for protecting interface *interface-name* went down~~reason~~

**Description** The indicated RSVP link-protection bypass, which was protecting the indicated interface, was terminated. If the reason for the termination can be determined, it is reported in the message.

**Type** Event: This message reports an event, not an error

**Severity** warning

**Facility** LOG\_DAEMON

---

## RPD\_RSVP\_BYPASS\_UP

**System Log Message** RSVP bypass *bypass-lsp-name* for protecting interface *interface-name* came up

**Description** The indicated RSVP link-protection bypass was established to protect the indicated interface.

**Type** Event: This message reports an event, not an error

**Severity** warning

**Facility** LOG\_DAEMON

---

## RPD\_RSVP\_COS\_CFG\_WARN

**System Log Message** RSVP: Error while checking the existence of [edit class-of-service]: *error-message*



**Description** RSVP detected an error while parsing configurations under the CoS hierarchy. RSVP CoS configurations will be ignored.

**Type** Event: This message reports an event, not an error

**Severity** warning

**Facility** ANY

---

## RPD\_RSVP\_INCORRECT\_FLOWSPEC

---

**System Log Message** Bandwidth in PATH Tspec greater than RESV flowspec for *lsp-name*

**Description** A downstream router sent an incorrect Resv message with a bandwidth in flowspec less than the bandwidth required by TSPEC in the Path message.

**Type** Event: This message reports an event, not an error

**Severity** warning

**Facility** LOG\_DAEMON

---

## RPD\_RSVP\_LSP\_SWITCH

---

**System Log Message** RSVP LSP *lsp-name* switched to backup; using bypass LSP *bypass-lsp-name*, route *lsp-rro*

**Description** RSVP detected a failure downstream for the indicated label-switched path (LSP) and switched it to a backup using the indicated bypass LSP.

**Type** Event: This message reports an event, not an error

**Severity** warning

**Facility** LOG\_DAEMON

**Cause** The downstream interface or router for the LSP went down.

---

## RPD\_RSVP\_MAXIMUM\_SESSIONS

---

**System Log Message** RSVP maximum session limit of *limit* reached

**Description** The routing protocol process (rpd) could not set up an RSVP session because the indicated limit on the number of sessions was reached.

**Type** Event: This message reports an event, not an error

**Severity** warning

**Facility** LOG\_DAEMON

---

## RPD\_RSVP\_NBRDOWN

---

**System Log Message** RSVP neighbor *neighbor-address* down on interface *interface-name*, *reason*

**Description** The RSVP neighbor to the indicated address was terminated.

<b>Type</b>	Event: This message reports an event, not an error
<b>Severity</b>	warning
<b>Facility</b>	LOG_DAEMON
<b>Cause</b>	The communication path to the neighboring router was disrupted, a protocol error occurred, or the neighboring router was powered down.
<b>Action</b>	For more information, see KB19075.

---

### RPD\_RSVP\_NBRUP

---

<b>System Log Message</b>	RSVP neighbor <i>neighbor-address</i> up on interface <i>interface-name</i>
<b>Description</b>	An RSVP neighbor was established to the indicated address.

<b>Type</b>	Event: This message reports an event, not an error
<b>Severity</b>	warning
<b>Facility</b>	LOG_DAEMON

---

### RPD\_RT\_CFG\_BR\_CONFLICT

---

<b>System Log Message</b>	static route: <i>route-prefix</i> is also configured as backup-router destination, turn on retain flag to ensure proper functionality
<b>Description</b>	A conflict occurred between the system backup router configuration and the indicated static route.

<b>Type</b>	Event: This message reports an event, not an error
<b>Severity</b>	warning
<b>Facility</b>	ANY
<b>Action</b>	Add the retain flag to the static route

---

### RPD\_RT\_CFG\_CREATE\_ENTRY\_FAILED

---

<b>System Log Message</b>	Could not create entry <i>entry</i>
<b>Description</b>	RT failed to create the indicated configuration entry. The configuration request failed.

<b>Type</b>	Error: An error occurred
<b>Severity</b>	error
<b>Facility</b>	LOG_DAEMON
<b>Action</b>	Contact your technical support representative.

---

### RPD\_RT\_CFG\_INVALID\_VALUE

---

<b>System Log Message</b>	The <i>object-name</i> configuration object <i>identifier</i> field has an invalid value of <i>value</i>
---------------------------	--

<b>Description</b>	The configuration request failed because the indicated configuration object contained the indicated invalid value.
<b>Type</b>	Error: An error occurred
<b>Severity</b>	error
<b>Facility</b>	LOG_DAEMON
<b>Action</b>	Modify configuration statement to use a valid value.

---

### RPD\_RT\_CFG\_TABLE\_NON\_MATCHING

---

<b>System Log Message</b>	Routing-table <i>table-name</i> under routing-instance <i>instance</i> associated with session-id <i>session-id</i> does not match the instance
<b>Description</b>	The dynamic config request with a specific session id and routing-instance cannot be completed because a routing-table where routes should be added does not match the instance
<b>Type</b>	Error: An error occurred
<b>Severity</b>	error
<b>Facility</b>	LOG_DAEMON

---

### RPD\_RT\_DUPLICATE\_RD

---

<b>System Log Message</b>	routing-instance <i>routing-instance</i> has duplicate route-distinguisher <i>route-discriminator</i> as routing-instance <i>existing-routing-instance</i>
<b>Description</b>	The route-distinguisher assigned to this routing instance has already been assigned to another routing instance (as indicated).
<b>Type</b>	Error: An error occurred
<b>Severity</b>	error
<b>Facility</b>	LOG_DAEMON

---

### RPD\_RT\_DYN\_CFG\_INST\_NOT\_FOUND

---

<b>System Log Message</b>	Routing-instance <i>instance</i> associated with session-id <i>session-id</i> not found
<b>Description</b>	The dynamic-config request for a specific session id and routing instance cannot be completed because the instance was not found
<b>Type</b>	Error: An error occurred
<b>Severity</b>	error
<b>Facility</b>	LOG_DAEMON

---

### RPD\_RT\_DYN\_CFG\_TABLE\_NOT\_FOUND

---

<b>System Log Message</b>	Routing-table <i>table-name</i> under routing-instance <i>instance</i> associated with session-id <i>session-id</i> not found
---------------------------	---

<b>Description</b>	The dynamic config request with a specific session id and routing-instance cannot be completed because a routing table where routes should be added was not found
<b>Type</b>	Error: An error occurred
<b>Severity</b>	error
<b>Facility</b>	LOG_DAEMON

---

## RPD\_RT\_ERROR

---

<b>System Log Message</b>	rt_event_event-name: fatal state error
<b>Description</b>	A route in the routing table was found to be in an unrecoverable error state.
<b>Type</b>	Error: An error occurred
<b>Severity</b>	critical
<b>Facility</b>	LOG_DAEMON
<b>Action</b>	For more information, see KB19076.

---

## RPD\_RT\_IFUP

---

<b>System Log Message</b>	UP route for interface <i>interface-name</i> index <i>logical-interface-index</i> address/prefix-length
<b>Description</b>	The interface route for the indicated interface and prefix changed state from down to up, becoming available for routing.
<b>Type</b>	Event: This message reports an event, not an error
<b>Severity</b>	warning
<b>Facility</b>	LOG_DAEMON

---

## RPD\_RT\_INST\_CFG\_RESERVED\_NAME

---

<b>System Log Message</b>	The routing-instance name <i>instance</i> is reserved and cannot be used
<b>Description</b>	The routing-instances configuration was rejected by rpd because of a reserved routing-instance name was used
<b>Type</b>	Error: An error occurred
<b>Severity</b>	error
<b>Facility</b>	LOG_DAEMON

---

## RPD\_RT\_INST\_IMPORT\_PLCY\_WARNING

---

<b>System Log Message</b>	Instance <i>routing-instance: command</i> routing-options instance-import]error-message
<b>Description</b>	The policy configured for instance-import in the indicated instance needs modification to become operational.
<b>Type</b>	Event: This message reports an event, not an error

**Severity** warning

**Facility** ANY

---

### RPD\_RT\_PATH\_LIMIT\_BELOW

---

**System Log Message** Number of paths (*count*) in table *table-name* is now less than the configured maximum (*limit*)

**Description** The number of paths in the indicated routing table previously equaled or exceeded the indicated limit, but went down to the indicated number, which is below the limit.

**Type** Event: This message reports an event, not an error

**Severity** warning

**Facility** LOG\_DAEMON

---

### RPD\_RT\_PATH\_LIMIT\_REACHED

---

**System Log Message** Number of paths (*count*) in table *table-name* *status* configured maximum (*limit*)

**Description** The indicated total number of paths in the indicated routing table equaled or exceeded the indicated configured limit. Attempts to add some types of path to the table fail while this condition holds, but the path count can exceed the limit if paths are forcibly added (for example, for static routes). This message first appears in the log when the limit is reached and repeats periodically until the number of paths goes below the limit.

**Type** Error: An error occurred

**Severity** error

**Facility** LOG\_DAEMON

---

### RPD\_RT\_PATH\_LIMIT\_WARNING

---

**System Log Message** Number of paths (*count*) in table *table-name* reached warning threshold (*threshold* percent of configured maximum *limit*)

**Description** The indicated total number of paths in the indicated routing table reached the threshold for a warning. The threshold is the indicated percentage of the indicated configured limit on the number of paths.

**Type** Event: This message reports an event, not an error

**Severity** warning

**Facility** LOG\_DAEMON

---

### RPD\_RT\_PREFIX\_LIMIT\_BELOW

---

**System Log Message** Number of prefixes (*prefix-count*) in table *table-name* is now less than the configured maximum (*limit*)

**Description** The number of prefixes in the indicated routing table previously equaled or exceeded the indicated limit, but went down to the indicated number, which is below the limit.

<b>Type</b>	Event: This message reports an event, not an error
<b>Severity</b>	warning
<b>Facility</b>	LOG_DAEMON

---

## RPD\_RT\_PREFIX\_LIMIT\_REACHED

---

<b>System Log Message</b>	Number of prefixes ( <i>prefix-count</i> ) in table <i>table-name status</i> configured maximum ( <i>limit</i> )
<b>Description</b>	The indicated total number of prefixes in the indicated routing table equaled or exceeded the indicated configured limit. Attempts to add some types of prefix to the table fail while this condition holds, but the prefix count can exceed the limit if prefixes are forcibly added (for example, for static routes). This message first appears in the log when the limit is reached and repeats periodically until the number of prefixes goes below the limit.

<b>Type</b>	Error: An error occurred
<b>Severity</b>	error
<b>Facility</b>	LOG_DAEMON

---

## RPD\_RT\_PREFIX\_LIMIT\_WARNING

---

<b>System Log Message</b>	Number of prefixes ( <i>prefix-count</i> ) in table <i>table-name</i> reached warning threshold ( <i>threshold</i> percent of configured maximum <i>limit</i> )
<b>Description</b>	The indicated total number of prefixes in the indicated routing table reached the threshold for a warning. The threshold is the indicated percentage of the indicated configured limit on the number of prefixes.

<b>Type</b>	Event: This message reports an event, not an error
<b>Severity</b>	warning
<b>Facility</b>	LOG_DAEMON

---

## RPD\_RT\_SHOWMODE

---

<b>System Log Message</b>	invalid display mode ( <i>mode</i> )
<b>Description</b>	The indicated display mode was specified in a 'show route' command and is unsupported.

<b>Type</b>	Error: An error occurred
<b>Severity</b>	error
<b>Facility</b>	LOG_DAEMON

---

## RPD\_RT\_TAG\_ID\_ALLOC\_FAILED

---

<b>System Log Message</b>	Unable to allocate <i>object-name</i> for routing instance <i>instance</i>
<b>Description</b>	The routing protocol process (rpd) could not allocate either labels or subunits (as indicated) for the indicated routing instance, because the result number of objects would have exceeded the limit.

<b>Type</b>	Error: An error occurred
<b>Severity</b>	error
<b>Facility</b>	LOG_DAEMON

---

## RPD\_SCHED\_CALLBACK\_LONGRUNTIME

---

<b>System Log Message</b>	<i>function-name: excessive runtime time during action of module</i>
<b>Description</b>	The indicated submodule of the routing protocol process (rpd) ran uninterrupted for the indicated period of time, which is considered excessive.
<b>Type</b>	Event: This message reports an event, not an error
<b>Severity</b>	warning
<b>Facility</b>	LOG_DAEMON
<b>Cause</b>	The duration was noted because task accounting is enabled. The function might be implemented inefficiently.

---

## RPD\_SCHED\_CUMULATIVE\_LONGRUNTIME

---

<b>System Log Message</b>	<i>function-name: excessive runtime (total of time in count callbacks) after action of module</i>
<b>Description</b>	Several submodules of the routing protocol process (rpd) ran uninterrupted for the indicated period of time, which is considered excessive.
<b>Type</b>	Event: This message reports an event, not an error
<b>Severity</b>	warning
<b>Facility</b>	LOG_DAEMON
<b>Cause</b>	The duration was noted because task accounting is enabled. The function might be implemented inefficiently.

---

## RPD\_SCHED\_MODULE\_LONGRUNTIME

---

<b>System Log Message</b>	<i>function-name: excessive runtime time during action of module</i>
<b>Description</b>	Several submodules of the routing protocol process (rpd) ran uninterrupted for the indicated period of time, which is considered excessive.
<b>Type</b>	Event: This message reports an event, not an error
<b>Severity</b>	warning
<b>Facility</b>	LOG_DAEMON
<b>Cause</b>	The duration was noted because task accounting is enabled. The function might be implemented inefficiently.

## RPD\_SCHED\_TASK\_LONGRUNTIME

---

<b>System Log Message</b>	<i>function-name</i> ran for <i>total-time</i> ( <i>user-time</i> user, <i>system-time</i> system) doing <i>action</i>
<b>Description</b>	A task callback within the routing protocol process (rpd) ran uninterrupted for the indicated period of time, which is considered excessive.
<b>Type</b>	Event: This message reports an event, not an error
<b>Severity</b>	warning
<b>Facility</b>	LOG_DAEMON
<b>Cause</b>	The duration was noted because task accounting is enabled. The function might be implemented inefficiently.

## RPD\_SIGNAL\_TERMINATE

---

<b>System Log Message</b>	<i>signal-name</i> termination signal received
<b>Description</b>	In response to the indicated termination request, the routing protocol process (rpd) terminated adjacencies with neighbors and shut down.
<b>Type</b>	Event: This message reports an event, not an error
<b>Severity</b>	notice
<b>Facility</b>	LOG_DAEMON

## RPD\_SNMP\_CONN\_PROG

---

<b>System Log Message</b>	<i>function-name</i> : <i>error-message</i>
<b>Description</b>	The indicated error occurred while the routing protocol process (rpd) was connecting to the Simple Network Management Protocol (SNMP) master agent.
<b>Type</b>	Error: An error occurred
<b>Severity</b>	info
<b>Facility</b>	LOG_DAEMON

## RPD\_SNMP\_CONN\_QUIT

---

<b>System Log Message</b>	<i>function-name</i> : unable to connect to SNMP agent ( <i>pathname</i> ): <i>error-message</i>
<b>Description</b>	The routing protocol process (rpd) could not connect to the indicated Simple Network Management Protocol (SNMP) master agent.
<b>Type</b>	Error: An error occurred
<b>Severity</b>	error
<b>Facility</b>	LOG_DAEMON



## RPD\_SNMP\_CONN\_RETRY

---

<b>System Log Message</b>	<i>function-name</i> : reattempting connection to SNMP agent ( <i>pathname</i> ): <i>error-message</i>
<b>Description</b>	The routing protocol process (rpd) tried again to connect to the indicated Simple Network Management Protocol (SNMP) master agent after a connection attempt failed.
<b>Type</b>	Error: An error occurred
<b>Severity</b>	error
<b>Facility</b>	LOG_DAEMON

## RPD\_SNMP\_INVALID\_SOCKET

---

<b>System Log Message</b>	<i>function-name</i> : socket <i>file-descriptor</i> is invalid
<b>Description</b>	The routing protocol process (rpd) could not send a message to a Simple Network Management Protocol (SNMP) master agent because the indicated socket is invalid.
<b>Type</b>	Error: An error occurred
<b>Severity</b>	error
<b>Facility</b>	LOG_DAEMON

## RPD\_SNMP\_SOCKOPT\_BLOCK

---

<b>System Log Message</b>	<i>function-name</i> : unable to set nonblocking option
<b>Description</b>	The routing protocol process (rpd) could not set a socket to nonblocking mode after connecting to the Simple Network Management Protocol (SNMP) master agent.
<b>Type</b>	Error: An error occurred
<b>Severity</b>	error
<b>Facility</b>	LOG_DAEMON

## RPD\_SNMP\_SOCKOPT\_RECVBUF

---

<b>System Log Message</b>	<i>function-name</i> : unable to set recvbuf option
<b>Description</b>	The routing protocol process (rpd) could not set the size of the kernel receive buffer, which allows it to accept the largest possible packet from the Simple Network Management Protocol (SNMP) master agent.
<b>Type</b>	Error: An error occurred
<b>Severity</b>	error
<b>Facility</b>	LOG_DAEMON

## RPD\_SNMP\_SOCKOPT\_SENDBUF

---

<b>System Log Message</b>	<i>function-name</i> : unable to set sendbf option
---------------------------	--

<b>Description</b>	The routing protocol process (rpd) could not set the size of the kernel send buffer, which allows it to send the largest possible packet to the Simple Network Management Protocol (SNMP) master agent.
<b>Type</b>	Error: An error occurred
<b>Severity</b>	error
<b>Facility</b>	LOG_DAEMON

---

## RPD\_START

<b>System Log Message</b>	Start <i>executable-name</i> [ <i>pid</i> ] version <i>version</i> built <i>date</i>
<b>Description</b>	The routing protocol process (rpd) started.
<b>Type</b>	Event: This message reports an event, not an error
<b>Severity</b>	info
<b>Facility</b>	LOG_DAEMON

---

## RPD\_SYSTEM

<b>System Log Message</b>	<i>reason: error-message</i>
<b>Description</b>	A system call made by the routing protocol process (rpd) failed.
<b>Type</b>	Error: An error occurred
<b>Severity</b>	error
<b>Facility</b>	LOG_DAEMON
<b>Cause</b>	It is possible that the kernel lacked the resources to fulfill the request. The rpd process will recover.

---

## RPD\_TASK\_BEGIN

<b>System Log Message</b>	Commencing routing updates, version <i>rpd-version</i> , built <i>date</i> by <i>builder</i>
<b>Description</b>	The routing protocol process (rpd) started.
<b>Type</b>	Event: This message reports an event, not an error
<b>Severity</b>	notice
<b>Facility</b>	LOG_DAEMON

---

## RPD\_TASK\_CHILDKILLED

<b>System Log Message</b>	<i>task-name</i> terminated by SIG <i>signal-name</i> <i>core-dump-status</i>
<b>Description</b>	While a child process of the routing protocol process (rpd) was performing the indicated operation, it terminated in response to the indicated signal.
<b>Type</b>	Event: This message reports an event, not an error

**Severity** error  
**Facility** LOG\_DAEMON

---

## RPD\_TASK\_CHILDSTOPPED

---

**System Log Message** *task-name* stopped by SIG*signal-name*

**Description** While a child process of the routing protocol process (rpd) was performing the indicated operation, it stopped in response to the indicated signal.

**Type** Event: This message reports an event, not an error

**Severity** error

**Facility** LOG\_DAEMON

---

## RPD\_TASK\_DYN\_REINIT

---

**System Log Message** Dynamic reconfiguration in process

**Description** The routing protocol process (rpd) reinitialized.

**Type** Event: This message reports an event, not an error

**Severity** info

**Facility** LOG\_DAEMON

---

## RPD\_TASK\_FORK

---

**System Log Message** Unable to fork *task-name*: *error-message*

**Description** The routing protocol process failed to create the indicated child process.

**Type** Error: An error occurred

**Severity** error

**Facility** LOG\_DAEMON

**Action** For more information, see [KB19077](#).

---

## RPD\_TASK\_GETWD

---

**System Log Message** *getwd: error-message*

**Description** The `getwd()` system call made by the routing protocol process (rpd) failed.

**Type** Error: An error occurred

**Severity** error

**Facility** LOG\_DAEMON

**Cause** It is possible that the kernel lacked the resources to fulfill the request. The rpd process will recover.

## RPD\_TASK\_MASTERSHIP

---

<b>System Log Message</b>	Assuming mastership
<b>Description</b>	The routing protocol process (rpd) became active when the Routing Engine on which it was running assumed mastership.
<b>Type</b>	Event: This message reports an event, not an error
<b>Severity</b>	info
<b>Facility</b>	LOG_DAEMON

## RPD\_TASK\_NOREINIT

---

<b>System Log Message</b>	Reinitialization not possible
<b>Description</b>	The routing protocol process (rpd) failed to reinitialize as requested, because it was running in a state that did not allow reconfiguration.
<b>Type</b>	Error: An error occurred
<b>Severity</b>	error
<b>Facility</b>	LOG_DAEMON

## RPD\_TASK\_PIDCLOSED

---

<b>System Log Message</b>	Unable to close and remove <i>filename: error-message</i>
<b>Description</b>	The routing protocol process (rpd) tried to close and remove the file that records its process ID (PID), which serves to prevent multiple instances of rpd from running simultaneously. The attempt failed.
<b>Type</b>	Error: An error occurred
<b>Severity</b>	error
<b>Facility</b>	LOG_DAEMON

## RPD\_TASK\_PIDFLOCK

---

<b>System Log Message</b>	flock( <i>filename</i> , LOCK_EX): <i>error-message</i>
<b>Description</b>	The routing protocol process (rpd) issued the flock() system call on the file that records its process ID (PID), which serves to prevent multiple instances of rpd from running simultaneously. The system call failed.
<b>Type</b>	Error: An error occurred
<b>Severity</b>	error
<b>Facility</b>	LOG_DAEMON

## RPD\_TASK\_PIDWRITE

---

<b>System Log Message</b>	Unable to write to fd <i>filename: error-message</i>
---------------------------	--

**Description** The routing protocol process (rpd) tried to write to the file that records its process ID (PID), which serves to prevent multiple instances of rpd from running simultaneously. The attempt failed.

**Type** Error: An error occurred

**Severity** error

**Facility** LOG\_DAEMON

---

## RPD\_TASK\_REINIT

**System Log Message** Reinitializing

**Description** The routing protocol process (rpd) reinitialized.

**Type** Event: This message reports an event, not an error

**Severity** info

**Facility** LOG\_DAEMON

---

## RPD\_TASK\_SIGNALIGNORE

**System Log Message** sigaction(SIG*signal-name*): *error-message*

**Description** The routing protocol process (rpd) informed the kernel that it wished to ignore the indicated signal, but the kernel failed to process the request.

**Type** Error: An error occurred

**Severity** error

**Facility** LOG\_DAEMON

---

## RPD\_TRACE\_FAILED

**System Log Message** Unable to write to trace file *filename*

**Description** The routing protocol process (rpd) could not write to the indicated trace file, and stopped attempting to do so. The next commit of the configuration database will reenables tracing.

**Type** Event: This message reports an event, not an error

**Severity** error

**Facility** LOG\_DAEMON

---

## RPD\_VPLS\_INTF\_NOT\_IN\_SITE

**System Log Message** Some interfaces of instance *instance* are not configured under its single site

**Description** Some interfaces of the indicated vpls instance have not been configured under the sole site of the instance.

**Type** Event: This message reports an event, not an error

**Severity** warning

**Facility** ANY

**Action** Configure all interfaces of the instace under its single site.

## CHAPTER 88

# RT System Log Messages

This chapter describes messages with the **RT** prefix. They are generated on routers running Junos OS by the Packet Forwarding Engine as it processes packets for security control in real time.

### RT\_FLOW\_SESSION\_CLOSE

---

<b>System Log Message</b>	<i>session closed reason: source-address/source-port-&gt;destination-address/destination-port service-name nat-source-address/nat-source-port-&gt;nat-destination-address/nat-destination-port src-nat-rule-name dst-nat-rule-name protocol-id policy-name source-zone-name destination-zone-name session-id-32 packets-from-client(bytes-from-client) packets-from-server(bytes-from-server) elapsed-time application nested-application username(roles) packet-incoming-interface</i>
<b>Description</b>	A security session was closed.
<b>Type</b>	Event: This message reports an event, not an error
<b>Severity</b>	info
<b>Facility</b>	LOG_USER

### RT\_FLOW\_SESSION\_CLOSE\_LS

---

<b>System Log Message</b>	<i>Lsys logical-system-name: session closed reason: source-address/source-port-&gt;destination-address/destination-port service-name nat-source-address/nat-source-port-&gt;nat-destination-address/nat-destination-port src-nat-rule-name dst-nat-rule-name protocol-id policy-name source-zone-name destination-zone-name session-id-32 packets-from-client(bytes-from-client) packets-from-server(bytes-from-server) elapsed-time application nested-application username(roles) packet-incoming-interface</i>
<b>Description</b>	A security session was closed.
<b>Type</b>	Event: This message reports an event, not an error
<b>Severity</b>	info
<b>Facility</b>	LOG_USER

## RT\_FLOW\_SESSION\_CREATE

---

**System Log Message** session created *source-address/source-port->destination-address/destination-port service-name*  
*nat-source-address/nat-source-port->nat-destination-address/nat-destination-port*  
*src-nat-rule-name dst-nat-rule-name protocol-id policy-name source-zone-name*  
*destination-zone-name session-id-32 username(roles) packet-incoming-interface*

**Description** A security session was created.

**Type** Event: This message reports an event, not an error

**Severity** info

**Facility** LOG\_USER

## RT\_FLOW\_SESSION\_CREATE\_LS

---

**System Log Message** *Lsys logical-system-name:* session created  
*source-address/source-port->destination-address/destination-port service-name*  
*nat-source-address/nat-source-port->nat-destination-address/nat-destination-port*  
*src-nat-rule-name dst-nat-rule-name protocol-id policy-name source-zone-name*  
*destination-zone-name session-id-32 username(roles) packet-incoming-interface*

**Description** A security session was created.

**Type** Event: This message reports an event, not an error

**Severity** info

**Facility** LOG\_USER

## RT\_FLOW\_SESSION\_DENY

---

**System Log Message** session denied *source-address/source-port->destination-address/destination-port*  
*service-name protocol-id(icmp-type) policy-name source-zone-name*  
*destination-zone-name application nested-application username(roles)*  
*packet-incoming-interface*

**Description** A security session was not permitted by policy.

**Type** Event: This message reports an event, not an error

**Severity** info

**Facility** LOG\_USER

## RT\_FLOW\_SESSION\_DENY\_LS

---

**System Log Message** *Lsys logical-system-name:* session denied  
*source-address/source-port->destination-address/destination-port service-name*  
*protocol-id(icmp-type) policy-name source-zone-name destination-zone-name application*  
*nested-application username(roles) packet-incoming-interface*

**Description** A security session was not permitted by policy.



**Type** Event: This message reports an event, not an error  
**Severity** info  
**Facility** LOG\_USER

---

## RT\_H323\_NAT\_COOKIE\_NOT\_FOUND

---

**System Log Message** *object-name* cannot find cookie from session  
**Description** Failed to find the H.323 NAT cookie.

**Type** Error: An error occurred  
**Severity** error  
**Facility** LOG\_PFE

---

## RT\_IPSEC\_AUTH\_FAIL

---

**System Log Message** IPsec error, *error-message*  
**Description** HMAC verification failed for received IPsec packet \ Possibly due to a mis-match in authentication keys.

**Type** Error: An error occurred  
**Severity** error  
**Facility** LOG\_PFE

---

## RT\_IPSEC\_BAD\_SPI

---

**System Log Message** IPsec tunnel on int *interface-name* with tunnel ID *0xtunnel-id* received a packet with a bad SPI. *source-address->destination-address/length, type, SPI 0xindex, SEQ 0xsequence-number*.  
**Description** Received IPsec packet with bad SPI

**Type** Error: An error occurred  
**Severity** error  
**Facility** LOG\_PFE

---

## RT\_IPSEC\_DECRYPT\_BAD\_PAD

---

**System Log Message** Decryption failure: *error-message*  
**Description** Decryption error due to invalid padding content \ during ESP padding check.

**Type** Error: An error occurred  
**Severity** error  
**Facility** LOG\_PFE

## RT\_IPSEC\_PV\_DECRYPTION

---

<b>System Log Message</b>	Decryption failure: <i>error-message</i>
<b>Description</b>	Threshold value set has been reached due to \ several decryption failures that have occurred.
<b>Type</b>	Event: This message reports an event, not an error
<b>Severity</b>	error
<b>Facility</b>	LOG_PFE

## RT\_IPSEC\_PV\_ENCRYPTION

---

<b>System Log Message</b>	Encryption failure: <i>error-message</i>
<b>Description</b>	Threshold value set has been reached due to \ several encryption failures that have occurred.
<b>Type</b>	Event: This message reports an event, not an error
<b>Severity</b>	error
<b>Facility</b>	LOG_PFE

## RT\_IPSEC\_PV\_REPLAY

---

<b>System Log Message</b>	Replay packet detected on IPSec tunnel on <i>interface-name</i> with tunnel ID <i>Oxtunnel-id!</i> From <i>source-address</i> to <i>destination-address/length</i> , <i>type</i> , SPI <i>Oxindex</i> , SEQ <i>Oxsequence-number</i> .
<b>Description</b>	Threshold value set has been reached due to \ several replay attacks that have occurred.
<b>Type</b>	Event: This message reports an event, not an error
<b>Severity</b>	error
<b>Facility</b>	LOG_PFE

## RT\_IPSEC\_PV\_SYM\_KEYGEN

---

<b>System Log Message</b>	Symmetric key generation failure: <i>error-message</i>
<b>Description</b>	A symmetric key has failed to generate.
<b>Type</b>	Error: An error occurred
<b>Severity</b>	error
<b>Facility</b>	LOG_PFE

## RT\_IPSEC\_REPLAY

---

<b>System Log Message</b>	Replay packet detected on IPSec tunnel on <i>interface-name</i> with tunnel ID <i>Oxtunnel-id!</i> From <i>source-address</i> to <i>destination-address/length</i> , <i>type</i> , SPI <i>Oxindex</i> , SEQ <i>Oxsequence-number</i> .
---------------------------	--

**Description** Received IPSec replay packet

**Type** Error: An error occurred

**Severity** error

**Facility** LOG\_PFE

---

## RT\_MGCP\_CALL\_LIMIT\_EXCEED

---

**System Log Message** Exceed maximum call *max active call number**maximum-value*

**Description** The maximum MGCP active call limit has been exceeded.

**Type** Error: An error occurred

**Severity** error

**Facility** LOG\_PFE

---

## RT\_MGCP\_DECODE\_FAIL

---

**System Log Message** Failed to decode MGCP packet

**Description** Failed to decode MGCP message.

**Type** Error: An error occurred

**Severity** error

**Facility** LOG\_PFE

---

## RT\_MGCP\_MEM\_ALLOC\_FAILED

---

**System Log Message** Failed to allocate memory for *object-name*

**Description** Failed to allocate memory for the MGCP objects.

**Type** Error: An error occurred

**Severity** error

**Facility** LOG\_PFE

---

## RT\_MGCP\_REM\_NAT\_VEC\_FAIL

---

**System Log Message** Failed to remove MGCP *object-name* from flow module

**Description** Failed to remove the MGCP ALG vector from the flow module.

**Type** Error: An error occurred

**Severity** error

**Facility** LOG\_PFE

---

## RT\_MGCP\_RM\_CLIENTID\_FAIL

---

**System Log Message** MGCP ALG Resource Manager client registration failed

**Description** Failed to obtain the MGCP Resource Manager client identifier.

**Type** Error: An error occurred

**Severity** error

**Facility** LOG\_PFE

---

## RT\_MGCP\_UNREG\_BY\_RM

**System Log Message** MGCP ALG client has been unregistered by Resource Manager

**Description** The Resource Manager has unregistered the MGCP Resource Manager client.

**Type** Error: An error occurred

**Severity** error

**Facility** LOG\_PFE

---

## RT\_SCCP\_CALL\_LIMIT\_EXCEED

**System Log Message** Failed to create SCCP ALG call, call limit *maximum-value* exceeded

**Description** The maximum SCCP call limit has been exceeded.

**Type** Error: An error occurred

**Severity** error

**Facility** LOG\_PFE

---

## RT\_SCCP\_CALL\_RATE\_EXCEED

**System Log Message** The SCCP active call rate limit *maximum-value* has been exceeded

**Description** The SCCP active call rate limit has been exceeded.

**Type** Error: An error occurred

**Severity** error

**Facility** LOG\_PFE

---

## RT\_SCCP\_DECODE\_FAIL

**System Log Message** Failed to decode SCCP packet from *source-address->destination-address*

**Description** Failed to decode SCCP packet.

**Type** Error: An error occurred

**Severity** error

**Facility** LOG\_PFE

---

## RT\_SCCP\_NAT\_COOKIE\_NOT\_FOUND

**System Log Message** Failed to find SCCP ALG cookie from session

**Description** Failed to find SCCP NAT cookie.

**Type** Error: An error occurred

**Severity** error

**Facility** LOG\_PFE

---

## RT\_SCCP\_REM\_NAT\_VEC\_FAIL

---

**System Log Message** Failed to remove SCCP ALG vector from flow module

**Description** Failed to remove the SCCP ALG vector from the flow module.

**Type** Error: An error occurred

**Severity** error

**Facility** LOG\_PFE

---

## RT\_SCCP\_UNREG\_RM\_FAIL

---

**System Log Message** Failed to unregister SCCP client from Resource Manager when the ALG was unregistered

**Description** Failed to unregister SCCP client from Resource Manager when the ALG was unregistered.

**Type** Error: An error occurred

**Severity** error

**Facility** LOG\_PFE

---

## RT\_SCREEN\_ICMP

---

**System Log Message** *attack-name* source: *source-address*, destination: *destination-address*, zone name: *source-zone-name*, interface name: *interface-name*, action: *action*

**Description** ICMP attack category

**Type** Event: This message reports an event, not an error

**Severity** error

**Facility** LOG\_PFE

---

## RT\_SCREEN\_ICMP\_LS

---

**System Log Message** [*sys: logical-system-name*] *attack-name* source: *source-address*, destination: *destination-address*, zone name: *source-zone-name*, interface name: *interface-name*, action: *action*

**Description** ICMP attack category

**Type** Event: This message reports an event, not an error

**Severity** error

**Facility** LOG\_PFE

## RT\_SCREEN\_IP

---

<b>System Log Message</b>	<i>attack-name</i> source: <i>source-address</i> , destination: <i>destination-address</i> , protocol-id: <i>protocol-id</i> , zone name: <i>source-zone-name</i> , interface name: <i>interface-name</i> , action: <i>action</i>
<b>Description</b>	IP attack category
<b>Type</b>	Event: This message reports an event, not an error
<b>Severity</b>	error
<b>Facility</b>	LOG_PFE

## RT\_SCREEN\_IP\_LS

---

<b>System Log Message</b>	[ <i>sys: logical-system-name</i> ] <i>attack-name</i> source: <i>source-address</i> , destination: <i>destination-address</i> , protocol-id: <i>protocol-id</i> , zone name: <i>source-zone-name</i> , interface name: <i>interface-name</i> , action: <i>action</i>
<b>Description</b>	IP attack category
<b>Type</b>	Event: This message reports an event, not an error
<b>Severity</b>	error
<b>Facility</b>	LOG_PFE

## RT\_SCREEN\_SESSION\_LIMIT

---

<b>System Log Message</b>	<i>attack-name message: ip-address</i> , zone name: <i>source-zone-name</i> , interface name: <i>interface-name</i> , action: <i>action</i>
<b>Description</b>	Session limit category
<b>Type</b>	Event: This message reports an event, not an error
<b>Severity</b>	error
<b>Facility</b>	LOG_PFE

## RT\_SCREEN\_SESSION\_LIMIT\_LS

---

<b>System Log Message</b>	[ <i>sys: logical-system-name</i> ] <i>attack-name message: ip-address</i> , zone name: <i>source-zone-name</i> , interface name: <i>interface-name</i> , action: <i>action</i>
<b>Description</b>	Session limit category
<b>Type</b>	Event: This message reports an event, not an error
<b>Severity</b>	error
<b>Facility</b>	LOG_PFE

## RT\_SCREEN\_TCP

---

<b>System Log Message</b>	<i>attack-name</i> source: <i>source-address:source-port</i> , destination: <i>destination-address:destination-port</i> , zone name: <i>source-zone-name</i> , interface name: <i>interface-name</i> , action: <i>action</i>
<b>Description</b>	TCP attack category
<b>Type</b>	Event: This message reports an event, not an error
<b>Severity</b>	error
<b>Facility</b>	LOG_PFE
<b>Action</b>	For more information, see <a href="#">KB19078</a> .

## RT\_SCREEN\_TCP\_DST\_IP

---

<b>System Log Message</b>	<i>attack-name</i> destination: <i>destination-address</i> , zone name: <i>source-zone-name</i> , interface name: <i>interface-name</i> , action: <i>action</i>
<b>Description</b>	TCP destination IP attack category
<b>Type</b>	Event: This message reports an event, not an error
<b>Severity</b>	error
<b>Facility</b>	LOG_PFE

## RT\_SCREEN\_TCP\_DST\_IP\_LS

---

<b>System Log Message</b>	[ <i>lsys: logical-system-name</i> ] <i>attack-name</i> destination: <i>destination-address</i> , zone name: <i>source-zone-name</i> , interface name: <i>interface-name</i> , action: <i>action</i>
<b>Description</b>	TCP destination IP attack category
<b>Type</b>	Event: This message reports an event, not an error
<b>Severity</b>	error
<b>Facility</b>	LOG_PFE

## RT\_SCREEN\_TCP\_LS

---

<b>System Log Message</b>	[ <i>lsys: logical-system-name</i> ] <i>attack-name</i> source: <i>source-address:source-port</i> , destination: <i>destination-address:destination-port</i> , zone name: <i>source-zone-name</i> , interface name: <i>interface-name</i> , action: <i>action</i>
<b>Description</b>	TCP attack category
<b>Type</b>	Event: This message reports an event, not an error
<b>Severity</b>	error
<b>Facility</b>	LOG_PFE

## RT\_SCREEN\_TCP\_SRC\_IP

---

<b>System Log Message</b>	<i>attack-name</i> source: <i>source-address</i> , zone name: <i>source-zone-name</i> , interface name: <i>interface-name</i> , action: <i>action</i>
<b>Description</b>	TCP source IP attack category
<b>Type</b>	Event: This message reports an event, not an error
<b>Severity</b>	error
<b>Facility</b>	LOG_PFE

## RT\_SCREEN\_TCP\_SRC\_IP\_LS

---

<b>System Log Message</b>	[ <i>sys: logical-system-name</i> ] <i>attack-name</i> source: <i>source-address</i> , zone name: <i>source-zone-name</i> , interface name: <i>interface-name</i> , action: <i>action</i>
<b>Description</b>	TCP source IP attack category
<b>Type</b>	Event: This message reports an event, not an error
<b>Severity</b>	error
<b>Facility</b>	LOG_PFE

## RT\_SCREEN\_UDP

---

<b>System Log Message</b>	<i>attack-name</i> source: <i>source-address:source-port</i> , destination: <i>destination-address:destination-port</i> , zone name: <i>source-zone-name</i> , interface name: <i>interface-name</i> , action: <i>action</i>
<b>Description</b>	UDP attack category
<b>Type</b>	Event: This message reports an event, not an error
<b>Severity</b>	error
<b>Facility</b>	LOG_PFE
<b>Action</b>	For more information, see <a href="#">KB19079</a> .

## RT\_SCREEN\_UDP\_LS

---

<b>System Log Message</b>	[ <i>sys: logical-system-name</i> ] <i>attack-name</i> source: <i>source-address:source-port</i> , destination: <i>destination-address:destination-port</i> , zone name: <i>source-zone-name</i> , interface name: <i>interface-name</i> , action: <i>action</i>
<b>Description</b>	UDP attack category
<b>Type</b>	Event: This message reports an event, not an error
<b>Severity</b>	error
<b>Facility</b>	LOG_PFE



## RT\_SCREEN\_WHITE\_LIST

---

<b>System Log Message</b>	bypass SYN proxy source: <i>source-address</i> , destination: <i>destination-address</i> , zone name: <i>source-zone-name</i> , interface name: <i>interface-name</i>
<b>Description</b>	Screen white list category for bypassing a screen
<b>Type</b>	Event: This message reports an event, not an error
<b>Severity</b>	info
<b>Facility</b>	LOG_PFE

## RT\_SCREEN\_WHITE\_LIST\_LS

---

<b>System Log Message</b>	[ <i>sys: logical-system-name</i> ] bypass SYN proxy source: <i>source-address</i> , destination: <i>destination-address</i> , zone name: <i>source-zone-name</i> , interface name: <i>interface-name</i>
<b>Description</b>	Screen white list category for bypassing a screen
<b>Type</b>	Event: This message reports an event, not an error
<b>Severity</b>	info
<b>Facility</b>	LOG_PFE

## RT\_SCTP\_LOG\_INFO

---

<b>System Log Message</b>	***SCTP configuration: <i>message</i>
<b>Description</b>	SCTP log info.
<b>Type</b>	Event: This message reports an event, not an error
<b>Severity</b>	info
<b>Facility</b>	ANY

## RT\_SCTP\_PKT\_INFO

---

<b>System Log Message</b>	***SCTP (type <i>message-type</i> <i>source-address/source-port</i> -> <i>destination-address/destination-port</i> ) <i>message</i>
<b>Description</b>	SCTP packet info.
<b>Type</b>	Event: This message reports an event, not an error
<b>Severity</b>	info
<b>Facility</b>	ANY



## CHAPTER 89

# RTLOG System Log Messages

This chapter describes messages with the **RTLOG** prefix. They are generated on routers running Junos OS by the system log module of the Packet Forwarding Engine as it processes packets for security control in real time.

### RTLOG\_JLOG\_TEST

---

<b>System Log Message</b>	JLOG test OK, jlog_handle= <i>current-value</i>
<b>Description</b>	Test JSF Log plugin registration.
<b>Type</b>	Event: This message reports an event, not an error
<b>Severity</b>	info
<b>Facility</b>	LOG_PFE

### RTLOG\_UTP\_TCP\_SYN\_FLOOD

---

<b>System Log Message</b>	source: <i>source-address-source-port</i> , destination: <i>destination-address-destination-port</i> , zone name: <i>filter-name</i> , interface name: <i>interface-name</i>
<b>Description</b>	Security LOG UTP fake TCP SYN flood attack.
<b>Type</b>	Event: This message reports an event, not an error
<b>Severity</b>	error
<b>Facility</b>	LOG_PFE

### RTLOG\_UTP\_TCP\_SYN\_FLOOD\_LS

---

<b>System Log Message</b>	lsys: <i>logical-system-name</i> source: <i>source-address-source-port</i> , destination: <i>destination-address-destination-port</i> , zone name: <i>filter-name</i> , interface name: <i>interface-name</i>
<b>Description</b>	Security LOG UTP fake TCP SYN flood attack with Lsys name.
<b>Type</b>	Event: This message reports an event, not an error
<b>Severity</b>	error
<b>Facility</b>	LOG_PFE



## CHAPTER 90

# RTLOGD System Log Messages

This chapter describes messages with the **RTLOGD** prefix. They are generated by the system log utility for real-time processing of packets for security control (rtlogd) on routers running Junos OS.

### RTLOGD\_LOG\_BIND\_ERROR

---

<b>System Log Message</b>	Failed to bind socket to PFE: <i>error-message</i>
<b>Description</b>	Junos JSR log daemon receives JSR log from a JSR log forwarder. The JSR log daemon failed to connect to the forwarder.
<b>Type</b>	Error: An error occurred
<b>Severity</b>	error
<b>Facility</b>	LOG_DAEMON
<b>Action</b>	For more information, see <a href="#">KB19083</a> .

### RTLOGD\_LOG\_READ\_ERROR

---

<b>System Log Message</b>	Failed to read from PFE: <i>error-message</i>
<b>Description</b>	Junos JSR log daemon relays JSR logs from the dataplane to the system event daemon for logging. The JSR log daemon fails to read JSR logs for the indicated reason.
<b>Type</b>	Error: An error occurred
<b>Severity</b>	error
<b>Facility</b>	LOG_DAEMON
<b>Action</b>	For more information, see <a href="#">KB19084</a> .



## CHAPTER 91

# RTPERF System Log Messages

This chapter describes messages with the **RTPERF** prefix. They are related to performance logs for the data plane.

### RTPERF\_CPU\_THRESHOLD\_EXCEEDED

---

<b>System Log Message</b>	FPC <i>fpc-slot</i> PIC <i>pic-slot</i> CPU utilization exceeds threshold, current value= <i>current-value</i>
<b>Description</b>	PFE cpu threshold exceeded
<b>Type</b>	Event: This message reports an event, not an error
<b>Severity</b>	critical
<b>Facility</b>	LOG_PFE

### RTPERF\_CPU\_USAGE\_OK

---

<b>System Log Message</b>	FPC <i>fpc-slot</i> PIC <i>pic-slot</i> CPU utilization returns to normal, current value= <i>current-value</i>
<b>Description</b>	PFE cpu usage okay
<b>Type</b>	Event: This message reports an event, not an error
<b>Severity</b>	info
<b>Facility</b>	LOG_PFE





## CHAPTER 92

# SAVAL System Log Messages

This chapter describes messages with the SAVAL prefix. They are generated by the MAC SA Validate system (jsavald) process.

### SAVAL\_RTsock\_FAILURE

---

<b>System Log Message</b>	Error with rtsock: <i>error-message</i>
<b>Description</b>	The MAC SA Validate system process (jsavald) experienced the indicated error with a routing socket.
<b>Type</b>	Error: An error occurred
<b>Severity</b>	info
<b>Facility</b>	LOG_DAEMON
<b>Cause</b>	An internal software failure occurred.
<b>Action</b>	Contact your technical support representative.



## CHAPTER 93

# SDXD System Log Messages

This chapter describes messages with the **SDX** prefix. They are generated by the Session and Resource Control (SRC) process (sdx), which provides a user interface for deploying Internet services.

### SDXD\_BEEP\_FIN\_FAIL

---

<b>System Log Message</b>	Graceful close of BEEP session failed
<b>Description</b>	The Session and Resource Control (SRC) process (sdx) could not send a request to the SRC server to close a Blocks Extensible Exchange Protocol (BEEP) session. It sends this request when the session becomes unconfigured.
<b>Type</b>	Event: This message reports an event, not an error
<b>Severity</b>	notice
<b>Facility</b>	LOG_DAEMON
<b>Cause</b>	The usual cause is that the session was already partially or completely closed.
<b>Action</b>	None required. The sdx process recovers automatically in this situation.

### SDXD\_BEEP\_INIT\_FAIL

---

<b>System Log Message</b>	BEEP initialization failed
<b>Description</b>	The Session and Resource Control (SRC) process (sdx) could not initialize the Blocks Extensible Exchange Protocol (BEEP), which it uses to connect to an SRC server.
<b>Type</b>	Error: An error occurred
<b>Severity</b>	error
<b>Facility</b>	LOG_DAEMON
<b>Cause</b>	An internal software failure might have occurred.

### SDXD\_CHANNEL\_START\_FAIL

---

<b>System Log Message</b>	Notification channel could not be started ( <i>error-code</i> ): <i>message</i>
---------------------------	---

<b>Description</b>	The indicated Blocks Extensible Exchange Protocol (BEEP) channel could not be started for the indicated reason.
<b>Type</b>	Event: This message reports an event, not an error
<b>Severity</b>	error
<b>Facility</b>	LOG_DAEMON
<b>Cause</b>	The usual cause is an abnormal operation, which might be described in the system log message.

---

### SDXD\_CONNECT\_FAIL

---

<b>System Log Message</b>	Connection to SDX server failed: <i>message</i>
<b>Description</b>	The Session and Resource Control (SRC) process (sdx) could not connect to an SRC server for the indicated reason.
<b>Type</b>	Event: This message reports an event, not an error
<b>Severity</b>	notice
<b>Facility</b>	LOG_DAEMON
<b>Cause</b>	There was a network problem or the server was not running.

---

### SDXD\_DAEMONIZE\_FAIL

---

<b>System Log Message</b>	Aborting, unable to run in the background as a daemon: <i>error-message</i>
<b>Description</b>	The Service Deployment System process (sdx) could not create a version of itself to run in the background as a daemon.
<b>Type</b>	Error: An error occurred
<b>Severity</b>	emergency
<b>Facility</b>	LOG_DAEMON
<b>Action</b>	For more information, see <a href="#">KB19088</a> .

---

### SDXD\_EVLIB\_FAILURE

---

<b>System Log Message</b>	<i>function-name: error-message</i>
<b>Description</b>	The Service Deployment System process (sdx) called the indicated function in the event library. The function failed with the indicated error.
<b>Type</b>	Error: An error occurred
<b>Severity</b>	error
<b>Facility</b>	LOG_DAEMON
<b>Cause</b>	An internal software failure occurred.

## SDXD\_KEEPAIVES\_MISSED

---

<b>System Log Message</b>	No server keepalives received for three intervals
<b>Description</b>	The Session and Resource Control (SRC) process (sxdx) and SRC server exchange keepalive messages at regular intervals. The process did not receive a keepalive from the server for three consecutive keepalive intervals. In this case, it closes the session and tries to connect to another SRC server.
<b>Type</b>	Event: This message reports an event, not an error
<b>Severity</b>	notice
<b>Facility</b>	LOG_DAEMON

## SDXD\_KEEPAIVE\_SEND\_FAIL

---

<b>System Log Message</b>	Unable to send keepalive
<b>Description</b>	The Session and Resource Control (SRC) process (sxdx) could not send a keepalive message to the SRC server, which it does periodically to maintain its connection to the server.
<b>Type</b>	Event: This message reports an event, not an error
<b>Severity</b>	notice
<b>Facility</b>	LOG_DAEMON
<b>Cause</b>	There might have been a network problem.

## SDXD\_MGMT\_SOCKET\_IO

---

<b>System Log Message</b>	management daemon I/O failure: <i>reason</i>
<b>Description</b>	The Service Deployment System process (sxdx) could not read from or write to the management socket that it uses to communicate with the JUNOS management process (mgd).
<b>Type</b>	Error: An error occurred
<b>Severity</b>	error
<b>Facility</b>	LOG_DAEMON
<b>Cause</b>	The mgd process might have exited abnormally.

## SDXD\_OUT\_OF\_MEMORY

---

<b>System Log Message</b>	Insufficient memory during <i>operation</i>
<b>Description</b>	The Service Deployment System (sxdx) attempted to allocate memory for an internal object during the indicated operation. The attempt failed.
<b>Type</b>	Error: An error occurred

**Severity** error  
**Facility** LOG\_DAEMON

---

### SDXD\_PID\_FILE\_UPDATE

---

**System Log Message** Unable to update process PID file: *error-message*

**Description** The Service Deployment System process (sdx) attempted to update the file that records its process ID (PID), which serves to prevent multiple instances of sdx from running simultaneously. The attempt failed.

**Type** Error: An error occurred

**Severity** error

**Facility** LOG\_DAEMON

---

### SDXD\_SOCKET\_FAILURE

---

**System Log Message** *operation* failed: *error-message*

**Description** The Service Deployment System process (sdx) uses Transmission Control Protocol (TCP) sockets for communication with the SRC server. The indicated operation, which might be for socket creation or binding to a local address, failed with the indicated error.

**Type** Error: An error occurred

**Severity** error

**Facility** LOG\_DAEMON

**Cause** An internal software failure occurred.

**Action** Contact your technical support representative.

## CHAPTER 94

# SFW System Log Messages

This chapter describes messages with the **SFW** prefix.

### SFW\_LOG\_FUNCTION

---

<b>System Log Message</b>	Function: <i>service-set</i>
<b>Description</b>	Function:
<b>Type</b>	Error: An error occurred
<b>Severity</b>	error
<b>Facility</b>	ANY





## CHAPTER 95

# SMTPD System Log Messages

This chapter describes messages with the **SMTPD** prefix. They are generated by smtp client process (smtpd).

### SMTPD\_DROP\_MAIL\_PAYLOAD

---

<b>System Log Message</b>	Dropped mail to user: <i>error-message</i> . Send failed or queued reached max
<b>Description</b>	The smtp client process (smtpd) attempted to send the mail payload to the configured gateway mail server failed due to one of the following reasons: network connection failure, error in the payload, or sent failed after retries. The mail is dropped.
<b>Type</b>	Event: This message reports an event, not an error
<b>Severity</b>	error
<b>Facility</b>	LOG_DAEMON

### SMTPD\_NO\_CONFIGURED\_SERVER

---

<b>System Log Message</b>	Unable to send mail to <i>error-message</i> . Configure server with relay
<b>Description</b>	The smtp client process (smtpd) is unable to send mail payload. A gateway server must be configured. This server must allow relaying.
<b>Type</b>	Event: This message reports an event, not an error
<b>Severity</b>	error
<b>Facility</b>	LOG_DAEMON



## CHAPTER 96

# SNMP System Log Messages

This chapter describes messages with the **SNMP** prefix. They are generated by two kinds of processes:

- Processes that perform SNMP operations, such as the MIB II process (mib2d) and the SNMP agent process (snmpd). Those processes also generate messages with prefixes that match their names, as described in [“MIB2D System Log Messages” on page 509](#) and [“SNMPD System Log Messages” on page 675](#).
- Processes that are instrumented to generate system log messages when they send SNMP traps. The SNMP remote operations process (rmopd) is one such process. It also generates messages with the RMOPD\_ prefix, which are described in [“RMOPD System Log Messages” on page 565](#).

### SNMP\_RTSLIB\_FAILURE

---

<b>System Log Message</b>	<i>function-name: reason: error-message</i>
<b>Description</b>	A call to the indicated function in the routing socket library failed with the indicated error.
<b>Type</b>	Error: An error occurred
<b>Severity</b>	emergency
<b>Facility</b>	LOG_DAEMON
<b>Cause</b>	An internal software failure occurred.
<b>Action</b>	Contact your technical support representative. For more information, see <a href="#">KB19107</a> .

### SNMP\_TRAP\_TRACERT\_PATH\_CHANGE

---

<b>System Log Message</b>	<i>traceRouteCtlOwnerIndex = test-owner, traceRouteCtlTestName = test-name</i>
<b>Description</b>	The Simple Network Management Protocol (SNMP) remote operations process (rmopd) generated a traceRoutePathChange trap because two probes with the same time-to-live (TTL) value returned with different IP addresses.
<b>Type</b>	Event: This message reports an event, not an error
<b>Severity</b>	info

**Facility** LOG\_DAEMON

---

## SNMP\_TRAP\_TRACERT\_TEST\_COMPLETED

---

**System Log Message** traceRouteCtlOwnerIndex = *test-owner*, traceRouteCtlTestName = *test-name*

**Description** The Simple Network Management Protocol (SNMP) remote operations process (rmopd) generated a tracerouteTestCompleted trap because the test completed and the full path to the target was determined.

**Type** Event: This message reports an event, not an error

**Severity** info

**Facility** LOG\_DAEMON

---

## SNMP\_TRAP\_TRACERT\_TEST\_FAILED

---

**System Log Message** traceRouteCtlOwnerIndex = *test-owner*, traceRouteCtlTestName = *test-name*

**Description** The Simple Network Management Protocol (SNMP) remote operations process (rmopd) generated a tracerouteTestFailed trap because the test completed and the full path to the target was not determined.

**Type** Event: This message reports an event, not an error

**Severity** info

**Facility** LOG\_DAEMON

## CHAPTER 97

# SNMPD System Log Messages

This chapter describes messages with the **SNMPD** prefix. They are generated by the Simple Network Management Protocol (SNMP) agent process (snmpd), which responds to SNMP requests. As necessary, it passes the requests to subagent processes running on its machine and forwards the traps they generate to the SNMP manager.

### SNMPD\_AUTH\_FAILURE

---

<b>System Log Message</b>	<i>function-name: message from source-address to destination-address (index1)</i>
<b>Description</b>	The indicated function failed because the authorization check failed for the interface, Simple Network Management Protocol (SNMP) community, or user making the request.
<b>Type</b>	Error: An error occurred
<b>Severity</b>	notice
<b>Facility</b>	ANY
<b>Cause</b>	An internal software failure occurred.
<b>Action</b>	Contact your technical support representative.

### SNMPD\_AUTH\_PRIVILEGES\_EXCEEDED

---

<b>System Log Message</b>	<i>function-name: source-address: request exceeded community privileges</i>
<b>Description</b>	The indicated function failed because the Simple Network Management Protocol (SNMP) community making the access request did not have the required privileges.
<b>Type</b>	Error: An error occurred
<b>Severity</b>	notice
<b>Facility</b>	ANY
<b>Cause</b>	An internal software failure occurred.
<b>Action</b>	Contact your technical support representative.

## SNMPD\_AUTH\_RESTRICTED\_ADDRESS

---

<b>System Log Message</b>	<i>function-name</i> : request from address <i>source-address</i> not allowed
<b>Description</b>	The indicated function failed because access requests from the indicated source address are not allowed.
<b>Type</b>	Error: An error occurred
<b>Severity</b>	notice
<b>Facility</b>	ANY
<b>Cause</b>	An internal software failure occurred.
<b>Action</b>	Contact your technical support representative.

## SNMPD\_AUTH\_WRONG\_PDU\_TYPE

---

<b>System Log Message</b>	<i>function-name</i> : <i>source-address</i> : unauthorized SNMP PDU type: <i>pdu-type</i>
<b>Description</b>	The indicated function failed because the indicated type of protocol data unit (PDU) is not supported.
<b>Type</b>	Error: An error occurred
<b>Severity</b>	notice
<b>Facility</b>	ANY
<b>Cause</b>	An internal software failure occurred.
<b>Action</b>	Contact your technical support representative.

## SNMPD\_BIND\_INFO

---

<b>System Log Message</b>	Source address for trap socket was set to <i>bind-address</i>
<b>Description</b>	The source address for the indicated type of socket used by the Simple Network Management Protocol (SNMP) agent process (snmpd) was set to the indicated address.
<b>Type</b>	Event: This message reports an event, not an error
<b>Severity</b>	info
<b>Facility</b>	LOG_DAEMON
<b>Cause</b>	An administrator changed the JUNOS configuration for the process or for an interface.
<b>Cause</b>	The online/offline state changed for a Physical Interface Card (PIC). This can also cause the address to become newly available or unavailable.

## SNMPD\_CONFIG\_ERROR

---

<b>System Log Message</b>	Configuration database has errors
<b>Description</b>	The Simple Network Management Protocol (SNMP) agent process (snmpd) detected an error in the SNMP configuration database.
<b>Type</b>	Error: An error occurred
<b>Severity</b>	error
<b>Facility</b>	LOG_DAEMON

## SNMPD\_CONTEXT\_ERROR

---

<b>System Log Message</b>	<i>function-name: error in operation context context-name</i>
<b>Description</b>	The indicated operation (addition or deletion) failed during configuration of the indicated Simple Network Management Protocol (SNMP) context.
<b>Type</b>	Error: An error occurred
<b>Severity</b>	error
<b>Facility</b>	LOG_DAEMON
<b>Cause</b>	An internal software failure occurred.
<b>Action</b>	Contact your technical support representative.

## SNMPD\_ENGINE\_ID\_CHANGED

---

<b>System Log Message</b>	Warning: <i>warning-message</i>
<b>Description</b>	The Simple Network Management Protocol (SNMP) agent process (snmpd) maintains an engine id. This engine id has changed .
<b>Type</b>	Event: This message reports an event, not an error
<b>Severity</b>	warning
<b>Facility</b>	LOG_DAEMON

## SNMPD\_FILE\_FAILURE

---

<b>System Log Message</b>	<i>function-name: fopen filename: error-message</i>
<b>Description</b>	The Simple Network Management Protocol (SNMP) agent process (snmpd) could not access the indicated file.
<b>Type</b>	Error: An error occurred
<b>Severity</b>	emergency
<b>Facility</b>	LOG_DAEMON

**Cause** An internal software failure occurred.

**Action** Contact your technical support representative. For more information, see [KB19108](#).

---

## SNMPD\_GROUP\_ERROR

---

**System Log Message** *function-name: error in operation group: 'group-id' user 'username' model 'model'*

**Description** The indicated operation (creation, installation, or deletion) failed during configuration of the indicated group.

**Type** Error: An error occurred

**Severity** error

**Facility** LOG\_DAEMON

**Cause** An internal software failure occurred.

**Action** Contact your technical support representative.

---

## SNMPD\_HEALTH\_MON\_THRESH\_CROSS

---

**System Log Message** *syslog-subtagdelimiterevent-name*

**Description** A system parameter monitored by the self-monitoring feature crossed a rising or falling threshold.

**Type** Event: This message reports an event, not an error

**Severity** error

**Facility** LOG\_DAEMON

**Cause** System resources were being consumed.

---

## SNMPD\_INIT\_FAILED

---

**System Log Message** *snmpd initialization failure: error-message*

**Description** Initialization of the Simple Network Management Protocol (SNMP) agent process (snmpd) failed.

**Type** Error: An error occurred

**Severity** error

**Facility** LOG\_DAEMON

**Cause** An internal software failure occurred.

**Action** Contact your technical support representative.



## SNMPD\_LIBJUNIPER\_FAILURE

---

<b>System Log Message</b>	<i>function-name: system_default_inaddr: error-message</i>
<b>Description</b>	The indicated function from the Juniper Networks Simple Network Management Protocol (SNMP) library failed and returned the indicated error to the SNMP agent process (snmpd).
<b>Type</b>	Error: An error occurred
<b>Severity</b>	error
<b>Facility</b>	LOG_DAEMON
<b>Cause</b>	An internal software failure occurred.
<b>Action</b>	Contact your technical support representative.

## SNMPD\_RADIX\_FAILURE

---

<b>System Log Message</b>	<i>function-name: radix_add failed: error-message</i>
<b>Description</b>	The Simple Network Management Protocol (SNMP) agent process (snmpd) uses radix trees to store valid client prefixes, which are used to determine authorization for requests from users and communities. It could not create a new entry in a radix tree.
<b>Type</b>	Error: An error occurred
<b>Severity</b>	error
<b>Facility</b>	LOG_DAEMON
<b>Cause</b>	An internal software failure occurred.
<b>Action</b>	Contact your technical support representative.

## SNMPD\_RECEIVE\_FAILURE

---

<b>System Log Message</b>	<i>function-name: receive message failure: error-message</i>
<b>Description</b>	The indicated error occurred while the Simple Network Management Protocol (SNMP) agent process (snmpd) was receiving either a protocol data unit (PDU) from the User Datagram Protocol (UDP) or a message from a subagent.
<b>Type</b>	Error: An error occurred
<b>Severity</b>	error
<b>Facility</b>	LOG_DAEMON
<b>Cause</b>	An internal software failure occurred.
<b>Action</b>	Contact your technical support representative.

## SNMPD\_RMONFILE\_FAILURE

---

<b>System Log Message</b>	<i>function-name: operation: operation filename: error-message</i>
<b>Description</b>	The indicated operation failed on the indicated remote monitoring (RMON) data file.
<b>Type</b>	Error: An error occurred
<b>Severity</b>	critical
<b>Facility</b>	LOG_DAEMON
<b>Cause</b>	An internal software failure occurred.
<b>Action</b>	Contact your technical support representative. For more information, see <a href="#">KB19109</a> .

## SNMPD\_RMON\_COOKIE

---

<b>System Log Message</b>	<i>function-name: Null cookie</i>
<b>Description</b>	An invalid data pointer was returned when the remote monitoring (RMON) asynchronous completion handler performed an RMON alarm operation.
<b>Type</b>	Error: An error occurred
<b>Severity</b>	error
<b>Facility</b>	LOG_DAEMON
<b>Cause</b>	An internal software failure occurred.
<b>Action</b>	Contact your technical support representative.

## SNMPD\_RMON\_EVENTLOG

---

<b>System Log Message</b>	<i>syslog-subtagdelimitermessage</i>
<b>Description</b>	The indicated remote monitoring (RMON) event completed.
<b>Type</b>	Event: This message reports an event, not an error
<b>Severity</b>	warning
<b>Facility</b>	LOG_DAEMON

## SNMPD\_RMON\_MIBERROR

---

<b>System Log Message</b>	<i>function-name: internal Get request error: description, alarm alarm-id, error error-message, variable: name (oid)</i>
<b>Description</b>	A Get request for a monitored object instance failed during initialization of the indicated remote monitoring (RMON) alarm.
<b>Type</b>	Error: An error occurred

<b>Severity</b>	error
<b>Facility</b>	LOG_DAEMON
<b>Cause</b>	An internal software failure occurred.
<b>Action</b>	Contact your technical support representative.

---

## SNMPD\_RTSLIB\_ASYNC\_EVENT

---

<b>System Log Message</b>	<i>function-name: sequence mismatch (expected-value, received-value), resyncing</i>
<b>Description</b>	A notification from the kernel to the Simple Network Management Protocol (SNMP) agent process (snmpd) was lost.
<b>Type</b>	Event: This message reports an event, not an error
<b>Severity</b>	notice
<b>Facility</b>	LOG_DAEMON

---

## SNMPD\_SEND\_FAILURE

---

<b>System Log Message</b>	<i>function-name: send type (index1) failure: error-message</i>
<b>Description</b>	The Simple Network Management Protocol (SNMP) agent process (snmpd) could not send either a protocol data unit (PDU) to the User Datagram Protocol (UDP) or a message to a subagent.
<b>Type</b>	Error: An error occurred
<b>Severity</b>	error
<b>Facility</b>	LOG_DAEMON
<b>Cause</b>	An internal software failure occurred.
<b>Action</b>	Contact your technical support representative. For more information, see <a href="#">KB19110</a> .

---

## SNMPD\_SET\_FAILED

---

<b>System Log Message</b>	<i>Snmp set failed: error-message</i>
<b>Description</b>	Configuration data was changed using an Simple Network Management Protocol (SNMP) Set request, but the SNMP agent process (snmpd) could not save the changes to the configuration database.
<b>Type</b>	Error: An error occurred
<b>Severity</b>	error
<b>Facility</b>	LOG_DAEMON
<b>Cause</b>	An internal software failure occurred.

**Action** Contact your technical support representative.

---

## SNMPD\_SMOID\_GEN\_FAILURE

---

<b>System Log Message</b>	Unable to generate OID from <i>product-name</i> ( <i>error-message</i> )
<b>Description</b>	The Simple Network Management Protocol (SNMP) agent process (snmpd) could not generate a value for the self-monitoring object identifier (OID) of the indicated product.
<b>Type</b>	Error: An error occurred
<b>Severity</b>	error
<b>Facility</b>	LOG_DAEMON
<b>Cause</b>	An internal software failure occurred.
<b>Action</b>	Contact your technical support representative.

---

## SNMPD\_SOCKET\_FAILURE

---

<b>System Log Message</b>	<i>function-name</i> : socket failure: <i>reason</i> ( <i>error-message</i> )
<b>Description</b>	The Simple Network Management Protocol (SNMP) agent process (snmpd) uses sockets for communication with subagents. A socket operation, such as creation or removal, failed.
<b>Type</b>	Error: An error occurred
<b>Severity</b>	error
<b>Facility</b>	LOG_DAEMON
<b>Cause</b>	An internal software failure occurred.
<b>Action</b>	Contact your technical support representative.

---

## SNMPD\_SOCKET\_FATAL\_FAILURE

---

<b>System Log Message</b>	<i>function-name</i> : socket failure: <i>reason</i> ( <i>error-message</i> )
<b>Description</b>	The Simple Network Management Protocol (SNMP) agent process (snmpd) uses sockets for communication with subagents. The process exited after a socket operation, such as creation or removal, failed.
<b>Type</b>	Error: An error occurred
<b>Severity</b>	emergency
<b>Facility</b>	LOG_DAEMON
<b>Cause</b>	An internal software failure occurred.
<b>Action</b>	Contact your technical support representative. For more information, see <a href="#">KB19111</a> .

## SNMPD\_SYSLIB\_FAILURE

---

<b>System Log Message</b>	<i>function-name</i> : system function ' <i>system-function-name</i> ' failed: <i>error-message</i>
<b>Description</b>	The indicated function from the Simple Network Management Protocol (SNMP) system library failed and returned the indicated error to the SNMP agent process (snmpd).
<b>Type</b>	Error: An error occurred
<b>Severity</b>	error
<b>Facility</b>	LOG_DAEMON
<b>Cause</b>	An internal software failure occurred.
<b>Action</b>	Contact your technical support representative.

## SNMPD\_SYSOID\_FAILURE

---

<b>System Log Message</b>	Unable to determine sysObjectID from internal model: <i>model</i>
<b>Description</b>	The Simple Network Management Protocol (SNMP) agent process (snmpd) could not determine the value of the sysObjectID object.
<b>Type</b>	Error: An error occurred
<b>Severity</b>	error
<b>Facility</b>	LOG_DAEMON
<b>Cause</b>	An internal software failure occurred.
<b>Action</b>	Contact your technical support representative.

## SNMPD\_SYSOID\_GEN\_FAILURE

---

<b>System Log Message</b>	Unable to generate OID for product <i>product-name</i> ( <i>error-message</i> )
<b>Description</b>	The Simple Network Management Protocol (SNMP) agent process (snmpd) could not generate a value for the sysObjectID object for the indicated product.
<b>Type</b>	Error: An error occurred
<b>Severity</b>	error
<b>Facility</b>	LOG_DAEMON
<b>Cause</b>	An internal software failure occurred.
<b>Action</b>	Contact your technical support representative.

## SNMPD\_THROTTLE\_QUEUE\_DRAINED

---

<b>System Log Message</b>	<i>function-name</i> : cleared all throttled traps
---------------------------	--

<b>Description</b>	The queue of throttled traps was cleared.
<b>Type</b>	Event: This message reports an event, not an error
<b>Severity</b>	info
<b>Facility</b>	LOG_DAEMON

---

## SNMPD\_TRAP\_COLD\_START

---

<b>System Log Message</b>	<i>function-name</i> : SNMP trap: cold start
<b>Description</b>	The Simple Network Management Protocol (SNMP) agent process (snmpd) generated a cold-start trap when the entire Routing Engine (including the snmpd process) initialized.
<b>Type</b>	Event: This message reports an event, not an error
<b>Severity</b>	critical
<b>Facility</b>	LOG_DAEMON

---

## SNMPD\_TRAP\_GEN\_FAILURE

---

<b>System Log Message</b>	<i>function-name</i> : SNMP trap error: <i>trap-message</i> ( <i>error-message</i> )
<b>Description</b>	The Simple Network Management Protocol (SNMP) agent process (snmpd) could not generate a trap.
<b>Type</b>	Error: An error occurred
<b>Severity</b>	error
<b>Facility</b>	LOG_DAEMON
<b>Cause</b>	An internal software failure occurred.
<b>Action</b>	Contact your technical support representative.

---

## SNMPD\_TRAP\_INVALID\_DATA

---

<b>System Log Message</b>	<i>function-name</i> : SNMP trap error: invalid <i>message</i> ( <i>value</i> ) received
<b>Description</b>	The Simple Network Management Protocol (SNMP) agent process (snmpd) received a trap message from a subagent that contained an invalid variable binding (varbind) type.
<b>Type</b>	Error: An error occurred
<b>Severity</b>	error
<b>Facility</b>	LOG_DAEMON
<b>Cause</b>	An internal software failure occurred.
<b>Action</b>	Contact your technical support representative.

## SNMPD\_TRAP\_QUEUED

---

<b>System Log Message</b>	Adding trap to <i>trap-destination</i> to <i>queue-name</i> queue, size traps in queue
<b>Description</b>	A trap was queued for later transmission.
<b>Type</b>	Event: This message reports an event, not an error
<b>Severity</b>	info
<b>Facility</b>	LOG_DAEMON
<b>Cause</b>	Possible causes include the following: (a) the system is not completely initialized, (b) a route does not exist, or (c) traps are being throttled.

## SNMPD\_TRAP\_QUEUE\_DRAINED

---

<b>System Log Message</b>	<i>function-name</i> : traps queued to <i>trap-destination</i> sent successfully
<b>Description</b>	The queued traps for the indicated destination were successfully sent.
<b>Type</b>	Event: This message reports an event, not an error
<b>Severity</b>	info
<b>Facility</b>	LOG_DAEMON

## SNMPD\_TRAP\_QUEUE\_MAX\_ATTEMPTS

---

<b>System Log Message</b>	<i>function-name</i> : after <i>count</i> attempts, deleting <i>trap-count</i> traps queued to <i>trap-destination</i>
<b>Description</b>	The number of attempts to send traps to the indicated destination exceeded the configured maximum. The traps still waiting to be sent were discarded.
<b>Type</b>	Error: An error occurred
<b>Severity</b>	error
<b>Facility</b>	LOG_DAEMON
<b>Action</b>	Contact your technical support representative.

## SNMPD\_TRAP\_QUEUE\_MAX\_SIZE

---

<b>System Log Message</b>	<i>function-name</i> : maximum queue size exceeded ( <i>size</i> ), discarding trap to <i>trap-destination</i> from <i>queue-name</i> queue
<b>Description</b>	The number of traps in the trap queue exceeded the configured maximum. The traps still waiting to be sent were discarded.
<b>Type</b>	Event: This message reports an event, not an error
<b>Severity</b>	info
<b>Facility</b>	LOG_DAEMON

## SNMPD\_TRAP\_THROTTLED

---

<b>System Log Message</b>	<i>function-name</i> : traps throttled after <i>count</i> traps
<b>Description</b>	The number of traps waiting for transmission exceeded the configured maximum, so the remaining traps were throttled.
<b>Type</b>	Event: This message reports an event, not an error
<b>Severity</b>	info
<b>Facility</b>	LOG_DAEMON

## SNMPD\_TRAP\_WARM\_START

---

<b>System Log Message</b>	<i>function-name</i> : SNMP trap: warm start
<b>Description</b>	The Simple Network Management Protocol (SNMP) agent process (snmpd) generated a warm-start trap when it initialized (other Routing Engine processes were already active).
<b>Type</b>	Event: This message reports an event, not an error
<b>Severity</b>	error
<b>Facility</b>	LOG_DAEMON

## SNMPD\_USER\_ERROR

---

<b>System Log Message</b>	<i>function-name</i> : error in <i>action</i> user ' <i>username</i> ' auth ' <i>authentication-type</i> ' priv ' <i>privilege-type</i> '
<b>Description</b>	The indicated operation (creation, installation, or deletion) failed during configuration of the indicated user.
<b>Type</b>	Error: An error occurred
<b>Severity</b>	error
<b>Facility</b>	LOG_DAEMON
<b>Cause</b>	An internal software failure occurred.
<b>Action</b>	Contact your technical support representative.



## CHAPTER 98

# SPD System Log Messages

This chapter describes messages with the **SPD** prefix. They are generated by the adaptive services process (spd), which provides the user interface for management and configuration of Adaptive Services PICs.

### SPD\_CONFIGURATION\_COMPILE

---

<b>System Log Message</b>	Compilation of configuration rule <i>rule-name</i> term <i>index</i> failed: <i>reason</i>
<b>Description</b>	The adaptive services process (spd) could not compile a configured object, such as a rule or rule term.
<b>Type</b>	Error: An error occurred
<b>Severity</b>	error
<b>Facility</b>	LOG_DAEMON

### SPD\_CONN\_FATAL\_FAILURE

---

<b>System Log Message</b>	Connection attempt failed with fatal error: <i>error-message</i>
<b>Description</b>	The adaptive services process (spd) attempted to open a connection to an Adaptive Services Physical Interface Card (PIC), to gather information requested in a Simple Network Management Protocol (SNMP) query. The attempt failed with the indicated fatal error.
<b>Type</b>	Error: An error occurred
<b>Severity</b>	error
<b>Facility</b>	LOG_DAEMON

### SPD\_CONN\_NO\_REPLY

---

<b>System Log Message</b>	<i>function-name</i> : no reply from <i>interface-name</i> ( <i>error-message</i> )
<b>Description</b>	The adaptive services process (spd) did not receive a reply from the indicated interface on an Adaptive Services Physical Interface Card (PIC) for information requested in a Simple Network Management Protocol (SNMP) query.
<b>Type</b>	Error: An error occurred

**Severity** error  
**Facility** LOG\_DAEMON

---

### SPD\_CONN\_OPEN\_FAILURE

---

**System Log Message** *function-name: unable to open connection to interface-name (error-message)*

**Description** The adaptive services process (spd) attempted to open a connection to the indicated interface on an Adaptive Services PIC, to gather information requested in a Simple Network Management Protocol (SNMP) query. The attempt failed for the indicated reason.

**Type** Error: An error occurred

**Severity** error

**Facility** LOG\_DAEMON

---

### SPD\_CONN\_SEND\_FAILURE

---

**System Log Message** *function-name: unable to send query to interface-name (error-message)*

**Description** The adaptive services process (spd) attempted to send a request for information, needed for a Simple Network Management Protocol (SNMP) query, to the indicated interface on an Adaptive Services Physical Interface Card (PIC). The attempt failed for the indicated reason.

**Type** Error: An error occurred

**Severity** error

**Facility** LOG\_DAEMON

---

### SPD\_CONN\_UNEXPECTED\_MSG

---

**System Log Message** *function-name: unexpected response received from interface-name (error-message)*

**Description** The adaptive services process (spd) sent a request for information, needed for a Simple Network Management Protocol (SNMP) query, to the indicated interface on an Adaptive Services Physical Interface Card (PIC). It received an unexpected response.

**Type** Error: An error occurred

**Severity** error

**Facility** LOG\_DAEMON

---

### SPD\_DAEMONIZE\_FAILED

---

**System Log Message** Aborting, unable to run in the background as a daemon: *error-message*

**Description** The adaptive services process (spd) could not create a version of itself to run in the background as a daemon.

**Type** Error: An error occurred

<b>Severity</b>	emergency
<b>Facility</b>	LOG_DAEMON
<b>Action</b>	For more information, see <a href="#">KB19113</a> .

---

## SPD\_DB\_IF\_ADD\_FAILURE

<b>System Log Message</b>	Unable to add database entry for <i>interface-name</i> : <i>error-message</i>
<b>Description</b>	The adaptive services process (spd) uses an internal database to store information needed to reply to Simple Network Management Protocol (SNMP) queries. It could not add an entry to the database for the indicated interface on an Adaptive Services Physical Interface Card (PIC).
<b>Type</b>	Error: An error occurred
<b>Severity</b>	error
<b>Facility</b>	LOG_DAEMON

---

## SPD\_DB\_IF\_ALLOC\_FAILURE

<b>System Log Message</b>	Unable to allocate database entry for <i>interface-name</i> : <i>error-message</i>
<b>Description</b>	The adaptive services process (spd) uses an internal database to store information needed to reply to Simple Network Management Protocol (SNMP) queries. It could not allocate an entry in the database for the indicated interface on an Adaptive Services Physical Interface Card (PIC).
<b>Type</b>	Error: An error occurred
<b>Severity</b>	error
<b>Facility</b>	LOG_DAEMON

---

## SPD\_DB\_SVC\_SET\_ADD\_FAILURE

<b>System Log Message</b>	Unable to add database entry for <i>service-set</i> : <i>error-message</i>
<b>Description</b>	The adaptive services process (spd) uses an internal database to store information needed to reply to Simple Network Management Protocol (SNMP) queries. It could not add an entry to the database for the indicated service set.
<b>Type</b>	Error: An error occurred
<b>Severity</b>	error
<b>Facility</b>	LOG_DAEMON

---

## SPD\_DB\_SVC\_SET\_ALLOC\_FAILURE

<b>System Log Message</b>	Unable to allocate database entry for <i>service-set</i> : <i>error-message</i>
<b>Description</b>	The adaptive services process (spd) uses an internal database to store information needed to reply to Simple Network Management Protocol (SNMP) queries. It could not allocate an entry in the database for the indicated service set.

<b>Type</b>	Error: An error occurred
<b>Severity</b>	error
<b>Facility</b>	LOG_DAEMON

---

## SPD\_DUPLICATE

---

<b>System Log Message</b>	Another copy of this program is running
<b>Description</b>	An attempt to start the adaptive services process (spd) failed because an instance of the process is already running.
<b>Type</b>	Error: An error occurred
<b>Severity</b>	error
<b>Facility</b>	LOG_DAEMON

---

## SPD\_EVLIB\_CREATE\_FAILURE

---

<b>System Log Message</b>	evCreate failed with: <i>error-message</i>
<b>Description</b>	The adaptive services process (spd) could not create a context used for handling all asynchronous events (such as timers and message availability).
<b>Type</b>	Error: An error occurred
<b>Severity</b>	emergency
<b>Facility</b>	LOG_DAEMON
<b>Action</b>	For more information, see <a href="#">KB19114</a> .

---

## SPD\_EVLIB\_EXIT\_FAILURE

---

<b>System Log Message</b>	evMainLoop return value: <i>return-value</i> , error: <i>error-message</i>
<b>Description</b>	The adaptive services process (spd) returned from an event loop, which it should never do.
<b>Type</b>	Error: An error occurred
<b>Severity</b>	error
<b>Facility</b>	LOG_DAEMON

---

## SPD\_GEN\_NUM\_FAIL

---

<b>System Log Message</b>	Initialization of generation number failed, <i>error-message</i>
<b>Description</b>	The adaptive services process (spd) attempted to initialize the generation-number for the service sets. However, the memory allocation failed.
<b>Type</b>	Error: An error occurred
<b>Severity</b>	error

<b>Facility</b>	LOG_DAEMON
<b>Action</b>	For more information, see <a href="#">KB19115</a> .

---

## SPD\_NOT\_ROOT

<b>System Log Message</b>	Must be run as root
<b>Description</b>	The user who attempted to start the adaptive services process (spd) was not the root user.
<b>Type</b>	Error: An error occurred
<b>Severity</b>	error
<b>Facility</b>	LOG_DAEMON

---

## SPD\_OUT\_OF\_MEMORY

<b>System Log Message</b>	Insufficient memory for operation <i>operation</i>
<b>Description</b>	The adaptive services process (spd) attempted to allocate memory for an internal object. The attempt failed.
<b>Type</b>	Error: An error occurred
<b>Severity</b>	error
<b>Facility</b>	LOG_DAEMON

---

## SPD\_PID\_FILE\_LOCK

<b>System Log Message</b>	Unable to lock PID file: <i>error-message</i>
<b>Description</b>	The adaptive services process (spd) attempted to lock the file that records its process ID (PID), which serves to prevent multiple instances of spd from running simultaneously. The attempt failed.
<b>Type</b>	Error: An error occurred
<b>Severity</b>	error
<b>Facility</b>	LOG_DAEMON

---

## SPD\_PID\_FILE\_UPDATE

<b>System Log Message</b>	Unable to update process PID file: <i>error-message</i>
<b>Description</b>	The adaptive services process (spd) attempted to update the file that records its process ID (PID), which serves to prevent multiple instances of spd from running simultaneously. The attempt failed.
<b>Type</b>	Error: An error occurred
<b>Severity</b>	error
<b>Facility</b>	LOG_DAEMON

## SPD\_SERVICE\_NEXT\_HOP\_ADD\_FAILED

---

<b>System Log Message</b>	Unable to add service next hop: <i>error-message (error-code)</i>
<b>Description</b>	The adaptive services process (spd) could not add a service next hop for the indicated reason.
<b>Type</b>	Error: An error occurred
<b>Severity</b>	error
<b>Facility</b>	LOG_DAEMON

## SPD\_SERVICE\_NEXT\_HOP\_DEL\_FAILED

---

<b>System Log Message</b>	Unable to delete service next hop: <i>error-message (error-code)</i>
<b>Description</b>	The adaptive services process (spd) could not delete a service next hop for the indicated reason.
<b>Type</b>	Error: An error occurred
<b>Severity</b>	error
<b>Facility</b>	LOG_DAEMON

## SPD\_TRAP\_OID\_GEN\_FAILED

---

<b>System Log Message</b>	Unable to generate OID for <i>identifier (error-message)</i>
<b>Description</b>	The adaptive services process (spd) could not generate the indicated object identifier (OID) for a Simple Network Management Protocol (SNMP) trap notification.
<b>Type</b>	Error: An error occurred
<b>Severity</b>	error
<b>Facility</b>	LOG_DAEMON

## SPD\_TRAP\_REQUEST\_FAILURE

---

<b>System Log Message</b>	<i>function-name: type</i> request failed: <i>error-message</i>
<b>Description</b>	The adaptive services process (spd) made the indicated type of request to the application programming interface (API) for generating Simple Network Management Protocol (SNMP) traps, but did not receive the expected result.
<b>Type</b>	Error: An error occurred
<b>Severity</b>	error
<b>Facility</b>	LOG_DAEMON

## SPD\_USAGE

---

<b>System Log Message</b>	Usage: spd [-N] [-v] [-d debug-level]
---------------------------	---------------------------------------

**Description** The adaptive services process (spd) displayed the syntax statement for the 'spd' command because the command was invoked incorrectly.

**Type** Event: This message reports an event, not an error

**Severity** error

**Facility** LOG\_DAEMON





## CHAPTER 99

# SSH System Log Messages

This chapter describes messages with the **SSH** prefix. They are generated by the ssh-relay process (ssh).

### SSH\_MSG\_REPLAY\_DETECT

---

<b>System Log Message</b>	Potential replay attack detected on SSH connection initiated from <i>source-address:source-port</i>
<b>Description</b>	Potential ssh replay attack detected on the indicated connection.
<b>Type</b>	Event: This message reports an event, not an error
<b>Severity</b>	notice
<b>Facility</b>	ANY

### SSH\_MSG\_REPLAY\_LIMIT

---

<b>System Log Message</b>	Specified number of replay attacks ( <i>limit</i> ) detected on SSH connection initiated from <i>source-address:source-port</i>
<b>Description</b>	Several potential ssh replay attacks detected on the indicated connection
<b>Type</b>	Event: This message reports an event, not an error
<b>Severity</b>	notice
<b>Facility</b>	ANY

### SSH\_RELAY\_CONNECT\_ERROR

---

<b>System Log Message</b>	Unable to connect to <i>service-name</i> server: <i>error-message</i>
<b>Description</b>	The 'ssh-relay' program could not connect to the server process for the indicated service.
<b>Type</b>	Error: An error occurred
<b>Severity</b>	error
<b>Facility</b>	ANY
<b>Cause</b>	The server process is not running or has not enabled the service.

## SSH\_RELAY\_USAGE

---

<b>System Log Message</b>	Usage: <i>ssh-relay -s service-name</i>
<b>Description</b>	The syntax statement for the 'ssh-relay' command was displayed because the command was invoked with one or more incorrect options, or without necessary options.
<b>Type</b>	Error: An error occurred
<b>Severity</b>	error
<b>Facility</b>	ANY

# SSHD System Log Messages

This chapter describes messages with the SSHD prefix. They are generated by the secure shell process (sshd) which grants you access to specified shell accounts.

---

## SSHD\_LOGIN\_ATTEMPTS\_THRESHOLD

<b>System Log Message</b>	Threshold for unsuccessful authentication attempts ( <i>limit</i> ) reached by user ' <i>username</i> '
<b>Description</b>	The user made too many failed login attempts.
<b>Type</b>	Event: This message reports an event, not an error
<b>Severity</b>	notice
<b>Facility</b>	ANY

---

## SSHD\_LOGIN\_FAILED

<b>System Log Message</b>	Login failed for user ' <i>username</i> ' from host ' <i>source-address</i> '
<b>Description</b>	A login attempt failed for the indicated username.
<b>Type</b>	Event: This message reports an event, not an error
<b>Severity</b>	notice
<b>Facility</b>	ANY

---

## SSHD\_LOGIN\_FAILED\_LIMIT

<b>System Log Message</b>	Specified number of login failures ( <i>limit</i> ) for user ' <i>username</i> ' reached from ' <i>remote-address</i> '
<b>Description</b>	Several login attempts failed for the indicated username.
<b>Type</b>	Event: This message reports an event, not an error
<b>Severity</b>	notice
<b>Facility</b>	ANY



## SSL System Log Messages

This chapter describes messages with the **SSL** prefix. They are generated by the Secure Sockets Layer (protocol) (SSL) services. These logs contain information about logical system names, SSL proxy whitelists, policy information, and SSL proxy information.

SSL is an application-level protocol that provides encryption technology for the Internet. SSL, also called Transport Layer Security (TLS), ensures the secure transmission of data between a client and a server through a combination of privacy, authentication, confidentiality, and data integrity. SSL relies upon certificates and private-public key exchange pairs for this level of security.

### SSL\_PROXY\_ERROR

<b>System Log Message</b>	<code>lsys:logical-system-name session-id</code> <code>&lt;source-address/source-port-&gt;destination-address/destination-port&gt;</code> <code>NAT:&lt;nat-source-address/nat-source-port-&gt;nat-destination-address/nat-destination-port&gt;</code> <code>profile-name</code> <code>&lt;source-zone-name:source-interface-name-&gt;destination-zone-name:destination-interface-name&gt;</code> <code>message: message</code>
<b>Description</b>	ssl proxy error log
<b>Type</b>	Error: An error occurred
<b>Severity</b>	error
<b>Facility</b>	LOG_PFE

### SSL\_PROXY\_INFO

<b>System Log Message</b>	<code>lsys:logical-system-name session-id</code> <code>&lt;source-address/source-port-&gt;destination-address/destination-port&gt;</code> <code>NAT:&lt;nat-source-address/nat-source-port-&gt;nat-destination-address/nat-destination-port&gt;</code> <code>profile-name</code> <code>&lt;source-zone-name:source-interface-name-&gt;destination-zone-name:destination-interface-name&gt;</code> <code>message: message</code>
<b>Description</b>	ssl proxy info log
<b>Type</b>	Event: This message reports an event, not an error
<b>Severity</b>	info

Facility LOG\_PFE

---

## SSL\_PROXY\_SESSION\_IGNORE

---

**System Log Message** *lsys:logical-system-name session-id*  
*<source-address/source-port->destination-address/destination-port>*  
*NAT:<nat-source-address/nat-source-port->nat-destination-address/nat-destination-port>*  
*profile-name*  
*<source-zone-name:source-interface-name->destination-zone-name:destination-interface-name>*  
*message: message*

**Description** This log is generated when a non-ssl session is allowed to pass through ssl-proxy. This will happen when initially a session is marked for proxy processing and at some later point it turns out to be a non-ssl session.

**Type** Event: This message reports an event, not an error

**Severity** info

**Facility** LOG\_PFE

---

## SSL\_PROXY\_SESSION\_WHITELIST

---

**System Log Message** *lsys:logical-system-name session-id host:url*  
*<source-address/source-port->destination-address/destination-port>*  
*NAT:<nat-source-address/nat-source-port->nat-destination-address/nat-destination-port>*  
*profile-name*  
*<source-zone-name:source-interface-name->destination-zone-name:destination-interface-name>*  
*message: message*

**Description** This log is generated when an session is whitelisted.

**Type** Event: This message reports an event, not an error

**Severity** info

**Facility** LOG\_PFE

---

## SSL\_PROXY\_SSL\_SESSION\_ALLOW

---

**System Log Message** *lsys:logical-system-name session-id*  
*<source-address/source-port->destination-address/destination-port>*  
*NAT:<nat-source-address/nat-source-port->nat-destination-address/nat-destination-port>*  
*profile-name*  
*<source-zone-name:source-interface-name->destination-zone-name:destination-interface-name>*  
*message: message*

**Description** This log is generated when an ssl session is allowed to pass through ssl-proxy after some error is detected

**Type** Event: This message reports an event, not an error

**Severity** info

**Facility** LOG\_PFE

## SSL\_PROXY\_SSL\_SESSION\_DROP

---

**System Log Message** *lsys:logical-system-name session-id*  
*<source-address/source-port->destination-address/destination-port>*  
*NAT:<nat-source-address/nat-source-port->nat-destination-address/nat-destination-port>*  
*profile-name*  
*<source-zone-name:source-interface-name->destination-zone-name:destination-interface-name>*  
*message: message*

**Description** This log is generated when an ssl proxy session is dropped by ssl-proxy

**Type** Event: This message reports an event, not an error

**Severity** info

**Facility** LOG\_PFE

## SSL\_PROXY\_WARNING

---

**System Log Message** *lsys:logical-system-name session-id*  
*<source-address/source-port->destination-address/destination-port>*  
*NAT:<nat-source-address/nat-source-port->nat-destination-address/nat-destination-port>*  
*profile-name*  
*<source-zone-name:source-interface-name->destination-zone-name:destination-interface-name>*  
*message: message*

**Description** ssl proxy warning log

**Type** Event: This message reports an event, not an error

**Severity** info

**Facility** LOG\_PFE





## CHAPTER 102

# SYSTEM System Log Messages

This chapter describes messages with the **SYSTEM** prefix. Messages without an event ID are grouped under this set of system log messages. For example, messages generated by the kernel, Packet Forwarding Engine, PIC, line-card chassis (LCC), switch-card chassis (SCC), etc. are grouped under the **SYSTEM** messages.

### SYSTEM\_ABNORMAL\_SHUTDOWN

---

<b>System Log Message</b>	System abnormally shut down
<b>Description</b>	The system shut down abnormally. This can be caused by any number of factors such as pulling the power plug, a kernel panic, a thermal shutdown, and so forth.
<b>Type</b>	Event: This message reports an event, not an error
<b>Severity</b>	notice
<b>Facility</b>	LOG_DAEMON

### SYSTEM\_OPERATIONAL

---

<b>System Log Message</b>	System is operational
<b>Description</b>	The system has entered operational status, and security logging has been started.
<b>Type</b>	Event: This message reports an event, not an error
<b>Severity</b>	notice
<b>Facility</b>	LOG_DAEMON

### SYSTEM\_SHUTDOWN

---

<b>System Log Message</b>	<i>System type by username at time: message</i>
<b>Description</b>	An administrator requested that the system be shut down or rebooted.
<b>Type</b>	Event: This message reports an event, not an error
<b>Severity</b>	notice
<b>Facility</b>	LOG_DAEMON



## TFTPD System Log Messages

This chapter describes messages with the **TFTPD** prefix. They are generated by the Trivial FTP (TFTP) process (tnp.tftpd), which services requests from hardware components for the configuration files that they use during initialization.

### TFTPD\_AF\_ERR

---

<b>System Log Message</b>	Unexpected address family <i>address-family-type</i>
<b>Description</b>	As each hardware component on the routing platform initializes, it requests its configuration file from the TFTP process (tnp.tftpd). The tnp.tftpd process exited because an incoming packet had the indicated, unexpected value in its address family (sockaddr) field.
<b>Type</b>	Error: An error occurred
<b>Severity</b>	error
<b>Facility</b>	ANY

### TFTPD\_BIND\_ERR

---

<b>System Log Message</b>	bind: <i>error-message</i>
<b>Description</b>	Binding of a socket to an address failed due to a system error.
<b>Type</b>	Error: An error occurred
<b>Severity</b>	error
<b>Facility</b>	ANY

### TFTPD\_CONNECT\_ERR

---

<b>System Log Message</b>	connect: <i>error-message</i>
<b>Description</b>	Connection of a socket to an address failed due to a system error.
<b>Type</b>	Error: An error occurred
<b>Severity</b>	error
<b>Facility</b>	ANY

## TFTPD\_CONNECT\_INFO

---

<b>System Log Message</b>	TFTP operation from address <i>address</i> port <i>port</i> file <i>filename</i>
<b>Description</b>	As each hardware component on the routing platform initializes, it requests its configuration file from the TFTP process (tnp.tftpd). The process established a connection with the indicated characteristics: kind of operation (read or write), address and port connected to, and name of file transferred.
<b>Type</b>	Event: This message reports an event, not an error
<b>Severity</b>	info
<b>Facility</b>	ANY

## TFTPD\_CREATE\_ERR

---

<b>System Log Message</b>	check_space <i>error-message</i>
<b>Description</b>	The TFTP process (tnp.tftpd) could not create a core dump file.
<b>Type</b>	Error: An error occurred
<b>Severity</b>	error
<b>Facility</b>	ANY
<b>Cause</b>	There is probably not enough free space in the file system where tnp.tftpd tried to create the file.

## TFTPD\_FIO\_ERR

---

<b>System Log Message</b>	ioctl(FIONBIO): <i>error-message</i>
<b>Description</b>	The TFTP process (tnp.tftpd) could not set the standard input to be nonblocking.
<b>Type</b>	Error: An error occurred
<b>Severity</b>	error
<b>Facility</b>	ANY

## TFTPD\_FORK\_ERR

---

<b>System Log Message</b>	fork: <i>error-message</i>
<b>Description</b>	As each hardware component on the routing platform initializes, it requests its configuration file from the TFTP process (tnp.tftpd). To service multiple clients simultaneously, tnp.tftpd calls the fork() system call to make a copy of itself for each request. The system call returned the indicated error.
<b>Type</b>	Error: An error occurred
<b>Severity</b>	error
<b>Facility</b>	ANY

## TFTPD\_NAK\_ERR

---

<b>System Log Message</b>	<code>nak error error-code, error-message</code>
<b>Description</b>	The TFTP process (tnp.tftpd) sent a negative acknowledgment to a client because of the indicated error condition.
<b>Type</b>	Error: An error occurred
<b>Severity</b>	warning
<b>Facility</b>	ANY

## TFTPD\_OPEN\_ERR

---

<b>System Log Message</b>	Unable to open file ' <i>filename</i> ', error: <i>error-message</i>
<b>Description</b>	The TFTP process (tnp.tftpd) could not open the indicated file because of the indicated error.
<b>Type</b>	Error: An error occurred
<b>Severity</b>	warning
<b>Facility</b>	ANY

## TFTPD\_RECVCOMPLETE\_INFO

---

<b>System Log Message</b>	Received <i>count</i> blocks of <i>block-size</i> size for file ' <i>filename</i> '
<b>Description</b>	The TFTP process (tnp.tftpd) received the last portion of a transmitted file. This message records the number of blocks received, the block size used, and the name of the file to which the data was written.
<b>Type</b>	Event: This message reports an event, not an error
<b>Severity</b>	info
<b>Facility</b>	ANY

## TFTPD\_RECVFROM\_ERR

---

<b>System Log Message</b>	<code>recvfrom: error-message</code>
<b>Description</b>	The TFTP process (tnp.tftpd) issued the <code>recvfrom()</code> system call when attempting to receive data from the network. The system call failed.
<b>Type</b>	Error: An error occurred
<b>Severity</b>	error
<b>Facility</b>	ANY

## TFTPD\_RECV\_ERR

---

<b>System Log Message</b>	<code>recv: error-message</code>
<b>Description</b>	The TFTP process (tnp.tftpd) could not receive data from the network.

<b>Type</b>	Error: An error occurred
<b>Severity</b>	error
<b>Facility</b>	ANY

---

## TFTPD\_SENDCOMPLETE\_INFO

---

<b>System Log Message</b>	Sent <i>count</i> blocks of <i>block-size</i> and 1 block of <i>size</i> for file ' <i>filename</i> '
<b>Description</b>	The TFTP process (tnp.tftpd) successfully sent a file. This message records the number of blocks sent, the block size used, the size of the last block, and the name of the source file.
<b>Type</b>	Event: This message reports an event, not an error
<b>Severity</b>	info
<b>Facility</b>	ANY

---

## TFTPD\_SEND\_ERR

---

<b>System Log Message</b>	send: <i>error-message</i>
<b>Description</b>	The TFTP process (tnp.tftpd) could not send data.
<b>Type</b>	Error: An error occurred
<b>Severity</b>	error
<b>Facility</b>	ANY

---

## TFTPD\_SOCKET\_ERR

---

<b>System Log Message</b>	socket: <i>error-message</i>
<b>Description</b>	The TFTP process (tnp.tftpd) could not open a socket for data transmission or reception.
<b>Type</b>	Error: An error occurred
<b>Severity</b>	error
<b>Facility</b>	ANY

---

## TFTPD\_STATFS\_ERR

---

<b>System Log Message</b>	statfs <i>filename</i> , error: <i>error-message</i>
<b>Description</b>	The TFTP process (tnp.tftpd) issued the statfs() system call to obtain the status of the file system into which it needed to write a crash file. The system call failed with the indicated error.
<b>Type</b>	Error: An error occurred
<b>Severity</b>	error
<b>Facility</b>	ANY

## CHAPTER 104

# UFDD System Log Messages

This chapter describes messages with the **UFDD** prefix. They are generated by the Junos OS command-line interface (CLI) and management process (mgd), which together form the Junos user interface that accepts and processes input from users and client applications.

### UFDD\_GROUP\_ACTION\_COMPLETE

---

<b>System Log Message</b>	UFD action complete for group <i>error-message</i>
<b>Description</b>	Downlink ports configured under group was disabled through UFD action.
<b>Type</b>	Event: This message reports an event, not an error
<b>Severity</b>	alert
<b>Facility</b>	LOG_DAEMON





## CHAPTER 105

# UI System Log Messages

This chapter describes messages with the **UI** prefix. They are generated by the Junos OS command-line interface (CLI) and management process (mgd), which together form the Junos user interface that accepts and processes input from users and client applications.

### UI\_AUTH\_EVENT

---

<b>System Log Message</b>	Authenticated user ' <i>username</i> ' at permission level ' <i>authentication-level</i> '
<b>Description</b>	The management process (mgd) authenticated the indicated user.
<b>Type</b>	Event: This message reports an event, not an error
<b>Severity</b>	info
<b>Facility</b>	LOG_AUTH

### UI\_AUTH\_INVALID\_CHALLENGE

---

<b>System Log Message</b>	Received invalid authentication challenge for user ' <i>username</i> ': <i>response</i>
<b>Description</b>	When a user logs onto the routing platform and attempts to authenticate, the CLI and management process (mgd) use a challenge-and-response system to limit the exposure of sensitive information such as passwords and keys. The format of the challenge generated by mgd was incorrect.
<b>Type</b>	Error: An error occurred
<b>Severity</b>	error
<b>Facility</b>	LOG_USER
<b>Cause</b>	An internal software failure occurred.
<b>Action</b>	Contact your technical support representative.

### UI\_CLI\_IDLE\_TIMEOUT

---

<b>System Log Message</b>	Idle timeout for user ' <i>username</i> ' exceeded and session terminated
<b>Description</b>	The indicated user's session was ended after a period of prolonged inactivity.

<b>Type</b>	Event: This message reports an event, not an error
<b>Severity</b>	info
<b>Facility</b>	LOG_USER

---

## UI\_CMDLINE\_READ\_LINE

---

<b>System Log Message</b>	User ' <i>username</i> ', command ' <i>command</i> '
<b>Description</b>	The indicated user typed the indicated command at the CLI prompt and pressed the Enter key, sending the command string to the management process (mgd).
<b>Type</b>	Event: This message reports an event, not an error
<b>Severity</b>	info
<b>Facility</b>	LOG_AUTH

---

## UI\_COMMIT\_AT\_ABORT

---

<b>System Log Message</b>	<i>reason</i> , will try again
<b>Description</b>	An attempt to complete a pending commit operation was cancelled for the indicated reason.
<b>Type</b>	Error: An error occurred
<b>Severity</b>	error
<b>Facility</b>	ANY

---

## UI\_COMMIT\_NOT\_CONFIRMED

---

<b>System Log Message</b>	Commit was not confirmed; <i>message</i>
<b>Description</b>	The 'commit confirmed' operation commits a configuration but requires confirmation within a defined number of minutes for the commit to become permanent. If the commit is not confirmed (by the 'commit' command, for example), the management process (mgd) automatically rolls back to the previously committed configuration. The automatic rollback restores management access to the routing platform in case an error in the configuration blocks access.
<b>Type</b>	Event: This message reports an event, not an error
<b>Severity</b>	notice
<b>Facility</b>	LOG_AUTH

---

## UI\_COMMIT\_PREV\_CNF\_SAVED

---

<b>System Log Message</b>	Previously committed configuration saved to <i>filename</i>
<b>Description</b>	In case automatic rollback of unconfirmed commit fails, previously committed configuration is saved up for further inspection.
<b>Type</b>	Event: This message reports an event, not an error

<b>Severity</b>	notice
<b>Facility</b>	LOG_AUTH
<b>Cause</b>	The cause of the problem might be recorded in messages that precede this message in the system log.

---

## UI\_COMMIT\_ROLLBACK\_FAILED

---

<b>System Log Message</b>	Automatic rollback failed
<b>Description</b>	The 'commit confirmed' operation commits a configuration but requires confirmation within a defined number of minutes for the commit to become permanent. If the commit is not confirmed (by the 'commit' command, for example), the management process (mgd) automatically rolls back to the previously committed configuration. The 'commit confirmed' operation was not confirmed, but mgd could not roll back the configuration. The configuration might be in an indeterminate state.
<b>Type</b>	Error: An error occurred
<b>Severity</b>	error
<b>Facility</b>	LOG_AUTH
<b>Cause</b>	The cause of the problem might be recorded in messages that precede this message in the system log.

---

## UI\_COND\_GROUPS\_COMMIT

---

<b>System Log Message</b>	Cond-Groups: <i>message</i>
<b>Description</b>	Info about an attempt to complete a pending commit operation as by indicated reason.
<b>Type</b>	Event: This message reports an event, not an error
<b>Severity</b>	info
<b>Facility</b>	ANY

---

## UI\_COND\_GROUPS\_COMMIT\_ABORT

---

<b>System Log Message</b>	Cond-Groups: <i>reason</i>
<b>Description</b>	An attempt to complete a pending commit operation was cancelled for the indicated reason.
<b>Type</b>	Error: An error occurred
<b>Severity</b>	error
<b>Facility</b>	ANY

---

## UI\_DAEMON\_ACCEPT\_FAILED

---

<b>System Log Message</b>	<i>connection-type</i> socket connection accept failed: <i>error-message</i>
<b>Description</b>	The management process (mgd) did not accept an incoming connection request.

<b>Type</b>	Error: An error occurred
<b>Severity</b>	error
<b>Facility</b>	LOG_AUTH
<b>Cause</b>	An internal software failure occurred.
<b>Action</b>	Contact your technical support representative.

---

## UI\_DAEMON\_FORK\_FAILED

---

<b>System Log Message</b>	Unable to create session child: <i>error-message</i>
<b>Description</b>	The management process (mgd) invokes the fork() system call to create a copy of itself for each CLI session. The system call failed.
<b>Type</b>	Error: An error occurred
<b>Severity</b>	error
<b>Facility</b>	LOG_AUTH
<b>Cause</b>	An internal software failure occurred.
<b>Action</b>	Contact your technical support representative.

---

## UI\_DAEMON\_SELECT\_FAILED

---

<b>System Log Message</b>	select failed: <i>error-message</i>
<b>Description</b>	The management process (mgd) uses the select() system call to listen for incoming connection requests on a socket. The system call failed.
<b>Type</b>	Error: An error occurred
<b>Severity</b>	error
<b>Facility</b>	LOG_AUTH
<b>Cause</b>	An internal software failure occurred.
<b>Action</b>	Contact your technical support representative.

---

## UI\_DAEMON\_SOCKET\_FAILED

---

<b>System Log Message</b>	<i>connection-type</i> socket create failed: <i>error-message</i>
<b>Description</b>	The management process (mgd) uses sockets to communicate with other JUNOS software processes running on the routing platform. It could not allocate a socket.
<b>Type</b>	Error: An error occurred
<b>Severity</b>	error

<b>Facility</b>	LOG_AUTH
<b>Cause</b>	System resources are exhausted.
<b>Action</b>	Contact your technical support representative.

---

## UI\_FACTORY\_OPERATION

---

<b>System Log Message</b>	Committing factory default configuration because CONFIG button was pressed and held
<b>Description</b>	The management process (mgd) began a commit operation to activate the factory default configuration, because the CONFIG button on the chassis was pressed and held for 15 seconds or more.
<b>Type</b>	Event: This message reports an event, not an error
<b>Severity</b>	notice
<b>Facility</b>	LOG_AUTH

---

## UI\_INITIALSETUP\_OPERATION

---

<b>System Log Message</b>	Committing EZsetup configuration as EZsetup option is chosen
<b>Description</b>	The management process (mgd) began a commit operation to activate the pre initial setup configuration, because the initial-setup option was selected from the LCD Menu.
<b>Type</b>	Event: This message reports an event, not an error
<b>Severity</b>	notice
<b>Facility</b>	LOG_AUTH

---

## UI\_JUNOSCRIP\_COMMAND

---

<b>System Log Message</b>	User ' <i>username</i> ' used JUNOScript client to run command ' <i>command</i> '
<b>Description</b>	The indicated user ran the indicated command using the JUNOS XML management protocol.
<b>Type</b>	Event: This message reports an event, not an error
<b>Severity</b>	info
<b>Facility</b>	LOG_AUTH

---

## UI\_LCC\_NO\_MASTER

---

<b>System Log Message</b>	No master Routing Engine defined for LCC/cc
<b>Description</b>	By default, the JUNOS software installed on the TX Matrix platform in a routing matrix is automatically copied to and installed on all T640 routing nodes in the routing matrix. The software was not installed on the indicated T640 routing node (line-card chassis, or LCC), because the management process (mgd) on the TX Matrix platform could not determine which Routing Engine on the LCC was the master.

<b>Type</b>	Error: An error occurred
<b>Severity</b>	error
<b>Facility</b>	LOG_AUTH
<b>Action</b>	Resolve the mastership situation on the T640 routing node and install the software on its Routing Engines.

---

## UI\_MASTERSHIP\_EVENT

---

<b>System Log Message</b>	<i>mastership-event card-name</i> mastership by ' <i>username</i> '
<b>Description</b>	Some redundant routing platform components use a master/standby system in which the master component is active and the standby is inactive but ready to assume mastership. The indicated user performed the indicated operation to modify component mastership.
<b>Type</b>	Event: This message reports an event, not an error
<b>Severity</b>	warning
<b>Facility</b>	LOG_AUTH

---

## UI\_NETCONF\_CMD

---

<b>System Log Message</b>	User ' <i>username</i> ' used NETCONF client to run command ' <i>command</i> '
<b>Description</b>	The indicated user ran the indicated command using the NETCONF application programming interface (API).
<b>Type</b>	Event: This message reports an event, not an error
<b>Severity</b>	info
<b>Facility</b>	LOG_AUTH

---

## UI\_PARSE\_JUNOSCRIP\_ATTRIBUTES

---

<b>System Log Message</b>	Error parsing attributes in client <i>junoscript</i> tag
<b>Description</b>	The management process (mgd) encountered an error and exited while attempting to parse the XML attributes in the <junoscript> tag submitted by a client application.
<b>Type</b>	Error: An error occurred
<b>Severity</b>	error
<b>Facility</b>	LOG_AUTH

---

## UI\_REBOOT\_EVENT

---

<b>System Log Message</b>	System <i>halt-reboot</i> by ' <i>username</i> '
<b>Description</b>	The indicated software process restarted as requested by the indicated user.
<b>Type</b>	Event: This message reports an event, not an error

**Severity** warning  
**Facility** LOG\_AUTH

---

## UI\_RESCUE\_OPERATION

---

**System Log Message** Committing rescue configuration because CONFIG button was pressed

**Description** The management process (mgd) began a commit operation to activate the rescue configuration, because the CONFIG button on the chassis was pressed.

**Type** Event: This message reports an event, not an error

**Severity** notice

**Facility** LOG\_AUTH

---

## UI\_RESTART\_EVENT

---

**System Log Message** User '*username*' restarting daemon '*process-name*'*description*

**Description** The indicated software process restarted as requested by the indicated user.

**Type** Event: This message reports an event, not an error

**Severity** warning

**Facility** LOG\_AUTH

---

## UI\_RESTART\_FAILED\_EVENT

---

**System Log Message** Failed to restart '*process-name*'

**Description** Failed to restart the indicated software process as requested by the user.

**Type** Event: This message reports an event, not an error

**Severity** warning

**Facility** LOG\_AUTH

---

## UI\_TACPLUS\_ERROR

---

**System Log Message** TACACS+ failure: *error-message*

**Description** The management process (mgd) failed to send a record to TACACS+.

**Type** Error: An error occurred

**Severity** notice

**Facility** LOG\_AUTH

---

## UI\_WRITE\_RECONNECT

---

**System Log Message** Re-establishing connection to peer '*peer-name*'

**Description** The management process (mgd) reconnected to the indicated Junos process running on the routing platform.

**Type** Event: This message reports an event, not an error  
**Severity** notice  
**Facility** ANY



## UTMD System Log Messages

This chapter describes messages with the **UTMD** prefix. They are generated by the unified threat management process (utmd) which protects the network from all types of attack.

### UTMD\_MAILNOTIFIER\_FAILURE

---

<b>System Log Message</b>	Error: <i>error-message</i>
<b>Description</b>	The connection could have failed during memory allocation or socket creation
<b>Type</b>	Error: An error occurred
<b>Severity</b>	warning
<b>Facility</b>	LOG_DAEMON

### UTMD\_MALLOC\_FAILURE

---

<b>System Log Message</b>	Out of memory. Unable to malloc <i>error-message</i> bytes
<b>Description</b>	The example process (utmd) could not allocate memory for a resource possibly due to lack of memory
<b>Type</b>	Error: An error occurred
<b>Severity</b>	error
<b>Facility</b>	LOG_DAEMON
<b>Action</b>	For more information, see <a href="#">KB19127</a> .

### UTMD\_SSAMLIB\_FAILURE

---

<b>System Log Message</b>	ssamlib call returned error : <i>error-message</i>
<b>Description</b>	The example process (utmd) encountered an error while calling a function or from a callback of the ssamlib library.
<b>Type</b>	Error: An error occurred
<b>Severity</b>	error
<b>Facility</b>	LOG_DAEMON

**Action** For more information, see [KB19128](#).

## VCCPD System Log Messages

This chapter describes messages with the **VCCPD** prefix. They are generated by the virtual chassis control protocol (vccpd) process which exchanges link-state advertisement based discovery messages between all the packet forwarding engines (PFE) through the virtual chassis ports (VCP).

### VCCPD\_KNL\_VERSION

---

<b>System Log Message</b>	Routing socket version mismatch (kernel <i>kernel-version</i> != vccpd <i>version</i> ) -- kernel upgrade required
<b>Description</b>	The virtual chassis control protocol process (VCCPD) discovered that the kernel does not support the version of routing sockets it requires.
<b>Type</b>	Error: An error occurred
<b>Severity</b>	error
<b>Facility</b>	LOG_DAEMON
<b>Cause</b>	The kernel version is older than the VCCPD version.
<b>Action</b>	Upgrade the kernel package.

### VCCPD\_KNL\_VERSIONNONE

---

<b>System Log Message</b>	Routing socket message type <i>message-type</i> 's version is not supported by kernel, expected <i>version</i> -- kernel upgrade required
<b>Description</b>	The virtual chassis control protocol process (VCCPD) discovered that the kernel does not support the routing socket message types that it requires.
<b>Type</b>	Error: An error occurred
<b>Severity</b>	error
<b>Facility</b>	LOG_DAEMON
<b>Cause</b>	The kernel version is older than the VCCPD version.
<b>Action</b>	Upgrade the kernel package.

## VCCPD\_KNL\_VERSIONOLD

---

<b>System Log Message</b>	Routing socket message type <i>message-type</i> 's version is older than expected ( <i>kernel-version</i> < <i>version</i> ) -- consider upgrading the kernel
<b>Description</b>	The virtual chassis control protocol process (VCCPD) discovered that the kernel uses an older version of routing socket message types than it does.
<b>Type</b>	Error: An error occurred
<b>Severity</b>	error
<b>Facility</b>	LOG_DAEMON
<b>Cause</b>	The kernel version is older than the VCCPD version.
<b>Action</b>	Upgrade the kernel package.

## VCCPD\_PROTOCOL\_ADJDOWN

---

<b>System Log Message</b>	Lost adjacency to <i>neighbor-system-ids</i> on <i>interface-name</i> ,
<b>Description</b>	A virtual chassis adjacency with the indicated neighboring switch was terminated. The local switch no longer exchanges information with the neighboring switch.
<b>Type</b>	Event: This message reports an event, not an error
<b>Severity</b>	notice
<b>Facility</b>	LOG_DAEMON
<b>Cause</b>	The communication path to the neighboring switch was disrupted, a protocol error occurred, or the neighboring switch was powered down.

## VCCPD\_PROTOCOL\_ADJUP

---

<b>System Log Message</b>	New adjacency to <i>neighbor-system-ids</i> on <i>interface-name</i>
<b>Description</b>	A virtual chassis adjacency was established with the indicated neighboring switch. The local switch can now exchange information with it.
<b>Type</b>	Event: This message reports an event, not an error
<b>Severity</b>	info
<b>Facility</b>	LOG_DAEMON

## VCCPD\_PROTOCOL\_LSPCKSUM

---

<b>System Log Message</b>	LSP checksum error, interface <i>interface-name</i> , LSP id <i>lspl</i> , sequence <i>sequence-number</i> , checksum <i>checksum</i> , lifetime <i>duration</i>
<b>Description</b>	The indicated vccpd link-state PDU (LSP) failed an internal checksum validity test, implying that it was corrupted.

<b>Type</b>	Error: An error occurred
<b>Severity</b>	warning
<b>Facility</b>	LOG_DAEMON
<b>Cause</b>	The packet was corrupted in transit between the neighboring switch and this switch, or memory on one of the switches was corrupted.
<b>Action</b>	None, unless a large number of these messages appear in the system log file. The corrupted LSP is purged from the virtual chassis and sent again by the originator. For more information, see <a href="#">KB19129</a> .

---

## VCCPD\_PROTOCOL\_OVERLOAD

---

<b>System Log Message</b>	vccpd database overload
<b>Description</b>	The vccpd link-state database is full and no additional memory can be allocated for it.
<b>Type</b>	Error: An error occurred
<b>Severity</b>	alert
<b>Facility</b>	LOG_DAEMON
<b>Cause</b>	No additional memory is available for storing vccpd link-state information. Either system resources are exhausted or a software error occurred (such as a memory leak).
<b>Action</b>	Perform one or more of the following actions: (1) Check for unusually high memory usage by vccpd, (2) Add more memory to the switch. For more information, see <a href="#">KB19130</a> .

---

## VCCPD\_SYSTEM

---

<b>System Log Message</b>	<i>reason: error-message</i>
<b>Description</b>	A system call made by this process failed.
<b>Type</b>	Error: An error occurred
<b>Severity</b>	error
<b>Facility</b>	LOG_DAEMON
<b>Cause</b>	It is possible that the kernel lacked the resources to fulfill the request.



## CHAPTER 108

# VM System Log Messages

This chapter describes messages with the **VM** prefix.

### VM\_DCF\_PB\_COMMUNICATION\_FAILED

---

<b>System Log Message</b>	Network problems encountered during PB API call. <i>uid</i> .
<b>Description</b>	The communication failure happens when pb is unreachable. The pb no-longer able to communicate with the junos on dcf or vdcf
<b>Type</b>	Error: An error occurred
<b>Severity</b>	error
<b>Facility</b>	LOG_DAEMON
<b>Cause</b>	Either the pb node is dead or the communication between the pb and junos vms is down
<b>Action</b>	Perform following actions to re-establish the communication: (1) check the link both up/down between pb and junos vms. (2) check whether either of the pb nodes is up and running Once the communication is restored the requests in the queue will be processed normally.

### VM\_DCF\_PB\_INVALID\_IMAGE

---

<b>System Log Message</b>	Invalid image <i>tag-name</i> for the vm request <i>device-name</i>
<b>Description</b>	Image requested for the vm creation to the pb is invalid. The corresponding image is not found at pb node
<b>Type</b>	Error: An error occurred
<b>Severity</b>	error
<b>Facility</b>	LOG_DAEMON
<b>Cause</b>	The junos image copy is not present at pb node
<b>Action</b>	None

## VM\_DCF\_PB\_INVALID\_UUID

---

<b>System Log Message</b>	Delete request to PB failed: invalid uuid <i>uid</i>
<b>Description</b>	The delete request for the vm delete did not get executed as uuid is not found in the PB uuid DB.
<b>Type</b>	Error: An error occurred
<b>Severity</b>	error
<b>Facility</b>	LOG_DAEMON
<b>Cause</b>	The vm spawned by PB in the past may have went down and this is not communicated to the parent of the node.
<b>Action</b>	None

## VM\_DCF\_PB\_RESOURCE\_FAILURE

---

<b>System Log Message</b>	No resource to spawn new vm of the label <i>device-name</i>
<b>Description</b>	The request for the virtual machine (VM) create did not get executed because of the resource failure at the pb node.
<b>Type</b>	Error: An error occurred
<b>Severity</b>	error
<b>Facility</b>	LOG_DAEMON
<b>Cause</b>	The pb node is running out of resources to spawn new vms. The server may be hosting vms nearing the capacity
<b>Action</b>	Check whether the servers on which the vms are hosted is up and running. If possible provide additional resources to meet the demand



## CHAPTER 109

# VRRPD System Log Messages

This chapter describes messages with the **VRRPD** prefix. They are generated by the Virtual Router Redundancy Protocol (VRRP) process (vrrpd), which provides the user interface for management of VRRP groups.

### VRRPD\_ADVERT\_TIME\_MISMATCH

---

**System Log Message** Packet received by *interface-name* for VRRP group *vrrp-group-id* had advertisement time *received-value* ms instead of required *expected-value* ms

**Description** A Virtual Routing Redundancy Protocol (VRRP) advertisement packet received by the indicated interface for the indicated VRRP group specified an advertisement-timer value different from the value configured for the interface and group. The advertisement interval must be the same on all routing platforms in the VRRP group. For VRRP with IPv4, the value is set by the 'advertise-interval <seconds>' or 'fast-interval <milliseconds>' statement at the [edit interfaces <interface-name> unit <logical-unit-number> family inet address <address> vrrp-group <group-number>] hierarchy level. For VRRP with IPv6, the value is set by the 'inet6-advertise-interval <seconds>' or 'fast-interval <milliseconds>' statement at the [edit interfaces <interface-name> unit <logical-unit-number> family inet6 address <address> vrrp-inet6-group <group-number>] hierarchy level.

**Type** Error: An error occurred

**Severity** error

**Facility** LOG\_DAEMON

### VRRPD\_AUTH\_INFO\_INVALID

---

**System Log Message** VRRP ad packet from *ip-address* received by interface *interface-name.interface-unit* for group *vrrp-group-id* was invalid: *error-message*

**Description** The Virtual Routing Redundancy Protocol (VRRP) advertisement packet sent from the indicated IP address and received by the VRRP process (vrrpd) for the indicated group at the indicated address contained invalid authentication information. The message 'invalid-authentication-type' means that the packet specifies an authentication type that is not defined in RFC 2338, Virtual Router Redundancy Protocol. The message 'authentication-type-mismatch' means that the packet specifies an authentication type different from the type used by the interface that received the packet. The message

'authentication-key-mismatch' means that the authentication key in the packet is incorrect.

**Type** Error: An error occurred  
**Severity** warning  
**Facility** LOG\_DAEMON

---

### VRRPD\_GET\_TRAP\_HEADER\_FAILED

---

**System Log Message** Request for trap signature header failed

**Description** The Virtual Routing Redundancy Protocol (VRRP) process requested the signature header for an SNMP trap. The request failed.

**Type** Error: An error occurred  
**Severity** error  
**Facility** LOG\_DAEMON  
**Cause** An internal software failure occurred.

---

### VRRPD\_LINK\_LOCAL\_ADD\_MISMATCH

---

**System Log Message** Link-Local Address Mismatch: *received-value expected-value*

**Description** The indicated interface received a Virtual Routing Redundancy protocol (VRRP) packet for the indicated VRRP group in which the link-local address was different from the one configured for the group and interface

**Type** Error: An error occurred  
**Severity** error  
**Facility** LOG\_DAEMON

---

### VRRPD\_MISSING\_VIP

---

**System Log Message** Packet received by *interface-name* for VRRP group *vrrp-group-id* did not include required virtual IP address *ip-address*

**Description** The indicated interface received a Virtual Routing Redundancy protocol (VRRP) packet for the indicated VRRP group in which the list of virtual IP addresses did not include the indicated address. For VRRP with IPv4, the list is defined by the 'virtual-address [ <addresses> ]' statement at the [edit interfaces <interface-name> unit <logical-unit-number> family inet address <address> vrrp-group <group-number>] hierarchy level. For VRRP with IPv6, the list is defined by the 'virtual-inet6-address [ <addresses> ]' statement at the [edit interfaces <interface-name> unit <logical-unit-number> family inet6 address <address> vrrp-inet6-group <group-number>] hierarchy level.

**Type** Error: An error occurred

<b>Severity</b>	error
<b>Facility</b>	LOG_DAEMON
<b>Action</b>	For more information, see <a href="#">KB19131</a> .

## VRRPD\_NEW\_BACKUP

<b>System Log Message</b>	Interface <i>interface-name.interface-unit</i> (local address <i>interface-address</i> ) became VRRP backup for group <i>vrrp-group-id</i>
<b>Description</b>	The indicated interface became the Virtual Routing Redundancy Protocol (VRRP) backup for the indicated VRRP group. The VRRP process (vrrpd) stopped sending VRRP advertisements for the virtual IP address on the interface that corresponds to the group.
<b>Type</b>	Event: This message reports an event, not an error
<b>Severity</b>	warning
<b>Facility</b>	LOG_DAEMON

## VRRPD\_NEW\_MASTER

<b>System Log Message</b>	Interface <i>interface-name.interface-unit</i> (local address <i>interface-address</i> ) became VRRP master for group <i>vrrp-group-id</i>
<b>Description</b>	The indicated interface became the Virtual Routing Redundancy Protocol (VRRP) master for the indicated VRRP group. The VRRP process (vrrpd) started sending VRRP advertisements for the virtual IP address on the interface that corresponds to the group.
<b>Type</b>	Event: This message reports an event, not an error
<b>Severity</b>	warning
<b>Facility</b>	LOG_DAEMON

## VRRPD\_VIP\_COUNT\_MISMATCH

<b>System Log Message</b>	Packet received by <i>interface-name</i> for VRRP group <i>vrrp-group-id</i> had <i>received-value</i> virtual IP addresses instead of required <i>expected-value</i>
<b>Description</b>	The indicated interface received a Virtual Routing Redundancy Protocol (VRRP) packet for the indicated VRRP group in which the number of virtual IP addresses was different from the number of addresses configured for the group and interface. The list of addresses must be the same on all routing platforms in a VRRP group. For VRRP with IPv4, the list is defined by the 'virtual-address [ <addresses> ]' statement at the [edit interfaces <interface-name> unit <logical-unit-number> family inet address <address> vrrp-group <group-number>] hierarchy level. For VRRP with IPv6, the list is defined by the 'virtual-inet6-address [ <addresses> ]' statement at the [edit interfaces <interface-name> unit <logical-unit-number> family inet6 address <address> vrrp-inet6-group <group-number>] hierarchy level.
<b>Type</b>	Error: An error occurred
<b>Severity</b>	error

**Facility** LOG\_DAEMON

## WEB System Log Messages

This chapter describes messages with the **WEB** prefix. They are generated by the Hypertext Transfer Protocol process (httpd), which provides a graphical user interface (GUI) for monitoring and configuring J Series Services Routers.

### WEB\_AUTH\_FAIL

---

<b>System Log Message</b>	Unable to authenticate httpd client (username <i>username</i> )
<b>Description</b>	The checklogin authentication process could not authenticate the indicated user.
<b>Type</b>	Event: This message reports an event, not an error
<b>Severity</b>	notice
<b>Facility</b>	LOG_AUTH

### WEB\_AUTH\_SUCCESS

---

<b>System Log Message</b>	Authenticated httpd client (username <i>username</i> )
<b>Description</b>	The checklogin authentication process authenticated the indicated user.
<b>Type</b>	Event: This message reports an event, not an error
<b>Severity</b>	notice
<b>Facility</b>	LOG_AUTH

### WEB\_AUTH\_TIME\_EXCEEDED

---

<b>System Log Message</b>	Login attempt exceeded maximum processing time
<b>Description</b>	The checklogin process halted a login attempt because it took longer than the maximum processing time allowed.
<b>Type</b>	Error: An error occurred
<b>Severity</b>	error
<b>Facility</b>	LOG_AUTH

### WEB\_CERT\_FILE\_NOT\_FOUND

---

<b>System Log Message</b>	Could not find certificate file ' <i>filename</i> ', disabling HTTPS
---------------------------	--

**Description** http-gk could not open the configured HTTPS certificate for reading.

**Type** Error: An error occurred

**Severity** error

**Facility** LOG\_DAEMON

---

## WEB\_CHILD\_STATE

**System Log Message** Unable to retrieve child state: *error-message*

**Description** The Web management process (httpd) could not retrieve state information for a child process that had exited, for the indicated reason.

**Type** Error: An error occurred

**Severity** error

**Facility** LOG\_DAEMON

---

## WEB\_CONFIG\_OPEN\_ERROR

**System Log Message** Could not open '*filename*' for writing

**Description** httpd-gk could not open the web server configuration file for writing.

**Type** Error: An error occurred

**Severity** error

**Facility** LOG\_DAEMON

---

## WEB\_CONFIG\_WRITE\_ERROR

**System Log Message** Could not write '*filename*' configuration. Disk full?

**Description** httpd-gk could not write the web server configuration file to disk.

**Type** Error: An error occurred

**Severity** error

**Facility** LOG\_DAEMON

---

## WEB\_COULDNT\_START\_HTTPD

**System Log Message** Could not fork httpd process!

**Description** The Web management gatekeeper process (httpd-gk) could not start the web management process (httpd).

**Type** Error: An error occurred

**Severity** error

**Facility** LOG\_DAEMON

## WEB\_EVENTLIB\_INIT

---

<b>System Log Message</b>	Unable to initialize event library: <i>error-message</i>
<b>Description</b>	The Web management gatekeeper process (httpd-gk) attempted to initialize the event library during startup. The attempt failed for the indicated reason.
<b>Type</b>	Error: An error occurred
<b>Severity</b>	error
<b>Facility</b>	LOG_DAEMON

## WEB\_KEYPAIR\_FILE\_NOT\_FOUND

---

<b>System Log Message</b>	Could not find key pair file ' <i>filename</i> ', disabling HTTPS
<b>Description</b>	http-gk could not open the configured HTTPS key pair file for reading.
<b>Type</b>	Error: An error occurred
<b>Severity</b>	error
<b>Facility</b>	LOG_DAEMON

## WEB\_MGD\_BIND\_ERROR

---

<b>System Log Message</b>	Could not bind mgd listener socket: <i>error-message</i>
<b>Description</b>	The web management process could not open the MGD listening socket.
<b>Type</b>	Error: An error occurred
<b>Severity</b>	error
<b>Facility</b>	LOG_DAEMON

## WEB\_MGD\_CHMOD\_ERROR

---

<b>System Log Message</b>	Could not chmod mgd listener socket
<b>Description</b>	The web management process could not change the MGD listening socket to proper file permissions.
<b>Type</b>	Error: An error occurred
<b>Severity</b>	error
<b>Facility</b>	LOG_DAEMON

## WEB\_MGD\_CONNECT\_ERROR

---

<b>System Log Message</b>	Could not connect to mgd management socket
<b>Description</b>	The web management process could not connect to the MGD management socket.
<b>Type</b>	Error: An error occurred

**Severity** error  
**Facility** LOG\_DAEMON

---

### WEB\_MGD\_FCNTL\_ERROR

---

**System Log Message** Could not set incoming mgd request to nonblocking  
**Description** The web management process could not set the MGD listening socket to nonblocking.

**Type** Error: An error occurred  
**Severity** error  
**Facility** LOG\_DAEMON

---

### WEB\_MGD\_LISTEN\_ERROR

---

**System Log Message** Could not listen mgd listener socket: *error-message*  
**Description** The web management process could not open the MGD listening socket.

**Type** Error: An error occurred  
**Severity** error  
**Facility** LOG\_DAEMON  
**Action** For more information, see [KB19134](#).

---

### WEB\_MGD\_RECVMSG\_PEEK\_ERROR

---

**System Log Message** Could not peek recvmsg() mgd connection  
**Description** The web management process could not peek the incoming MGD request.

**Type** Error: An error occurred  
**Severity** error  
**Facility** LOG\_DAEMON

---

### WEB\_MGD\_SOCKET\_ERROR

---

**System Log Message** Could not create mgd listener socket  
**Description** The web management process could not open the MGD listening socket.

**Type** Error: An error occurred  
**Severity** error  
**Facility** LOG\_DAEMON

---

### WEB\_PIDFILE\_LOCK

---

**System Log Message** Unable to lock PID file *pathname: error-message*



**Description** The Web management gatekeeper process (httpd-gk) attempted to lock the indicated file, which records its process ID (PID). The file serves to prevent multiple instances of httpd-gk from running simultaneously. The attempt failed for the indicated reason.

**Type** Error: An error occurred

**Severity** error

**Facility** LOG\_DAEMON

---

## WEB\_PIDFILE\_UPDATE

**System Log Message** Unable to update PID file *pathname: error-message*

**Description** The Web management gatekeeper process (httpd-gk) attempted to update the indicated file, which records the process ID (PID) of the running httpd-gk process. The file serves to prevent multiple instances of httpd-gk from running simultaneously. The attempt failed for the indicated reason.

**Type** Error: An error occurred

**Severity** error

**Facility** LOG\_DAEMON

**Cause** The most common reason is that another httpd-gk process was already running.

---

## WEB\_UNAME\_FAILED

**System Log Message** Unable to retrieve system hostname: *error-message*

**Description** The Web management gatekeeper process (httpd-gk) attempted to retrieve and store the local hostname, which it shares with its remote clients. The attempt failed for the indicated reason.

**Type** Error: An error occurred

**Severity** error

**Facility** LOG\_DAEMON

---

## WEB\_WEBAUTH\_AUTH\_FAIL

**System Log Message** Web-authentication of user *username* with fwauthd failed

**Description** The web-authentication authentication process was unable to authenticate the indicated user

**Type** Event: This message reports an event, not an error

**Severity** notice

**Facility** LOG\_DAEMON

---

## WEB\_WEBAUTH\_AUTH\_OK

**System Log Message** Web-authentication of user *username* with fwauthd successful

**Description** The web-authentication authentication process was able to authenticate the indicated user successfully

**Type** Event: This message reports an event, not an error

**Severity** notice

**Facility** LOG\_DAEMON

---

## WEB\_WEBAUTH\_CONNECT\_FAIL

---

**System Log Message** Unable to connect to fwauthd on socket *file-descriptor: error-message*

**Description** The web-authentication authentication process could not connect to fwauthd daemon on the indicated socket

**Type** Event: This message reports an event, not an error

**Severity** error

**Facility** LOG\_DAEMON

## WEBFILTER System Log Messages

This chapter describes messages with the **WEBFILTER** prefix. They are generated by the web filtering process (webfilter) which allows you to manage Internet usage by preventing access to inappropriate web content.

### WEBFILTER\_CACHE\_NOT\_ENABLED

---

<b>System Log Message</b>	Failed to enable the web-filtering category cache
<b>Description</b>	Failed to enable the category cache for web-filtering
<b>Type</b>	Event: This message reports an event, not an error
<b>Severity</b>	error
<b>Facility</b>	LOG_FIREWALL
<b>Cause</b>	Temporarily out of system memory
<b>Action</b>	No recommended action. For more information, see <a href="#">KB19136</a> .

### WEBFILTER\_INTERNAL\_ERROR

---

<b>System Log Message</b>	Error encountered: <i>error-message</i>
<b>Description</b>	An error is encountered in a periodical task or during a server update
<b>Type</b>	Event: This message reports an event, not an error
<b>Severity</b>	error
<b>Facility</b>	LOG_FIREWALL
<b>Cause</b>	An error is encountered in a periodical task or during a server update
<b>Action</b>	No recommended action

### WEBFILTER\_REQUEST\_NOT\_CHECKED

---

<b>System Log Message</b>	Error encountered: server down, failed to check request <i>error-message</i>
<b>Description</b>	Web-filtering failed to check a web request,

<b>Type</b>	Event: This message reports an event, not an error
<b>Severity</b>	error
<b>Facility</b>	LOG_FIREWALL
<b>Cause</b>	Failed to talk to web server, temporary out of system memory or internal error
<b>Action</b>	No recommended action. For more information, see <a href="#">KB19137</a> .

---

## WEBFILTER\_SERVER\_CONNECTED

---

**System Log Message** Successfully connected to webfilter server *name*

**Description** Client successfully connected to web server

<b>Type</b>	Event: This message reports an event, not an error
<b>Severity</b>	notice
<b>Facility</b>	LOG_FIREWALL
<b>Cause</b>	Successfully connected to web server
<b>Action</b>	No recommended action

---

## WEBFILTER\_SERVER\_DISCONNECTED

---

**System Log Message** Webfilter: server *name* disconnected

**Description** A socket error is encountered upon connecting to a web server

<b>Type</b>	Event: This message reports an event, not an error
<b>Severity</b>	notice
<b>Facility</b>	LOG_FIREWALL
<b>Cause</b>	A socket error is encountered upon connecting to a web server
<b>Action</b>	No recommended action

---

## WEBFILTER\_SERVER\_ERROR

---

**System Log Message** WebFilter: An error is received from server *name* (0xstatus-code): *error-message*

**Description** An error status is received from web server

<b>Type</b>	Event: This message reports an event, not an error
<b>Severity</b>	notice
<b>Facility</b>	LOG_FIREWALL
<b>Cause</b>	An error status is received from web server

## WEBFILTER\_URL\_BLOCKED

---

<b>System Log Message</b>	WebFilter: ACTION="URL Blocked" <i>source-address(source-port)-&gt;destination-address(destination-port) CATEGORY="name"</i> <i>REASON="error-message" PROFILE="profile-name" URL=object-name OBJ=pathname</i>
<b>Description</b>	A web request is blocked
<b>Type</b>	Event: This message reports an event, not an error
<b>Severity</b>	warning
<b>Facility</b>	LOG_FIREWALL
<b>Cause</b>	A web request is blocked
<b>Action</b>	No recommended action

## WEBFILTER\_URL\_PERMITTED

---

<b>System Log Message</b>	WebFilter: ACTION="URL Permitted" <i>source-address(source-port)-&gt;destination-address(destination-port) CATEGORY="name"</i> <i>REASON="error-message" PROFILE="profile-name" URL=object-name OBJ=pathname</i>
<b>Description</b>	A web request is permitted
<b>Type</b>	Event: This message reports an event, not an error
<b>Severity</b>	info
<b>Facility</b>	LOG_FIREWALL
<b>Cause</b>	A web request is permitted
<b>Action</b>	No recommended action

## WEBFILTER\_URL\_REDIRECTED

---

<b>System Log Message</b>	WebFilter: ACTION="URL Redirected" <i>source-address(source-port)-&gt;destination-address(destination-port)</i> <i>REASON="error-message" PROFILE="profile-name" URL=object-name</i> <i>OBJ=pathname&amp;response</i>
<b>Description</b>	A web request is redirected
<b>Type</b>	Event: This message reports an event, not an error
<b>Severity</b>	info
<b>Facility</b>	LOG_FIREWALL
<b>Cause</b>	A web request is redirected
<b>Action</b>	No recommended action



## PART 3

# Index

- [Index on page 743](#)





# Index

## Symbols

!	regular expression operator system logging.....	26, 28
#	comments in configuration statements.....	lix
\$	regular expression operator system logging.....	26, 28
()	regular expression operator system logging.....	26, 28
( ),	in syntax descriptions.....	lix
*	regular expression operator system logging.....	26, 27
+	regular expression operator system logging.....	26, 28
.	regular expression operator system logging.....	26, 27
< > ,	in syntax descriptions.....	lix
?	regular expression operator system logging.....	26, 28
[ ]	regular expression operator system logging.....	26, 28
[ ],	in configuration statements.....	lix
^	regular expression operator system logging.....	26, 28
{ }	in configuration statements.....	lix
	regular expression operator system logging.....	26, 28
(pipe),	in syntax descriptions.....	lix

## A

ACCT system log messages.....	69
ALARMD system log messages.....	73

alert (system logging severity level 1).....	24
ANALYZER System Log Messages.....	79
ANCPD system log messages.....	81
any (system logging facility).....	9
any (system logging severity level).....	10
APPID system log messages.....	83
APPIDD system log messages.....	85
APTRACK system log messages.....	87
archive statement usage guidelines.....	20
archive-sites statement system logging usage guidelines.....	20
ASP system log messages.....	91
AUDITD system log messages.....	123
AUTHD system log messages.....	127
authorization (system logging facility).....	9
option to facility-override statement.....	17
AUTOCONFD system log messages.....	129
AV system log messages.....	133

## B

BFDD system log messages.....	137
BOOTPD system log messages.....	141
braces, in configuration statements.....	lix
brackets angle, in syntax descriptions.....	lix
square, in configuration statements.....	lix
brief statement system logging usage guidelines.....	12

## C

CFMD system log messages.....	147
change-log (system logging facility).....	10
CHASSISD system log messages.....	151
CHASSISM system log messages.....	239
comments, in configuration statements.....	lix
Common Criteria system logging.....	7
conflict-log (system logging facility).....	10
console statement system logging usage guidelines.....	13
conventions text and syntax.....	lviii
COSD system log messages.....	241
critical (system logging severity level 2).....	24
curly braces, in configuration statements.....	lix

customer support.....lx	FIP system log messages.....315
contacting JTAC.....lx	FIPS system log messages.....319
<b>D</b>	firewall (system logging facility).....10
daemon (system logging facility).....10	FLOW system log messages.....321
option to facility-override statement.....17	font conventions.....lviii
DCBX system log messages.....255	FPCLOGIN system log messages.....325
DCD system log messages.....257	FSAD system log messages.....327
DDOS system log messages.....263	ftp (system logging facility).....10
debug (system logging severity level 7).....24	option to facility-override statement.....17
dfc (system logging facility).....10	FUD system log messages.....337
DFCD system log messages.....265	FWAUTH system log messages.....343
DFWD system log messages.....269	<b>G</b>
DHCPD system log messages.....271	GPRSD system log messages.....349
documentation	<b>H</b>
comments on.....lx	help syslog command
DOT1XD system log messages.....275	usage guidelines.....60
DYNAMIC system log messages.....279	HNCACHED system log messages.....351
<b>E</b>	host statement
emergency (system logging severity level 0).....24	system logging
error (system logging severity level 3).....24	usage guidelines for routing
ESWD system log messages.....285	matrix.....37, 46
EVENTD system log messages.....295	usage guidelines for single-chassis
explicit-priority statement	system.....13
usage guidelines	<b>I</b>
routing matrix.....36, 45	ICCPD system log messages.....353
single-chassis system.....21	icons defined, notice.....lviii
<b>F</b>	IDP system log messages.....355
FABOAMD System Log Messages.....305	info (system logging severity level 6).....24
facilities (system logging)	interactive-commands (system logging
alternate for remote machine.....17	facility).....10
default for remote machine.....17	<b>J</b>
for local machine.....9	JADE system log messages.....361
mapping of codes to names.....23	JCS system log messages.....365
facility-override statement	JDIAMETERD system log messages.....371
system logging	JIVED system log messages.....373
usage guidelines.....15	JPTSPD system log messages.....377
FC system log messages.....307	JSRPD system log messages.....381
FCOE system log messages.....313	JTASK system log messages.....391
file statement	Junos-FIPS
system logging	system logging.....7
usage guidelines.....11	<b>K</b>
files	kernel (system logging facility).....10
system log messages, archiving.....20	option to facility-override statement.....17
files statement	
system logging	
usage guidelines.....20	

**L**

L2ALD system log messages.....	415
L2CPD system log messages.....	425
L2TPD system log messages.....	435
LACP system log messages.....	465
LACPD system log messages.....	467
LFMD system log messages.....	469
LIBJNX system log messages.....	471
LIBJSNMP system log messages.....	473
LIBMSRPC system log messages.....	479
LICENSE system log messages.....	483
local0 - local7 (options to facility-override statement).....	17
log files	
specifying properties.....	20
log-prefix statement	
system logging	
usage guidelines.....	19
LOGIN system log messages.....	489
LPDFD system log messages.....	495
LRMUX system log messages.....	497
LSYSD system log messages.....	499

**M**

manuals	
comments on.....	lx
match statement	
usage guidelines.....	25
MCSN system log messages.....	501
MCSNOOPD system log messages.....	507
MIB2D system log messages.....	509
MPLS_OAM system log messages.....	515

**N**

NEXTHOP system log messages.....	519
no-world-readable statement	
system logging	
usage guidelines.....	20
notice (system logging severity level 5).....	24
notice icons defined.....	lviii
NSD system log messages.....	521
NSTRACED system log messages.....	523
NTPD system log messages.....	527

**O**

operators, regular expression	
system logging.....	26, 27

other-routing-engine option to host statement	
usage guidelines	
routing matrix.....	37, 46
single-chassis system.....	13

**P**

parentheses, in syntax descriptions.....	lix
pfe (system logging facility).....	10
PFE system log messages.....	525, 529
PFED system log messages.....	537
PGCPD system log messages.....	539
PING system log messages.....	541
PKID system log messages.....	545
PPMD system log messages.....	549
PPPD system log messages.....	551
priorities	
system logging, including in log message	
for routing matrix.....	36, 45
for single-chassis system.....	21
PROFILER system log messages.....	559

**R**

RDD system log messages.....	561
regular expression operators	
system logging.....	27
RMOPD system log messages.....	565
routing matrix	
system logging.....	31
RPD system log messages.....	569
RT system log messages.....	645
RTLOG system log messages.....	657
RTLOGD system log messages.....	659

**S**

SAVAL system log messages.....	663
scc-master option to host statement	
usage guidelines.....	33
SDXD system log messages.....	665
severity levels for system logging.....	24
SFW system log messages.....	669
size statement	
system logging	
usage guidelines.....	20
SMTPD system log messages.....	671
SNMP system log messages.....	673
SNMPD system log messages.....	675

source-address statement	
system logging	
usage guidelines for routing	
matrix.....	37, 46
usage guidelines for single-chassis	
system.....	14
SPD system log messages.....	687
SSH system log messages.....	695
SSHD system log messages.....	697, 699
start-time statement	
system logging	
usage guidelines.....	20
structured-data statement	
usage guidelines.....	12
support, technical See technical support	
syntax conventions.....	lviii
syslog statement	
system processes	
usage guidelines.....	3
system logging	
Common Criteria.....	7
defaults.....	4
different on each node in routing matrix.....	38
disabling.....	28
examples.....	29
facilities	
alternate for remote machine.....	17
default for remote machine.....	17
for local machine.....	9
mapping of codes to names.....	23
files, archiving.....	20
forwarding messages in routing matrix.....	33
Junos-FIPS.....	7
message descriptions	
displaying.....	60
fields in.....	60
messages, displaying	
generated by Junos process.....	55
generated by service on PIC.....	56
structured-data format.....	50
regular expression filtering.....	25
regular expression operators.....	27
routing matrix.....	31
severity levels.....	24
single-chassis system.....	7
timestamp, modifying.....	25
SYSTEM system log messages.....	703

## T

technical support	
contacting JTAC.....	lx
TFTPD system log messages.....	705
time-format statement	
usage guidelines.....	25
transfer-interval statement	
system logging	
usage guidelines.....	20
TX Matrix platform	
system logging.....	31

## U

UFDD system log messages.....	709
UI system log messages.....	711
user (system logging facility).....	10
option to facility-override statement.....	18
user statement	
system logging	
usage guidelines.....	12
UTMD system log messages.....	719

## V

VCCPD system log messages.....	721
VM system log messages.....	725
VRRPD system log messages.....	727

## W

warning (system logging severity level 4).....	24
WEB system log messages.....	731
WEBFILTER system log messages.....	737
world-readable statement	
system logging	
usage guidelines.....	20